


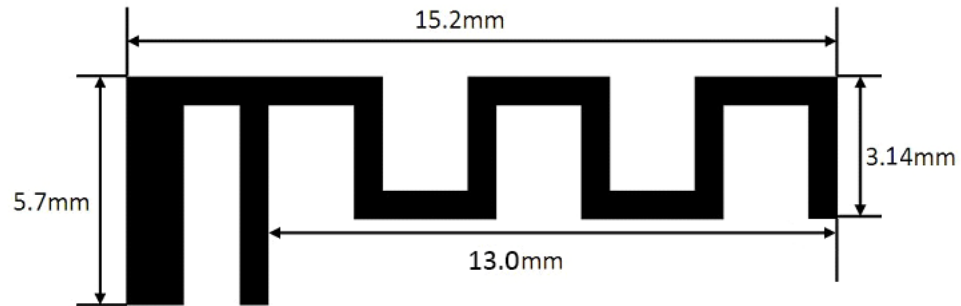
## Inverted F Antenna Specification of on-board PIFA antenna in 2.4G-2.48G frequency band

SPECIFICATIONS	
Frequency (MHz)	2400-2480
Peak Gain (dBi)	2.499
Average Gain (dBi)	>-4
VSWR	<3.2
Impedance ( $\Omega$ )	50 $\Omega$
Antenna Type	Plannar Inverted F Antenna on board
Polarization	Linear

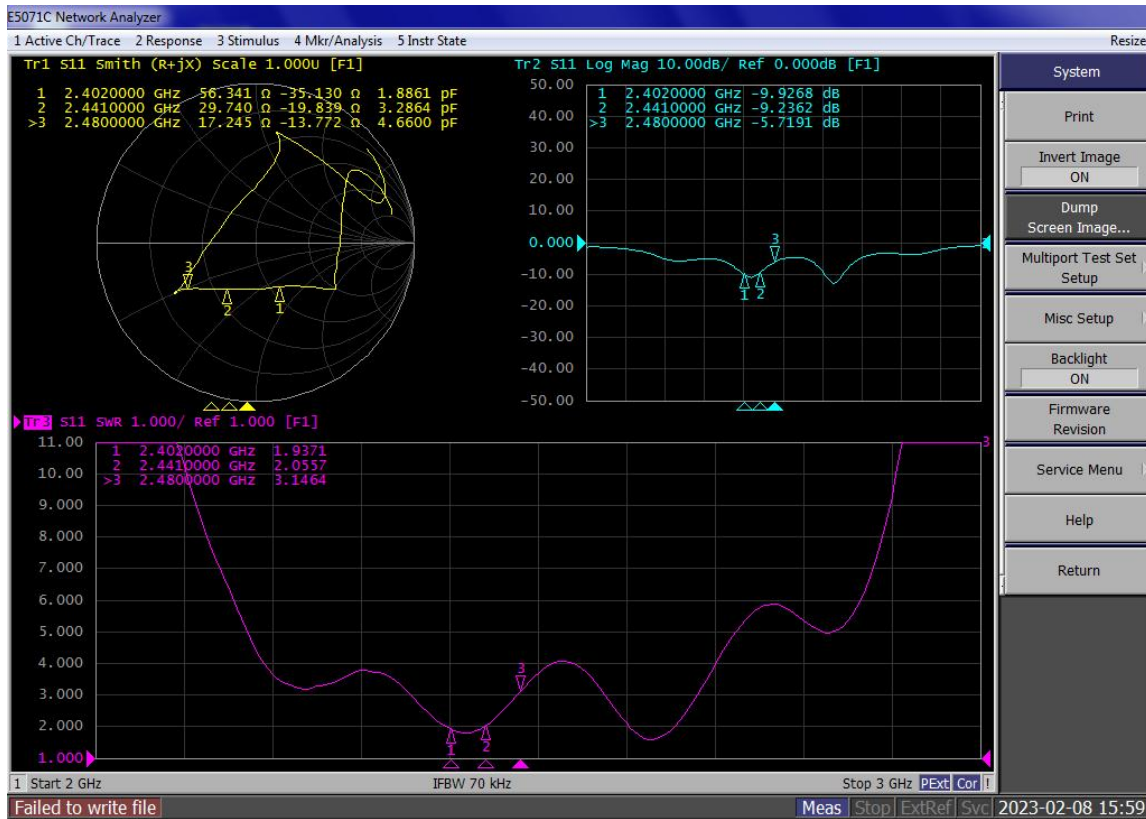
Test environment: Zhongke Guoji darkroom test system.



# Physical objects and dimensions of antenna



## Passive s parameters of antenna: Standing wave ratio (VSWR), Return Loss and Smith chart

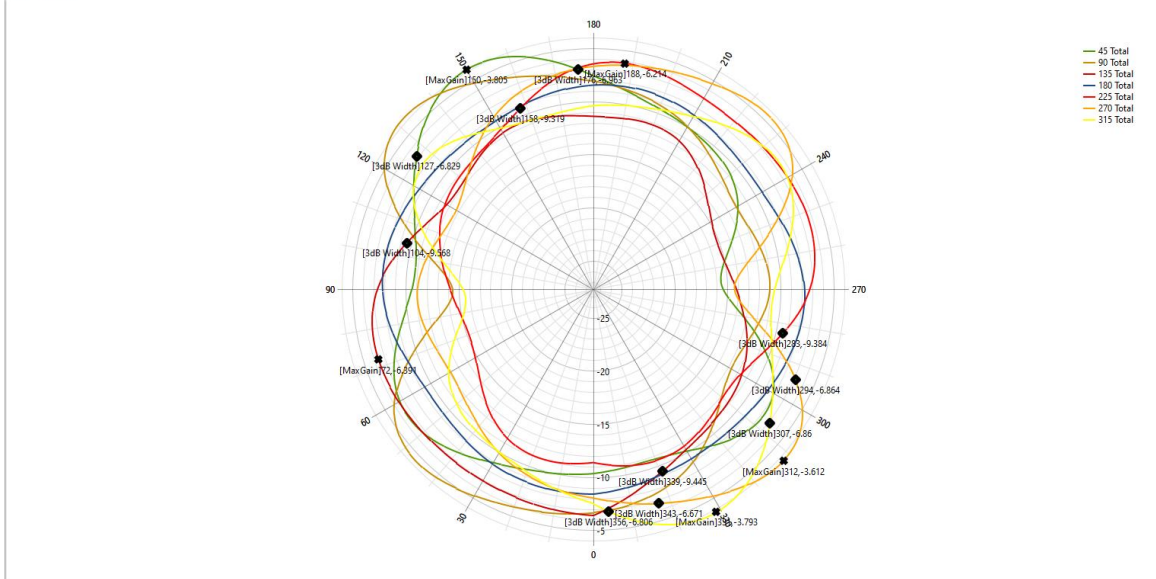


## Antenna efficiency and gain

Frequency (MHz)	Gain (dBi)	Efficiency (%)	AverageGain (dBi)	Efficiency (dB)
2400	1.433	59.329%	-2.717	-2.267
2410	0.927	51.861%	-3.416	-2.852
2420	0.829	52.112%	-3.166	-2.831
2430	0.881	49.299%	-3.258	-3.072
2440	1.192	50.672%	-3.144	-2.952
2450	1.688	53.067%	-2.735	-2.752
2460	2.194	59.423%	-2.276	-2.260
2470	2.118	56.680%	-2.438	-2.466
2480	2.499	61.727%	-2.112	-2.095
Average	1.529	54.908%	-2.806	-2.616
Peak	2.499	61.727%	-2.112	-2.095

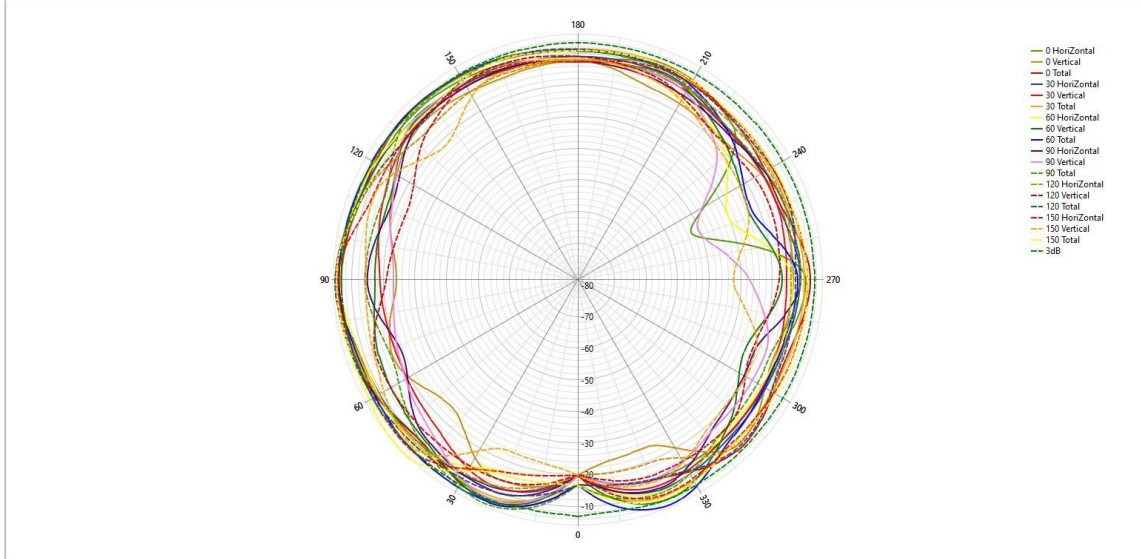
# Antenna 2440MHz 2D-Theta Pattern

2D-Theta 2D-Line-Theta 2D-Phi 2D-Line-Phi DataLine HeatMap 3D

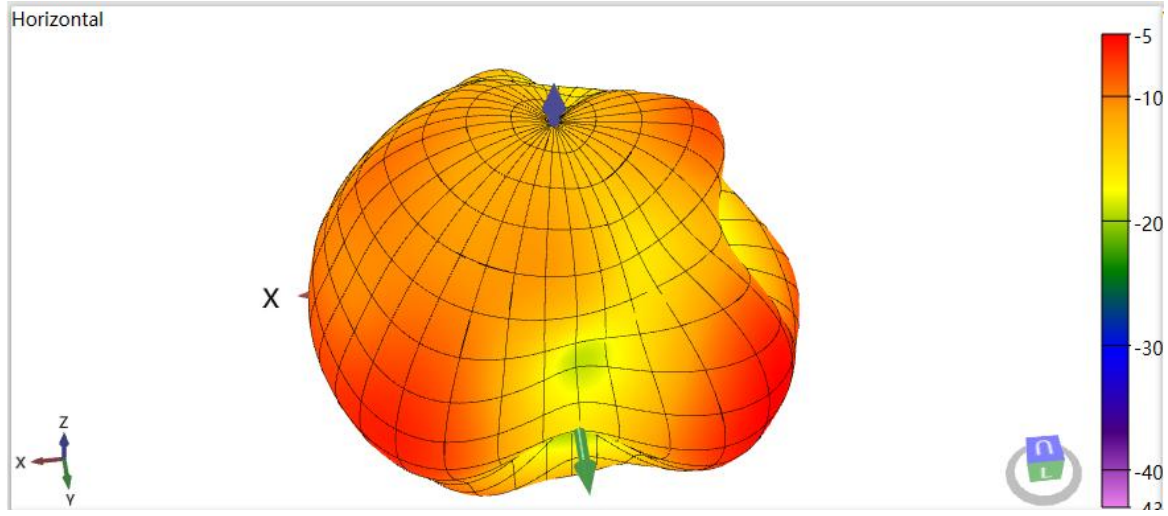


# Antenna 2440MHz 2D-Phi Pattern

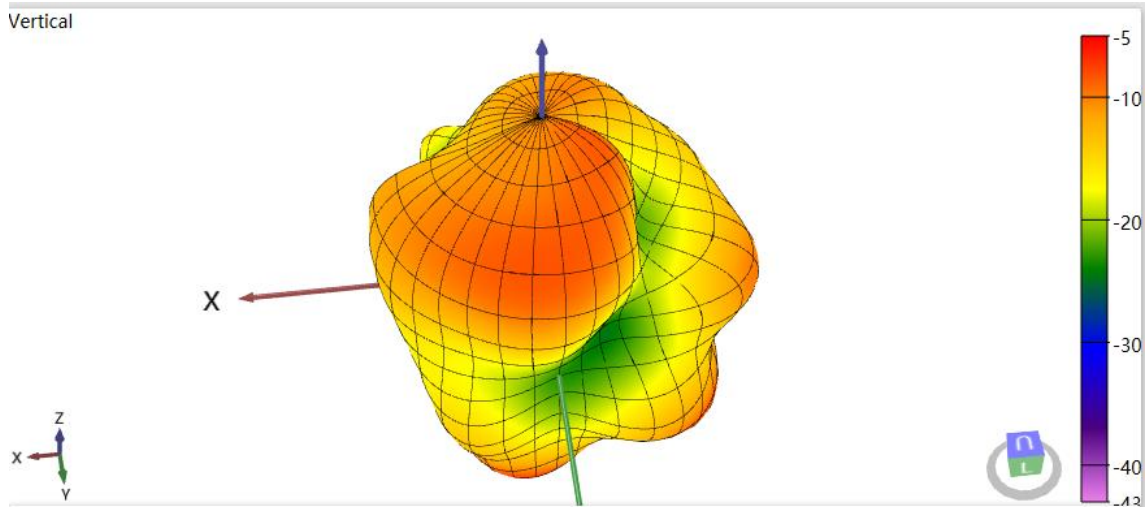
2D-Theta 2D-Line-Theta 2D-Phi 2D-Line-Phi DataLine HeatMap 3D



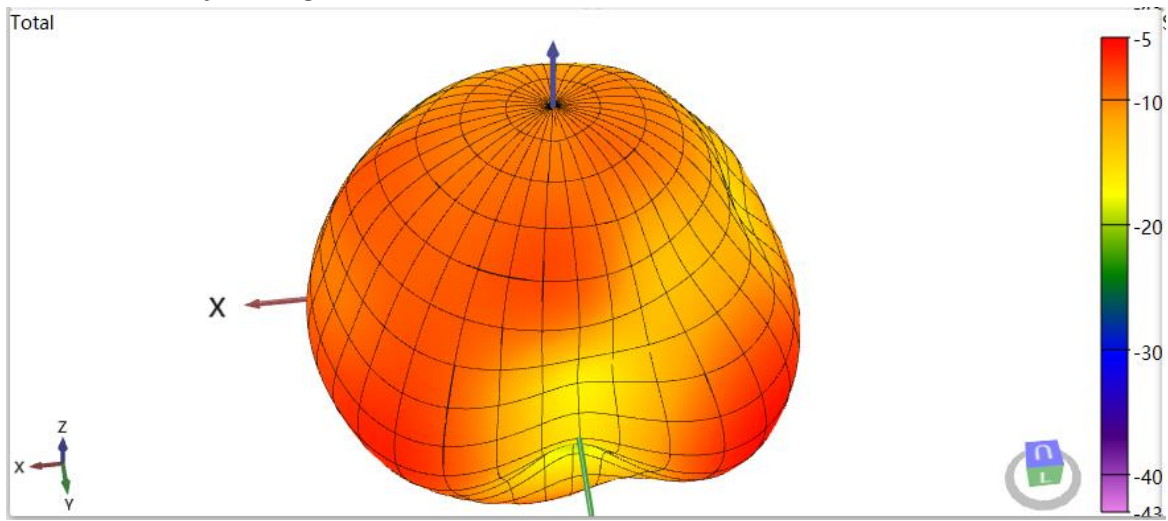
## Antenna 2440MHz 3D-Horizontal Pattern



## Antenna 2440MHz 3D-Vertical Pattern



## Antenna 2440MHz 3D-Total Pattern



Manufacture: ZHUHAI JIELI TECHNOLOGY CO.,LTD

Address: ONE OF B SECTION, 3/F OF BUILDING A, NO. 9 PINGGONG WEST ROAD, NANPING TECHNOLOGY INDUSTRIAL PARK, ZHUHAI,CHINA