

Dongzhen Electronics Co., Ltd

Shangpin Science and Technology Building, Xinjin Street, Longhu District, Shantou City

Antenna Specification for Approval

Product Name: 2.4G antenna

Part NO. : 19PIN*0.12*1.4PVC

Write By: Mr. zhou

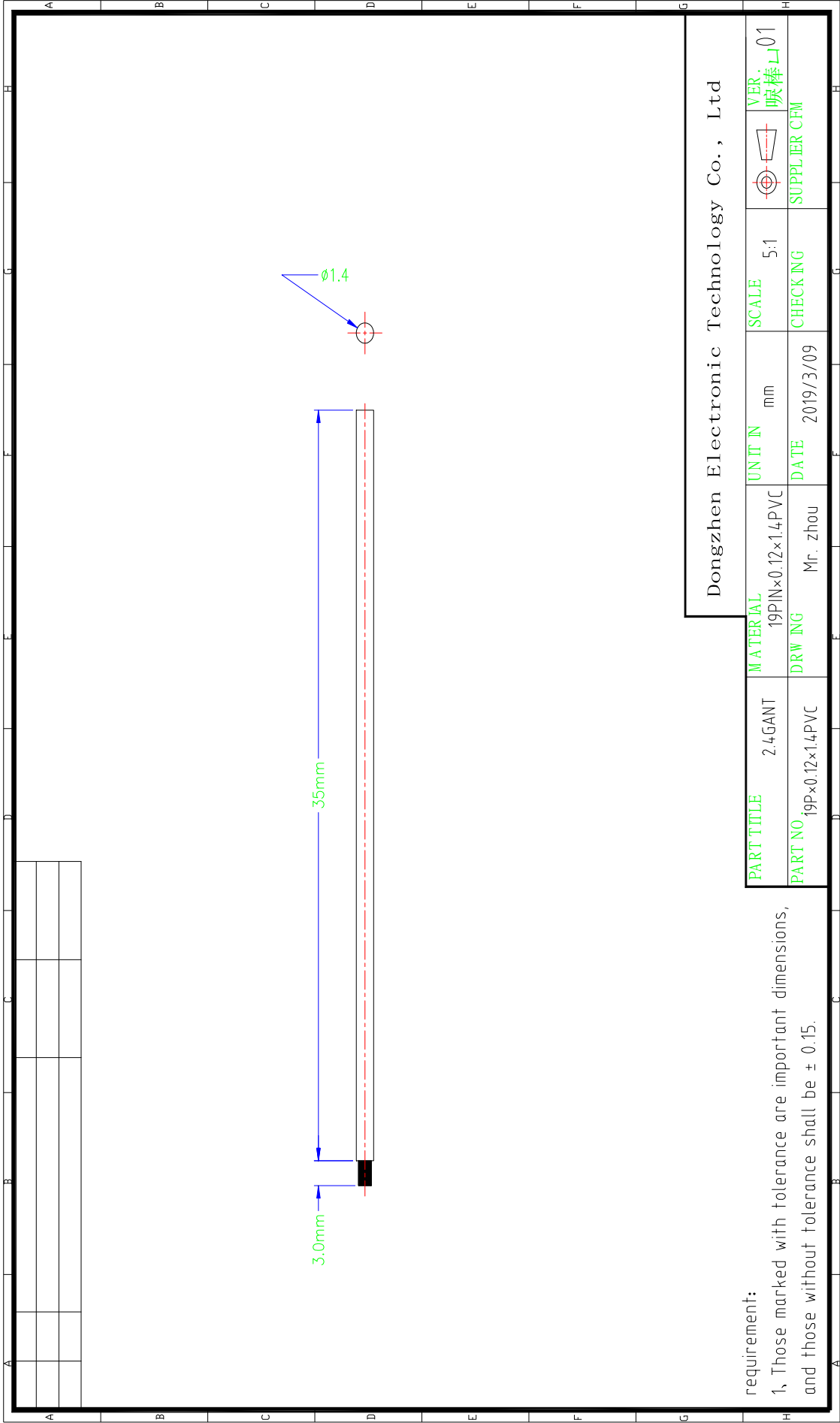
Issued Date: 2019-3-8

customer :

R&D Dept	Business Dept	Approved By

supplier

R&D Dept	Engineer Dept	Approval



requirement:

- 1, Those marked with tolerance are important dimensions, and those without tolerance shall be ± 0.15 .

Product Specification

A. Electrical Characteristics

Frequency 2400MHz ~2500MHz

VSWR <3.0

Efficiency >20%

Impedance 50 Ohm

Gain 0.59 dBi

Polarization mode: linear polarization

B. Material & Mechanical Characteristics

Material of Radiator Cu

Cable Type 1.4 white

Connector Type : NO

Dimension

C. Environmental

Operation Temperature - 30 °C ~ + 80 °C

Storage Temperature - 30 °C ~ + 85 °C

Test Equipment & Conditions

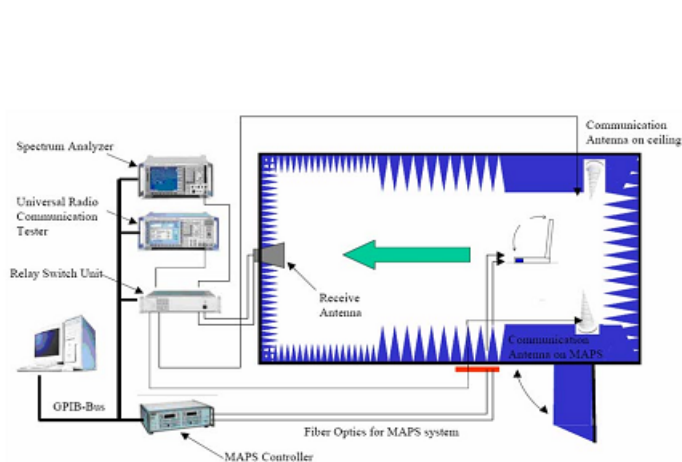
1. Network Analyzers:

Agilent 8753D 5071B

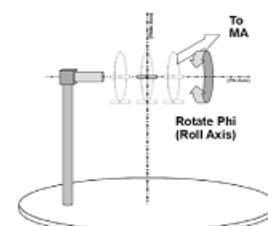
2. Communications Test Set:

Agilent E5515C

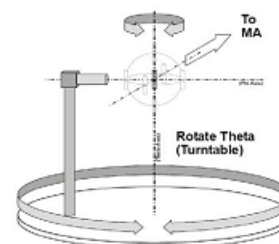
3. 3D Chamber Test System



(Testing by 3D anechoic chamber)



Phi axis test



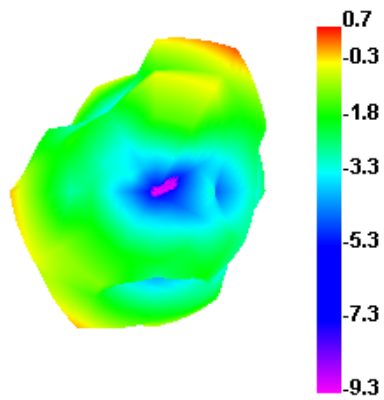
Theta axis test

Efficiency & Gain

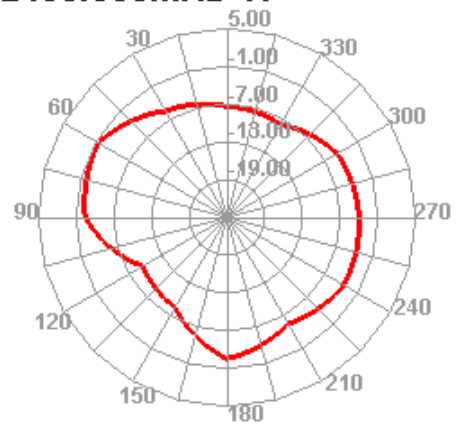
Freq (MHz)	Effi (%)	Gain (dBi)
2400	23.66	0.47
2410	23.19	0.38
2420	23.03	0.49
2430	22.41	0.42
2440	21.67	0.45
2450	20.24	0.52
2460	20.61	0.51
2470	21.41	0.59
2480	23.89	0.56
2490	26.46	0.53
2500	25.73	0.46

Radiation Pattern

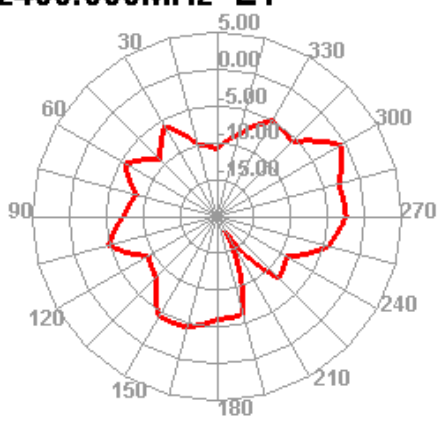
2400.000MHz



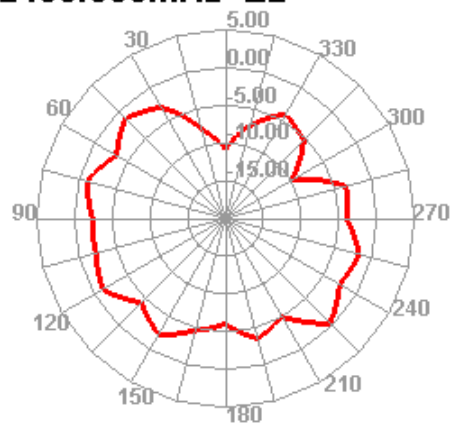
2400.000MHz H



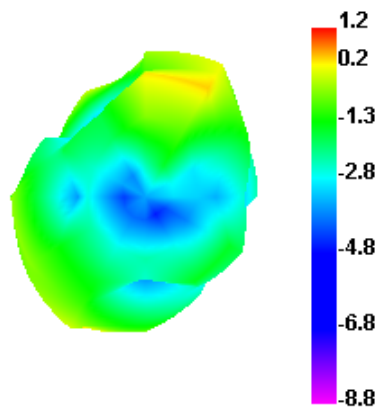
2400.000MHz E1



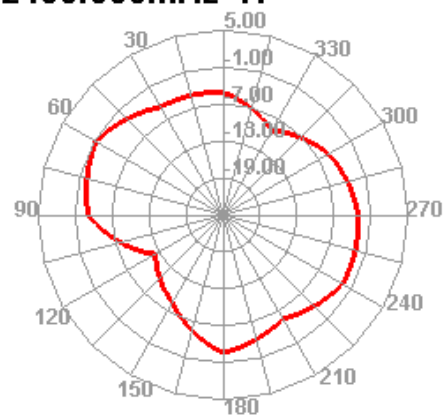
2400.000MHz E2



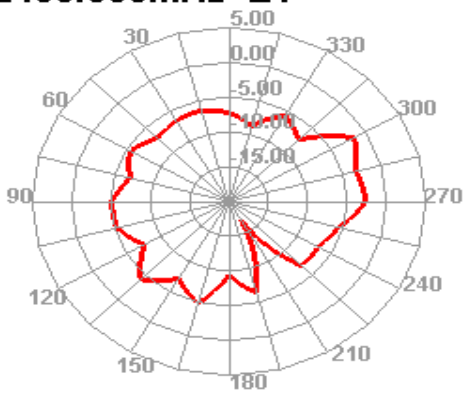
2450.000MHz



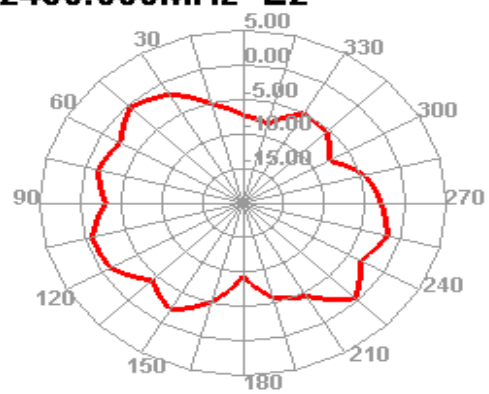
2450.000MHz H



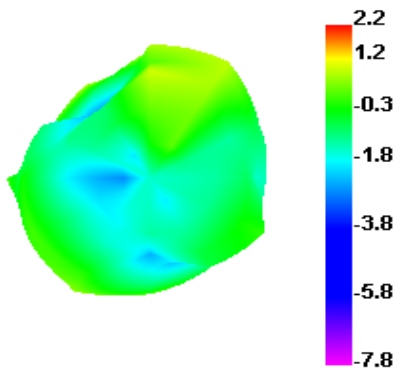
2450.000MHz E1



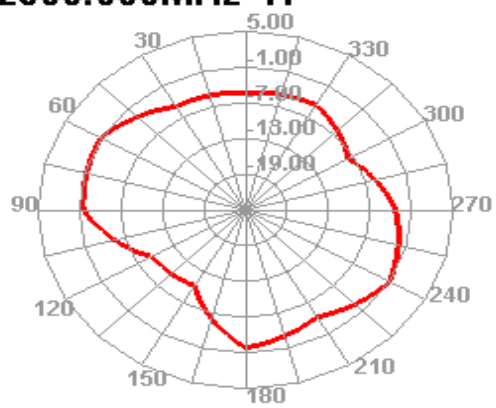
2450.000MHz E2



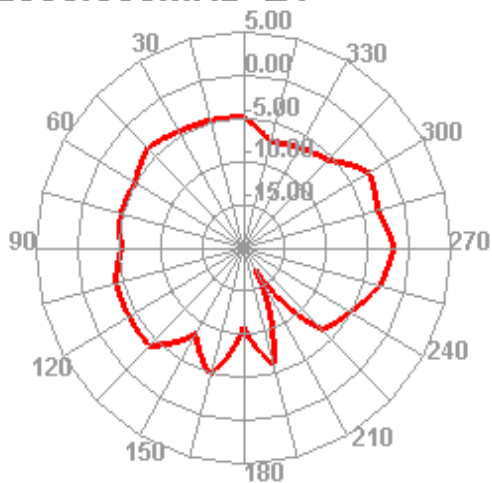
2500.000MHz



2500.000MHz H



2500.000MHz E1



2500.000MHz E2

