

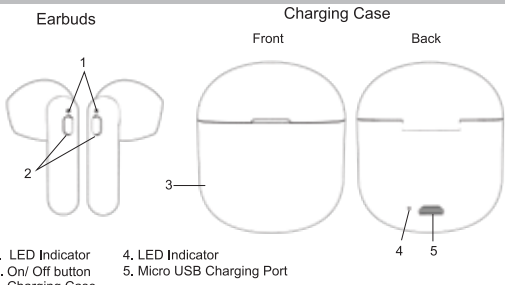
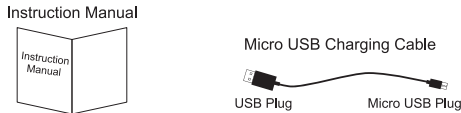



FRONT SIDE

 <p>Thank you for purchasing the Mini True Wireless Earbuds. This manual provides more information about the wireless earbuds, please read the instructions before using.</p> 	<p>Product Overview</p>  <p>1. LED Indicator 2. On/Off button 3. Charging Case 4. LED Indicator 5. Micro USB Charging Port</p> 	<p>Power On/Off</p> <p>Power On Press and hold down the On/Off Button of earbuds for 3 seconds and the LED will flash.</p> <p>Power Off Press and hold down the On/Off Button of earbuds for 4 seconds and the LED will turn off.</p>			
	<p>Package Contents</p> <table border="1"> <tr> <td>Mini True Wireless Earbuds x 1 pair Portable Charging Case x 1</td> <td>Micro USB Charging Cable x 1 Instruction Manual x 1</td> </tr> </table> <p>Specifications</p> <table border="1"> <tr> <td>Driver Diameter: 10 mm Impedance: 32 Ohms Frequency Response: 20 Hz – 20 KHz Sensitivity: 98 dB +/- 3 dB Power Supply: Li-ion Battery 3.7V 35 mAh (per Earbud) Li-ion Battery 3.7V 500 mAh (Charging Case) Play Time: Total 10 Hours (Earbuds playing time is 2 Hours and the Charging Case can provide 6 times for the earbuds charging)</td> <td>Charging Time: 2 Hours Bluetooth Range: 32.8 Feet Micro USB Charging cable included</td> </tr> </table>	Mini True Wireless Earbuds x 1 pair Portable Charging Case x 1	Micro USB Charging Cable x 1 Instruction Manual x 1	Driver Diameter: 10 mm Impedance: 32 Ohms Frequency Response: 20 Hz – 20 KHz Sensitivity: 98 dB +/- 3 dB Power Supply: Li-ion Battery 3.7V 35 mAh (per Earbud) Li-ion Battery 3.7V 500 mAh (Charging Case) Play Time: Total 10 Hours (Earbuds playing time is 2 Hours and the Charging Case can provide 6 times for the earbuds charging)	Charging Time: 2 Hours Bluetooth Range: 32.8 Feet Micro USB Charging cable included
Mini True Wireless Earbuds x 1 pair Portable Charging Case x 1	Micro USB Charging Cable x 1 Instruction Manual x 1				
Driver Diameter: 10 mm Impedance: 32 Ohms Frequency Response: 20 Hz – 20 KHz Sensitivity: 98 dB +/- 3 dB Power Supply: Li-ion Battery 3.7V 35 mAh (per Earbud) Li-ion Battery 3.7V 500 mAh (Charging Case) Play Time: Total 10 Hours (Earbuds playing time is 2 Hours and the Charging Case can provide 6 times for the earbuds charging)	Charging Time: 2 Hours Bluetooth Range: 32.8 Feet Micro USB Charging cable included				

BACK SIDE

<p>Answer / Reject a call</p> <p>When receive a call, press the On/Off Button once (on either earbud) to accept the call, or answer the call normally via your mobile phone. Press and hold 2 seconds to reject it.</p> <p>End a call</p> <p>To end the call, just press On/Off button at any side of earbud with Beep sound to end it.</p> <p>Functions</p> <p>Pause / Play Music: Short Press on On/OFF Button Go back to previous song: Press Left On/Off Button for 1 second. Advance to next song: Press Right On/Off Button for 1 second. Volume up: Double click Right On/Off button to increase Volume down: Double click Left On/Off button to reduce</p> <p>Charging your Earbuds</p> <ol style="list-style-type: none"> Open the charging case cover. Insert the Dual Earbuds into the charging case. The earbuds will start the charge automatically. LED indicator light will be turned to Red when charging your earbuds. Once fully charged, the LED will be off. <p>Recharge Charging Case</p> <p>⚠ For your safety, please always use appropriate 5V input charger/Adapter to charge the product, DO NOT USE Quick Charging USB Adapter to charge the product, as it might damage the product.</p> <ol style="list-style-type: none"> Use the Micro USB charging cable provided with the packaging. Connect the Micro USB plug to Micro USB charging port on the charging case, then connect the USB plug to a USB port on a computer or wall adapter to begin charging. The Red LED on the charging case will be on during charge. Once fully charged, the Red LED will be off. <p>NOTE:</p> <ul style="list-style-type: none"> You must select a qualified charger from a regular manufacturer. You must charge the charging case and earbuds if it has been not used for more than 12 months. 	<p>FAQ</p> <p>If the wireless earbuds cannot be paired with your device, please try the following: Ensure that your earbuds are in pairing mode or reconnection mode Ensure that Bluetooth search function of your mobile device is activated.</p> <p>If the wireless earbuds will not turn on: Make sure the earbuds are fully charged.</p> <p>Can I change the battery for the charging case and earbuds? The charging case and earbuds use a built-in non-detachable battery which cannot be removed.</p> <p>If the charging case cannot be recharged: If you use a power outlet, ensure that the power supply is connected securely and the outlet works. If you use a computer, ensure that it is connected and the USB port is powered.</p> <p>⚠ Safety instructions for the lithium battery and charging the product</p> <p>-The input voltage to the product is 5V 1A. -In order to charge the product in safe manner and reliable conditions, please only adopt certified appropriate charger/ adapter for charging the product. -Only charge the product at ambient temperatures between 10 deg °C/ 50 deg °F and 40 deg °C/104 deg °F. - Do not heat above 70 deg °C/158 deg °F, eg. Do not expose to sunlight or throw into fire. -Switch off the product after use. -Please note that we won't take any responsibility for any wrong operation (eg. Voltage higher than 5V) as this may result in severe injury or loss of property, and we cannot control the operating process during the time the user using this product. -In extreme cases, abuse or misuse of Lithium battery pack can lead to explosion, heat generation, fire development or smoke development.</p>	<p>FCC STATEMENT</p> <ol style="list-style-type: none"> This device complies with Part 15 of the FCC Rules. Operation is subject to the following two conditions: (1) This device may not cause harmful interference. (2) This device must accept any interference received, including interference that may cause undesired operation. Changes or modifications not expressly approved by the party responsible for compliance could void the user's authority to operate the equipment. <p>NOTE: This equipment has been tested and found to comply with the limits for a Class B digital device, pursuant to Part 15 of the FCC Rules. These limits are designed to provide reasonable protection against harmful interference in a residential installation. This equipment generates uses and can radiate radio frequency energy and, if not installed and used in accordance with the instructions, may cause harmful interference to radio communications. However, there is no guarantee that interference will not occur in a particular installation. If this equipment does cause harmful interference to radio or television reception, which can be determined by turning the equipment off and on, the user is encouraged to try to correct the interference by one or more of the following measures:</p> <ul style="list-style-type: none"> - Reorient or relocate the receiving antenna. - Increase the separation between the equipment and receiver. - Connect the equipment into an outlet on a circuit different from that to which the receiver is connected. - Consult the dealer or an experienced radio/TV technician for help. <p>RF warning statement: The device has been evaluated to meet general RF exposure requirement. The device can be used in portable exposure condition without restriction.</p> <p>FCC ID: 2ADM5-EP-0645</p> <p>WARNING: This product can expose you to chemicals including Bisphenol A (BPA), which is known to the State of California to cause birth defects or other reproductive harm. For more information, go to www.P65Warnings.ca.gov.</p> <p>ITEM# EP-0645</p> <p>Keep all relevant information for future reference</p> <p>Made in China</p>
--	---	---