

StartHere

Welcome





OVERVIEW

Please note

All the functions in this manual should be operated in **Standby Mode**
Like the picture below.

Tips:

Press  go back to the **Standby Mode**





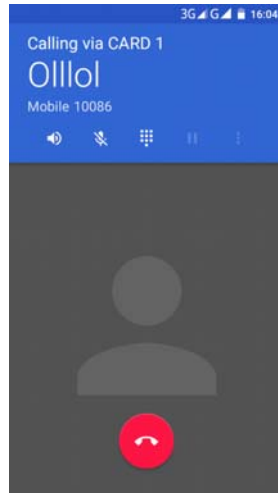
(Standby Mode)

Make a call

Select 

Input the numbers.

Press Send  .



Answer a call. Slide receiver icon to right.

Tips:

* Up Key to volume up.

* Down Key to volume down.

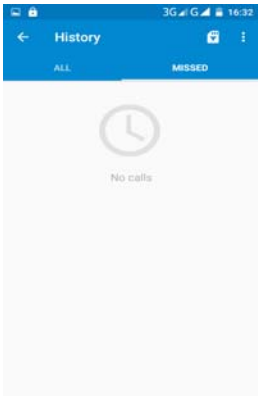
Call log

Calls logs

 >  > Call logs.

Missed calls

 >  >  Missed calls.



Contacts

To browse the name card holder, store, edit and delete the names and phone numbers in the phone and SIM card.

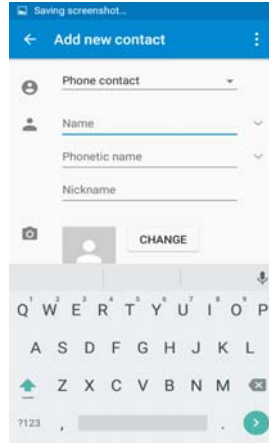
Contact List



Add new contact



> To Phone.



Message

To receive and send the message.

Write Message

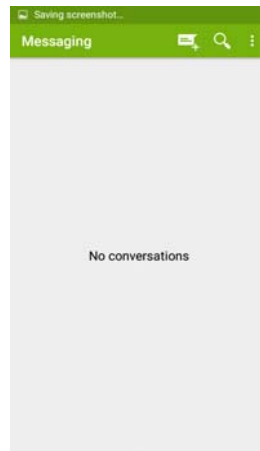


You could write message by using this function.

In box



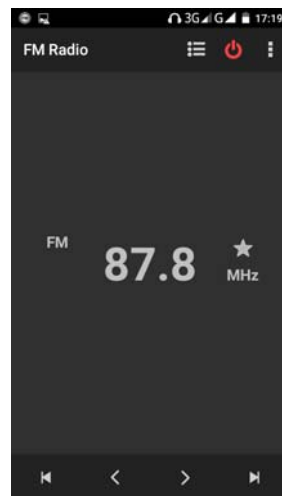
Store the SMS and Push message received.




Multimedia

FM Radio

Please connect with the earphone. You can
Listen to FM radio freely.



Internet



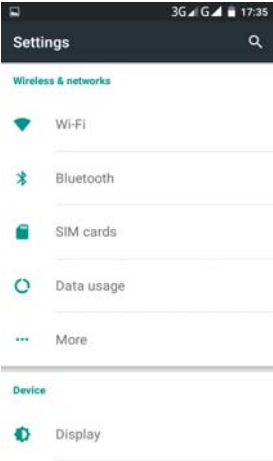
>Internet service

*Depends on network support.



Settings

You can customize the settings, such as Wi-Fi, Bluetooth, SIM cards, Data usage, Display etc.

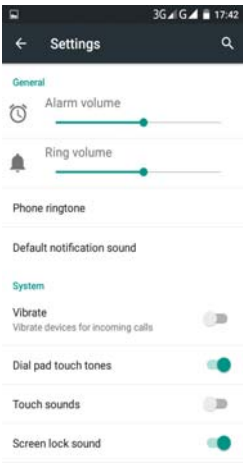


Ring settings

 >  >  Sound & notification

Choose the Options to customize the ring

settings options>settings



Thank You!

CAUTION!

"Using the wrong type of battery, there is a danger of explosion."

"Must be in accordance with the disposal of used batteries."

FCC RF Exposure Information and Statement

The SAR limit of USA (FCC) is 1.6 W/kg averaged over one gram of tissue. Device types 4G Smart Phone (FCC ID: 2ADLM-SLG2) has also been tested against this SAR limit. The

highest reported SAR values for head, body-worn accessory, product specific (wireless router), and simultaneous transmission conditions are 0.330W/kg, 1.029W/kg, 1.196W/kg, and 1.196W/kg respectively. This device was tested for typical body-worn operations with the back of the handset kept 10mm from the body. To maintain compliance with FCC RF exposure requirements, use accessories that maintain a 10mm separation distance between the user's body and the back of the handset. The use of belt clips, holsters and similar accessories should not contain metallic components in its assembly. The use of accessories that do not satisfy

these requirements may not comply with FCC RF exposure requirements, and should be avoided.

FCC Warning

This device complies with Part 15 of the FCC Rules. Operation is subject to the following two conditions:

(1) This device may not cause harmful interference, and (2) this device must accept any interference received, including interference that may cause undesired operation.

NOTE 1: This equipment has been tested and found to comply with the limits for a Class B digital device, pursuant to part 15 of the FCC Rules. These limits are designed to provide

reasonable protection against harmful interference in a residential installation. This equipment generates, uses and can radiate radio frequency energy and, if not installed and used in accordance with the instructions, may cause harmful interference to radio communications. However, there is no guarantee that interference will not occur in a particular installation. If this equipment does cause harmful interference to radio or television reception, which can be determined by turning the equipment off and on, the user is encouraged to try to correct the interference by one or more of the following measures:

- Reorient or relocate the receiving

antenna.

- Increase the separation between the equipment and receiver.

- Connect the equipment into an outlet on a circuit different from that to which the receiver is connected.

- Consult the dealer or an experienced radio/TV technician for help.

NOTE 2: Any changes or modifications to this unit not expressly approved by the party responsible for compliance could void the user's authority to operate the equipment.



FortuneShip

For more info:
www.fortuneship.com

Printed in China