

DUT: 3G Smart Phone; Type: N406A;

Communication System: GSM bands; Frequency: 836.6 MHz; Duty Cycle: 1:8
Medium parameters used: $f = 836.6$ MHz; $\sigma = 0.9$ mho/m; $\epsilon_r = 41.18$; $\rho = 1000$ kg/m³
Phantom section: Left Section

DASY4 Configuration:

- Probe: EX3DV4 – SN7382; ConvF(10.50, 10.50, 10.50); Calibrated: 26/10/2016
- Sensor-Surface: 4mm (Mechanical Surface Detection)
- Electronics: DAE – SN772; Calibrated: 25/10/2016
- Phantom: TWIN SAM; Type: Twin SAM V5.0; Serial: 1909
- Measurement SW: DASY4, V4.5 Build 19; Postprocessing SW: SEMCAD, V1.8 Build 145

Left head cheek/GSM 850 Mid/Area Scan (91x121x1): Measurement grid: dx=10mm, dy=10mm

Maximum value of SAR (interpolated) = 0.718 mW/g

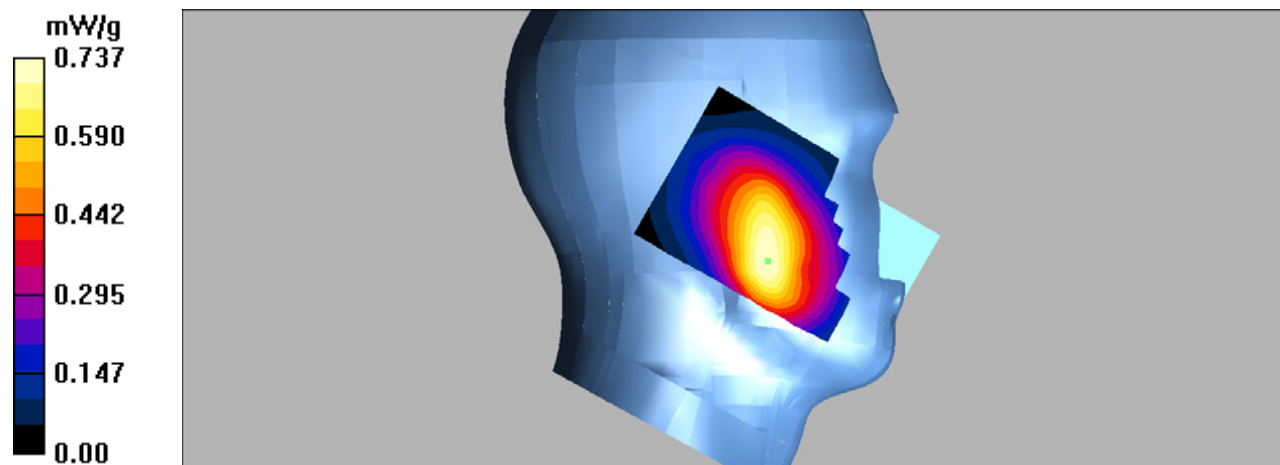
Left head cheek/GSM 850 Mid/Zoom Scan (7x7x7)/Cube 0: Measurement grid: dx=5mm, dy=5mm, dz=5mm

Reference Value = 11.3 V/m; Power Drift = -0.055 dB

Peak SAR (extrapolated) = 0.942 W/kg

SAR(1 g) = 0.675 mW/g; SAR(10 g) = 0.477 mW/g

Maximum value of SAR (measured) = 0.737 mW/g



DUT: 3G Smart Phone; Type: N406A;

Communication System: GSM bands; Frequency: 836.6 MHz; Duty Cycle: 1:8
Medium parameters used: $f = 836.6$ MHz; $\sigma = 0.9$ mho/m; $\epsilon_r = 41.18$; $\rho = 1000$ kg/m³
Phantom section: Left Section

DASY4 Configuration:

- Probe: EX3DV4 – SN7382; ConvF(10.50, 10.50, 10.50); Calibrated: 26/10/2016
- Sensor-Surface: 4mm (Mechanical Surface Detection)
- Electronics: DAE – SN772; Calibrated: 25/10/2016
- Phantom: TWIN SAM; Type: Twin SAM V5.0; Serial: 1909
- Measurement SW: DASY4, V4.5 Build 19; Postprocessing SW: SEMCAD, V1.8 Build 145

Left head tilt/GSM 850 Mid/Area Scan (91x121x1): Measurement grid: dx=10mm, dy=10mm

Maximum value of SAR (interpolated) = 0.498 mW/g

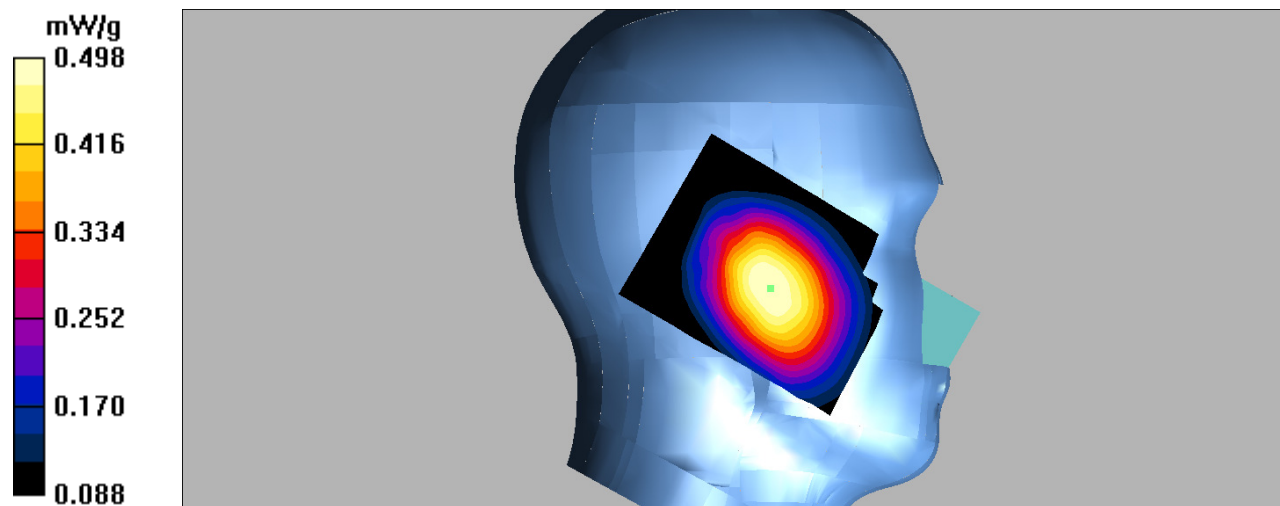
Left head tilt/GSM 850 Mid/Zoom Scan (7x7x7)/Cube 0: Measurement grid: dx=5mm, dy=5mm, dz=5mm

Reference Value = 14.1 V/m; Power Drift = 0.01 dB

Peak SAR (extrapolated) = 0.570 W/kg

SAR(1 g) = 0.481 mW/g; SAR(10 g) = 0.375 mW/g

Maximum value of SAR (measured) = 0.498 mW/g



DUT: 3G Smart Phone; Type: N406A;

Communication System: GSM bands; Frequency: 836.6 MHz; Duty Cycle: 1:8
Medium parameters used: $f = 836.6$ MHz; $\sigma = 0.9$ mho/m; $\epsilon_r = 41.18$; $\rho = 1000$ kg/m³
Phantom section: Right Section

DASY4 Configuration:

- Probe: EX3DV4 – SN7382; ConvF(10.50, 10.50, 10.50); Calibrated: 26/10/2016
- Sensor-Surface: 4mm (Mechanical Surface Detection)
- Electronics: DAE – SN772; Calibrated: 25/10/2016
- Phantom: TWIN SAM; Type: Twin SAM V5.0; Serial: 1909
- Measurement SW: DASY4, V4.5 Build 19; Postprocessing SW: SEMCAD, V1.8 Build 145

Right head cheek/GSM 850 Mid/Area Scan (91x121x1): Measurement grid: dx=10mm, dy=10mm

Maximum value of SAR (interpolated) = 0.707 mW/g

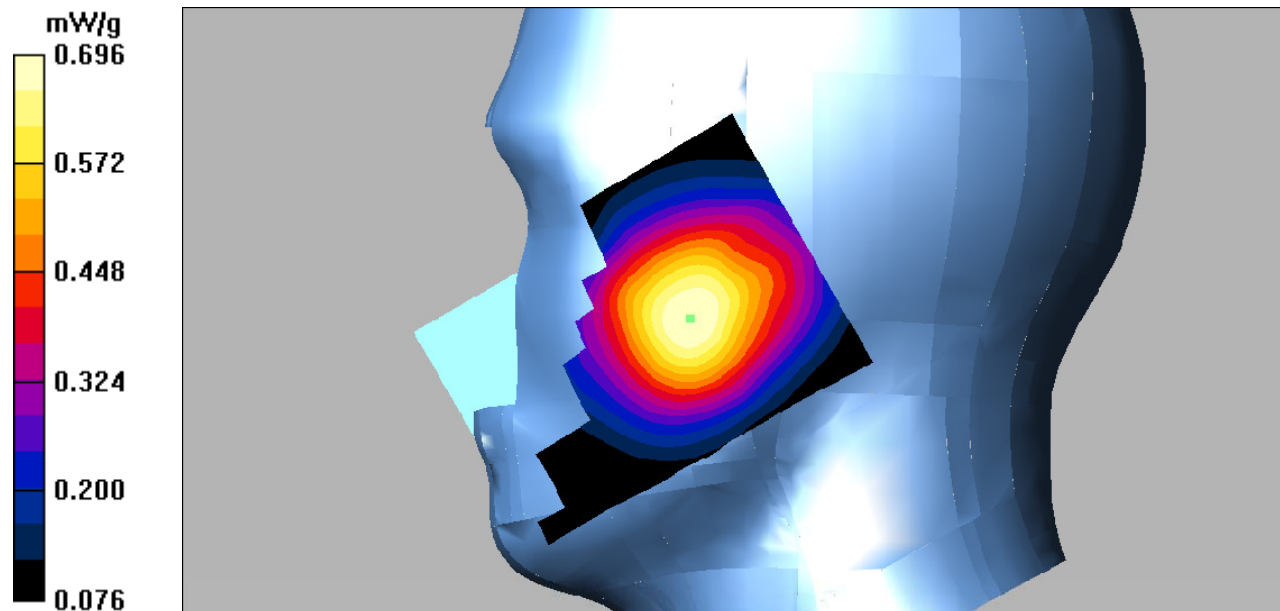
Right head cheek/GSM 850 Mid/Zoom Scan (7x7x7)/Cube 0: Measurement grid: dx=5mm, dy=5mm, dz=5mm

Reference Value = 10.9 V/m; Power Drift = 0.013 dB

Peak SAR (extrapolated) = 0.792 W/kg

SAR(1 g) = 0.668 mW/g; SAR(10 g) = 0.509 mW/g

Maximum value of SAR (measured) = 0.696 mW/g



DUT: 3G Smart Phone; Type: N406A;

Communication System: GSM bands; Frequency: 836.6 MHz; Duty Cycle: 1:8
Medium parameters used: $f = 836.6 \text{ MHz}$; $\sigma = 0.9 \text{ mho/m}$; $\epsilon_r = 41.18$; $\rho = 1000 \text{ kg/m}^3$
Phantom section: Right Section

DASY4 Configuration:

- Probe: EX3DV4 – SN7382; ConvF(10.50, 10.50, 10.50); Calibrated: 26/10/2016
- Sensor-Surface: 4mm (Mechanical Surface Detection)
- Electronics: DAE – SN772; Calibrated: 25/10/2016
- Phantom: TWIN SAM; Type: Twin SAM V5.0; Serial: 1909
- Measurement SW: DASY4, V4.5 Build 19; Postprocessing SW: SEMCAD, V1.8 Build 145

Right head tilt/GSM 850 Mid/Area Scan (91x121x1): Measurement grid: $dx=10\text{mm}$, $dy=10\text{mm}$

Maximum value of SAR (interpolated) = 0.467 mW/g

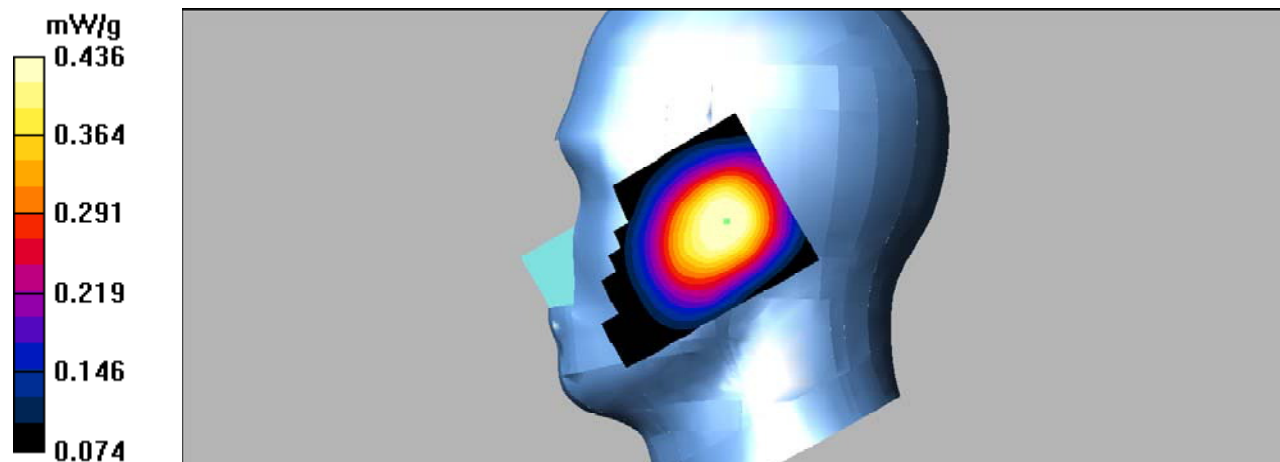
Right head tilt/GSM 850 Mid/Zoom Scan (7x7x7)/Cube 0: Measurement grid: $dx=5\text{mm}$, $dy=5\text{mm}$, $dz=5\text{mm}$

Reference Value = 16.0 V/m; Power Drift = -0.017 dB

Peak SAR (extrapolated) = 0.510 W/kg

SAR(1 g) = 0.417 mW/g; SAR(10 g) = 0.320 mW/g

Maximum value of SAR (measured) = 0.436 mW/g



DUT: 3G Smart Phone; Type: N406A;

Communication System: GSM bands; Frequency: 824.2 MHz; Duty Cycle: 1:8
Medium parameters used: $f = 824.2$ MHz; $\sigma = 0.99$ mho/m; $\epsilon_r = 54.34$; $\rho = 1000$ kg/m³
Phantom section: Flat Section

DASY4 Configuration:

- Probe: EX3DV4 – SN7382; ConvF(10.54, 10.54, 10.54); Calibrated: 26/10/2016
- Sensor-Surface: 4mm (Mechanical Surface Detection)
- Electronics: DAE – SN772; Calibrated: 25/10/2016
- Phantom: TWIN SAM; Type: Twin SAM V5.0; Serial: 1909
- Measurement SW: DASY4, V4.5 Build 19; Postprocessing SW: SEMCAD, V1.8 Build 145

Body worn/GSM 850 Low/Area Scan (101x101x1): Measurement grid: dx=10mm, dy=10mm
Maximum value of SAR (interpolated) = 1.04 mW/g

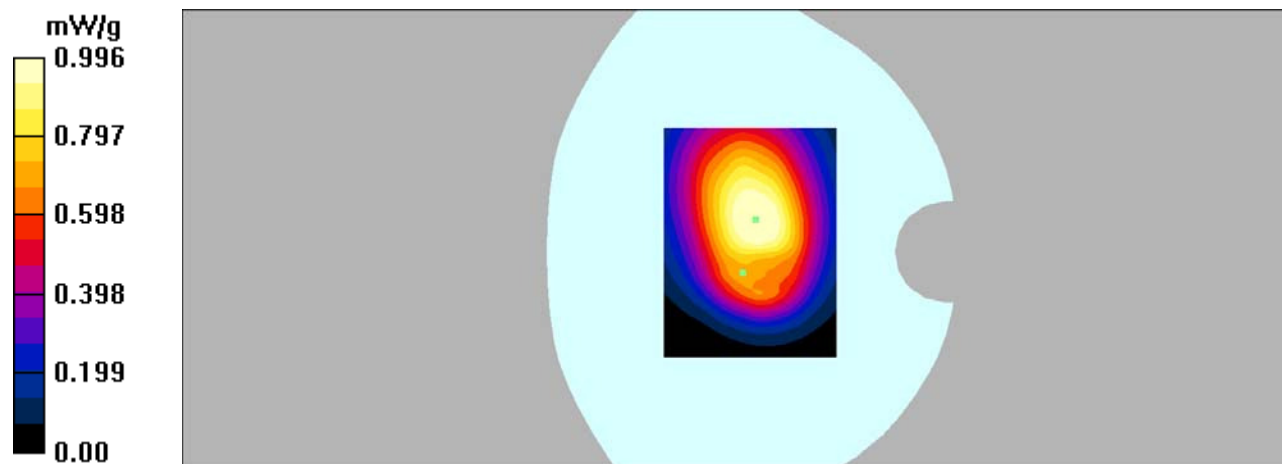
Body worn/GSM 850 Low/Zoom Scan (7x7x7)/Cube 0: Measurement grid: dx=5mm, dy=5mm, dz=5mm

Reference Value = 30.1 V/m; Power Drift = -0.036 dB

Peak SAR (extrapolated) = 2.37 W/kg

SAR(1 g) = 0.957 mW/g; SAR(10 g) = 0.685 mW/g

Maximum value of SAR (measured) = 0.996 mW/g



DUT: 3G Smart Phone; Type: N406A;

Communication System: GSM bands; Frequency: 836.6 MHz; Duty Cycle: 1:8
Medium parameters used: $f = 836.6$ MHz; $\sigma = 0.98$ mho/m; $\epsilon_r = 54.58$; $\rho = 1000$ kg/m³
Phantom section: Flat Section

DASY4 Configuration:

- Probe: EX3DV4 – SN7382; ConvF(10.54, 10.54, 10.54); Calibrated: 26/10/2016
- Sensor-Surface: 4mm (Mechanical Surface Detection)
- Electronics: DAE – SN772; Calibrated: 25/10/2016
- Phantom: TWIN SAM; Type: Twin SAM V5.0; Serial: 1909
- Measurement SW: DASY4, V4.5 Build 19; Postprocessing SW: SEMCAD, V1.8 Build 145

Body worn/GSM 850 Mid/Area Scan (101x101x1): Measurement grid: dx=10mm, dy=10mm
Maximum value of SAR (interpolated) = 0.999 mW/g

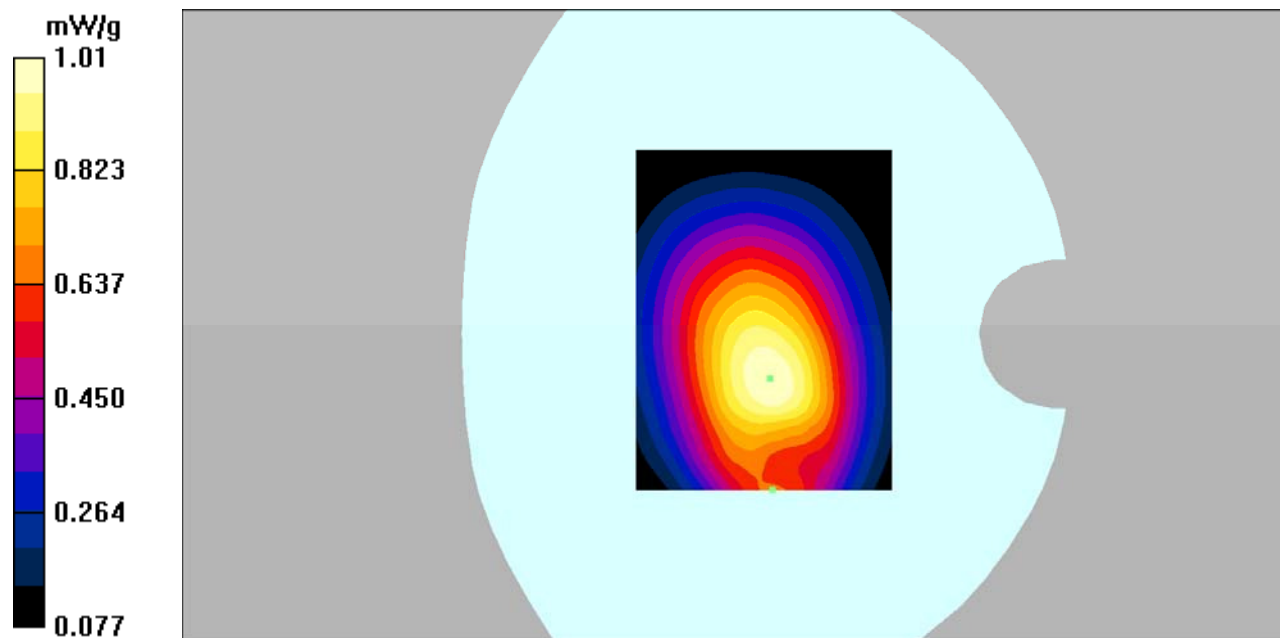
Body worn/GSM 850 Mid/Zoom Scan (7x7x7)/Cube 0: Measurement grid: dx=5mm, dy=5mm, dz=5mm

Reference Value = 30.8 V/m; Power Drift = 0.00 dB

Peak SAR (extrapolated) = 1.24 W/kg

SAR(1 g) = 0.952 mW/g; SAR(10 g) = 0.702 mW/g

Maximum value of SAR (measured) = 1.01 mW/g



DUT: 3G Smart Phone; Type: N406A;

Communication System: GSM bands; Frequency: 848.8 MHz; Duty Cycle: 1:8
Medium parameters used: $f = 848.8$ MHz; $\sigma = 0.97$ mho/m; $\epsilon_r = 54.75$; $\rho = 1000$ kg/m³
Phantom section: Flat Section

DASY4 Configuration:

- Probe: EX3DV4 – SN7382; ConvF(10.54, 10.54, 10.54); Calibrated: 26/10/2016
- Sensor-Surface: 4mm (Mechanical Surface Detection)
- Electronics: DAE – SN772; Calibrated: 25/10/2016
- Phantom: TWIN SAM; Type: Twin SAM V5.0; Serial: 1909
- Measurement SW: DASY4, V4.5 Build 19; Postprocessing SW: SEMCAD, V1.8 Build 145

Body worn/GSM 850 High/Area Scan (101x101x1): Measurement grid: dx=10mm, dy=10mm
Maximum value of SAR (interpolated) = 0.854 mW/g

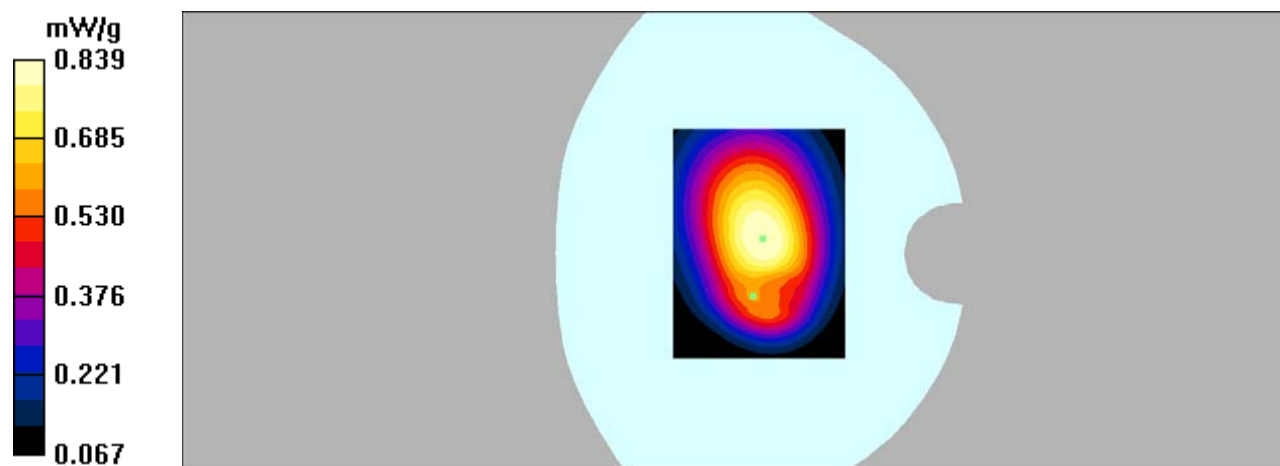
Body worn/GSM 850 High/Zoom Scan (7x7x7)/Cube 0: Measurement grid: dx=5mm, dy=5mm, dz=5mm

Reference Value = 29.0 V/m; Power Drift = -0.038 dB

Peak SAR (extrapolated) = 1.02 W/kg

SAR(1 g) = 0.799 mW/g; SAR(10 g) = 0.591 mW/g

Maximum value of SAR (measured) = 0.839 mW/g



DUT: 3G Smart Phone; Type: N406A;

Communication System: GPRS bands-2slots; Frequency: 824.2 MHz;Duty Cycle: 1:4
Medium parameters used: $f = 824.2$ MHz; $\sigma = 0.99$ mho/m; $\epsilon_r = 54.34$; $\rho = 1000$ kg/m³
Phantom section: Flat Section

DASY4 Configuration:

- Probe: EX3DV4 – SN7382; ConvF(10.54, 10.54, 10.54); Calibrated: 26/10/2016
- Sensor-Surface: 4mm (Mechanical Surface Detection)
- Electronics: DAE – SN772; Calibrated: 25/10/2016
- Phantom: TWIN SAM; Type: Twin SAM V5.0; Serial: 1909
- Measurement SW: DASY4, V4.5 Build 19; Postprocessing SW: SEMCAD, V1.8 Build 145

Hotspot Back/GPRS 850 Low/Area Scan (91x151x1): Measurement grid: dx=10mm, dy=10mm
Maximum value of SAR (interpolated) = 1.59 mW/g

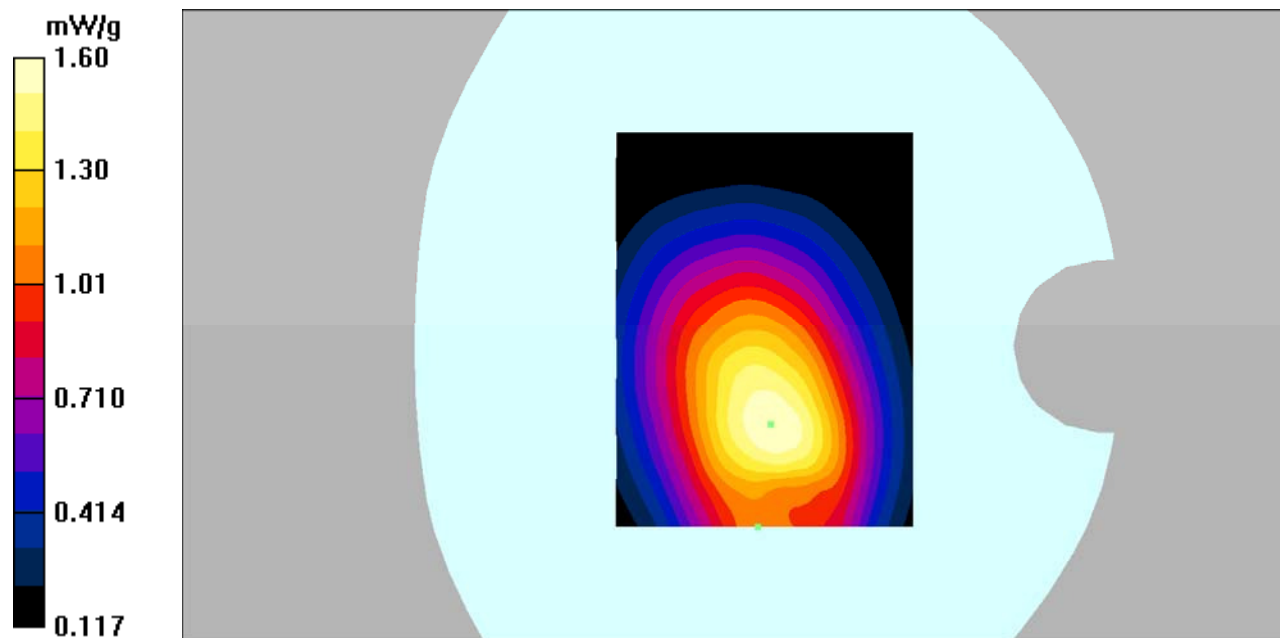
Hotspot Back/GPRS 850 Low/Zoom Scan (7x7x7)/Cube 0: Measurement grid: dx=5mm, dy=5mm, dz=5mm

Reference Value = 36.7 V/m; Power Drift = 0.020 dB

Peak SAR (extrapolated) = 1.99 W/kg

SAR(1 g) = 1.18 mW/g; SAR(10 g) = 1.1 mW/g

Maximum value of SAR (measured) = 1.60 mW/g



DUT: 3G Smart Phone; Type: N406A;

Communication System: GPRS bands-2slots; Frequency: 836.6 MHz; Duty Cycle: 1:4
Medium parameters used: $f = 836.6$ MHz; $\sigma = 0.98$ mho/m; $\epsilon_r = 54.58$; $\rho = 1000$ kg/m³
Phantom section: Flat Section

DASY4 Configuration:

- Probe: EX3DV4 – SN7382; ConvF(10.54, 10.54, 10.54); Calibrated: 26/10/2016
- Sensor-Surface: 4mm (Mechanical Surface Detection)
- Electronics: DAE – SN772; Calibrated: 25/10/2016
- Phantom: TWIN SAM; Type: Twin SAM V5.0; Serial: 1909
- Measurement SW: DASY4, V4.5 Build 19; Postprocessing SW: SEMCAD, V1.8 Build 145

Hotspot Back/GPRS 850 Mid/Area Scan (91x151x1): Measurement grid: dx=10mm, dy=10mm
Maximum value of SAR (interpolated) = 1.40 mW/g

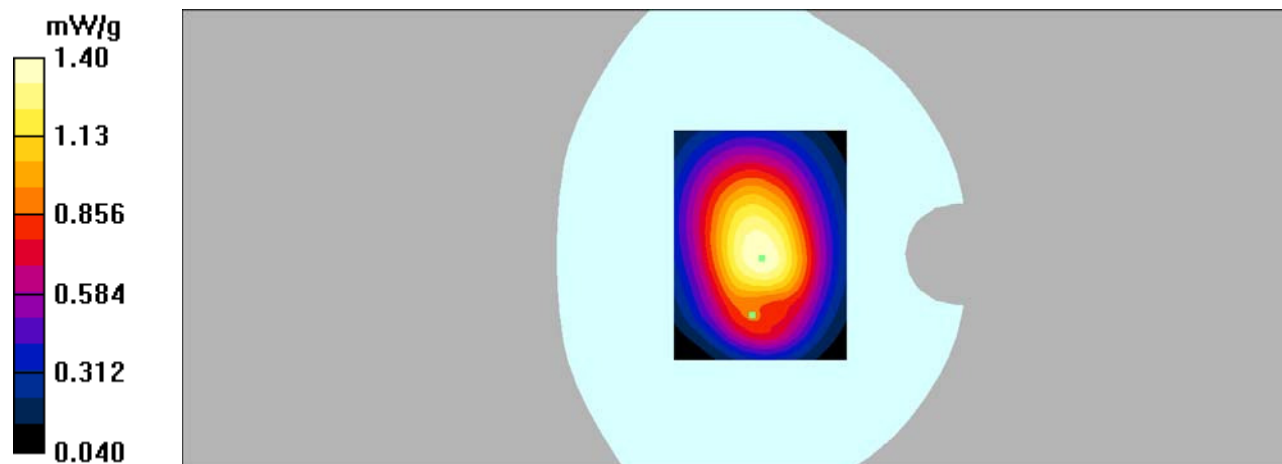
Hotspot Back/GPRS 850 Mid/Zoom Scan (7x7x7)/Cube 0: Measurement grid: dx=5mm, dy=5mm, dz=5mm

Reference Value = 38.3 V/m; Power Drift = -0.086 dB

Peak SAR (extrapolated) = 1.70 W/kg

SAR(1 g) = 1.13 mW/g; SAR(10 g) = 0.978 mW/g

Maximum value of SAR (measured) = 1.40 mW/g



DUT: 3G Smart Phone; Type: N406A;

Communication System: GPRS bands-2slots; Frequency: 848.8 MHz;Duty Cycle: 1:4
Medium parameters used: $f = 848.8$ MHz; $\sigma = 0.97$ mho/m; $\epsilon_r = 54.75$; $\rho = 1000$ kg/m³
Phantom section: Flat Section

DASY4 Configuration:

- Probe: EX3DV4 – SN7382; ConvF(10.54, 10.54, 10.54); Calibrated: 26/10/2016
- Sensor-Surface: 4mm (Mechanical Surface Detection)
- Electronics: DAE – SN772; Calibrated: 25/10/2016
- Phantom: TWIN SAM; Type: Twin SAM V5.0; Serial: 1909
- Measurement SW: DASY4, V4.5 Build 19; Postprocessing SW: SEMCAD, V1.8 Build 145

Hotspot Back/GPRS 850 High/Area Scan (91x151x1): Measurement grid: dx=10mm, dy=10mm
Maximum value of SAR (interpolated) = 1.56 mW/g

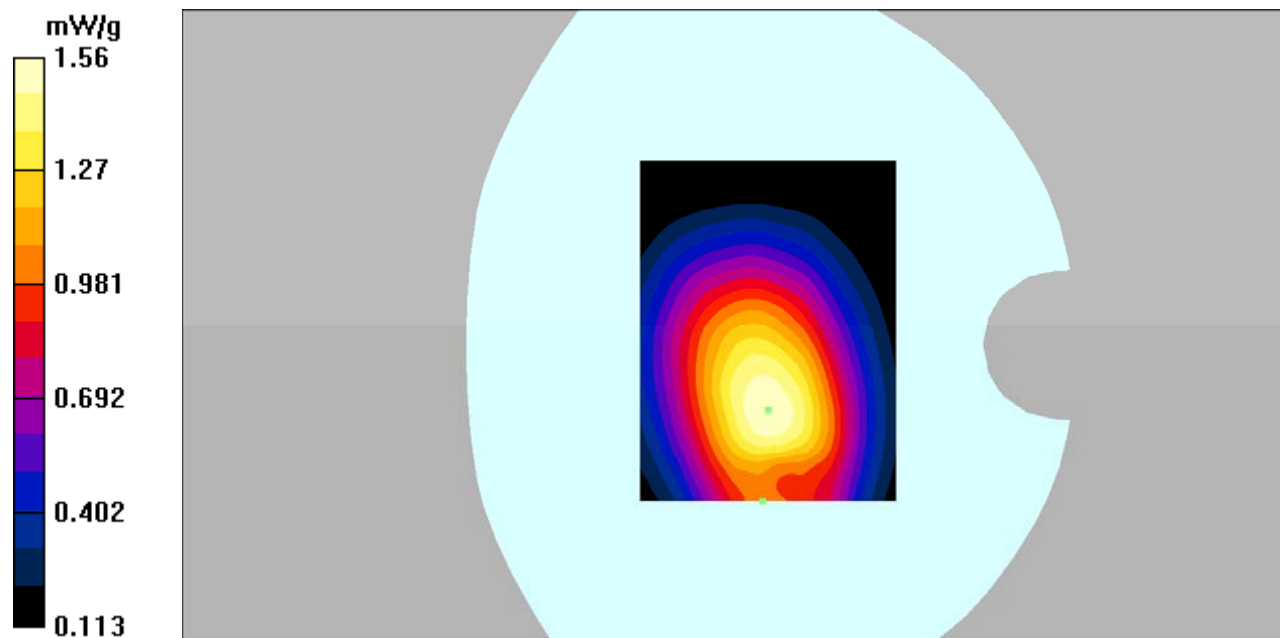
Hotspot Back/GPRS 850 High/Zoom Scan (7x7x7)/Cube 0: Measurement grid: dx=5mm, dy=5mm, dz=5mm

Reference Value = 36.6 V/m; Power Drift = 0.00 dB

Peak SAR (extrapolated) = 1.88 W/kg

SAR(1 g) = 1.17 mW/g; SAR(10 g) = 1.08 mW/g

Maximum value of SAR (measured) = 1.56 mW/g



DUT: 3G Smart Phone; Type: N406A;

Communication System: GPRS bands-2slots; Frequency: 836.6 MHz;Duty Cycle: 1:4
Medium parameters used: $f = 836.6$ MHz; $\sigma = 0.98$ mho/m; $\epsilon_r = 54.58$; $\rho = 1000$ kg/m³
Phantom section: Flat Section

DASY4 Configuration:

- Probe: EX3DV4 – SN7382; ConvF(10.54, 10.54, 10.54); Calibrated: 26/10/2016
- Sensor-Surface: 4mm (Mechanical Surface Detection)
- Electronics: DAE – SN772; Calibrated: 25/10/2016
- Phantom: TWIN SAM; Type: Twin SAM V5.0; Serial: 1909
- Measurement SW: DASY4, V4.5 Build 19; Postprocessing SW: SEMCAD, V1.8 Build 145

Hotspot Left/GPRS 850 Mid/Area Scan (61x101x1): Measurement grid: dx=10mm, dy=10mm
Maximum value of SAR (interpolated) = 0.860 mW/g


Hotspot Left/GPRS 850 Mid/Zoom Scan (7x7x7)/Cube 0: Measurement grid: dx=5mm, dy=5mm, dz=5mm

Reference Value = 29.4 V/m; Power Drift = -0.01 dB

Peak SAR (extrapolated) = 1.11 W/kg

SAR(1 g) = 0.786 mW/g; SAR(10 g) = 0.557 mW/g

Maximum value of SAR (measured) = 0.860 mW/g



DUT: 3G Smart Phone; Type: N406A;

Communication System: GPRS bands-2slots; Frequency: 824.2 MHz;Duty Cycle: 1:4
Medium parameters used: $f = 824.2$ MHz; $\sigma = 0.99$ mho/m; $\epsilon_r = 54.34$; $\rho = 1000$ kg/m³
Phantom section: Flat Section

DASY4 Configuration:

- Probe: EX3DV4 – SN7382; ConvF(10.54, 10.54, 10.54); Calibrated: 26/10/2016
- Sensor-Surface: 4mm (Mechanical Surface Detection)
- Electronics: DAE – SN772; Calibrated: 25/10/2016
- Phantom: TWIN SAM; Type: Twin SAM V5.0; Serial: 1909
- Measurement SW: DASY4, V4.5 Build 19; Postprocessing SW: SEMCAD, V1.8 Build 145

Hotspot Right/GPRS 850 Low/Area Scan (61x101x1): Measurement grid: dx=10mm, dy=10mm
Maximum value of SAR (interpolated) = 0.924 mW/g


Hotspot Right/GPRS 850 Low/Zoom Scan (7x7x7)/Cube 0: Measurement grid: dx=5mm, dy=5mm, dz=5mm

Reference Value = 31.2 V/m; Power Drift = -0.078 dB

Peak SAR (extrapolated) = 1.18 W/kg

SAR(1 g) = 0.869 mW/g; SAR(10 g) = 0.613 mW/g

Maximum value of SAR (measured) = 0.930 mW/g



DUT: 3G Smart Phone; Type: N406A;

Communication System: GPRS bands-2slots; Frequency: 836.6 MHz;Duty Cycle: 1:4
Medium parameters used: $f = 836.6$ MHz; $\sigma = 0.98$ mho/m; $\epsilon_r = 54.58$; $\rho = 1000$ kg/m³
Phantom section: Flat Section

DASY4 Configuration:

- Probe: EX3DV4 – SN7382; ConvF(10.54, 10.54, 10.54); Calibrated: 26/10/2016
- Sensor-Surface: 4mm (Mechanical Surface Detection)
- Electronics: DAE – SN772; Calibrated: 25/10/2016
- Phantom: TWIN SAM; Type: Twin SAM V5.0; Serial: 1909
- Measurement SW: DASY4, V4.5 Build 19; Postprocessing SW: SEMCAD, V1.8 Build 145

Hotspot Right/GPRS 850 Mid/Area Scan (61x101x1): Measurement grid: dx=10mm, dy=10mm
Maximum value of SAR (interpolated) = 0.989 mW/g


Hotspot Right/GPRS 850 Mid/Zoom Scan (7x7x7)/Cube 0: Measurement grid: dx=5mm, dy=5mm, dz=5mm

Reference Value = 32.2 V/m; Power Drift = -0.081 dB

Peak SAR (extrapolated) = 1.26 W/kg

SAR(1 g) = 0.918 mW/g; SAR(10 g) = 0.642 mW/g

Maximum value of SAR (measured) = 0.980 mW/g



DUT: 3G Smart Phone; Type: N406A;

Communication System: GPRS bands-2slots; Frequency: 848.8 MHz;Duty Cycle: 1:4
Medium parameters used: $f = 848.8$ MHz; $\sigma = 0.97$ mho/m; $\epsilon_r = 54.75$; $\rho = 1000$ kg/m³
Phantom section: Flat Section

DASY4 Configuration:

- Probe: EX3DV4 – SN7382; ConvF(10.54, 10.54, 10.54); Calibrated: 26/10/2016
- Sensor-Surface: 4mm (Mechanical Surface Detection)
- Electronics: DAE – SN772; Calibrated: 25/10/2016
- Phantom: TWIN SAM; Type: Twin SAM V5.0; Serial: 1909
- Measurement SW: DASY4, V4.5 Build 19; Postprocessing SW: SEMCAD, V1.8 Build 145

Hotspot Right/GPRS 850 High/Area Scan (61x101x1): Measurement grid: dx=10mm,
dy=10mm
Maximum value of SAR (interpolated) = 0.902 mW/g

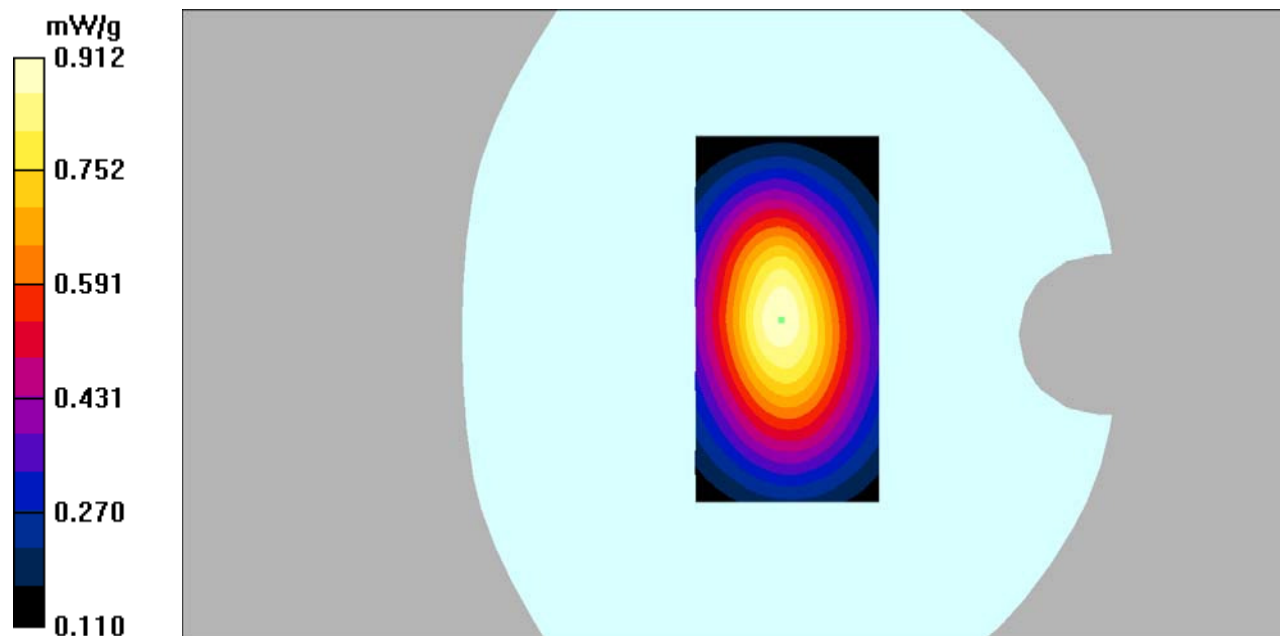
Hotspot Right/GPRS 850 High/Zoom Scan (7x7x7)/Cube 0: Measurement grid: dx=5mm,
dy=5mm, dz=5mm

Reference Value = 30.3 V/m; Power Drift = 0.00 dB

Peak SAR (extrapolated) = 1.18 W/kg

SAR(1 g) = 0.847 mW/g; SAR(10 g) = 0.593 mW/g

Maximum value of SAR (measured) = 0.912 mW/g



DUT: 3G Smart Phone; Type: N406A;

Communication System: GPRS bands-2slots; Frequency: 836.6 MHz;Duty Cycle: 1:4
Medium parameters used: $f = 836.6$ MHz; $\sigma = 0.98$ mho/m; $\epsilon_r = 54.58$; $\rho = 1000$ kg/m³
Phantom section: Flat Section

DASY4 Configuration:

- Probe: EX3DV4 – SN7382; ConvF(10.54, 10.54, 10.54); Calibrated: 26/10/2016
- Sensor-Surface: 4mm (Mechanical Surface Detection)
- Electronics: DAE – SN772; Calibrated: 25/10/2016
- Phantom: TWIN SAM; Type: Twin SAM V5.0; Serial: 1909
- Measurement SW: DASY4, V4.5 Build 19; Postprocessing SW: SEMCAD, V1.8 Build 145

Hotspot Bottom/GPRS 850 Mid/Area Scan (61x101x1): Measurement grid: dx=10mm, dy=10mm

Maximum value of SAR (interpolated) = 0.293 mW/g

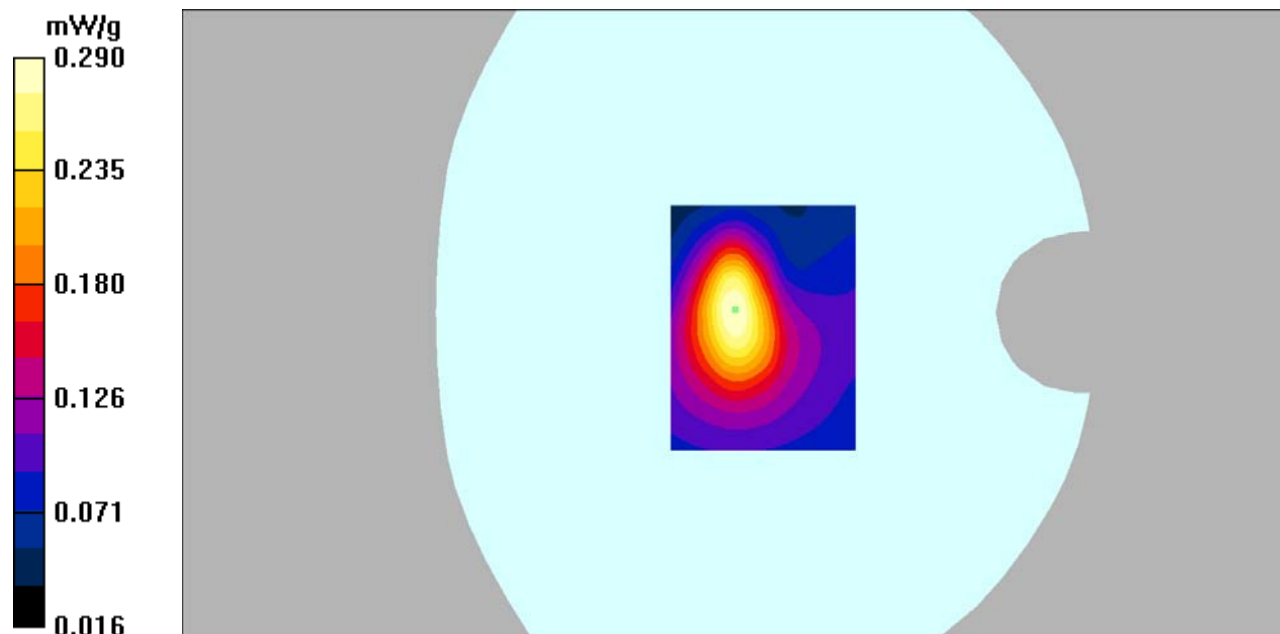
Hotspot Bottom/GPRS 850 Mid/Zoom Scan (7x7x7)/Cube 0: Measurement grid: dx=5mm, dy=5mm, dz=5mm

Reference Value = 15.1 V/m; Power Drift = 0.106 dB

Peak SAR (extrapolated) = 0.469 W/kg

SAR(1 g) = 0.265 mW/g; SAR(10 g) = 0.155 mW/g

Maximum value of SAR (measured) = 0.290 mW/g



DUT: 3G Smart Phone; Type: N406A;

Communication System: GSM bands; Frequency: 1880.0 MHz; Duty Cycle: 1:8
Medium parameters used: $f = 1880.0$ MHz; $\sigma = 1.40$ mho/m; $\epsilon_r = 39.71$; $\rho = 1000$ kg/m³
Phantom section: Left Section

DASY4 Configuration:

- Probe: EX3DV4 – SN7382; ConvF(8.71, 8.71, 8.71); Calibrated: 26/10/2016
- Sensor-Surface: 4mm (Mechanical Surface Detection)
- Electronics: DAE – SN772; Calibrated: 25/10/2016
- Phantom: TWIN SAM; Type: Twin SAM V5.0; Serial: 1909
- Measurement SW: DASY4, V4.5 Build 19; Postprocessing SW: SEMCAD, V1.8 Build 145

Left head cheek/GSM 1900 Mid/Area Scan (91x121x1): Measurement grid: dx=10mm, dy=10mm

Maximum value of SAR (interpolated) = 0.422 mW/g

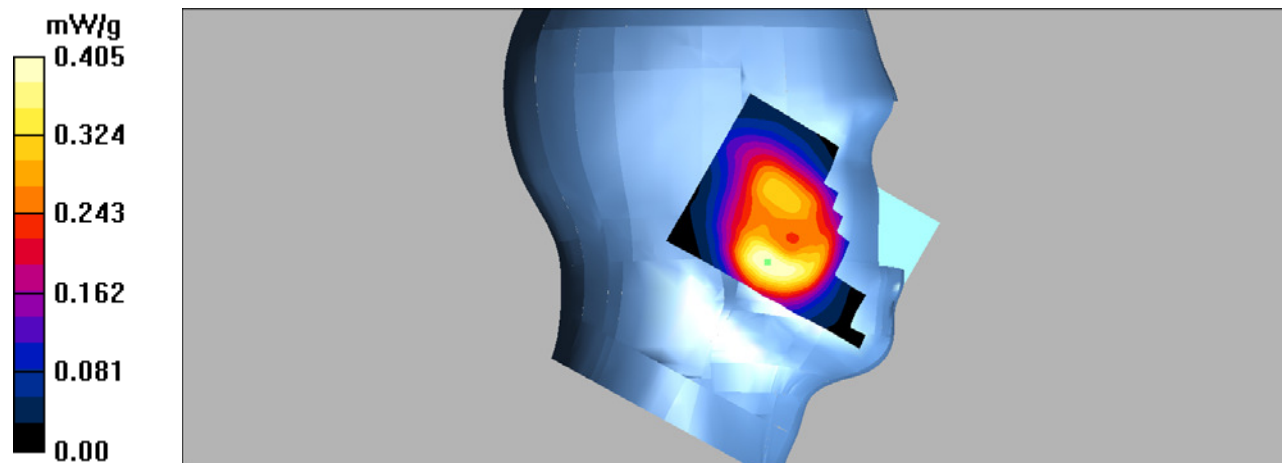
Left head cheek/GSM 1900 Mid/Zoom Scan (7x7x7)/Cube 0: Measurement grid: dx=5mm, dy=5mm, dz=5mm

Reference Value = 5.54 V/m; Power Drift = 0.027 dB

Peak SAR (extrapolated) = 0.708 W/kg

SAR(1 g) = 0.395 mW/g; SAR(10 g) = 0.220 mW/g

Maximum value of SAR (measured) = 0.405mW/g



DUT: 3G Smart Phone; Type: N406A;

Communication System: GSM bands; Frequency: 1880.0 MHz; Duty Cycle: 1:8
Medium parameters used: $f = 1880.0$ MHz; $\sigma = 1.40$ mho/m; $\epsilon_r = 39.71$; $\rho = 1000$ kg/m³
Phantom section: Left Section

DASY4 Configuration:

- Probe: EX3DV4 – SN7382; ConvF(8.71, 8.71, 8.71); Calibrated: 26/10/2016
- Sensor-Surface: 4mm (Mechanical Surface Detection)
- Electronics: DAE – SN772; Calibrated: 25/10/2016
- Phantom: TWIN SAM; Type: Twin SAM V5.0; Serial: 1909
- Measurement SW: DASY4, V4.5 Build 19; Postprocessing SW: SEMCAD, V1.8 Build 145

Left head tilt/GSM 1900 Mid/Area Scan (91x121x1): Measurement grid: dx=10mm, dy=10mm

Maximum value of SAR (interpolated) = 0.152 mW/g

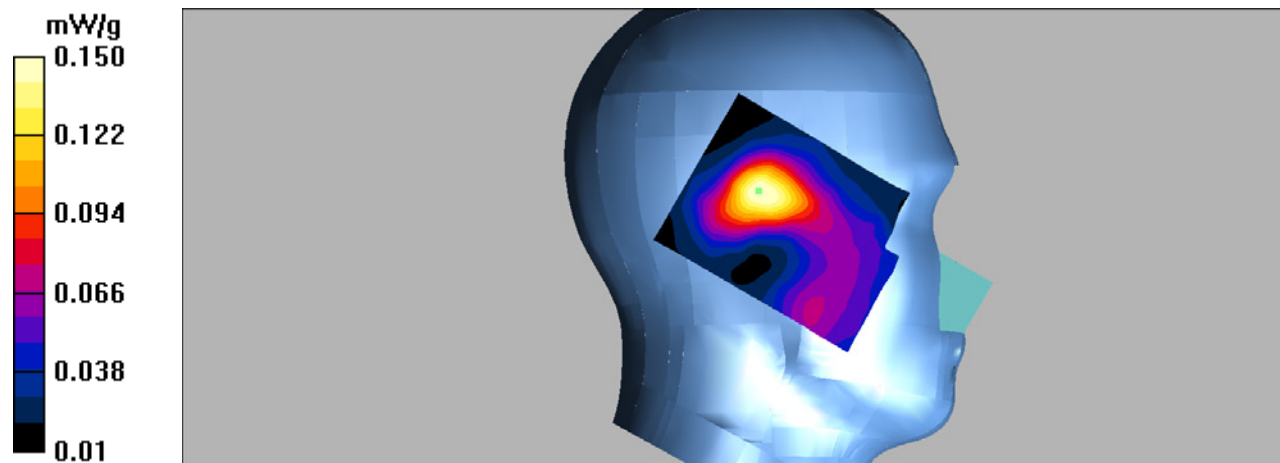
Left head tilt/GSM 1900 Mid/Zoom Scan (7x7x7)/Cube 0: Measurement grid: dx=5mm, dy=5mm, dz=5mm

Reference Value = 8.91 V/m; Power Drift = -0.090 dB

Peak SAR (extrapolated) = 0.218 W/kg

SAR(1 g) = 0.137 mW/g; SAR(10 g) = 0.086 mW/g

Maximum value of SAR (measured) = 0.150 mW/g



DUT: 3G Smart Phone; Type: N406A;

Communication System: GSM bands; Frequency: 1880.0 MHz; Duty Cycle: 1:8
Medium parameters used: $f = 1880.0$ MHz; $\sigma = 1.40$ mho/m; $\epsilon_r = 39.71$; $\rho = 1000$ kg/m³
Phantom section: Right Section

DASY4 Configuration:

- Probe: EX3DV4 – SN7382; ConvF(8.71, 8.71, 8.71); Calibrated: 26/10/2016
- Sensor-Surface: 4mm (Mechanical Surface Detection)
- Electronics: DAE – SN772; Calibrated: 25/10/2016
- Phantom: TWIN SAM; Type: Twin SAM V5.0; Serial: 1909
- Measurement SW: DASY4, V4.5 Build 19; Postprocessing SW: SEMCAD, V1.8 Build 145

Right head cheek/GSM 1900 Mid/Area Scan (91x101x1): Measurement grid: dx=10mm, dy=10mm

Maximum value of SAR (interpolated) = 0.435 mW/g

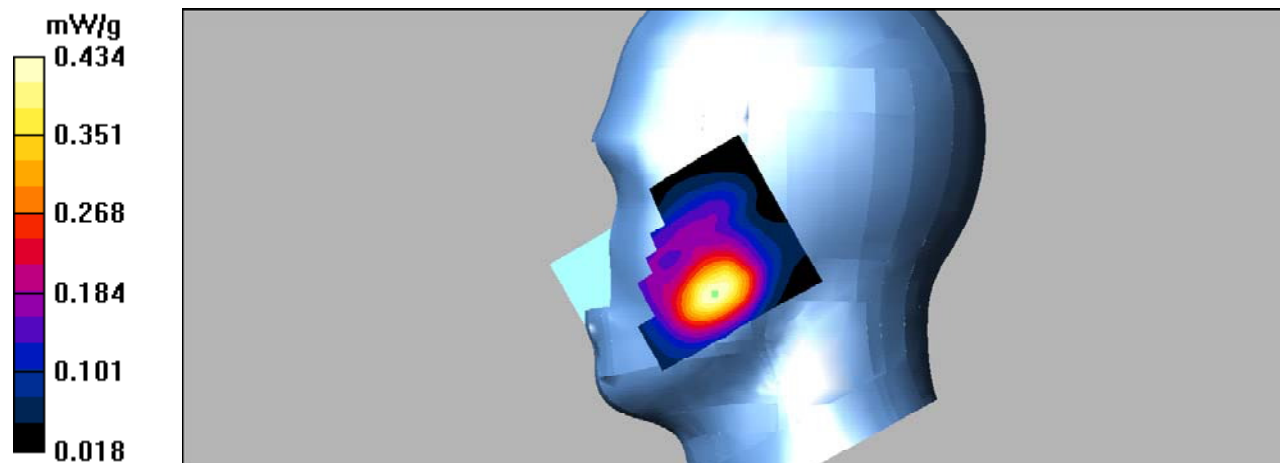
Right head cheek/GSM 1900 Mid/Zoom Scan (7x7x7)/Cube 0: Measurement grid: dx=5mm, dy=5mm, dz=5mm

Reference Value = 6.43 V/m; Power Drift = 0.023 dB

Peak SAR (extrapolated) = 0.596 W/kg

SAR(1 g) = 0.397 mW/g; SAR(10 g) = 0.241 mW/g

Maximum value of SAR (measured) = 0.434 mW/g



DUT: 3G Smart Phone; Type: N406A;

Communication System: GSM bands; Frequency: 1880.0 MHz; Duty Cycle: 1:8
Medium parameters used: $f = 1880.0$ MHz; $\sigma = 1.40$ mho/m; $\epsilon_r = 39.71$; $\rho = 1000$ kg/m³
Phantom section: Right Section

DASY4 Configuration:

- Probe: EX3DV4 – SN7382; ConvF(8.71, 8.71, 8.71); Calibrated: 26/10/2016
- Sensor-Surface: 4mm (Mechanical Surface Detection)
- Electronics: DAE – SN772; Calibrated: 25/10/2016
- Phantom: TWIN SAM; Type: Twin SAM V5.0; Serial: 1909
- Measurement SW: DASY4, V4.5 Build 19; Postprocessing SW: SEMCAD, V1.8 Build 145

Right head tilt/GSM 1900 Mid/Area Scan (91x101x1): Measurement grid: dx=10mm, dy=10mm

Maximum value of SAR (interpolated) = 0.136 mW/g

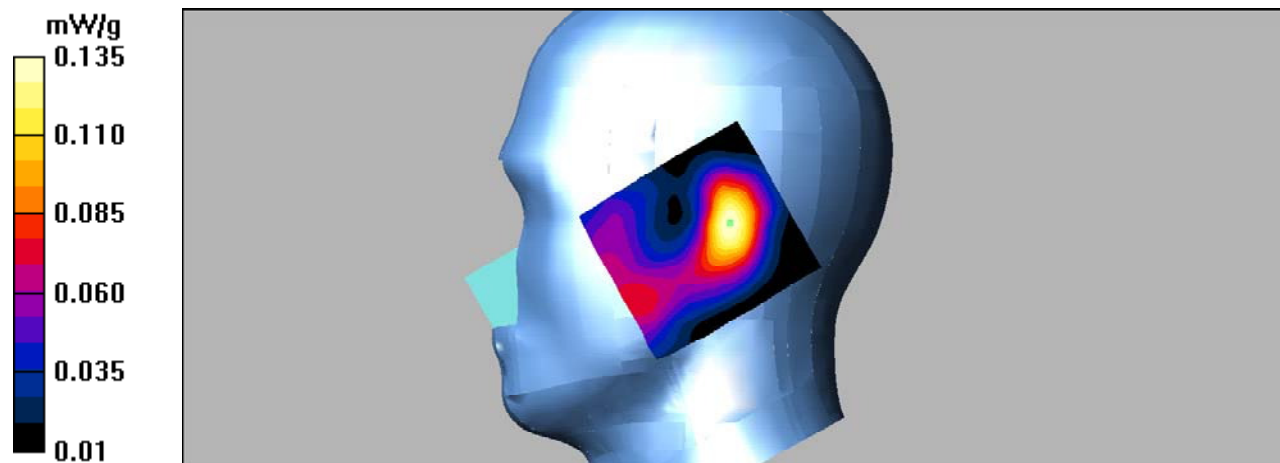
Right head tilt/GSM 1900 Mid/Zoom Scan (7x7x7)/Cube 0: Measurement grid: dx=5mm, dy=5mm, dz=5mm

Reference Value = 8.91 V/m; Power Drift = -0.051 dB

Peak SAR (extrapolated) = 0.197 W/kg

SAR(1 g) = 0.125 mW/g; SAR(10 g) = 0.077 mW/g

Maximum value of SAR (measured) = 0.135 mW/g



DUT: 3G Smart Phone; Type: N406A;

Communication System: GSM bands; Frequency: 1880 MHz; Duty Cycle: 1:8
Medium parameters used: $f = 1880$ MHz; $\sigma = 1.51$ mho/m; $\epsilon_r = 52.95$; $\rho = 1000$ kg/m³
Phantom section: Flat Section

DASY4 Configuration:

- Probe: EX3DV4 – SN7382; ConvF(8.31, 8.31, 8.31); Calibrated: 26/10/2016
- Sensor-Surface: 4mm (Mechanical Surface Detection)
- Electronics: DAE – SN772; Calibrated: 25/10/2016
- Phantom: TWIN SAM; Type: Twin SAM V5.0; Serial: 1909
- Measurement SW: DASY4, V4.5 Build 19; Postprocessing SW: SEMCAD, V1.8 Build 145

Body-Worn/GSM 1900 Mid/Area Scan (91x121x1): Measurement grid: dx=10mm, dy=10mm
Maximum value of SAR (interpolated) = 0.254 mW/g

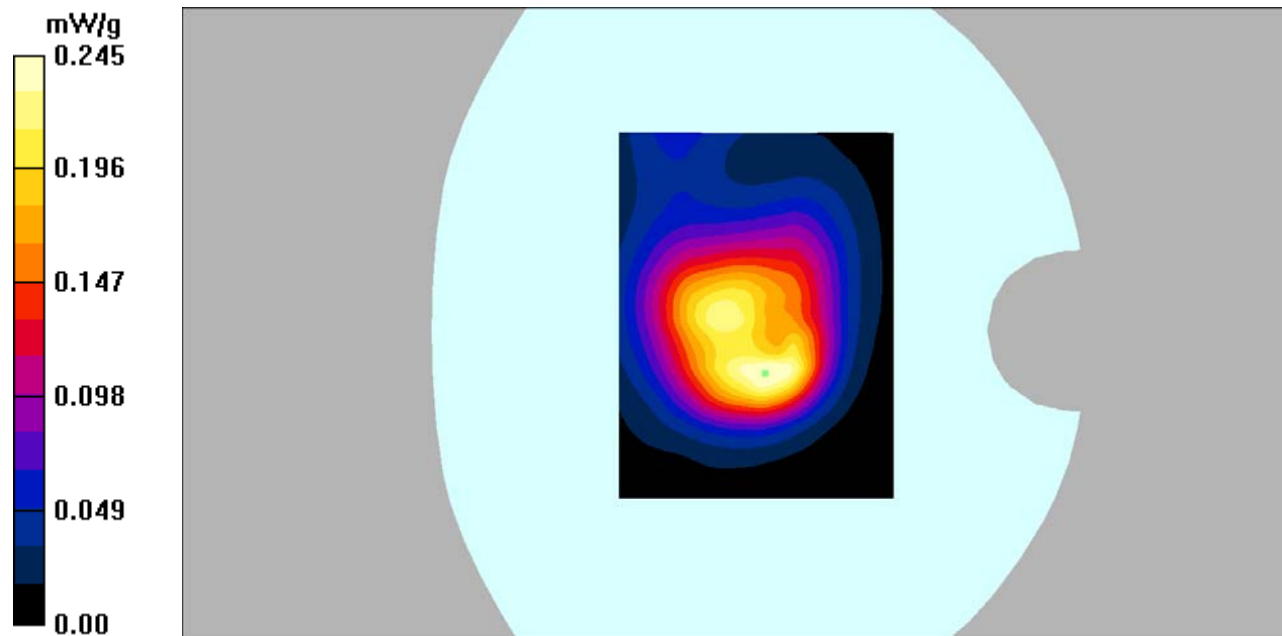
Body-Worn/GSM 1900 Mid/Zoom Scan (7x7x7)/Cube 0: Measurement grid: dx=5mm, dy=5mm, dz=5mm

Reference Value = 14.0 V/m; Power Drift = -0.00 dB

Peak SAR (extrapolated) = 0.469 W/kg

SAR(1 g) = 0.222 mW/g; SAR(10 g) = 0.119 mW/g

Maximum value of SAR (measured) = 0.245 mW/g



DUT: 3G Smart Phone; Type: N406A;

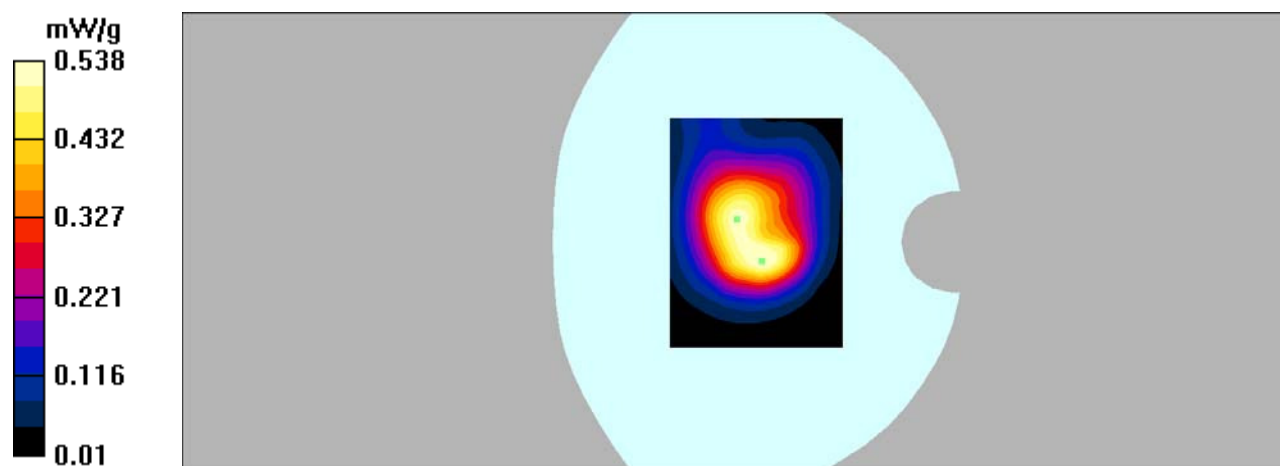
Communication System: GPRS bands-4slots; Frequency: 1880 MHz;Duty Cycle: 1:2
Medium parameters used: $f = 1880$ MHz; $\sigma = 1.51$ mho/m; $\epsilon_r = 52.95$; $\rho = 1000$ kg/m³
Phantom section: Flat Section

DASY4 Configuration:

- Probe: EX3DV4 – SN7382; ConvF(8.31, 8.31, 8.31); Calibrated: 26/10/2016
- Sensor-Surface: 4mm (Mechanical Surface Detection)
- Electronics: DAE – SN772; Calibrated: 25/10/2016
- Phantom: TWIN SAM; Type: Twin SAM V5.0; Serial: 1909
- Measurement SW: DASY4, V4.5 Build 19; Postprocessing SW: SEMCAD, V1.8 Build 145

Hotspot Back/GPRS 1900 Mid/Area Scan (91x121x1): Measurement grid: dx=10mm,
dy=10mm
Maximum value of SAR (interpolated) = 0.537 mW/g

Hotspot Back/GPRS 1900 Mid/Zoom Scan (7x7x7)/Cube 0: Measurement grid: dx=5mm,
dy=5mm, dz=5mm
Reference Value = 18.2 V/m; Power Drift = 0.033 dB
Peak SAR (extrapolated) = 0.842 W/kg
SAR(1 g) = 0.498 mW/g; SAR(10 g) = 0.300 mW/g
Maximum value of SAR (measured) = 0.538 mW/g



DUT: 3G Smart Phone; Type: N406A;

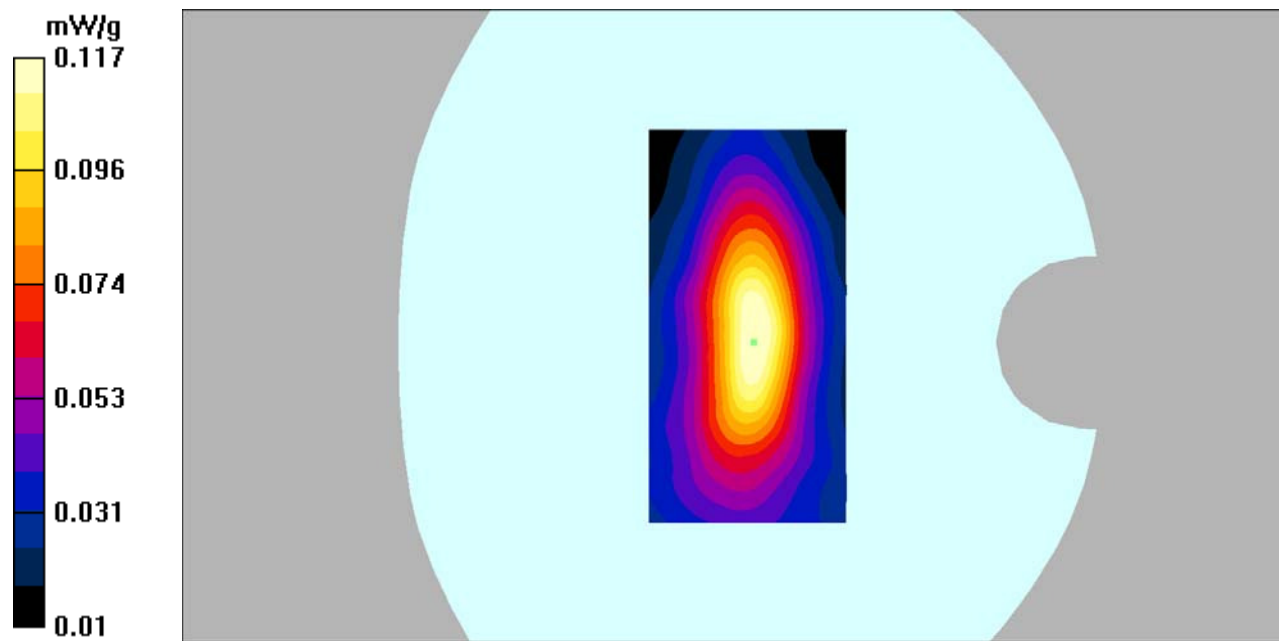
Communication System: GPRS bands-4slots; Frequency: 1880 MHz; Duty Cycle: 1:2
Medium parameters used: $f = 1880$ MHz; $\sigma = 1.51$ mho/m; $\epsilon_r = 52.95$; $\rho = 1000$ kg/m³
Phantom section: Flat Section

DASY4 Configuration:

- Probe: EX3DV4 – SN7382; ConvF(8.31, 8.31, 8.31); Calibrated: 26/10/2016
- Sensor-Surface: 4mm (Mechanical Surface Detection)
- Electronics: DAE – SN772; Calibrated: 25/10/2016
- Phantom: TWIN SAM; Type: Twin SAM V5.0; Serial: 1909
- Measurement SW: DASY4, V4.5 Build 19; Postprocessing SW: SEMCAD, V1.8 Build 145

Hotspot Left/GPRS 1900 Mid /Area Scan (91x121x1): Measurement grid: dx=10mm, dy=10mm
Maximum value of SAR (interpolated) = 0.118 mW/g

Hotspot Left/GPRS 1900 Mid /Zoom Scan (7x7x7)/Cube 0: Measurement grid: dx=5mm, dy=5mm, dz=5mm
Reference Value = 8.86 V/m; Power Drift = -0.027 dB
Peak SAR (extrapolated) = 0.190 W/kg
SAR(1 g) = 0.107 mW/g; SAR(10 g) = 0.061 mW/g
Maximum value of SAR (measured) = 0.117 mW/g



DUT: 3G Smart Phone; Type: N406A;

Communication System: GPRS bands-4slots; Frequency: 1880 MHz; Duty Cycle: 1:2
Medium parameters used: $f = 1880$ MHz; $\sigma = 1.51$ mho/m; $\epsilon_r = 52.95$; $\rho = 1000$ kg/m³
Phantom section: Flat Section

DASY4 Configuration:

- Probe: EX3DV4 – SN7382; ConvF(8.31, 8.31, 8.31); Calibrated: 26/10/2016
- Sensor-Surface: 4mm (Mechanical Surface Detection)
- Electronics: DAE – SN772; Calibrated: 25/10/2016
- Phantom: TWIN SAM; Type: Twin SAM V5.0; Serial: 1909
- Measurement SW: DASY4, V4.5 Build 19; Postprocessing SW: SEMCAD, V1.8 Build 145

Hotspot Right/GPRS 1900 Mid/Area Scan (91x101x1): Measurement grid: dx=10mm, dy=10mm

Maximum value of SAR (interpolated) = 0.095 mW/g

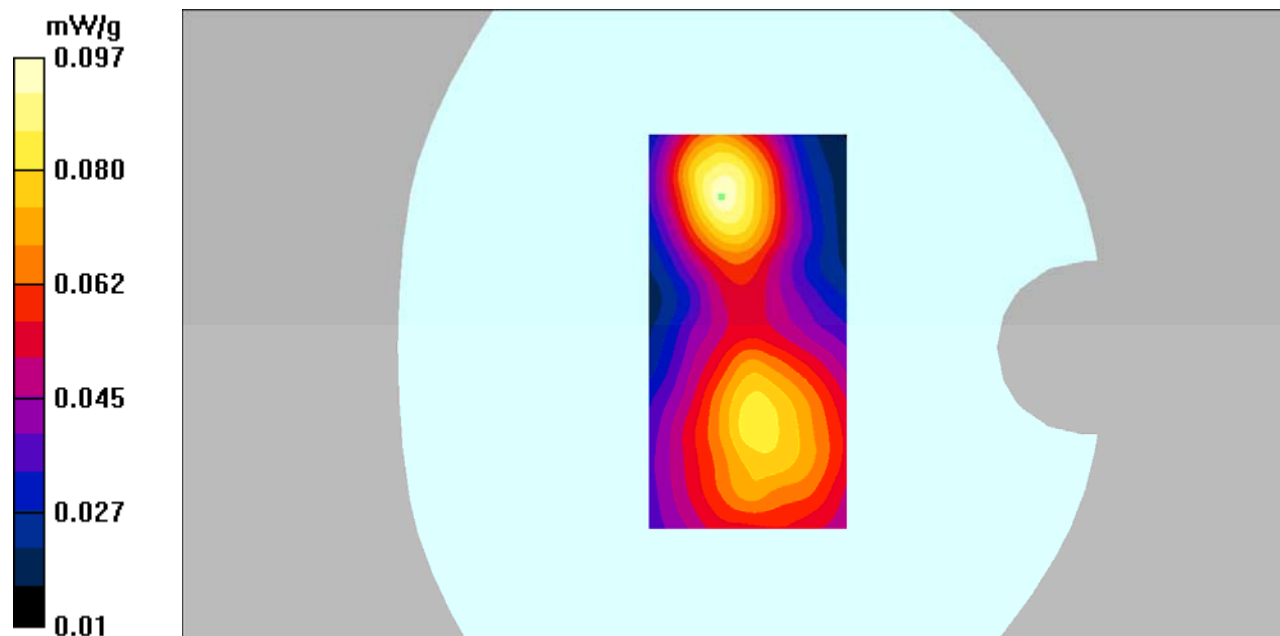
Hotspot Right/GPRS 1900 Mid/Zoom Scan (7x7x7)/Cube 0: Measurement grid: dx=5mm, dy=5mm, dz=5mm

Reference Value = 6.44 V/m; Power Drift = -0.00 dB

Peak SAR (extrapolated) = 0.149 W/kg

SAR(1 g) = 0.088 mW/g; SAR(10 g) = 0.052 mW/g

Maximum value of SAR (measured) = 0.097 mW/g



DUT: 3G Smart Phone; Type: N406A;

Communication System: GPRS bands-4slots; Frequency: 1880.0 MHz; Duty Cycle: 1:2
Medium parameters used: $f = 1880$ MHz; $\sigma = 1.51$ mho/m; $\epsilon_r = 52.95$; $\rho = 1000$ kg/m³
Phantom section: Flat Section

DASY4 Configuration:

- Probe: EX3DV4 – SN7382; ConvF(8.31, 8.31, 8.31); Calibrated: 26/10/2016
- Sensor-Surface: 4mm (Mechanical Surface Detection)
- Electronics: DAE – SN772; Calibrated: 25/10/2016
- Phantom: TWIN SAM; Type: Twin SAM V5.0; Serial: 1909
- Measurement SW: DASY4, V4.5 Build 19; Postprocessing SW: SEMCAD, V1.8 Build 145

Hotspot Bottom/GPRS 1900 Mid/Area Scan (61x81x1): Measurement grid: dx=10mm, dy=10mm

Maximum value of SAR (interpolated) = 0.441 mW/g

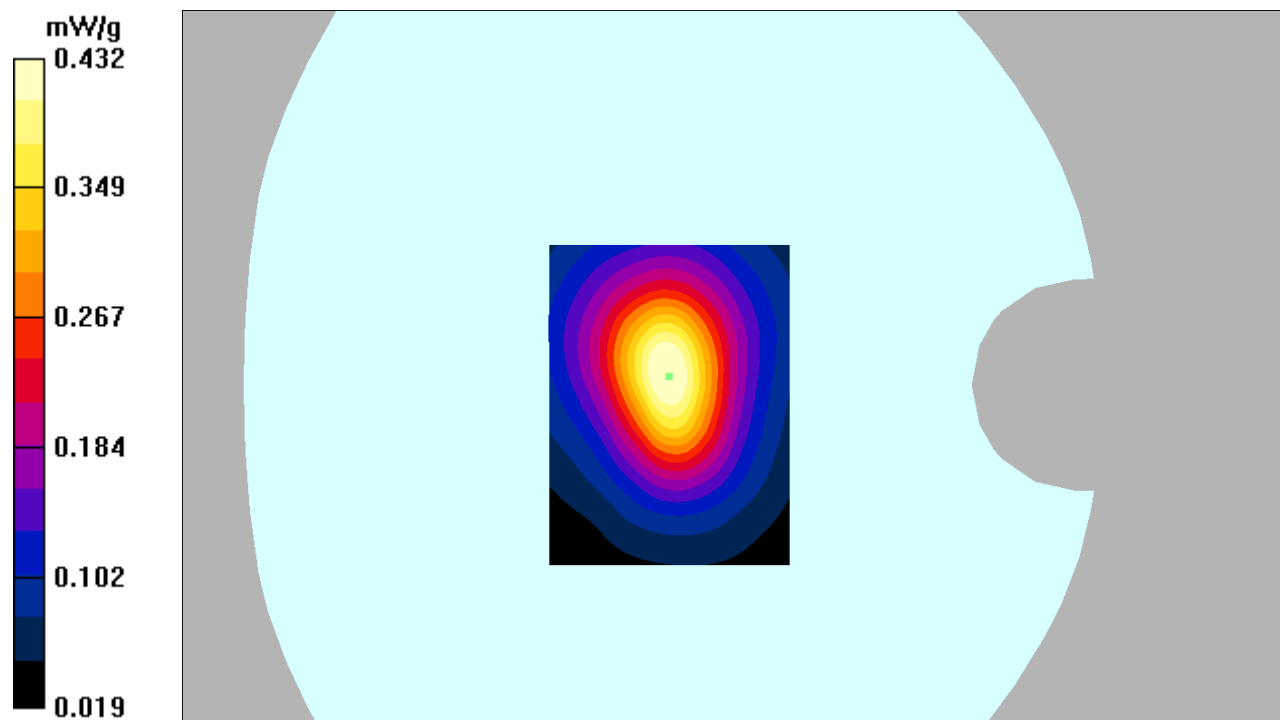
Hotspot Bottom/GPRS 1900 Mid/Zoom Scan (7x7x7)/Cube 0: Measurement grid: dx=5mm, dy=5mm, dz=5mm

Reference Value = 17.2 V/m; Power Drift = -0.073 dB

Peak SAR (extrapolated) = 0.705 W/kg

SAR(1 g) = 0.394 mW/g; SAR(10 g) = 0.216 mW/g

Maximum value of SAR (measured) = 0.432 mW/g



DUT: 3G Smart Phone; Type: N406A;

Communication System: 3G Bands; Frequency: 836.6 MHz; Duty Cycle: 1:1

Medium parameters used: $f = 836.6$ MHz; $\sigma = 0.90$ mho/m; $\epsilon_r = 41.18$; $\rho = 1000$ kg/m³

Phantom section: Left Section

DASY4 Configuration:

- Probe: EX3DV4 – SN7382; ConvF(10.50, 10.50, 10.50); Calibrated: 26/10/2016
- Sensor-Surface: 4mm (Mechanical Surface Detection)
- Electronics: DAE – SN772; Calibrated: 25/10/2016
- Phantom: TWIN SAM; Type: Twin SAM V5.0; Serial: 1909
- Measurement SW: DASY4, V4.5 Build 19; Postprocessing SW: SEMCAD, V1.8 Build 145

Left head cheek/WCDMA835/Mid/Area Scan (91x121x1): Measurement grid: dx=15mm, dy=15mm

Maximum value of SAR (interpolated) = 0.518 mW/g

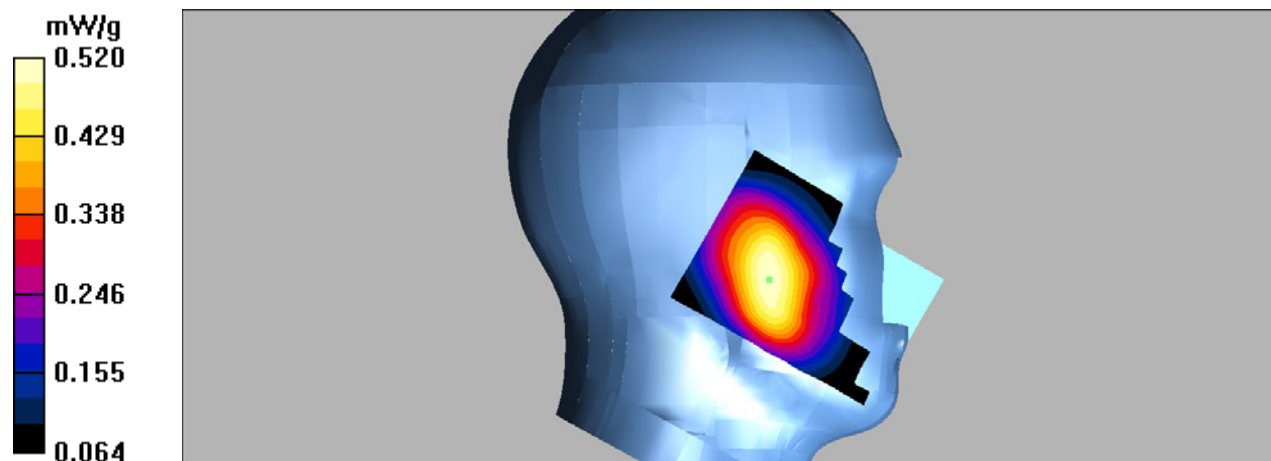
Left head cheek/WCDMA835/Mid/Zoom Scan (7x7x7)/Cube 0: Measurement grid: dx=5mm, dy=5mm, dz=5mm

Reference Value = 10.1 V/m; Power Drift = -0.030 dB

Peak SAR (extrapolated) = 0.647 W/kg

SAR(1 g) = 0.492 mW/g; SAR(10 g) = 0.366 mW/g

Maximum value of SAR (measured) = 0.520 mW/g



DUT: 3G Smart Phone; Type: N406A;

Communication System: 3G Bands; Frequency: 836.6 MHz; Duty Cycle: 1:1

Medium parameters used: $f = 836.6$ MHz; $\sigma = 0.90$ mho/m; $\epsilon_r = 41.18$; $\rho = 1000$ kg/m³

Phantom section: Left Section

DASY4 Configuration:

- Probe: EX3DV4 – SN7382; ConvF(10.50, 10.50, 10.50); Calibrated: 26/10/2016
- Sensor-Surface: 4mm (Mechanical Surface Detection)
- Electronics: DAE – SN772; Calibrated: 25/10/2016
- Phantom: TWIN SAM; Type: Twin SAM V5.0; Serial: 1909
- Measurement SW: DASY4, V4.5 Build 19; Postprocessing SW: SEMCAD, V1.8 Build 145

Left head tilt/WCDMA835/Mid/Area Scan (91x121x1): Measurement grid: dx=15mm, dy=15mm

Maximum value of SAR (interpolated) = 0.403 mW/g

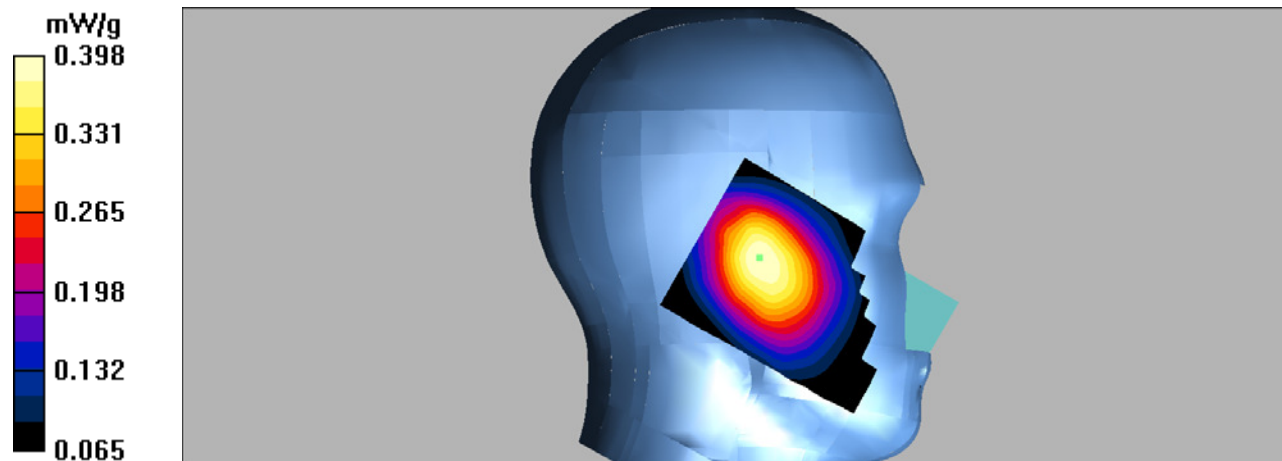
Left head tilt/WCDMA835/Mid/Zoom Scan (7x7x7)/Cube 0: Measurement grid: dx=5mm, dy=5mm, dz=5mm

Reference Value = 13.7 V/m; Power Drift = 0.082 dB

Peak SAR (extrapolated) = 0.454 W/kg

SAR(1 g) = 0.379 mW/g; SAR(10 g) = 0.293 mW/g

Maximum value of SAR (measured) = 0.398 mW/g



DUT: 3G Smart Phone; Type: N406A;

Communication System: 3G Bands; Frequency: 836.6 MHz; Duty Cycle: 1:1

Medium parameters used: $f = 836.6$ MHz; $\sigma = 0.90$ mho/m; $\epsilon_r = 41.18$; $\rho = 1000$ kg/m³

Phantom section: Right Section

DASY4 Configuration:

- Probe: EX3DV4 – SN7382; ConvF(10.50, 10.50, 10.50); Calibrated: 26/10/2016
- Sensor-Surface: 4mm (Mechanical Surface Detection)
- Electronics: DAE – SN772; Calibrated: 25/10/2016
- Phantom: TWIN SAM; Type: Twin SAM V5.0; Serial: 1909
- Measurement SW: DASY4, V4.5 Build 19; Postprocessing SW: SEMCAD, V1.8 Build 145

right head cheek/WCDMA835/Mid/Area Scan (91x121x1): Measurement grid: dx=15mm, dy=15mm

Maximum value of SAR (interpolated) = 0.579 mW/g

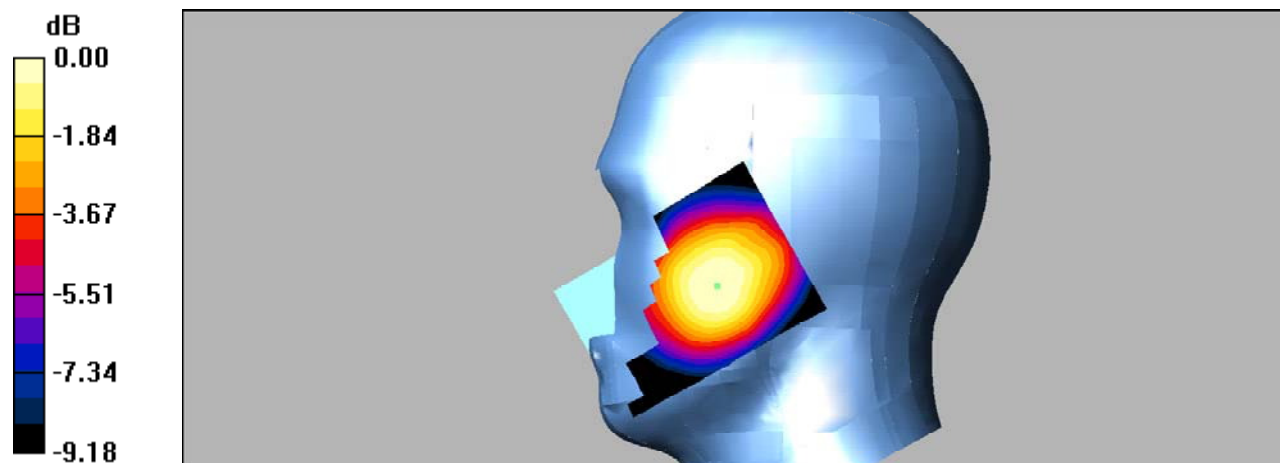
right head cheek/WCDMA835/Mid/Zoom Scan (7x7x7)/Cube 0: Measurement grid: dx=5mm, dy=5mm, dz=5mm

Reference Value = 7.89 V/m; Power Drift = 0.009 dB

Peak SAR (extrapolated) = 0.608 W/kg

SAR(1 g) = 0.512 mW/g; SAR(10 g) = 0.391 mW/g

Maximum value of SAR (measured) = 0.536 mW/g



0 dB = 0.536mW/g

DUT: 3G Smart Phone; Type: N406A;

Communication System: 3G Bands; Frequency: 836.6 MHz; Duty Cycle: 1:1

Medium parameters used: $f = 836.6$ MHz; $\sigma = 0.90$ mho/m; $\epsilon_r = 41.18$; $\rho = 1000$ kg/m³

Phantom section: Right Section

DASY4 Configuration:

- Probe: EX3DV4 – SN7382; ConvF(10.50, 10.50, 10.50); Calibrated: 26/10/2016
- Sensor-Surface: 4mm (Mechanical Surface Detection)
- Electronics: DAE – SN772; Calibrated: 25/10/2016
- Phantom: TWIN SAM; Type: Twin SAM V5.0; Serial: 1909
- Measurement SW: DASY4, V4.5 Build 19; Postprocessing SW: SEMCAD, V1.8 Build 145

right head tilt/WCDMA835/Mid/Area Scan (91x121x1): Measurement grid: dx=15mm, dy=15mm

Maximum value of SAR (interpolated) = 0.415 mW/g

right head tilt/WCDMA835/Mid/Zoom Scan (7x7x7)/Cube 0: Measurement grid: dx=5mm, dy=5mm,

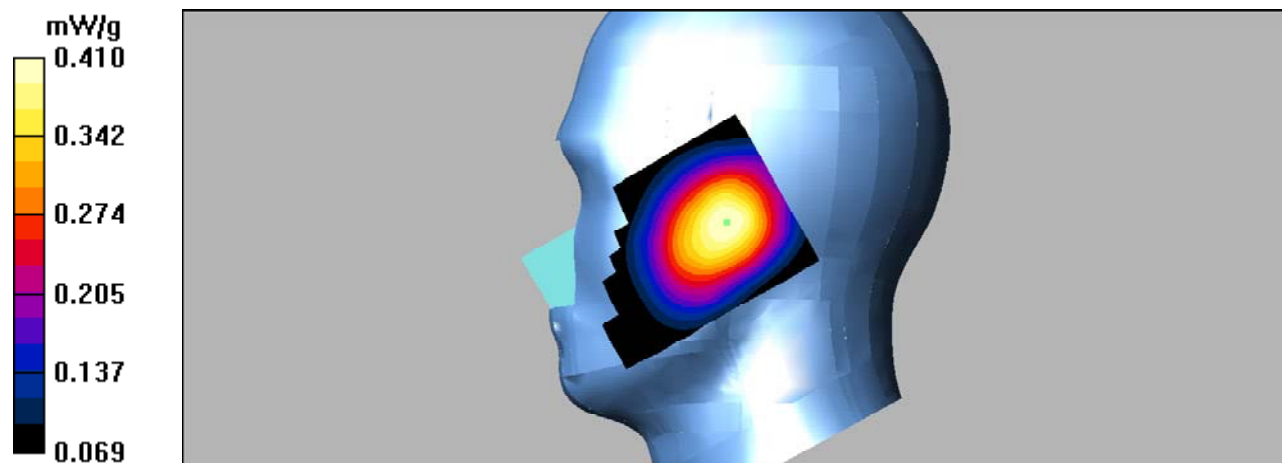
dz=5mm

Reference Value = 14.9 V/m; Power Drift = 0.111 dB

Peak SAR (extrapolated) = 0.482 W/kg

SAR(1 g) = 0.392 mW/g; SAR(10 g) = 0.300 mW/g

Maximum value of SAR (measured) = 0.410 mW/g



DUT: 3G Smart Phone; Type: N406A;

Communication System: 3G Bands; Frequency: 826.4 MHz; Duty Cycle: 1:1

Medium parameters used: $f = 826.4$ MHz; $\sigma = 0.96$ mho/m; $\epsilon_r = 54.46$; $\rho = 1000$ kg/m³

Phantom section: Flat Section

DASY4 Configuration:

- Probe: EX3DV4 – SN7382; ConvF(10.54, 10.54, 10.54); Calibrated: 26/10/2016
- Sensor-Surface: 4mm (Mechanical Surface Detection)
- Electronics: DAE – SN772; Calibrated: 25/10/2016
- Phantom: TWIN SAM; Type: Twin SAM V5.0; Serial: 1909
- Measurement SW: DASY4, V4.5 Build 19; Postprocessing SW: SEMCAD, V1.8 Build 145

Hotspot Back/WCDMA BAND 5 Low/Area Scan (91x121x1): Measurement grid: dx=10mm, dy=10mm

Maximum value of SAR (interpolated) = 1.02 mW/g

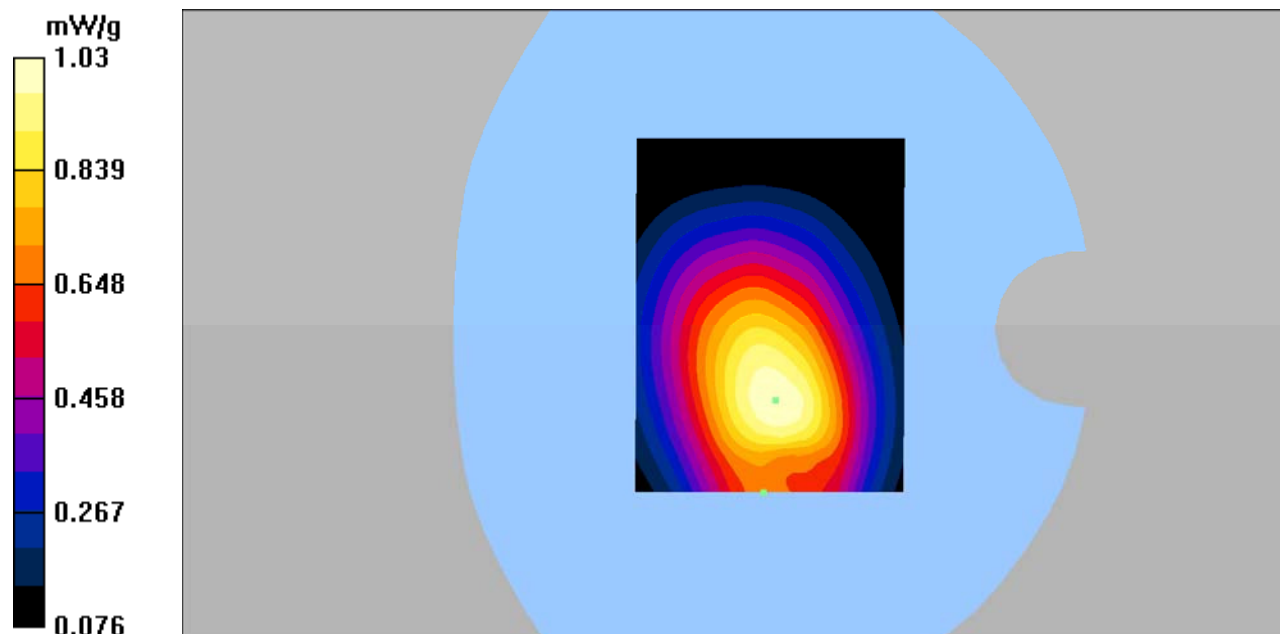
Hotspot Back/WCDMA BAND 5 Low/Zoom Scan (7x7x7)/Cube 0: Measurement grid: dx=5mm, dy=5mm, dz=5mm

Reference Value = 30.2 V/m; Power Drift = -0.035 dB

Peak SAR (extrapolated) = 1.27 W/kg

SAR(1 g) = 0.970 mW/g; SAR(10 g) = 0.714 mW/g

Maximum value of SAR (measured) = 1.03 mW/g



DUT: 3G Smart Phone; Type: N406A;

Communication System: 3G Bands; Frequency: 836.6 MHz; Duty Cycle: 1:1

Medium parameters used: $f = 836.6$ MHz; $\sigma = 0.98$ mho/m; $\epsilon_r = 54.58$; $\rho = 1000$ kg/m³

Phantom section: Flat Section

DASY4 Configuration:

- Probe: EX3DV4 – SN7382; ConvF(10.54, 10.54, 10.54); Calibrated: 26/10/2016
- Sensor-Surface: 4mm (Mechanical Surface Detection)
- Electronics: DAE – SN772; Calibrated: 25/10/2016
- Phantom: TWIN SAM; Type: Twin SAM V5.0; Serial: 1909
- Measurement SW: DASY4, V4.5 Build 19; Postprocessing SW: SEMCAD, V1.8 Build 145

Hotspot Back/WCDMA BAND 5 Mid/Area Scan (91x121x1): Measurement grid: dx=10mm, dy=10mm

Maximum value of SAR (interpolated) = 0.948 mW/g


Hotspot Back/WCDMA BAND 5 Mid/Zoom Scan (7x7x7)/Cube 0: Measurement grid: dx=5mm, dy=5mm, dz=5mm

Reference Value = 28.4 V/m; Power Drift = 0.070 dB

Peak SAR (extrapolated) = 1.17 W/kg

SAR(1 g) = 0.892 mW/g; SAR(10 g) = 0.659 mW/g

Maximum value of SAR (measured) = 0.953 mW/g



DUT: 3G Smart Phone; Type: N406A;

Communication System: 3G Bands; Frequency: 846.6 MHz; Duty Cycle: 1:1

Medium parameters used: $f = 846.6$ MHz; $\sigma = 0.97$ mho/m; $\epsilon_r = 54.68$; $\rho = 1000$ kg/m³

Phantom section: Flat Section

DASY4 Configuration:

- Probe: EX3DV4 – SN7382; ConvF(10.54, 10.54, 10.54); Calibrated: 26/10/2016
- Sensor-Surface: 4mm (Mechanical Surface Detection)
- Electronics: DAE – SN772; Calibrated: 25/10/2016
- Phantom: TWIN SAM; Type: Twin SAM V5.0; Serial: 1909
- Measurement SW: DASY4, V4.5 Build 19; Postprocessing SW: SEMCAD, V1.8 Build 145

Hotspot Back/WCDMA BAND 5 High/Area Scan (91x121x1): Measurement grid: dx=10mm, dy=10mm

Maximum value of SAR (interpolated) = 0.864 mW/g

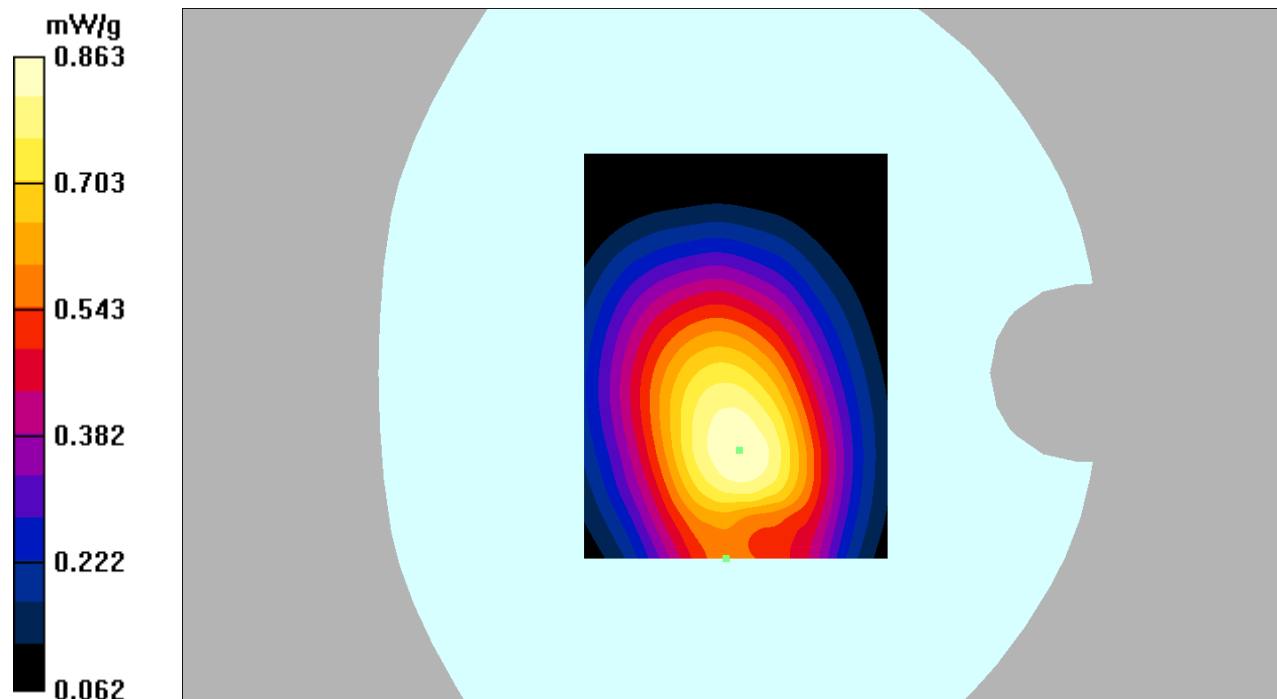
Hotspot Back/WCDMA BAND 5 High/Zoom Scan (7x7x7)/Cube 0: Measurement grid: dx=5mm, dy=5mm, dz=5mm

Reference Value = 27.3 V/m; Power Drift = -0.00 dB

Peak SAR (extrapolated) = 1.06 W/kg

SAR(1 g) = 0.814 mW/g; SAR(10 g) = 0.602 mW/g

Maximum value of SAR (measured) = 0.863 mW/g



DUT: 3G Smart Phone; Type: N406A;

Communication System: 3G Bands; Frequency: 836.6 MHz; Duty Cycle: 1:1

Medium parameters used: $f = 836.6$ MHz; $\sigma = 0.98$ mho/m; $\epsilon_r = 54.58$; $\rho = 1000$ kg/m³

Phantom section: Flat Section

DASY4 Configuration:

- Probe: EX3DV4 – SN7382; ConvF(10.54, 10.54, 10.54); Calibrated: 26/10/2016
- Sensor-Surface: 4mm (Mechanical Surface Detection)
- Electronics: DAE – SN772; Calibrated: 25/10/2016
- Phantom: TWIN SAM; Type: Twin SAM V5.0; Serial: 1909
- Measurement SW: DASY4, V4.5 Build 19; Postprocessing SW: SEMCAD, V1.8 Build 145

Hotspot Left/WCDMA BAND 5 Mid/Area Scan (61x121x1): Measurement grid: dx=10mm, dy=10mm

Maximum value of SAR (interpolated) = 0.517 mW/g

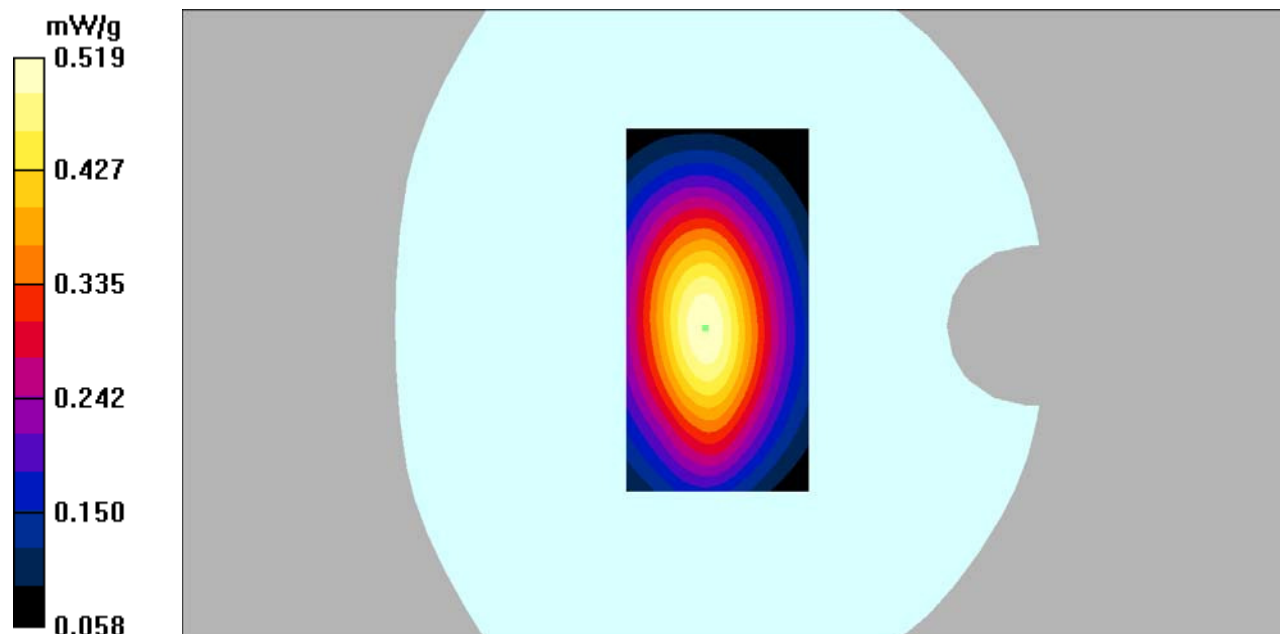
Hotspot Left/WCDMA BAND 5 Mid/Zoom Scan (7x7x7)/Cube 0: Measurement grid: dx=5mm, dy=5mm, dz=5mm

Reference Value = 22.9 V/m; Power Drift = -0.033 dB

Peak SAR (extrapolated) = 0.664 W/kg

SAR(1 g) = 0.484 mW/g; SAR(10 g) = 0.338 mW/g

Maximum value of SAR (measured) = 0.519 mW/g



DUT: 3G Smart Phone; Type: N406A;

Communication System: 3G Bands; Frequency: 836.6 MHz; Duty Cycle: 1:1

Medium parameters used: $f = 836.6$ MHz; $\sigma = 0.98$ mho/m; $\epsilon_r = 54.58$; $\rho = 1000$ kg/m³

Phantom section: Flat Section

DASY4 Configuration:

- Probe: EX3DV4 – SN7382; ConvF(10.54, 10.54, 10.54); Calibrated: 26/10/2016
- Sensor-Surface: 4mm (Mechanical Surface Detection)
- Electronics: DAE – SN772; Calibrated: 25/10/2016
- Phantom: TWIN SAM; Type: Twin SAM V5.0; Serial: 1909
- Measurement SW: DASY4, V4.5 Build 19; Postprocessing SW: SEMCAD, V1.8 Build 145

Hotspot Right/WCDMA BAND 5 Mid/Area Scan (61x121x1): Measurement grid: dx=10mm, dy=10mm

Maximum value of SAR (interpolated) = 0.579 mW/g

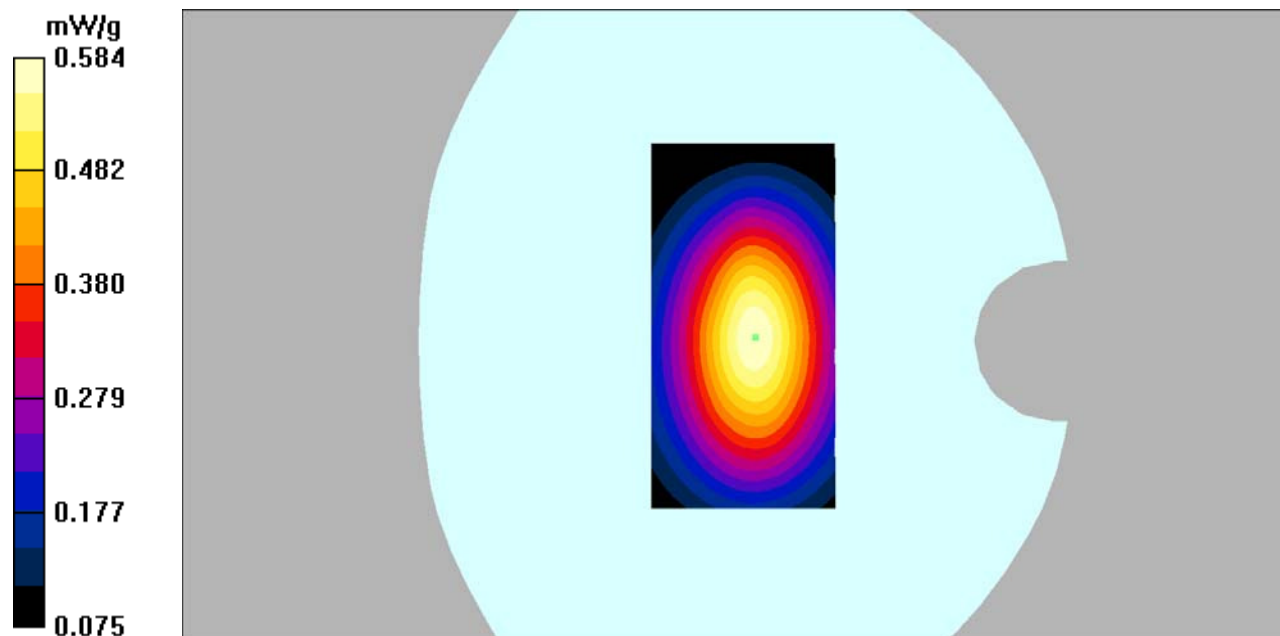
Hotspot Right/WCDMA BAND 5 Mid/Zoom Scan (7x7x7)/Cube 0: Measurement grid: dx=5mm, dy=5mm, dz=5mm

Reference Value = 24.4 V/m; Power Drift = -0.01 dB

Peak SAR (extrapolated) = 0.756 W/kg

SAR(1 g) = 0.548 mW/g; SAR(10 g) = 0.384 mW/g

Maximum value of SAR (measured) = 0.584 mW/g



DUT: 3G Smart Phone; Type: N406A;

Communication System: 3G Bands; Frequency: 836.6 MHz; Duty Cycle: 1:1

Medium parameters used: $f = 836.6$ MHz; $\sigma = 0.98$ mho/m; $\epsilon_r = 54.58$; $\rho = 1000$ kg/m³

Phantom section: Flat Section

DASY4 Configuration:

- Probe: EX3DV4 – SN7382; ConvF(10.54, 10.54, 10.54); Calibrated: 26/10/2016
- Sensor-Surface: 4mm (Mechanical Surface Detection)
- Electronics: DAE – SN772; Calibrated: 25/10/2016
- Phantom: TWIN SAM; Type: Twin SAM V5.0; Serial: 1909
- Measurement SW: DASY4, V4.5 Build 19; Postprocessing SW: SEMCAD, V1.8 Build 145

Hotspot Bottom/WCDMA BAND5 Mid/Area Scan (91x101x1): Measurement grid: dx=10mm, dy=10mm

Maximum value of SAR (interpolated) = 0.111 mW/g


Hotspot Bottom/WCDMA BAND5 Mid/Zoom Scan (7x7x7)/Cube 0: Measurement grid: dx=5mm, dy=5mm, dz=5mm

Reference Value = 10.0 V/m; Power Drift = 0.016 dB

Peak SAR (extrapolated) = 0.175 W/kg

SAR(1 g) = 0.105 mW/g; SAR(10 g) = 0.065 mW/g

Maximum value of SAR (measured) = 0.113 mW/g



DUT: 3G Smart Phone; Type: N406A;

Communication System: 3G Bands; Frequency: 1880 MHz; Duty Cycle: 1:1

Medium parameters used: $f = 1880$ MHz; $\sigma = 1.40$ mho/m; $\epsilon_r = 39.71$; $\rho = 1000$ kg/m³

Phantom section: Left Section

DASY4 Configuration:

- Probe: EX3DV4 – SN7382; ConvF(8.71, 8.71, 8.71); Calibrated: 26/10/2016
- Sensor-Surface: 4mm (Mechanical Surface Detection)
- Electronics: DAE – SN772; Calibrated: 25/10/2016
- Phantom: TWIN SAM; Type: Twin SAM V5.0; Serial: 1909
- Measurement SW: DASY4, V4.5 Build 19; Postprocessing SW: SEMCAD, V1.8 Build 145

Left head cheek/WCDMA1900/Mid/Area Scan (91x121x1): Measurement grid: dx=15mm, dy=15mm

Maximum value of SAR (interpolated) = 0.740 mW/g

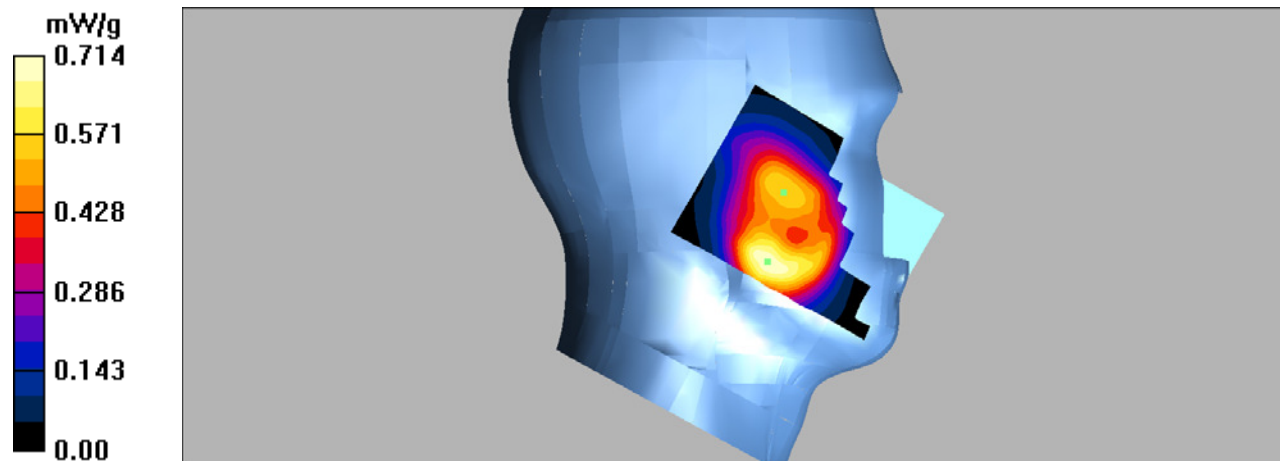
Left head cheek/WCDMA1900/Mid/Zoom Scan (7x7x7)/Cube 0: Measurement grid: dx=5mm, dy=5mm, dz=5mm

Reference Value = 8.52 V/m; Power Drift = -0.089 dB

Peak SAR (extrapolated) = 1.22 W/kg

SAR(1 g) = 0.673 mW/g; SAR(10 g) = 0.374 mW/g

Maximum value of SAR (measured) = 0.714 mW/g



DUT: 3G Smart Phone; Type: N406A;

Communication System: 3G Bands; Frequency: 1880 MHz; Duty Cycle: 1:1

Medium parameters used: $f = 1880$ MHz; $\sigma = 1.40$ mho/m; $\epsilon_r = 39.71$; $\rho = 1000$ kg/m³

Phantom section: Left Section

DASY4 Configuration:

- Probe: EX3DV4 – SN7382; ConvF(8.71, 8.71, 8.71); Calibrated: 26/10/2016
- Sensor-Surface: 4mm (Mechanical Surface Detection)
- Electronics: DAE – SN772; Calibrated: 25/10/2016
- Phantom: TWIN SAM; Type: Twin SAM V5.0; Serial: 1909
- Measurement SW: DASY4, V4.5 Build 19; Postprocessing SW: SEMCAD, V1.8 Build 145

Left head tilt/WCDMA1900/Mid /Area Scan (91x101x1): Measurement grid: dx=10mm, dy=10mm

Maximum value of SAR (interpolated) = 0.130 mW/g

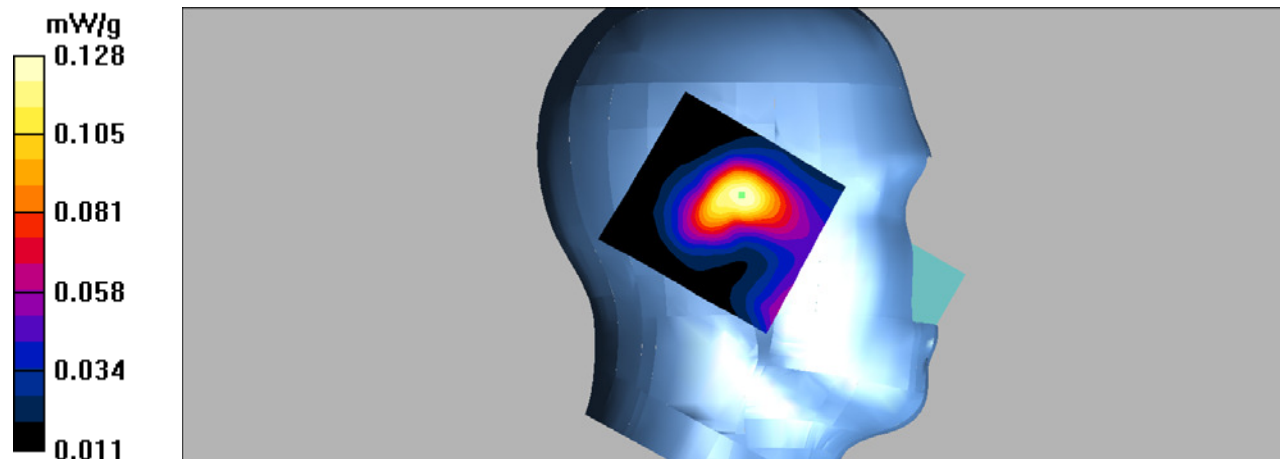
Left head tilt/WCDMA1900/Mid /Zoom Scan (7x7x7)/Cube 0: Measurement grid: dx=5mm, dy=5mm, dz=5mm

Reference Value = 8.55 V/m; Power Drift = -0.139 dB

Peak SAR (extrapolated) = 0.191 W/kg

SAR(1 g) = 0.115 mW/g; SAR(10 g) = 0.069 mW/g

Maximum value of SAR (measured) = 0.128 mW/g



DUT: 3G Smart Phone; Type: N406A;

Communication System: 3G Bands; Frequency: 1880 MHz; Duty Cycle: 1:1

Medium parameters used: $f = 1880$ MHz; $\sigma = 1.40$ mho/m; $\epsilon_r = 39.71$; $\rho = 1000$ kg/m³

Phantom section: Right Section

DASY4 Configuration:

- Probe: EX3DV4 – SN7382; ConvF(8.71, 8.71, 8.71); Calibrated: 26/10/2016
- Sensor-Surface: 4mm (Mechanical Surface Detection)
- Electronics: DAE – SN772; Calibrated: 25/10/2016
- Phantom: TWIN SAM; Type: Twin SAM V5.0; Serial: 1909
- Measurement SW: DASY4, V4.5 Build 19; Postprocessing SW: SEMCAD, V1.8 Build 145

Right head cheek/WCDMA1900/Mid /Area Scan (91x101x1): Measurement grid: dx=10mm, dy=10mm

Maximum value of SAR (interpolated) = 0.776 mW/g

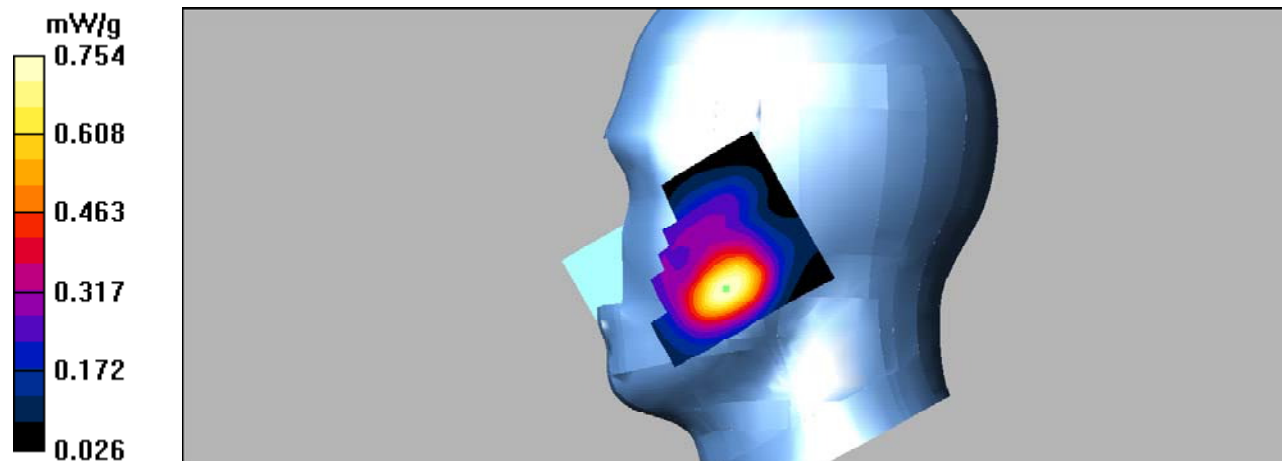
Right head cheek/WCDMA1900/Mid /Zoom Scan (7x7x7)/Cube 0: Measurement grid: dx=5mm, dy=5mm, dz=5mm

Reference Value = 8.23 V/m; Power Drift = -0.016 dB

Peak SAR (extrapolated) = 1.07 W/kg

SAR(1 g) = 0.695 mW/g; SAR(10 g) = 0.414 mW/g

Maximum value of SAR (measured) = 0.754 mW/g



DUT: 3G Smart Phone; Type: N406A;

Communication System: 3G Bands; Frequency: 1880 MHz; Duty Cycle: 1:1

Medium parameters used: $f = 1880$ MHz; $\sigma = 1.40$ mho/m; $\epsilon_r = 39.71$; $\rho = 1000$ kg/m³

Phantom section: Right Section

DASY4 Configuration:

- Probe: EX3DV4 – SN7382; ConvF(8.71, 8.71, 8.71); Calibrated: 26/10/2016
- Sensor-Surface: 4mm (Mechanical Surface Detection)
- Electronics: DAE – SN772; Calibrated: 25/10/2016
- Phantom: TWIN SAM; Type: Twin SAM V5.0; Serial: 1909
- Measurement SW: DASY4, V4.5 Build 19; Postprocessing SW: SEMCAD, V1.8 Build 145

Right head tilt/WCDMA1900/Mid /Area Scan (91x101x1): Measurement grid: dx=10mm, dy=10mm

Maximum value of SAR (interpolated) = 0.238 mW/g

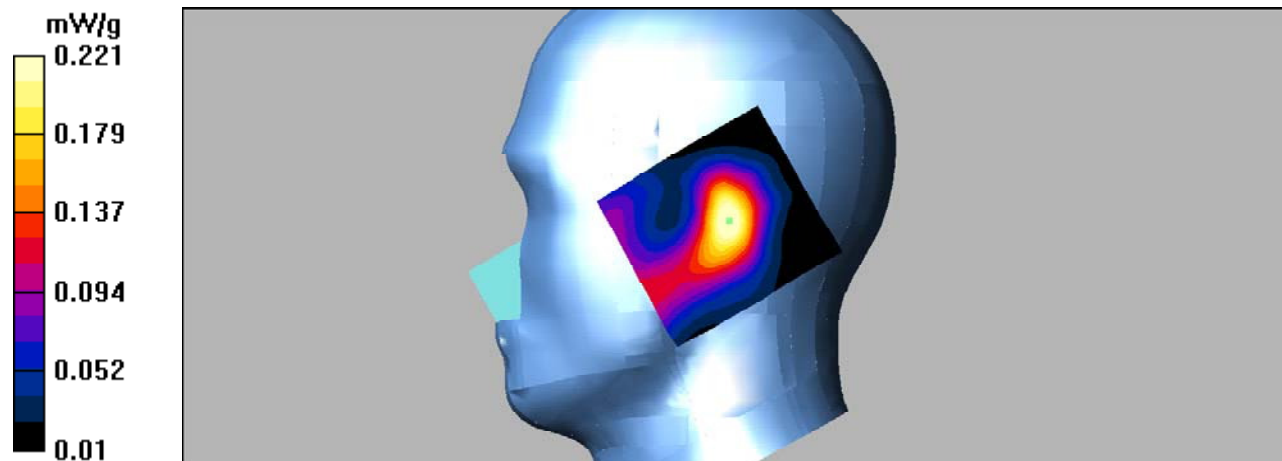
Right head tilt/WCDMA1900/Mid /Zoom Scan (7x7x7)/Cube 0: Measurement grid: dx=5mm, dy=5mm, dz=5mm

Reference Value = 12.1 V/m; Power Drift = -0.071 dB

Peak SAR (extrapolated) = 0.321 W/kg

SAR(1 g) = 0.202 mW/g; SAR(10 g) = 0.121 mW/g

Maximum value of SAR (measured) = 0.221 mW/g



DUT: 3G Smart Phone; Type: N406A;

Communication System: 3G Bands; Frequency: 1852.4 MHz; Duty Cycle: 1:1
Medium parameters used: $f = 1852.4$ MHz; $\sigma = 1.51$ mho/m; $\epsilon_r = 52.79$; $\rho = 1000$ kg/m³
Phantom section: Flat Section

DASY4 Configuration:

- Probe: EX3DV4 – SN7382; ConvF(8.31, 8.31, 8.31); Calibrated: 26/10/2016
- Sensor-Surface: 4mm (Mechanical Surface Detection)
- Electronics: DAE – SN772; Calibrated: 25/10/2016
- Phantom: TWIN SAM; Type: Twin SAM V5.0; Serial: 1909
- Measurement SW: DASY4, V4.5 Build 19; Postprocessing SW: SEMCAD, V1.8 Build 145

Hospot Back/WCDMA BAND 2 Low/Area Scan (91x121x1): Measurement grid: dx=10mm, dy=10mm

Maximum value of SAR (interpolated) = 1.10 mW/g

Hospot Back/WCDMA BAND 2 Low/Zoom Scan (7x7x7)/Cube 0: Measurement grid:

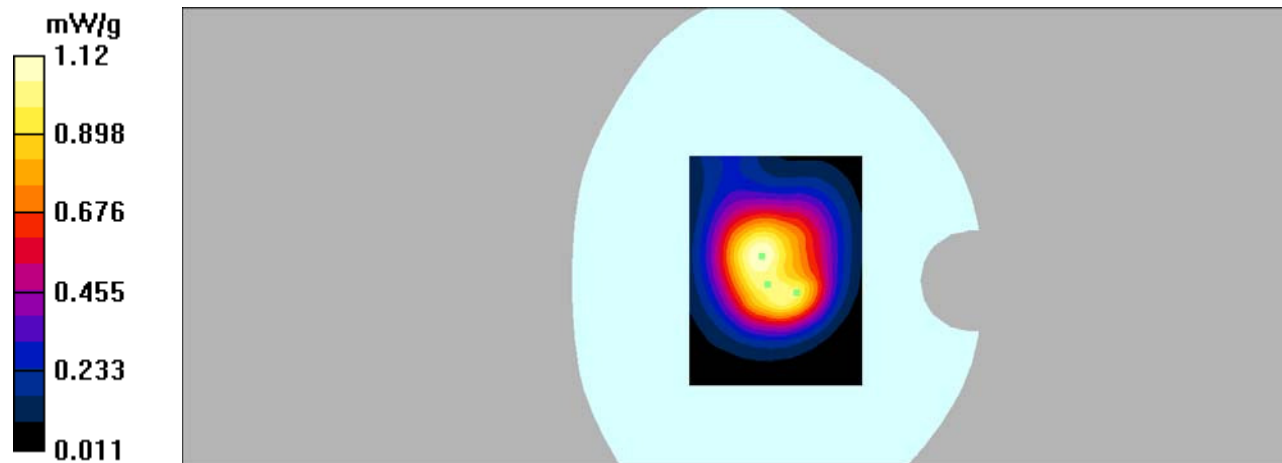
dx=5mm, dy=5mm, dz=5mm

Reference Value = 26.3 V/m; Power Drift = -0.101 dB

Peak SAR (extrapolated) = 1.65 W/kg

SAR(1 g) = 1.01 mW/g; SAR(10 g) = 0.611 mW/g

Maximum value of SAR (measured) = 1.12 mW/g



DUT: 3G Smart Phone; Type: N406A;

Communication System: 3G Bands; Frequency: 1880 MHz; Duty Cycle: 1:1

Medium parameters used: $f = 1880$ MHz; $\sigma = 1.51$ mho/m; $\epsilon_r = 52.95$; $\rho = 1000$ kg/m³

Phantom section: Flat Section

DASY4 Configuration:

- Probe: EX3DV4 – SN7382; ConvF(8.31, 8.31, 8.31); Calibrated: 26/10/2016
- Sensor-Surface: 4mm (Mechanical Surface Detection)
- Electronics: DAE – SN772; Calibrated: 25/10/2016
- Phantom: TWIN SAM; Type: Twin SAM V5.0; Serial: 1909
- Measurement SW: DASY4, V4.5 Build 19; Postprocessing SW: SEMCAD, V1.8 Build 145

Hospot Back/WCDMA BAND 2 Mid/Area Scan (91x121x1): Measurement grid: dx=10mm, dy=10mm

Maximum value of SAR (interpolated) = 1.03 mW/g

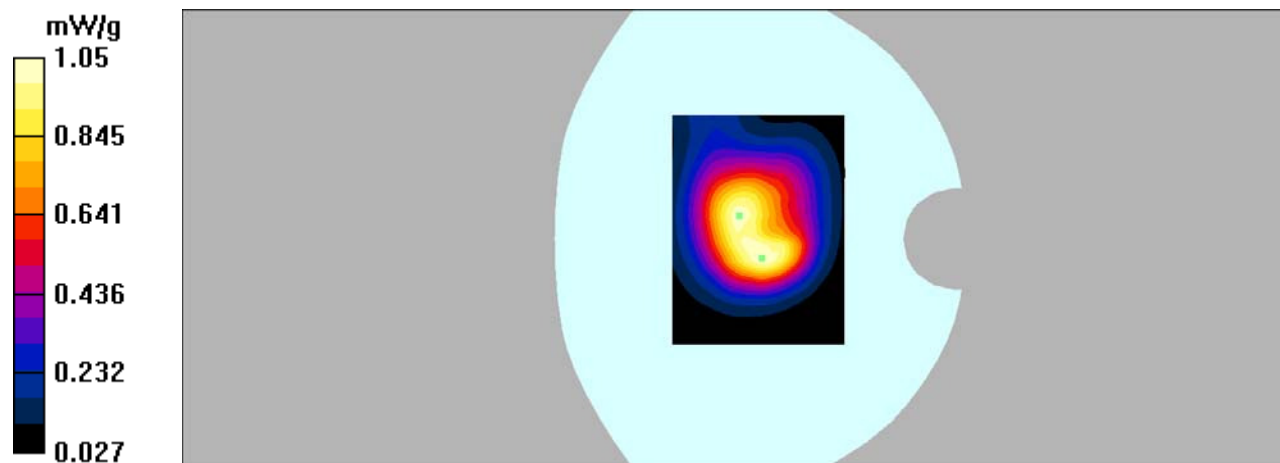
Hospot Back/WCDMA BAND 2 Mid/Zoom Scan (7x7x7)/Cube 0: Measurement grid: dx=5mm, dy=5mm, dz=5mm

Reference Value = 25.3 V/m; Power Drift = -0.154 dB

Peak SAR (extrapolated) = 1.62 W/kg

SAR(1 g) = 0.963 mW/g; SAR(10 g) = 0.569 mW/g

Maximum value of SAR (measured) = 1.05 mW/g



DUT: 3G Smart Phone; Type: N406A;

Communication System: 3G Bands; Frequency: 1907.6 MHz; Duty Cycle: 1:1
Medium parameters used: $f = 1907.6$ MHz; $\sigma = 1.51$ mho/m; $\epsilon_r = 53.14$; $\rho = 1000$ kg/m³
Phantom section: Flat Section

DASY4 Configuration:

- Probe: EX3DV4 – SN7382; ConvF(8.31, 8.31, 8.31); Calibrated: 26/10/2016
- Sensor-Surface: 4mm (Mechanical Surface Detection)
- Electronics: DAE – SN772; Calibrated: 25/10/2016
- Phantom: TWIN SAM; Type: Twin SAM V5.0; Serial: 1909
- Measurement SW: DASY4, V4.5 Build 19; Postprocessing SW: SEMCAD, V1.8 Build 145

Hospot Back/WCDMA BAND 2 High/Area Scan (91x121x1): Measurement grid: dx=10mm, dy=10mm

Maximum value of SAR (interpolated) = 0.921 mW/g

Hospot Back/WCDMA BAND 2 High/Zoom Scan (7x7x7)/Cube 0: Measurement grid:

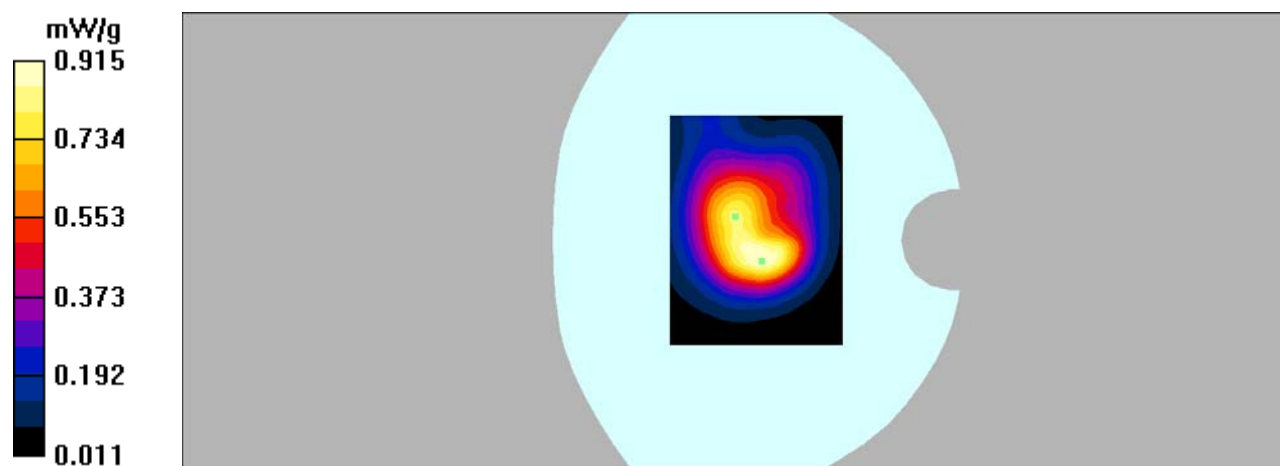
dx=5mm, dy=5mm, dz=5mm

Reference Value = 23.7 V/m; Power Drift = -0.103 dB

Peak SAR (extrapolated) = 1.47 W/kg

SAR(1 g) = 0.853 mW/g; SAR(10 g) = 0.496 mW/g

Maximum value of SAR (measured) = 0.915 mW/g



DUT: 3G Smart Phone; Type: N406A;

Communication System: 3G Bands; Frequency: 1880 MHz; Duty Cycle: 1:1

Medium parameters used: $f = 1880$ MHz; $\sigma = 1.51$ mho/m; $\epsilon_r = 52.95$; $\rho = 1000$ kg/m³

Phantom section: Flat Section

DASY4 Configuration:

- Probe: EX3DV4 – SN7382; ConvF(8.31, 8.31, 8.31); Calibrated: 26/10/2016
- Sensor-Surface: 4mm (Mechanical Surface Detection)
- Electronics: DAE – SN772; Calibrated: 25/10/2016
- Phantom: TWIN SAM; Type: Twin SAM V5.0; Serial: 1909
- Measurement SW: DASY4, V4.5 Build 19; Postprocessing SW: SEMCAD, V1.8 Build 145

Hotspot Left/WCDMA BAND 2 Mid/Area Scan (61x121x1): Measurement grid: dx=10mm, dy=10mm

Maximum value of SAR (interpolated) = 0.202 mW/g

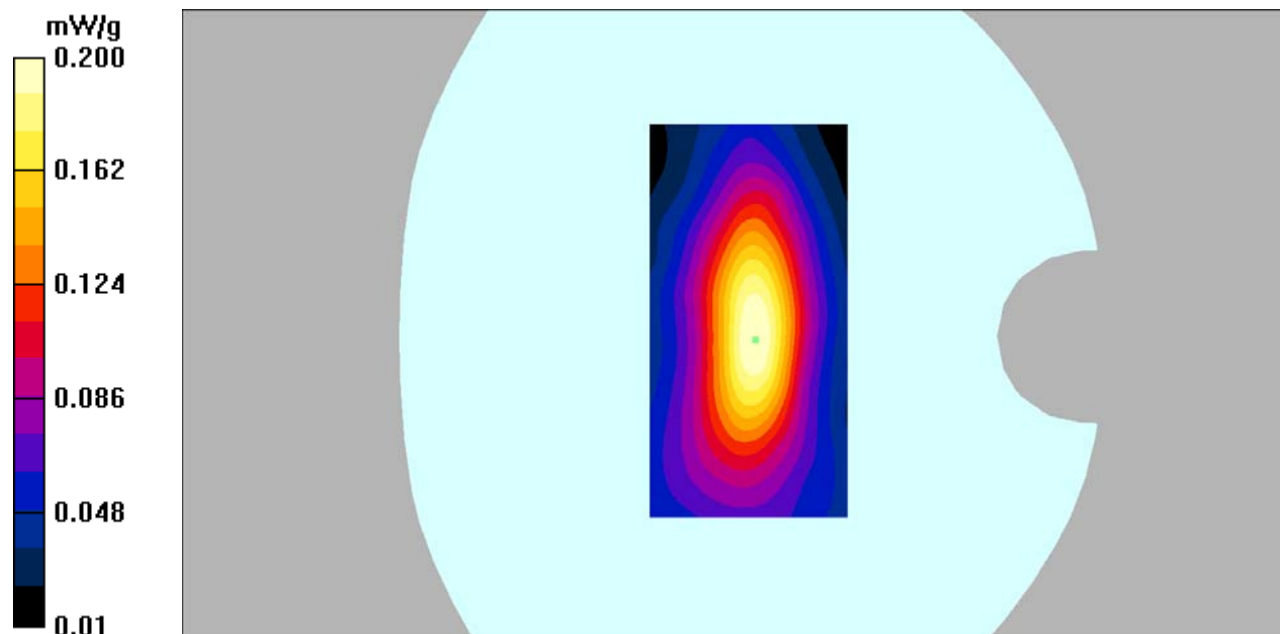
Hotspot Left/WCDMA BAND 2 Mid/Zoom Scan (7x7x7)/Cube 0: Measurement grid: dx=5mm, dy=5mm, dz=5mm

Reference Value = 11.6 V/m; Power Drift = -0.111 dB

Peak SAR (extrapolated) = 0.328 W/kg

SAR(1 g) = 0.183 mW/g; SAR(10 g) = 0.103 mW/g

Maximum value of SAR (measured) = 0.200 mW/g



DUT: 3G Smart Phone; Type: N406A;

Communication System: 3G Bands; Frequency: 1880 MHz; Duty Cycle: 1:1

Medium parameters used: $f = 1880$ MHz; $\sigma = 1.51$ mho/m; $\epsilon_r = 52.95$; $\rho = 1000$ kg/m³

Phantom section: Flat Section

DASY4 Configuration:

- Probe: EX3DV4 – SN7382; ConvF(8.31, 8.31, 8.31); Calibrated: 26/10/2016
- Sensor-Surface: 4mm (Mechanical Surface Detection)
- Electronics: DAE – SN772; Calibrated: 25/10/2016
- Phantom: TWIN SAM; Type: Twin SAM V5.0; Serial: 1909
- Measurement SW: DASY4, V4.5 Build 19; Postprocessing SW: SEMCAD, V1.8 Build 145

Hotspot Right/WCDMA BAND 2 Mid/Area Scan (61x121x1): Measurement grid: dx=10mm, dy=10mm

Maximum value of SAR (interpolated) = 0.167 mW/g

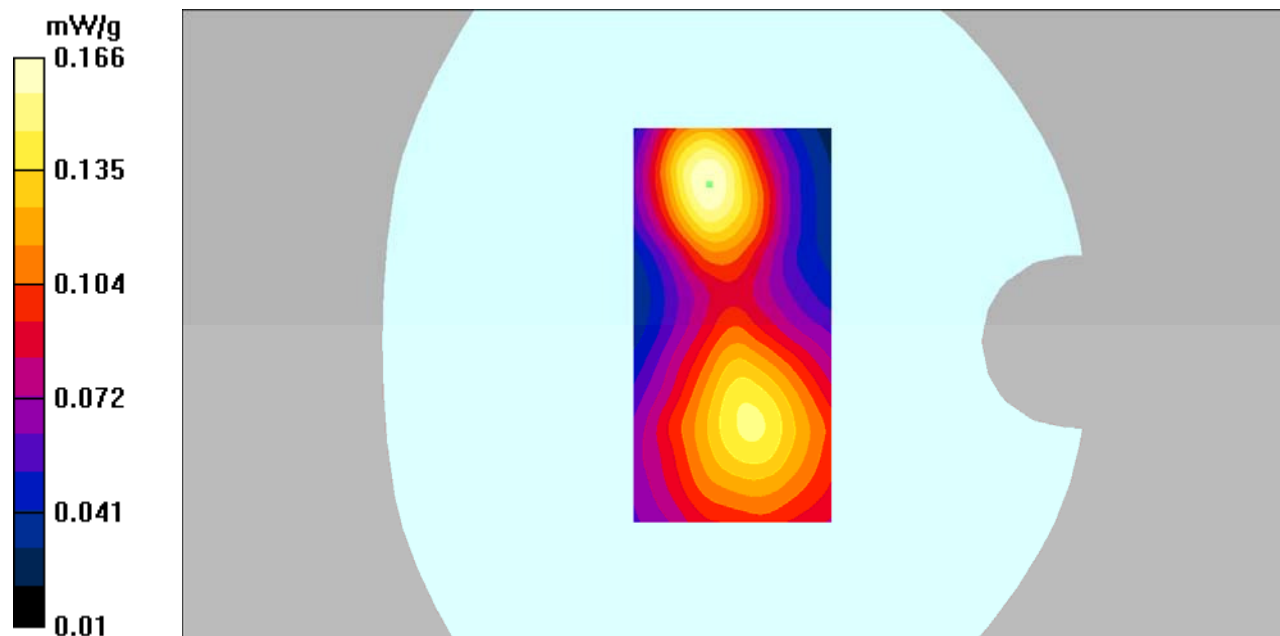
Hotspot Right/WCDMA BAND 2 Mid/Zoom Scan (7x7x7)/Cube 0: Measurement grid: dx=5mm, dy=5mm, dz=5mm

Reference Value = 8.42 V/m; Power Drift = 0.180 dB

Peak SAR (extrapolated) = 0.276 W/kg

SAR(1 g) = 0.154 mW/g; SAR(10 g) = 0.088 mW/g

Maximum value of SAR (measured) = 0.166 mW/g



DUT: 3G Smart Phone; Type: N406A;

Communication System: 3G Bands; Frequency: 1880 MHz; Duty Cycle: 1:1

Medium parameters used: $f = 1880$ MHz; $\sigma = 1.51$ mho/m; $\epsilon_r = 52.95$; $\rho = 1000$ kg/m³

Phantom section: Flat Section

DASY4 Configuration:

- Probe: EX3DV4 – SN7382; ConvF(8.31, 8.31, 8.31); Calibrated: 26/10/2016
- Sensor-Surface: 4mm (Mechanical Surface Detection)
- Electronics: DAE – SN772; Calibrated: 25/10/2016
- Phantom: TWIN SAM; Type: Twin SAM V5.0; Serial: 1909
- Measurement SW: DASY4, V4.5 Build 19; Postprocessing SW: SEMCAD, V1.8 Build 145

Hotspot Bottom/WCDMA BAND 2 Mid/Area Scan (61x81x1): Measurement grid: dx=10mm, dy=10mm

Maximum value of SAR (interpolated) = 0.737 mW/g

Hotspot Bottom/WCDMA BAND 2 Mid/Zoom Scan (7x7x7)/Cube 0: Measurement grid: dx=5mm, dy=5mm, dz=5mm

Reference Value = 22.4 V/m; Power Drift = 0.165 dB

Peak SAR (extrapolated) = 1.36 W/kg

SAR(1 g) = 0.731 mW/g; SAR(10 g) = 0.389 mW/g

Maximum value of SAR (measured) = 0.805 mW/g

