



Appendix D

Photographs

1. SAR measurement System
2. Photographs of Tissue Simulate Liquid
3. Photographs of EUT test position
4. EUT Constructional Details











1. SAR measurement System



2. Photographs of Tissue Simulate Liquid

Photo 1: Tissue Simulant Liquid for Head 750	Photo 2: Tissue Simulant Liquid for Head 835
	
Photo 3: Tissue Simulant Liquid for Head 1750	Photo 4: Tissue Simulant Liquid for Head 1900
	
Photo 5: Tissue Simulant Liquid for Head 2450	Photo 6: Tissue Simulant Liquid for Head 2600
	



3. Photographs of EUT test position








Photo 7: Left touch cheek	Photo 8: Left tilted 15 degree
	
Photo 9: Right touch cheek	Photo 10: Right tilted 15 degree
	
Photo 11: Front side 10mm	Photo 12: Back side 10mm
	







Photo 13: Left side 10mm	Photo 14: Right side 10mm
	
Photo 15: Top side 10mm	NA
	NA





4. EUT Constructional Details

Photo 16: Front View	Photo 17: Back View
	

立讯检测股份
LCS Testing Lab

立讯检测股份
LCS Testing Lab

立讯检测股份
LCS Testing Lab

立讯检测股份
LCS Testing Lab

立讯检测股份
LCS Testing Lab

立讯检测股份
LCS Testing Lab

立讯检测股份
LCS Testing Lab

立讯检测股份
LCS Testing Lab

立讯检测股份
LCS Testing Lab

立讯检测股份
LCS Testing Lab

立讯检测股份
LCS Testing Lab



Shenzhen LCS Compliance Testing Laboratory Ltd.
Add: 101, 201 Bldg A & 301 Bldg C, Juji Industrial Park Yabianxueziwei, Shajing Street, Baoan District, Shenzhen, 518000, China
Tel: +(86) 0755-82591330 | E-mail: webmaster@lcs-cert.com | Web: www.lcs-cert.com
Scan code to check authenticity