



# 卓信特ZT1018P天线调试报告





1

项目调试简介

2

报告版本提纲

3

天线有源参数

4

天线无源参数

5

天线环境处理及改善

6

总结&附加说明

## 项目调试简介

机 型	平板			
板 型	主板			
频段及天线材质	主天线	频 段		材 质
		2G	GSM850/900/1800/1900	FPC
		3G	WCDMA B2/4/5	
	4G	LTE B2/4/5/12/13/25/26/41/66/71		
	其他天线	GWB	1575.42MHz/2.450GHz	FPC
		DRX	1700MHz-2700MHz	FPC
性能要求	按客户要求执行			

## 主天线有源参数

Test	GSM 850			PCS 1900		
Channel	128	190	251	512	661	810
TRP (dBm)	26.39	26.56	26.20	25.85	25.22	25.13
TIS (dBm)			-102.65			-102.15

Test	EGSM 900			DCS 1800		
Channel	1	62	124	512	698	885
TRP (dBm)	26.43	25.29	24.64	24.52	25.08	25.27
TIS (dBm)			-101.25			-102.35

## 主天线有源参数

Test	WCDMA_I I		
Channel	9662	9800	9938
TRP (dBm)	18.33	18.17	18.02
TIS (dBm)			-103.24

Test	WCDMA_V I		
Channel	1537	1638	1738
TRP (dBm)	17.21	17.45	17.36
TIS (dBm)			-102.41

## 主天线有源参数

Test	FDD B2			FDD B4		
Channel	18650	18900	19150	20050	20175	20350
TRP (dBm)	18.04	17.56	17.41	17.11	17.43	17.32
TIS (dBm)			-92.35			-91.54

Test	FDD B5			FDD B12		
Channel	20450	20525	20600	23035	23095	23155
TRP (dBm)	17.21	17.36	17.51	15.36	15.55	16.01
TIS (dBm)			-90.25			-89.56

Test	FDD B13			FDD B25		
Channel	23130	23230	23330	21500	21625	21750
TRP (dBm)	15.27	15.54	16.12	17.66	18.09	17.36
TIS (dBm)			-90.25			-92.13


## 主天线有源参数

Test	FDD B26			TDD B41		
Channel	26740	26865	26990	40240	40620	41140
TRP (dBm)	16.36	17.04	17.52	21.14	22.87	21.43
TIS (dBm)			-90.13			-90.64

Test	FDD B66			FDD 71		
Channel	132033	132322	132622	133172	133297	133422
TRP (dBm)	17.21	17.12	17.47	15.08	15.12	15.36
TIS (dBm)			-92.13			-89.21




## GPS测试



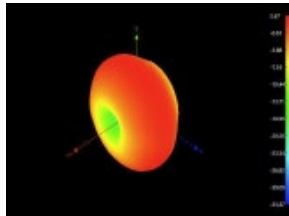
## BT/2.4G WiFi/5G WiFi

Frequency	Efficiency(%)	Gain.(dBi)
2400MHz	55.23	1.10
2410MHz	57.24	1.11
2420MHz	57.23	1.10
2430MHz	56.68	1.09
2440MHz	57.32	1.08
2450MHz	60.31	1.16
2460MHz	60.25	1.14
2470MHz	57.14	1.12
2480MHz	60.21	1.11
2490MHz	56.55	1.15
2500MHz	56.64	1.14
5150MHz	55.78	1.13
5250MHz	55.89	1.12
5350MHz	54.98	1.09
5450MHz	56.12	1.08
5550MHz	56.69	1.09
5650MHz	60.15	1.16
5750MHz	56.48	1.11
5850MHz	56.58	1.10

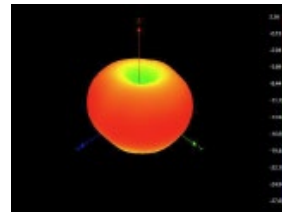
3D 2400




3D 2450




3D 2500



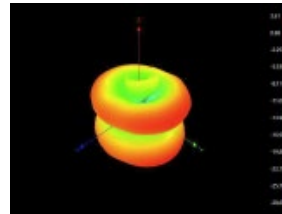
3D 5150



3D 5550



3D 5850



## 天线增益

Band	Gain (MAX)		
<b>GSM850</b>	<b>0.68</b>	<b>GPS</b>	<b>1.25</b>
<b>EGSM900</b>	<b>0.64</b>	<b>WiFi</b>	<b>1.16</b>
<b>DCS1800</b>	<b>0.52</b>	<b>BT</b>	<b>1.16</b>
<b>PCS1900</b>	<b>0.58</b>		
<b>WCDMA1700</b>	<b>0.51</b>		
<b>WCDMA1900</b>	<b>0.58</b>		
<b>WCDMA850</b>	<b>0.68</b>		
<b>Band2</b>	<b>0.58</b>		
<b>Band4</b>	<b>0.51</b>		
<b>Band5</b>	<b>0.58</b>		
<b>Band12</b>	<b>0.59</b>		
<b>Band13</b>	<b>0.59</b>		
<b>Band25</b>	<b>0.52</b>		
<b>Band26</b>	<b>0.68</b>		
<b>Band41</b>	<b>0.73</b>		
<b>Band66</b>	<b>0.51</b>		
<b>Band71</b>	<b>0.54</b>		

## 开关逻辑

RF1 (0欧)	GSM	900/1800/1900
	WCDMA	B2
	LTE	B2/25/41
RF2 (3.9NH)	GSM	850
	WCDMA	B4/5
	LTE	B4/5/26/66
RF3 (15NH)	GSM	
	WCDMA	
	LTE	B12/13
RF4 (22NH)	GSM	
	WCDMA	
	LTE	B71

*Thank you!*

