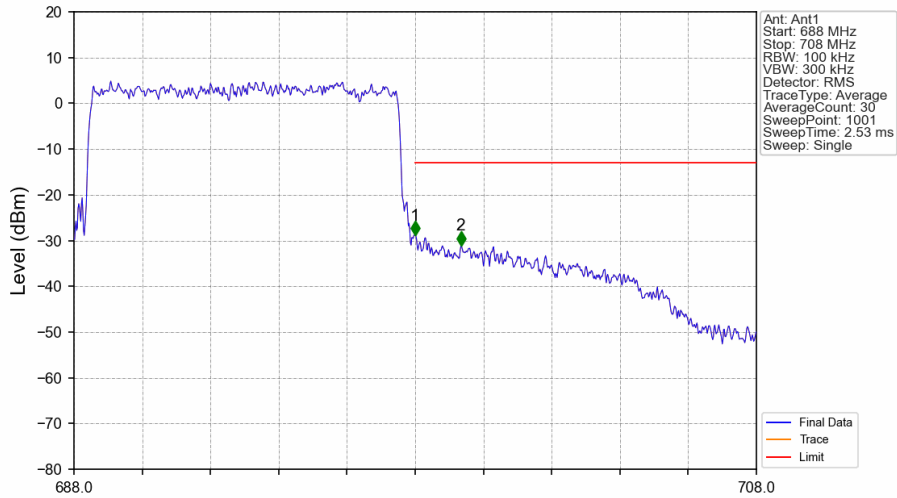
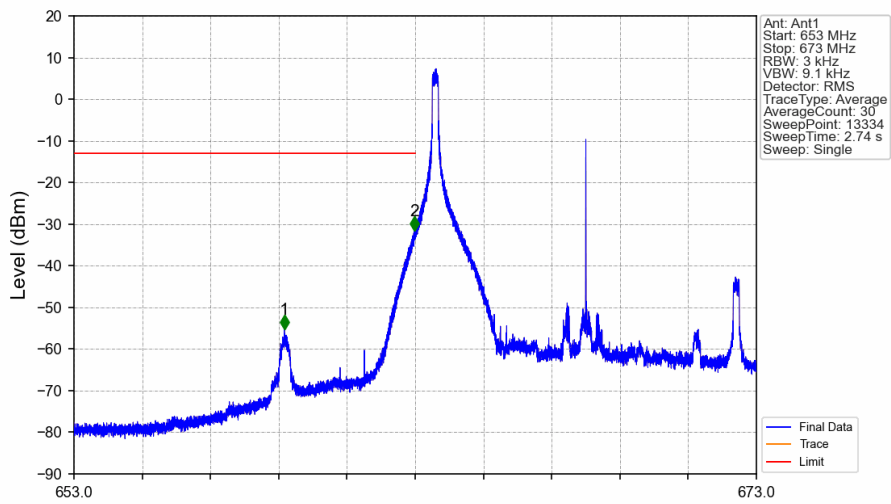


Band71\_10MHz\_QPSK\_HCH\_693MHz\_RB\_50\_0\_NTNV



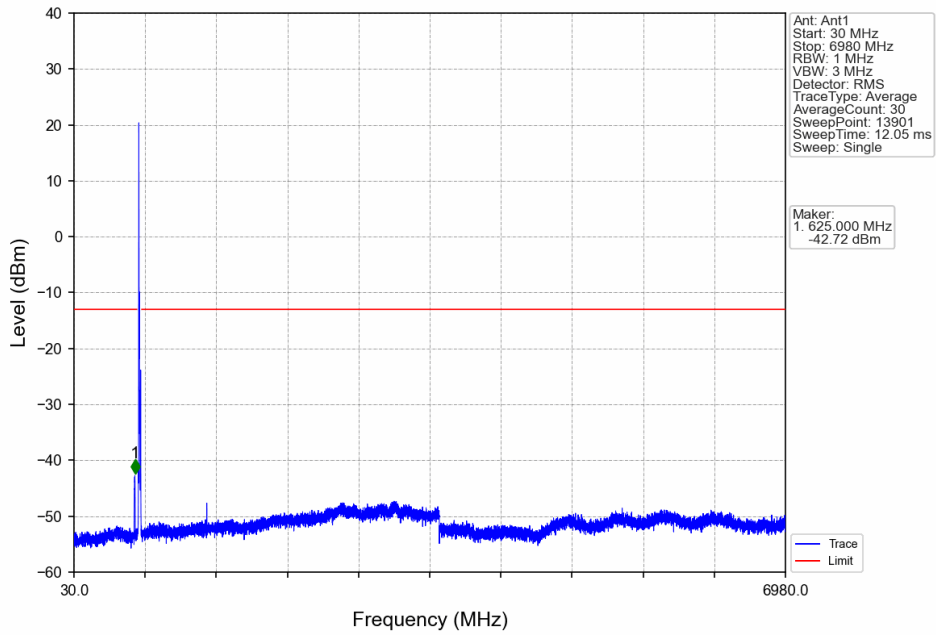
Start (MHz)	Stop (MHz)	RBW (MHz)	Method	Marker No.	Freq (MHz)	Level (dBm)	Limit (dBm)	Result
688	698	0.102	/	/	/	/	/	/
698	699	0.102	/	1	698.000	-28.80	-13	Pass
699	708	0.1	/	2	699.340	-31.09	-13	Pass

Band71\_10MHz\_16QAM\_LCH\_668MHz\_RB\_1\_0\_NTNV

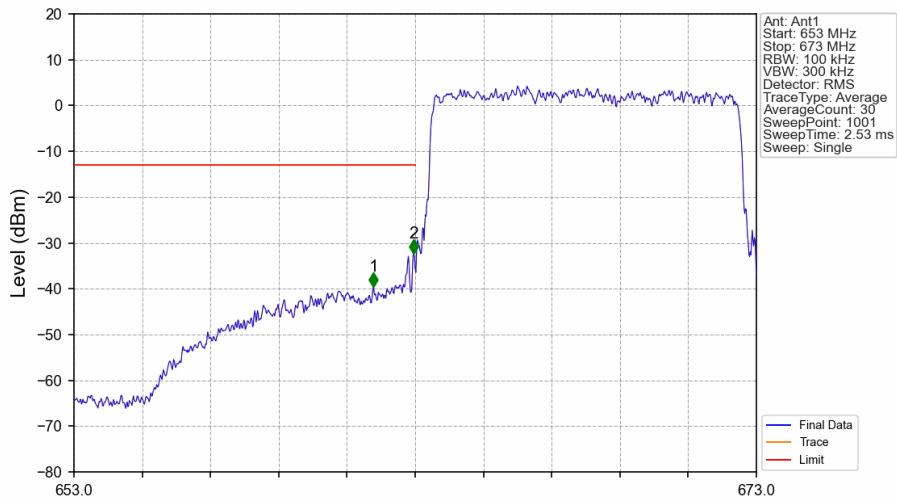


Start (MHz)	Stop (MHz)	RBW (MHz)	Method	Marker No.	Freq (MHz)	Level (dBm)	Limit (dBm)	Result
653	662	0.1	/	1	659.165	-55.29	-13	Pass
662	663	0.003	/	2	662.974	-31.60	-13	Pass
663	673	0.003	/	/	/	/	/	/

Band71\_10MHz\_16QAM\_LCH\_668MHz\_RB\_1\_0\_NTNV

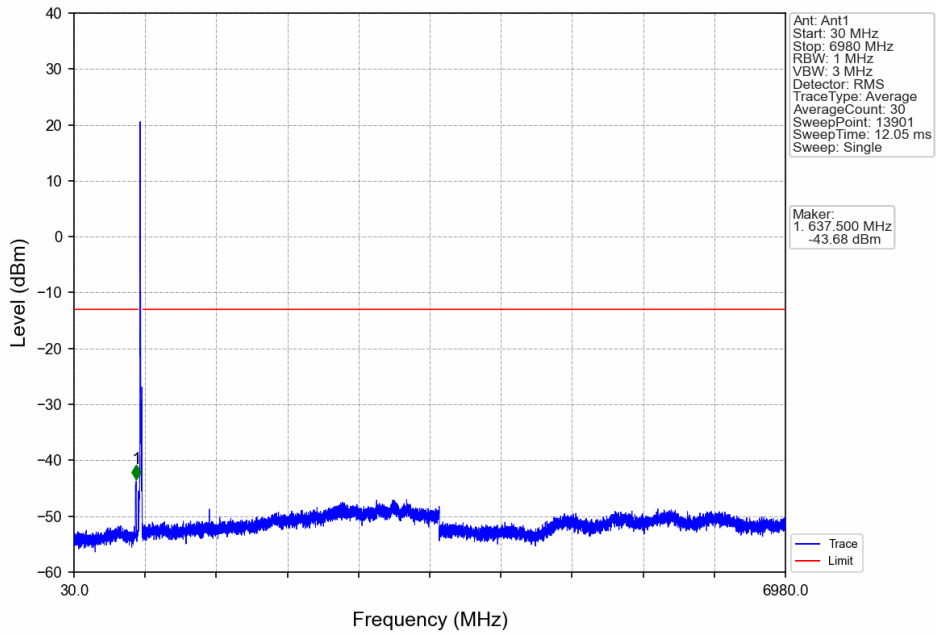


Band71\_10MHz\_16QAM\_LCH\_668MHz\_RB\_50\_0\_NTNV

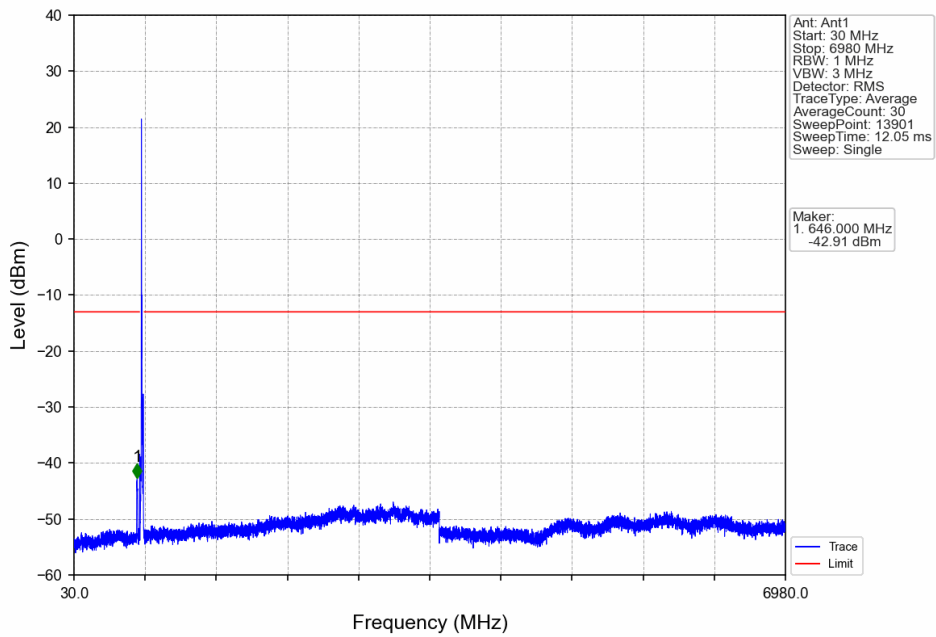


Start (MHz)	Stop (MHz)	RBW (MHz)	Method	Marker No.	Freq (MHz)	Level (dBm)	Limit (dBm)	Result
653	662	0.1	/	1	661.780	-39.55	-13	Pass
662	663	0.103	/	2	662.960	-32.31	-13	Pass
663	673	0.103	/	/	/	/	/	/

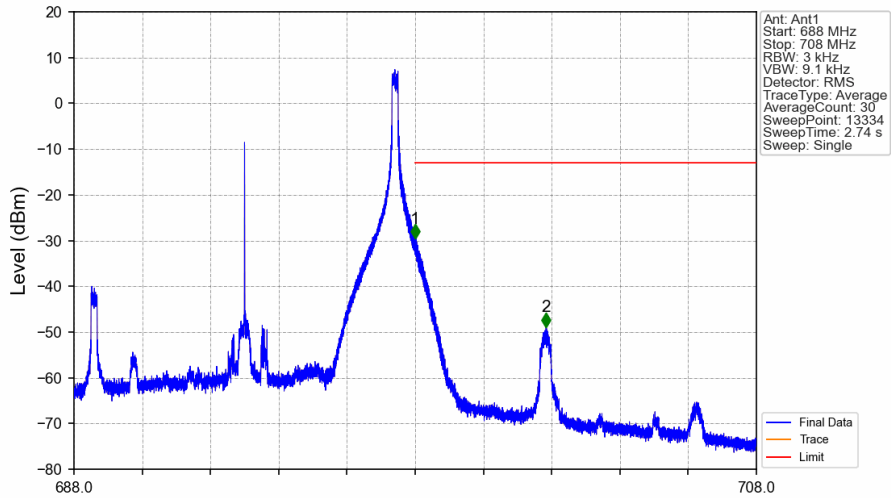
Band71\_10MHz\_16QAM\_MCH\_680.5MHz\_RB\_1\_0\_NTNV



Band71\_10MHz\_16QAM\_HCH\_693MHz\_RB\_1\_0\_NTNV

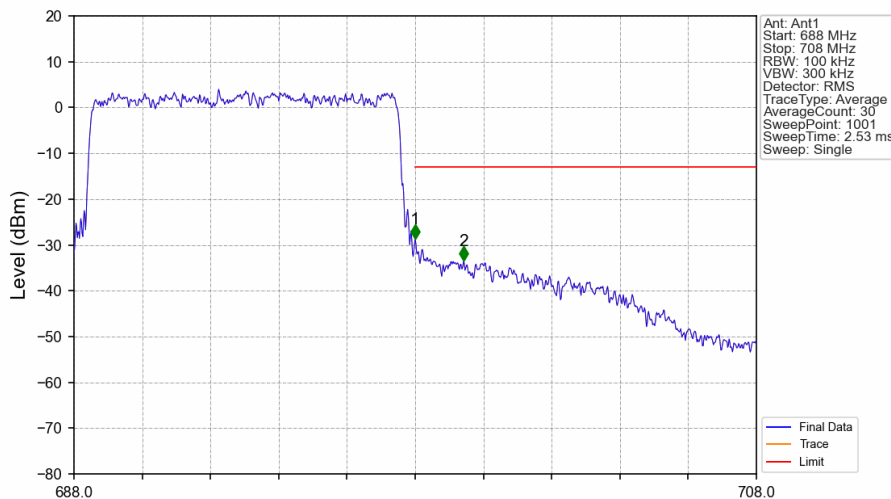


Band71\_10MHz\_16QAM\_HCH\_693MHz\_RB\_1\_49\_NTNV



Start (MHz)	Stop (MHz)	RBW (MHz)	Method	Marker No.	Freq (MHz)	Level (dBm)	Limit (dBm)	Result
688	698	0.003	/	/	/	/	/	/
698	699	0.003	/	1	698.001	-29.60	-13	Pass
699	708	0.1	/	2	701.835	-48.87	-13	Pass

Band71\_10MHz\_16QAM\_HCH\_693MHz\_RB\_50\_0\_NTNV



Start (MHz)	Stop (MHz)	RBW (MHz)	Method	Marker No.	Freq (MHz)	Level (dBm)	Limit (dBm)	Result
688	698	0.102	/	/	/	/	/	/
698	699	0.102	/	1	698.000	-28.72	-13	Pass
699	708	0.1	/	2	699.420	-33.51	-13	Pass

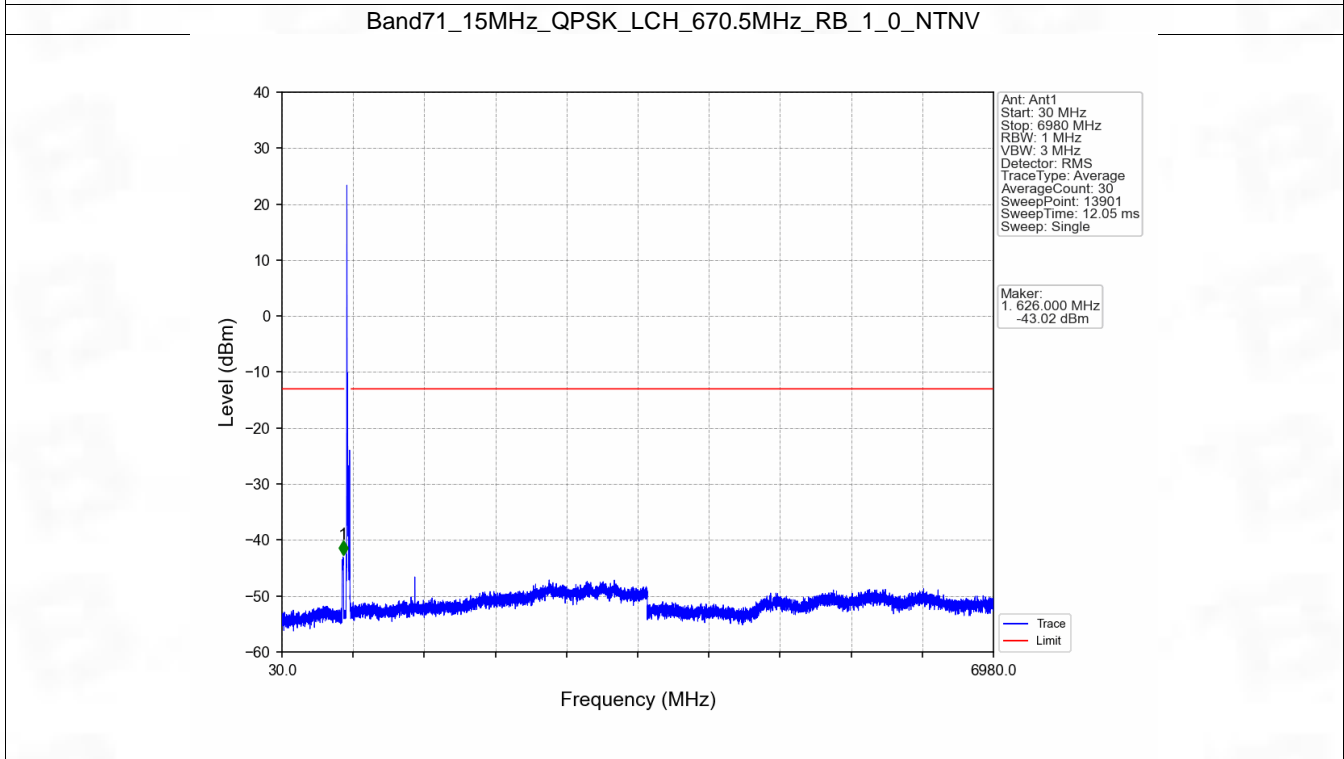
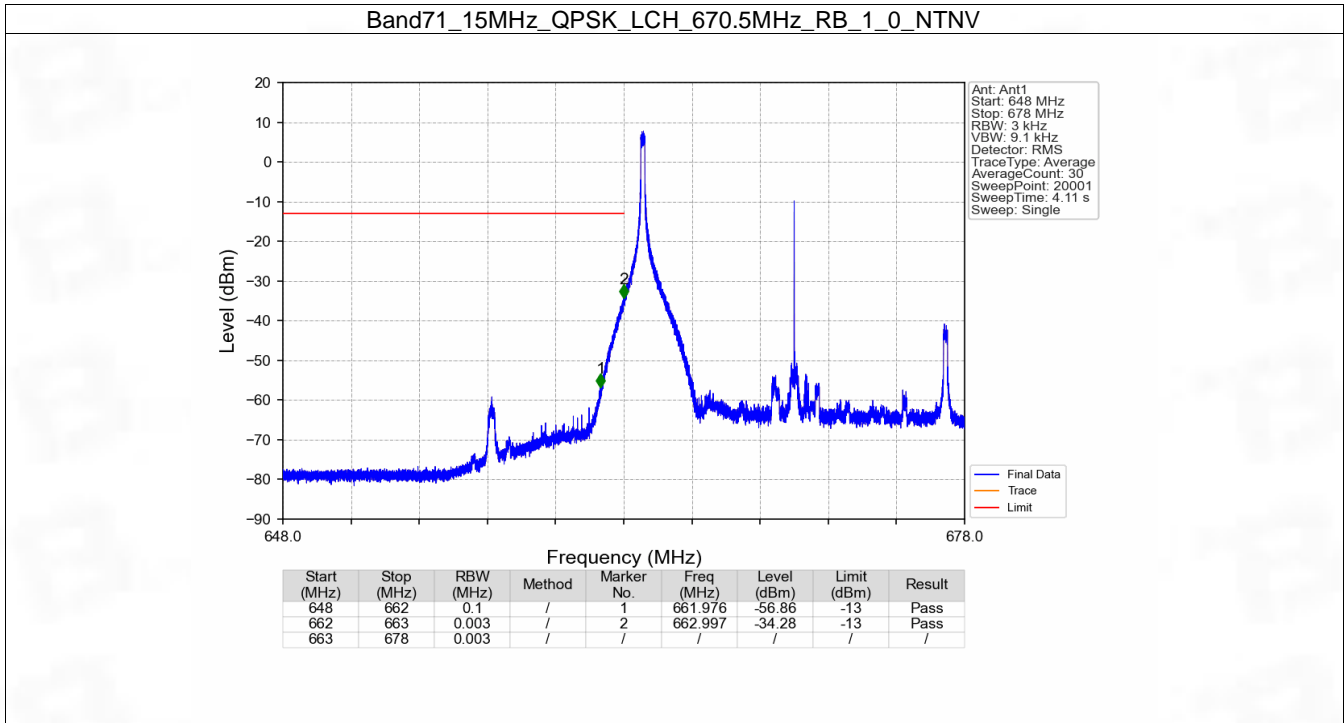


6.3 B71\_15MHz

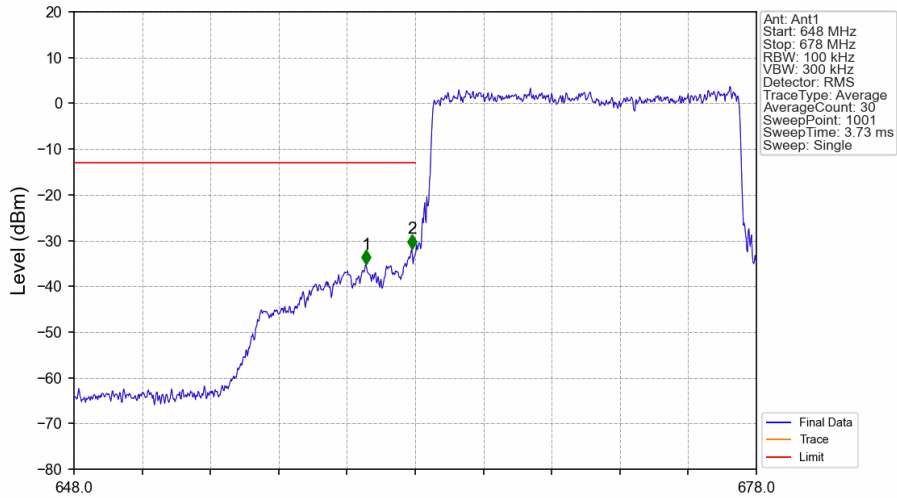
6.3.1 Test Result

Band: 71 / Bandwidth: 15MHz / NTNV						
Modulation	Frequency (MHz)	RB Allocation		Spurious Emission		Verdict
		Size	Offset	Result	Limit	
QPSK	670.5	1	0	Refer To Test Graph		Pass
		75	0	Refer To Test Graph		Pass
	690.5	1	0	Refer To Test Graph		Pass
			74	Refer To Test Graph		Pass
		75	0	Refer To Test Graph		Pass
16QAM	670.5	1	0	Refer To Test Graph		Pass
		75	0	Refer To Test Graph		Pass
	690.5	1	0	Refer To Test Graph		Pass
			74	Refer To Test Graph		Pass
		75	0	Refer To Test Graph		Pass

6.3.2 Test Graph

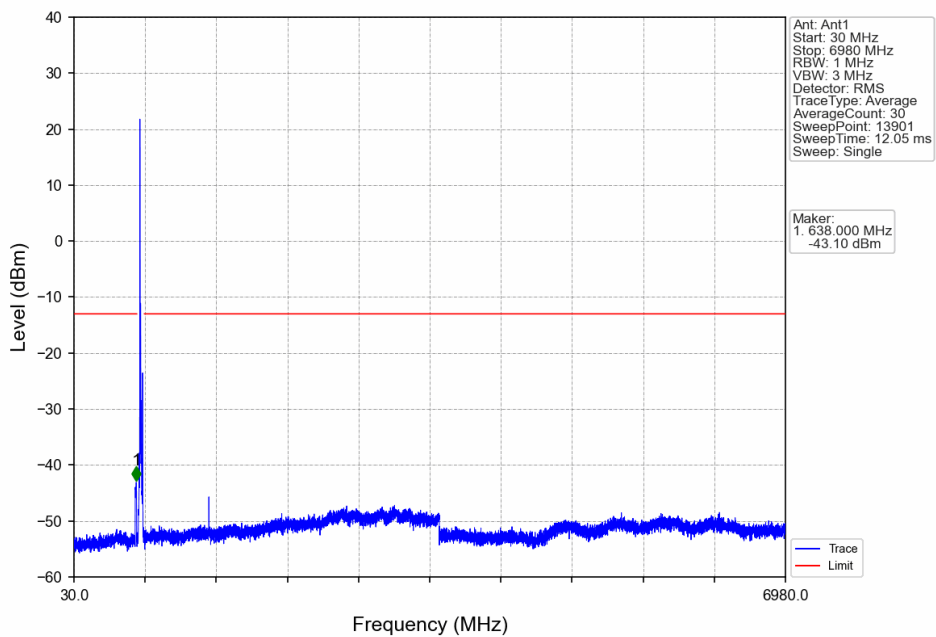


Band71\_15MHz\_QPSK\_LCH\_670.5MHz\_RB\_75\_0\_NTNV



Start (MHz)	Stop (MHz)	RBW (MHz)	Method	Marker No.	Freq (MHz)	Level (dBm)	Limit (dBm)	Result
648	662	0.1	/	1	660.840	-35.24	-13	Pass
662	663	0.152	/	2	662.850	-31.76	-13	Pass
663	678	0.152	/	/	/	/	/	/

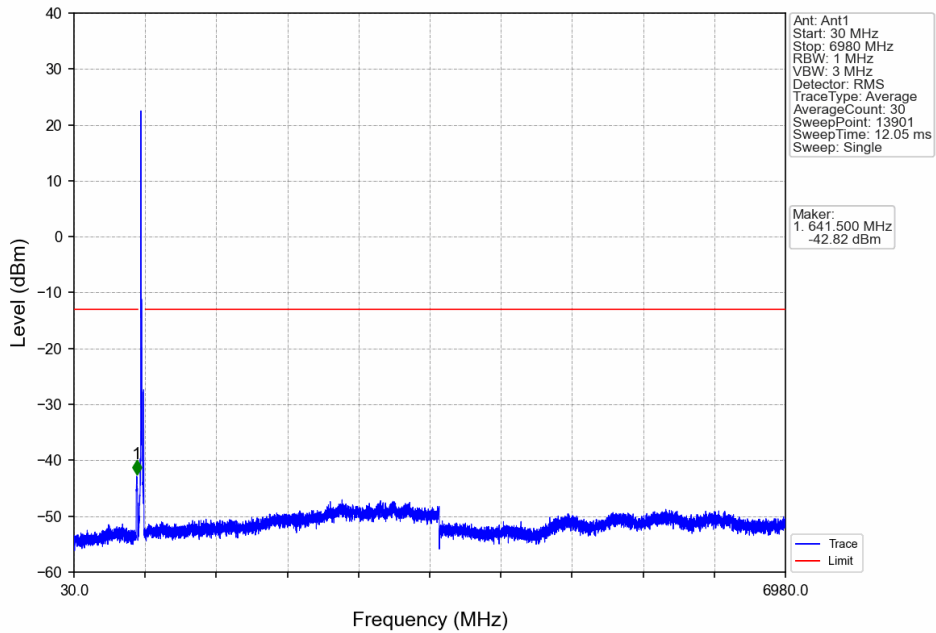
Band71\_15MHz\_QPSK\_MCH\_680.5MHz\_RB\_1\_0\_NTNV



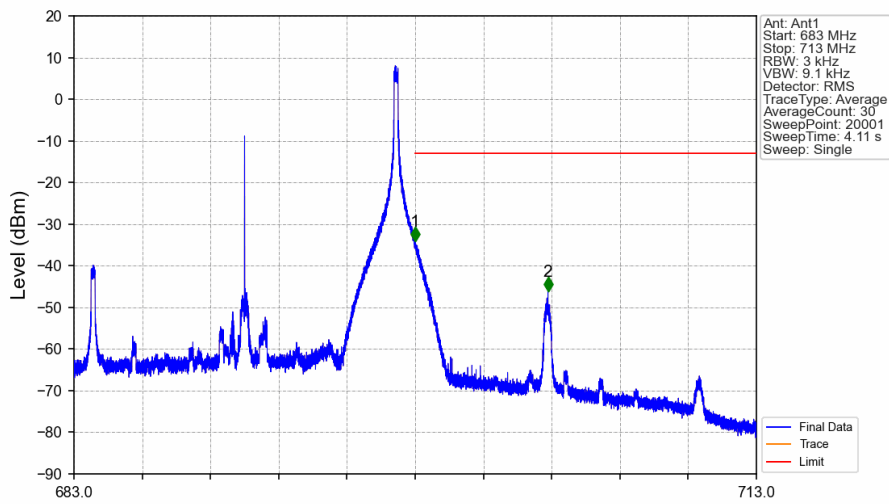
Ant: Ant1  
 Start: 30 MHz  
 Stop: 6980 MHz  
 RBW: 1 MHz  
 VBW: 3 MHz  
 Detector: RMS  
 TraceType: Average  
 AverageCount: 30  
 SweepPoint: 13901  
 SweepTime: 12.05 ms  
 Sweep: Single

Marker:  
 1: 680.000 MHz  
 -43.10 dBm

Band71\_15MHz\_QPSK\_HCH\_690.5MHz\_RB\_1\_0\_NTNV



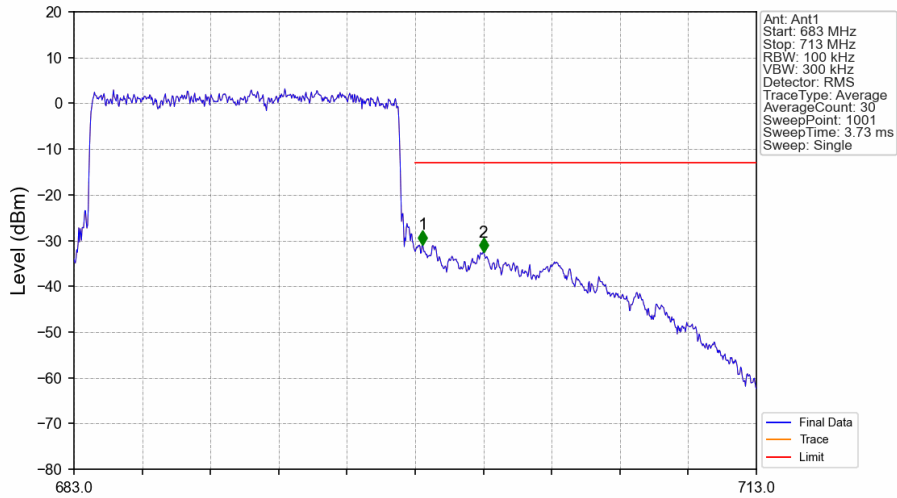
Band71\_15MHz\_QPSK\_HCH\_690.5MHz\_RB\_1\_74\_NTNV



Start (MHz)	Stop (MHz)	RBW (MHz)	Method	Marker No.	Freq (MHz)	Level (dBm)	Limit (dBm)	Result
683	698	0.003	/	/	/	/	/	/
698	699	0.003	/	1	698.000	-34.15	-13	Pass
699	713	0.1	/	2	703.835	-46.11	-13	Pass

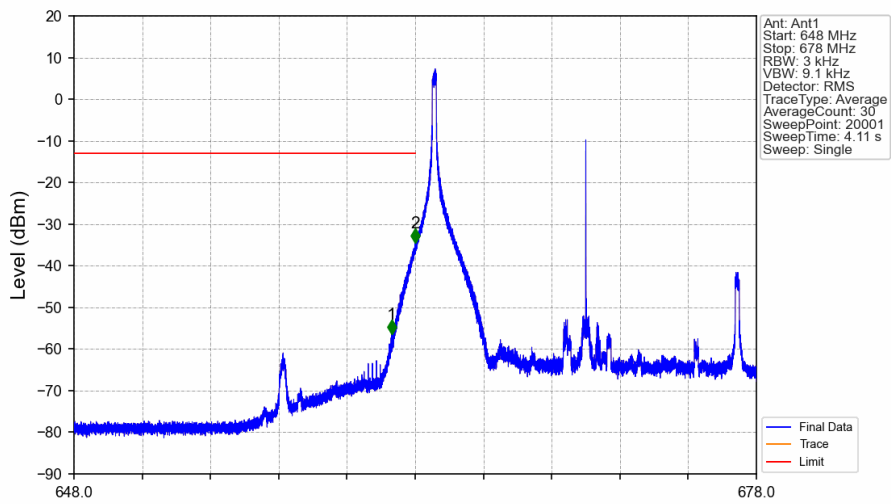


Band71\_15MHz\_QPSK\_HCH\_690.5MHz\_RB\_75\_0\_NTNV



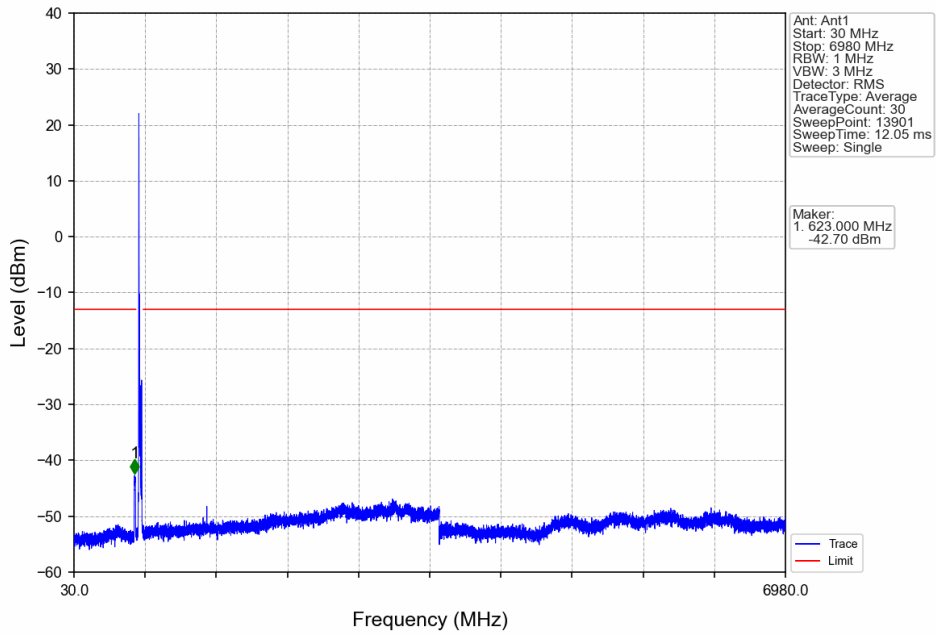
Start (MHz)	Stop (MHz)	RBW (MHz)	Method	Marker No.	Freq (MHz)	Level (dBm)	Limit (dBm)	Result
683	698	0.153	/	/	/	/	/	/
698	699	0.153	/	1	698.330	-30.88	-13	Pass
699	713	0.1	/	2	701.000	-32.61	-13	Pass

Band71\_15MHz\_16QAM\_LCH\_670.5MHz\_RB\_1\_0\_NTNV

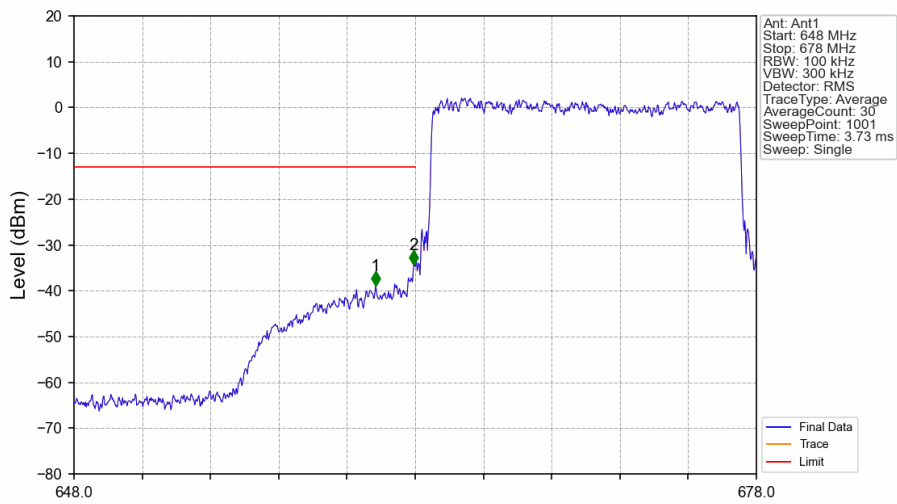


Start (MHz)	Stop (MHz)	RBW (MHz)	Method	Marker No.	Freq (MHz)	Level (dBm)	Limit (dBm)	Result
648	662	0.1	/	1	661.972	-56.38	-13	Pass
662	663	0.003	/	2	662.997	-34.55	-13	Pass
663	678	0.003	/	/	/	/	/	/

Band71\_15MHz\_16QAM\_LCH\_670.5MHz\_RB\_1\_0\_NTNV

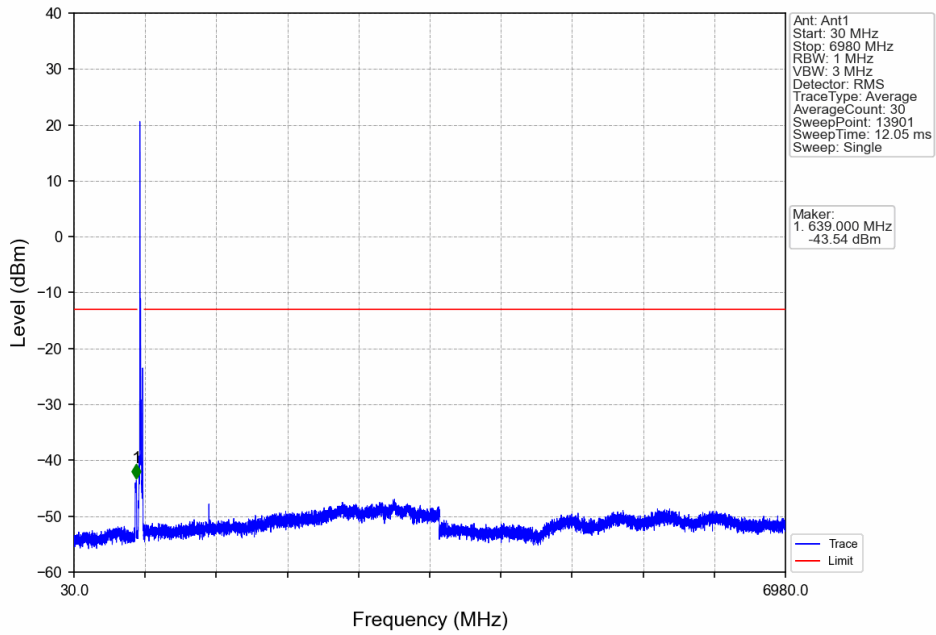


Band71\_15MHz\_16QAM\_LCH\_670.5MHz\_RB\_75\_0\_NTNV

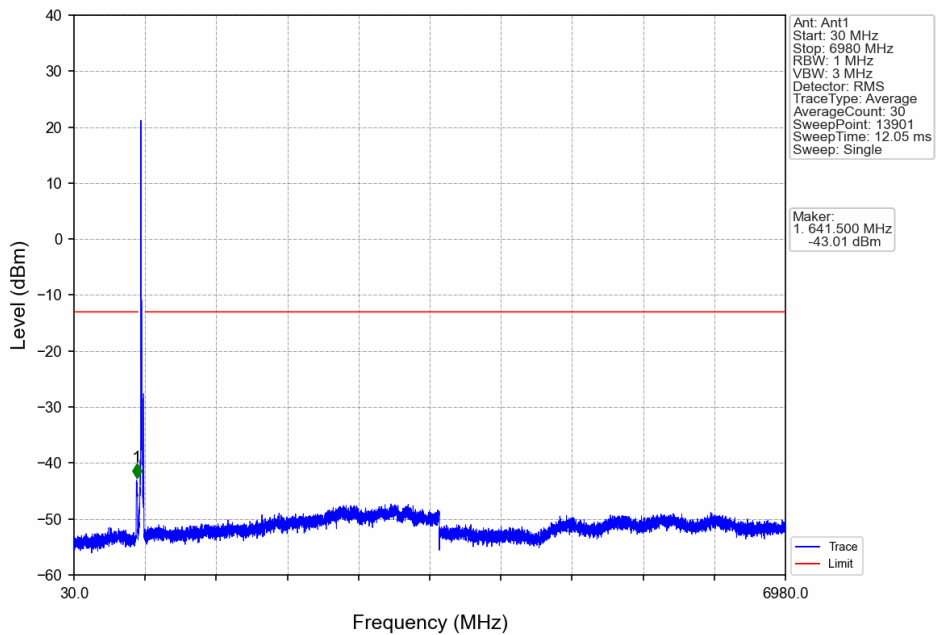


Start (MHz)	Stop (MHz)	RBW (MHz)	Method	Marker No.	Freq (MHz)	Level (dBm)	Limit (dBm)	Result
648	662	0.1	/	1	661.260	-38.98	-13	Pass
662	663	0.152	/	2	662.940	-34.31	-13	Pass
663	678	0.152	/	/	/	/	/	/

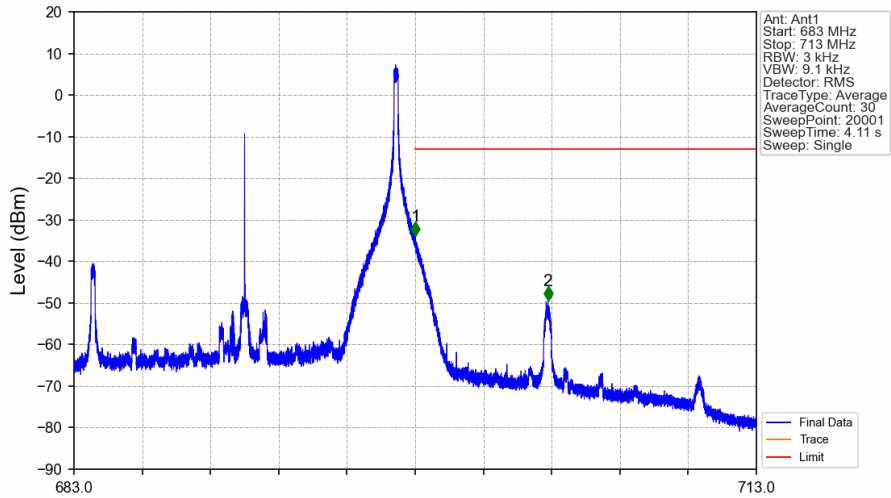
Band71\_15MHz\_16QAM\_MCH\_680.5MHz\_RB\_1\_0\_NTNV



Band71\_15MHz\_16QAM\_HCH\_690.5MHz\_RB\_1\_0\_NTNV

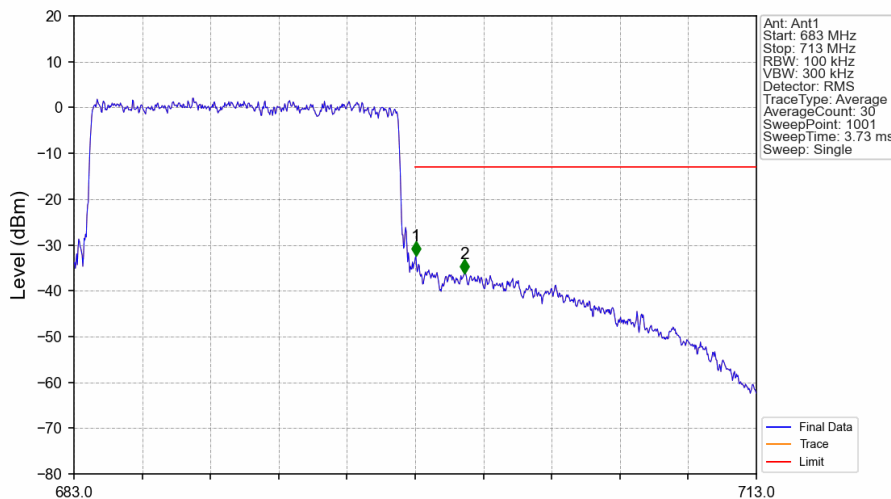


Band71\_15MHz\_16QAM\_HCH\_690.5MHz\_RB\_1\_74\_NTNV



Start (MHz)	Stop (MHz)	RBW (MHz)	Method	Marker No.	Freq (MHz)	Level (dBm)	Limit (dBm)	Result
683	698	0.003	/	/	/	/	/	/
698	699	0.003	/	1	698.005	-33.88	-13	Pass
699	713	0.1	/	2	703.837	-49.42	-13	Pass

Band71\_15MHz\_16QAM\_HCH\_690.5MHz\_RB\_75\_0\_NTNV



Start (MHz)	Stop (MHz)	RBW (MHz)	Method	Marker No.	Freq (MHz)	Level (dBm)	Limit (dBm)	Result
683	698	0.153	/	/	/	/	/	/
698	699	0.153	/	1	698.030	-32.33	-13	Pass
699	713	0.1	/	2	700.160	-36.21	-13	Pass

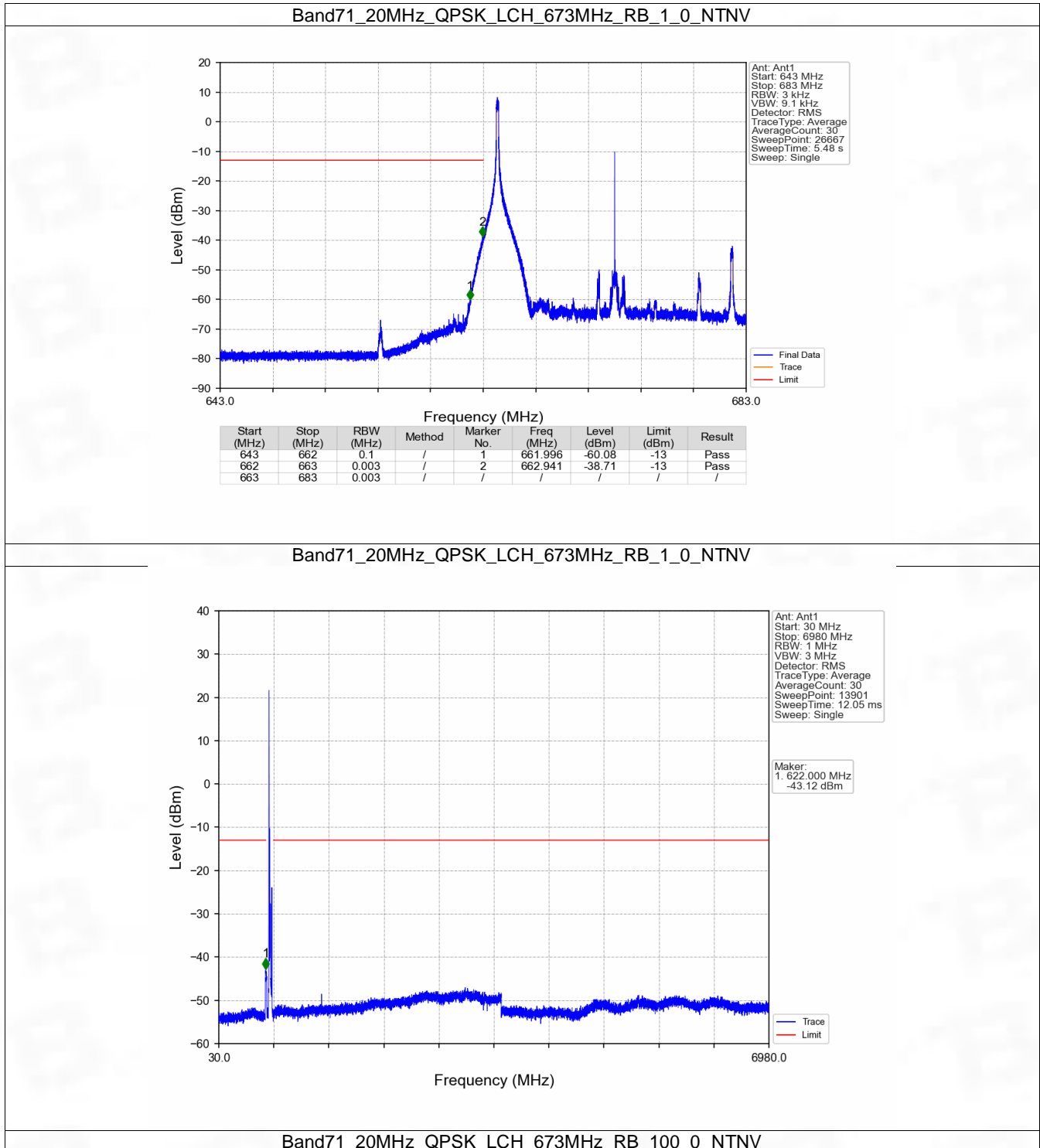


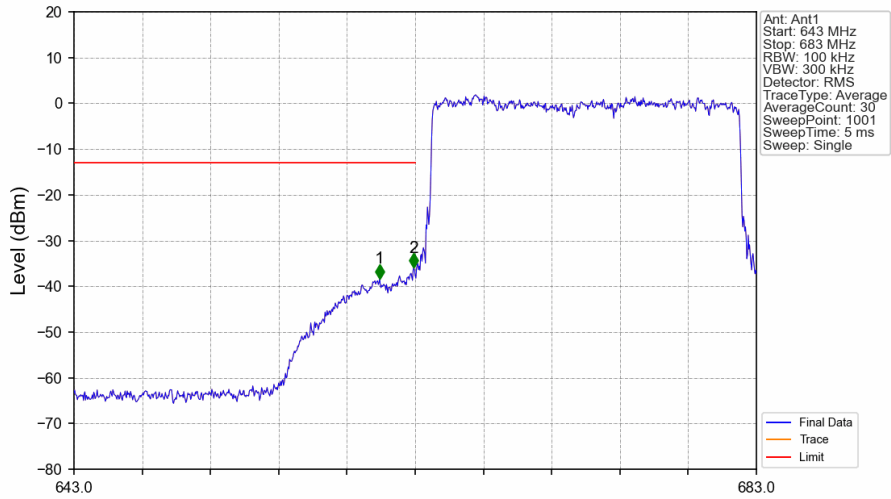
6.4 B71\_20MHz

6.4.1 Test Result

Band: 71 / Bandwidth: 20MHz / NTV						
Modulation	Frequency (MHz)	RB Allocation		Spurious Emission		Verdict
		Size	Offset	Result	Limit	
QPSK	673	1	0	Refer To Test Graph		Pass
		100	0	Refer To Test Graph		Pass
	688	1	0	Refer To Test Graph		Pass
			99	Refer To Test Graph		Pass
		100	0	Refer To Test Graph		Pass
			0	Refer To Test Graph		Pass
16QAM	673	1	0	Refer To Test Graph		Pass
		100	0	Refer To Test Graph		Pass
	688	1	0	Refer To Test Graph		Pass
			99	Refer To Test Graph		Pass
		100	0	Refer To Test Graph		Pass
			0	Refer To Test Graph		Pass

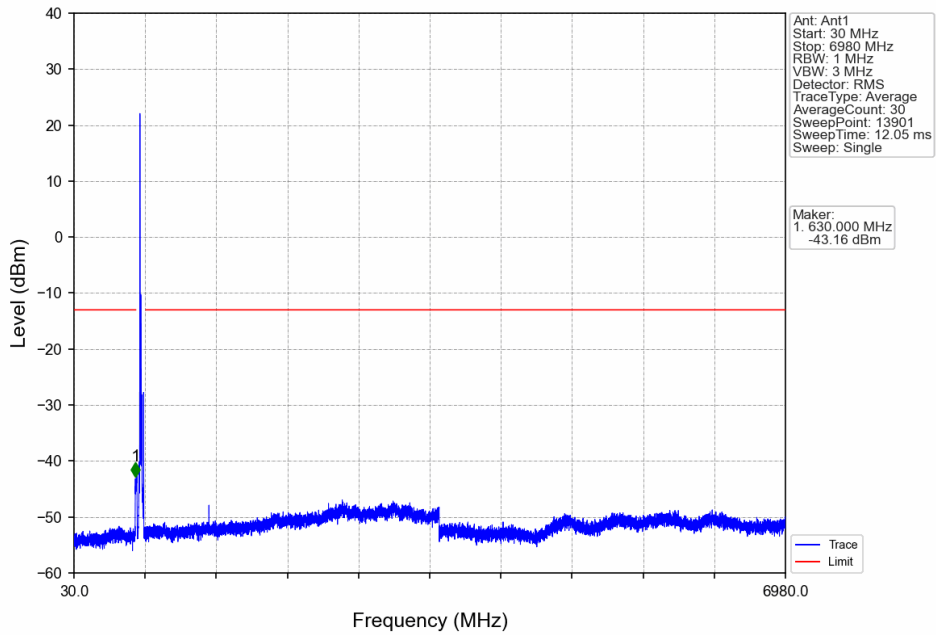
6.4.2 Test Graph



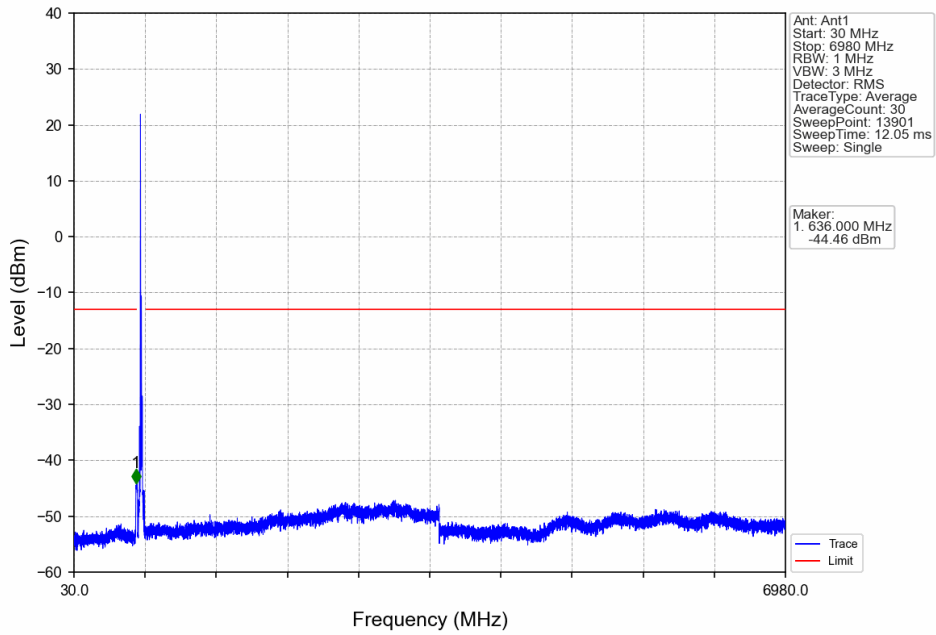


Start (MHz)	Stop (MHz)	RBW (MHz)	Method	Marker No.	Freq (MHz)	Level (dBm)	Limit (dBm)	Result
643	662	0.1	/	1	660.920	-38.29	-13	Pass
662	663	0.201	/	2	662.920	-35.89	-13	Pass
663	683	0.201	/	/	/	/	/	/

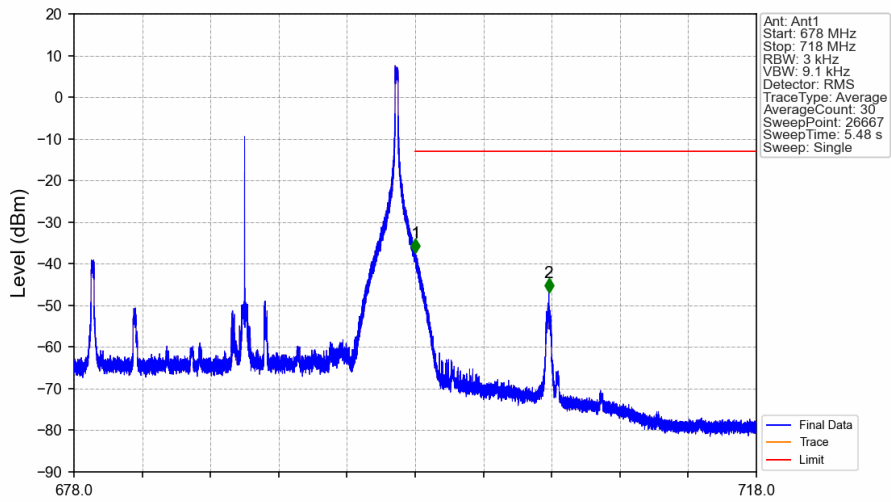
Band71\_20MHz\_QPSK\_MCH\_683MHz\_RB\_1\_0\_NTNV



Band71\_20MHz\_QPSK\_HCH\_688MHz\_RB\_1\_0\_NTNV



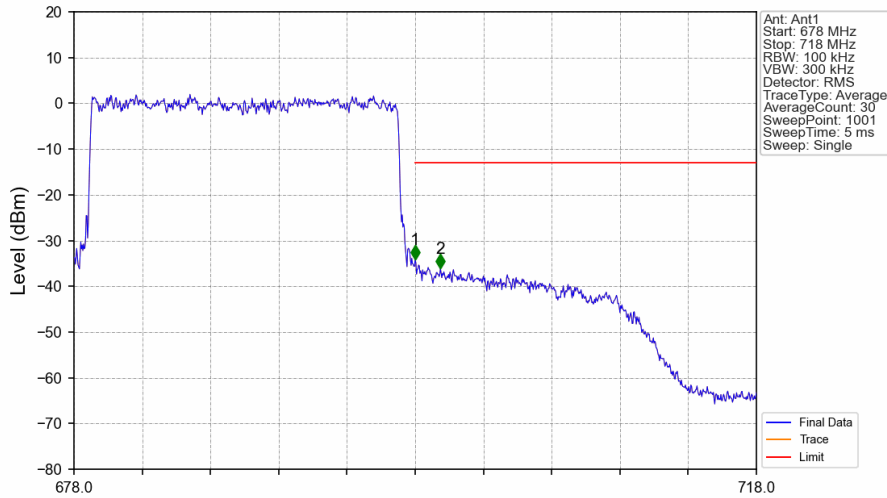
Band71\_20MHz\_QPSK\_HCH\_688MHz\_RB\_1\_99\_NTNV



Start (MHz)	Stop (MHz)	RBW (MHz)	Method	Marker No.	Freq (MHz)	Level (dBm)	Limit (dBm)	Result
678	698	0.003	/	/	/	/	/	/
698	699	0.003	/	1	698.018	-37.37	-13	Pass
699	718	0.1	/	2	705.833	-47.02	-13	Pass

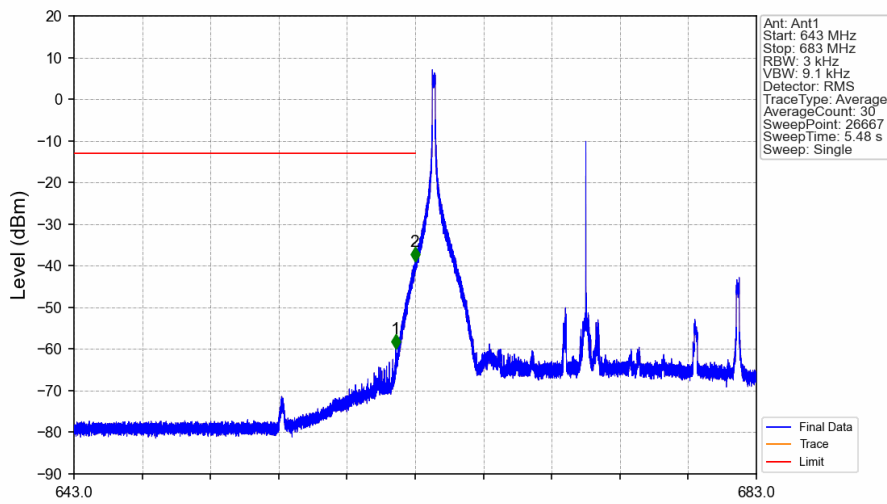


Band71\_20MHz\_QPSK\_HCH\_688MHz\_RB\_100\_0\_NTNV



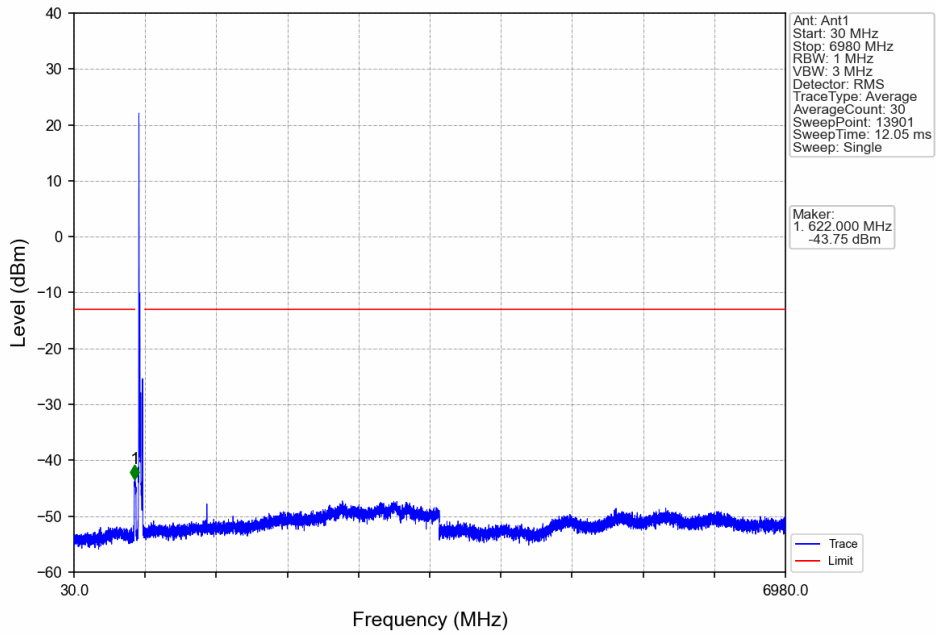
Start (MHz)	Stop (MHz)	RBW (MHz)	Method	Marker No.	Freq (MHz)	Level (dBm)	Limit (dBm)	Result
678	698	0.204	/	/	/	/	/	/
698	699	0.204	/	1	698.000	-34.13	-13	Pass
699	718	0.1	/	2	699.480	-36.09	-13	Pass

Band71\_20MHz\_16QAM\_LCH\_673MHz\_RB\_1\_0\_NTNV

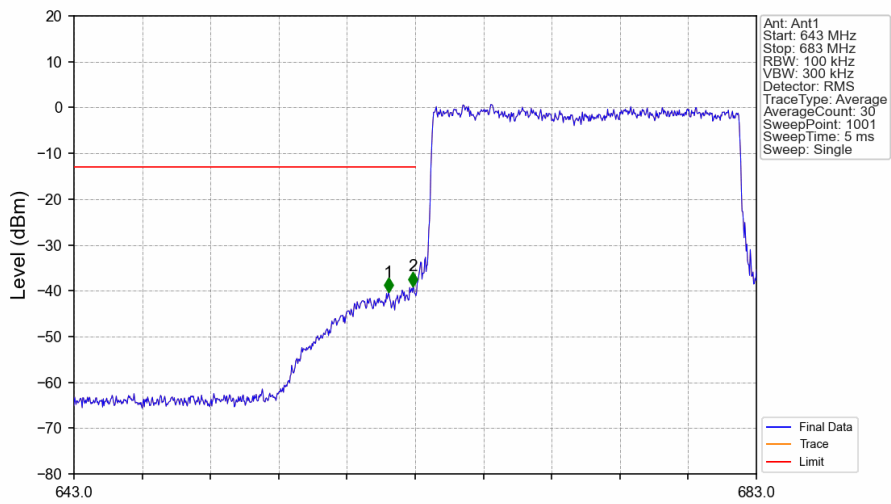


Start (MHz)	Stop (MHz)	RBW (MHz)	Method	Marker No.	Freq (MHz)	Level (dBm)	Limit (dBm)	Result
643	662	0.1	/	/	/	/	/	/
662	663	0.003	/	1	661.860	-59.96	-13	Pass
663	683	0.003	/	2	662.984	-38.97	-13	Pass

Band71\_20MHz\_16QAM\_LCH\_673MHz\_RB\_1\_0\_NTNV

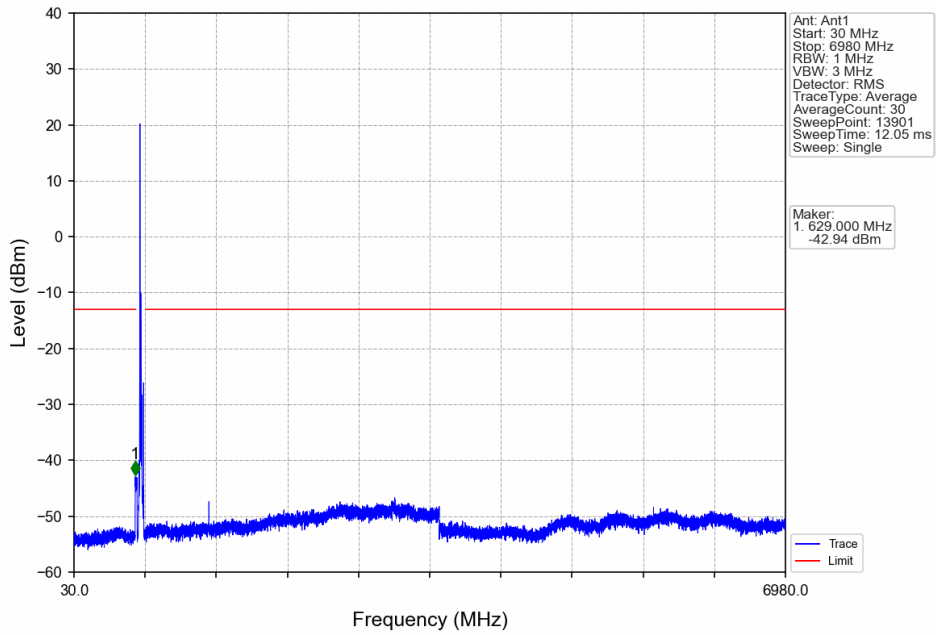


Band71\_20MHz\_16QAM\_LCH\_673MHz\_RB\_100\_0\_NTNV

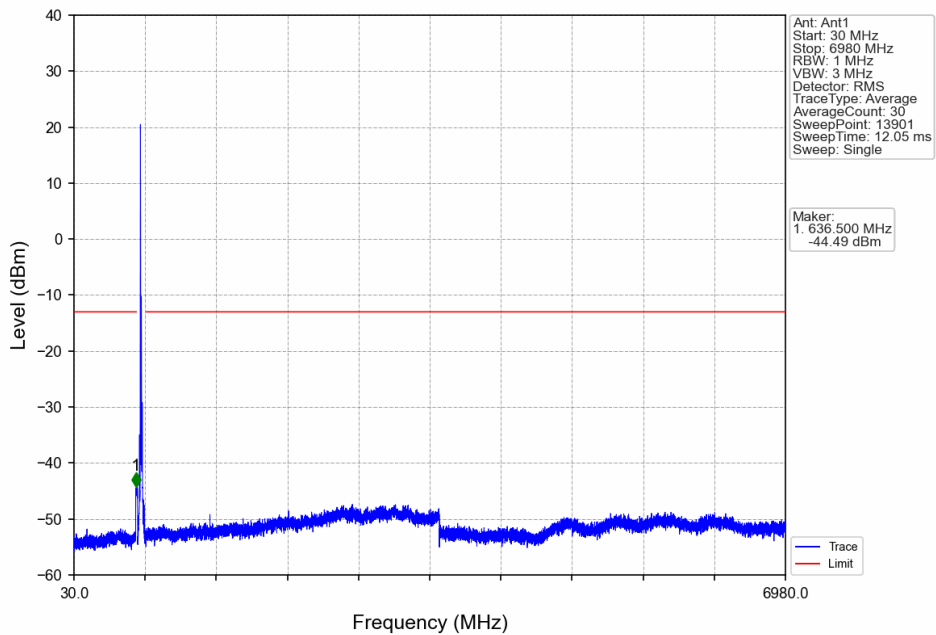


Start (MHz)	Stop (MHz)	RBW (MHz)	Method	Marker No.	Freq (MHz)	Level (dBm)	Limit (dBm)	Result
643	662	0.1	/	1	661.440	-40.37	-13	Pass
662	663	0.201	/	2	662.880	-39.01	-13	Pass
663	683	0.201	/	/	/	/	/	/

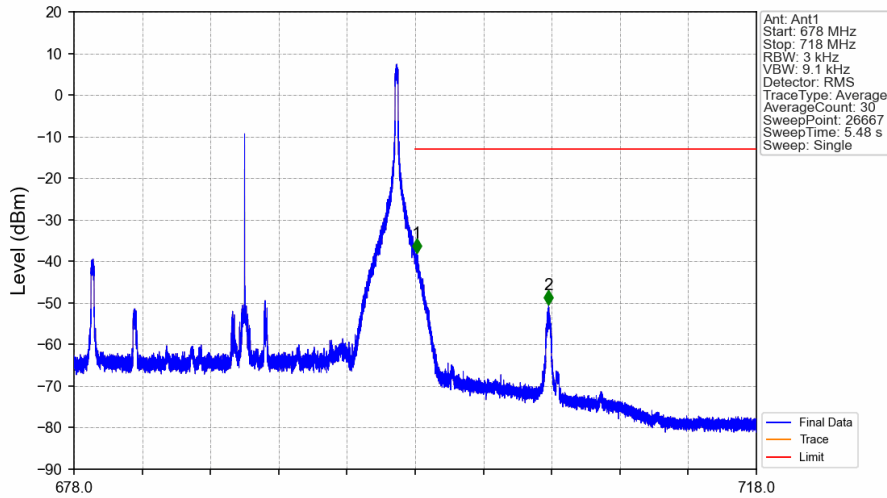
Band71\_20MHz\_16QAM\_MCH\_683MHz\_RB\_1\_0\_NTNV



Band71\_20MHz\_16QAM\_HCH\_688MHz\_RB\_1\_0\_NTNV

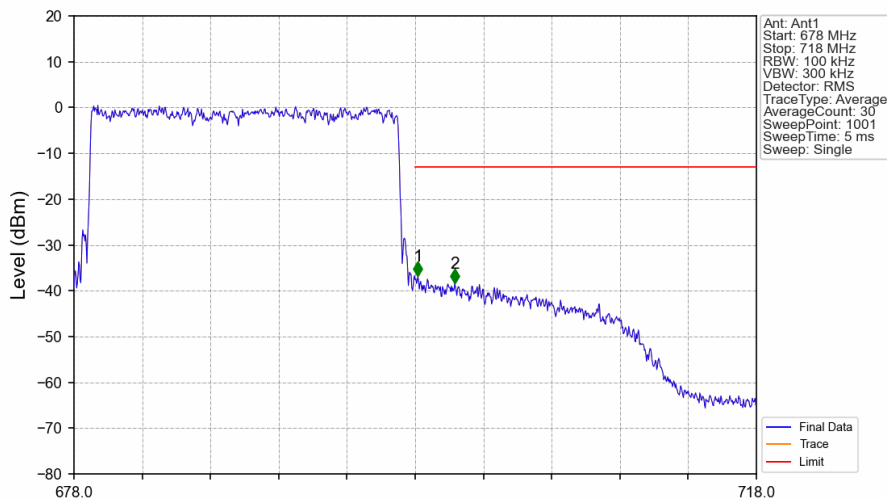


Band71\_20MHz\_16QAM\_HCH\_688MHz\_RB\_1\_99\_NTNV



Start (MHz)	Stop (MHz)	RBW (MHz)	Method	Marker No.	Freq (MHz)	Level (dBm)	Limit (dBm)	Result
678	698	0.003	/	/	/	/	/	/
698	699	0.003	/	1	698.087	-38.08	-13	Pass
699	718	0.1	/	2	705.821	-50.51	-13	Pass

Band71\_20MHz\_16QAM\_HCH\_688MHz\_RB\_100\_0\_NTNV



Start (MHz)	Stop (MHz)	RBW (MHz)	Method	Marker No.	Freq (MHz)	Level (dBm)	Limit (dBm)	Result
678	698	0.201	/	/	/	/	/	/
698	699	0.201	/	1	698.160	-36.86	-13	Pass
699	718	0.1	/	2	700.320	-38.39	-13	Pass



## 7. Form731

### 7.1 Form731\_Power

#### 7.1.1 Test Result

Band	BW	Lower Freq	High Freq	MAX Power (W)	Value	Hz/ppm	Emission Designator	Rule Parts	MAX Power (dBm)
71	5	665.5	695.5	0.2780	0.0196	ppm	4M59G7D	27N	24.44
71	5	665.5	695.5	0.2118	0.0176	ppm	4M59W7D	27N	23.26
71	10	668	693	0.2825	0.0152	ppm	9M08G7D	27N	24.51
71	10	668	693	0.2084	0.0176	ppm	9M07W7D	27N	23.19
71	15	670.5	690.5	0.2773	0.0175	ppm	13M6G7D	27N	24.43
71	15	670.5	690.5	0.2084	0.0136	ppm	13M6W7D	27N	23.19
71	20	673	688	0.2812	0.0151	ppm	18M2G7D	27N	24.49
71	20	673	688	0.2046	0.0172	ppm	18M2W7D	27N	23.11

### 7.2 Form731\_ERP

#### 7.2.1 Test Result

Band	BW	Lower Freq	High Freq	MAX Power (W)	Value	Hz/ppm	Emission Designator	Rule Parts	MAX Power (dBm)
71	5	665.5	695.5	0.1919	0.0196	ppm	4M59G7D	27N	22.83
71	5	665.5	695.5	0.1462	0.0176	ppm	4M59W7D	27N	21.65
71	10	668	693	0.1950	0.0152	ppm	9M08G7D	27N	22.90
71	10	668	693	0.1439	0.0176	ppm	9M07W7D	27N	21.58
71	15	670.5	690.5	0.1914	0.0175	ppm	13M6G7D	27N	22.82
71	15	670.5	690.5	0.1439	0.0136	ppm	13M6W7D	27N	21.58
71	20	673	688	0.1941	0.0151	ppm	18M2G7D	27N	22.88
71	20	673	688	0.1413	0.0172	ppm	18M2W7D	27N	21.50