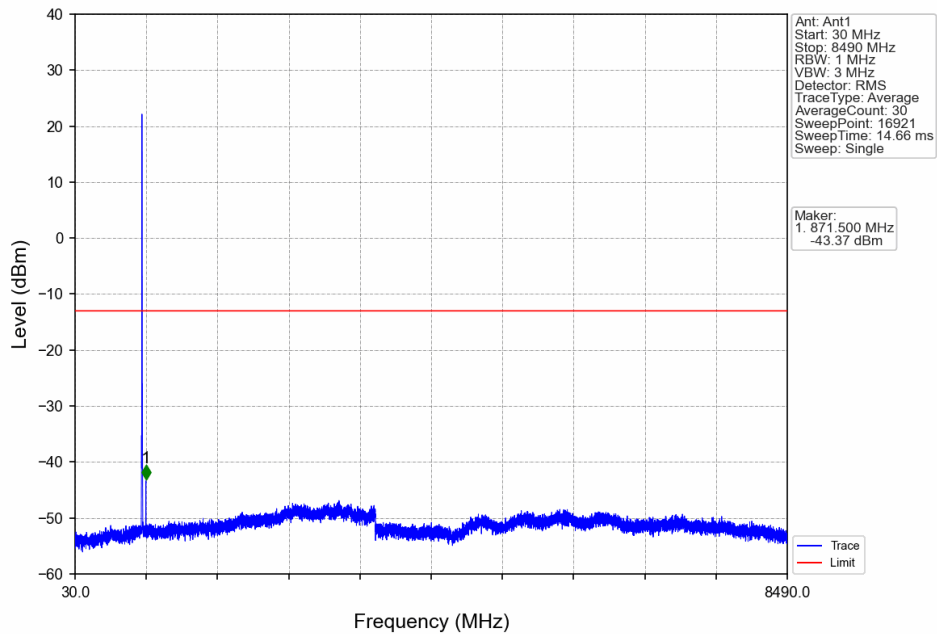
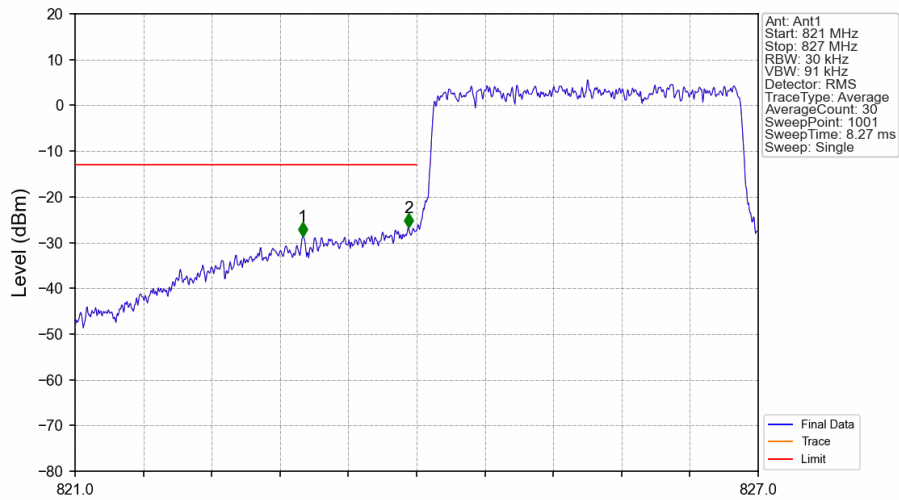


Band5_3MHz_16QAM_LCH_825.5MHz_RB_1_0_NTNV

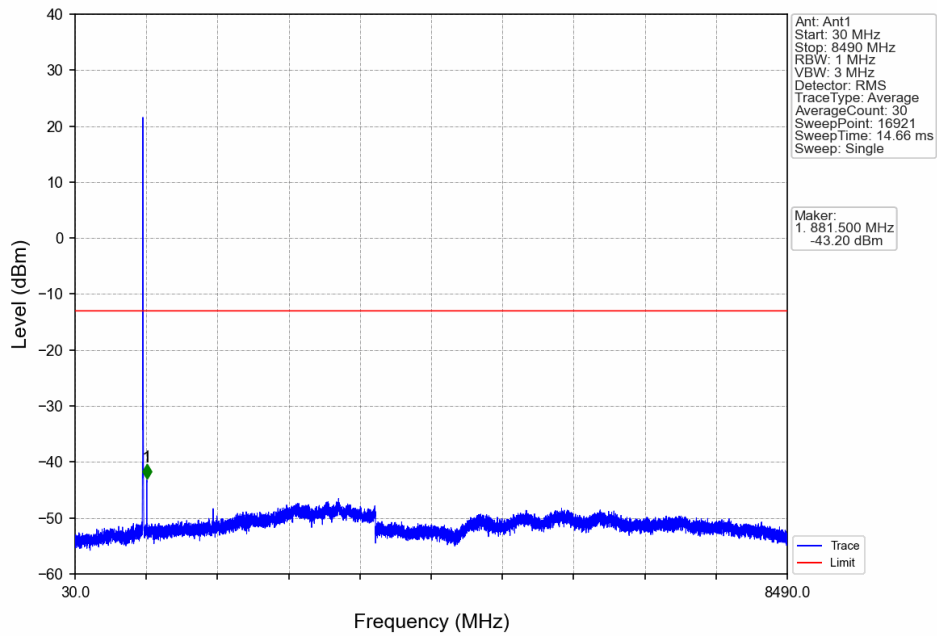


Band5_3MHz_16QAM_LCH_825.5MHz_RB_15_0_NTNV

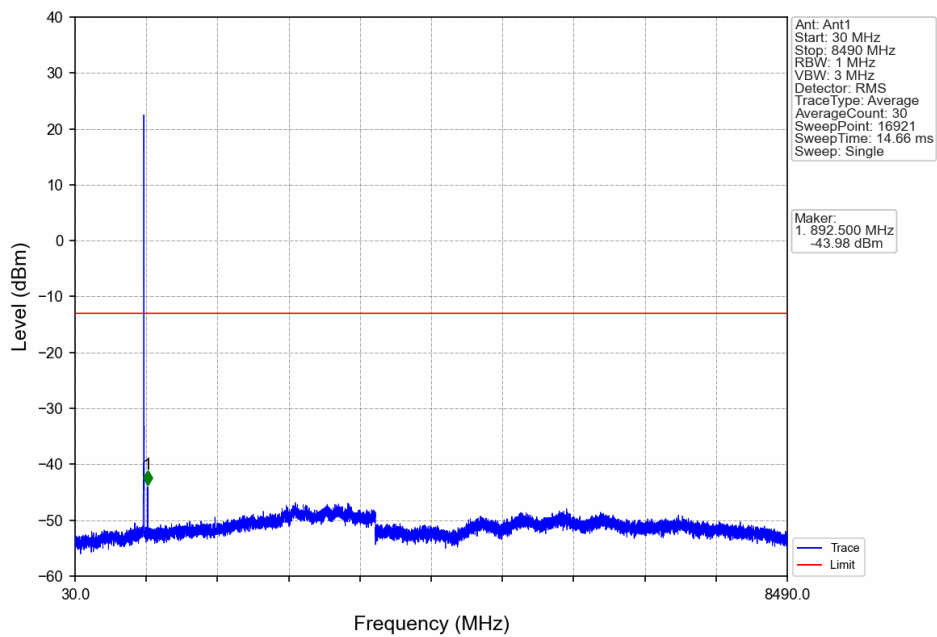


Start (MHz)	Stop (MHz)	RBW (MHz)	Method	Marker No.	Freq (MHz)	Level (dBm)	Limit (dBm)	Result
821	823	0.1	/	1	822.998	-28.76	-13	Pass
823	824	0.03	/	2	823.928	-26.69	-13	Pass
824	827	0.03	/	/	/	/	/	/

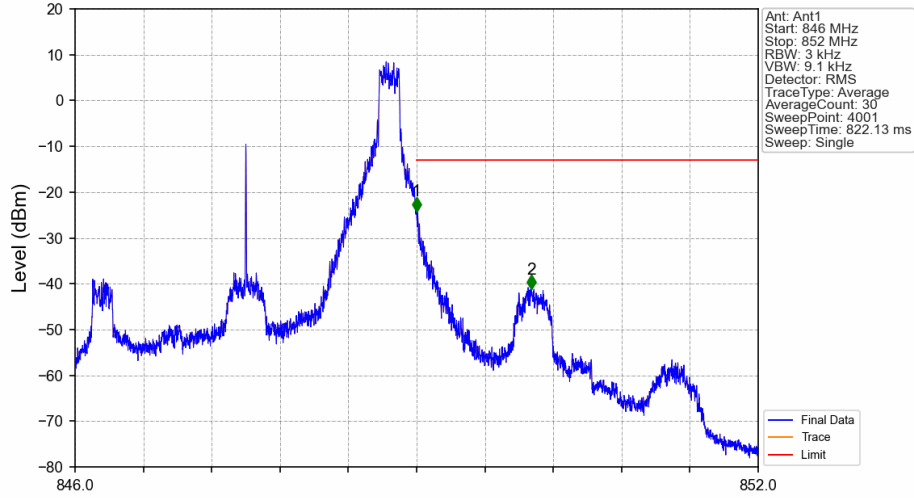
Band5_3MHz_16QAM_MCH_836.5MHz_RB_1_0_NTNV



Band5_3MHz_16QAM_HCH_847.5MHz_RB_1_0_NTNV

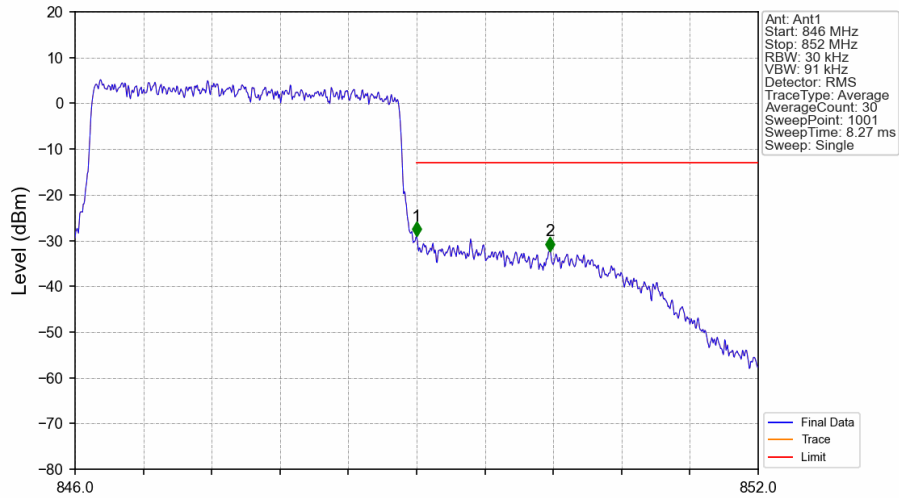


Band5_3MHz_16QAM_HCH_847.5MHz_RB_1_14_NTNV



Start (MHz)	Stop (MHz)	RBW (MHz)	Method	Marker No.	Freq (MHz)	Level (dBm)	Limit (dBm)	Result
846	849	0.003	/	/	/	/	/	/
849	850	0.003	/	1	849.000	-24.19	-13	Pass
850	852	0.1	/	2	850.005	-41.19	-13	Pass

Band5_3MHz_16QAM_HCH_847.5MHz_RB_15_0_NTNV



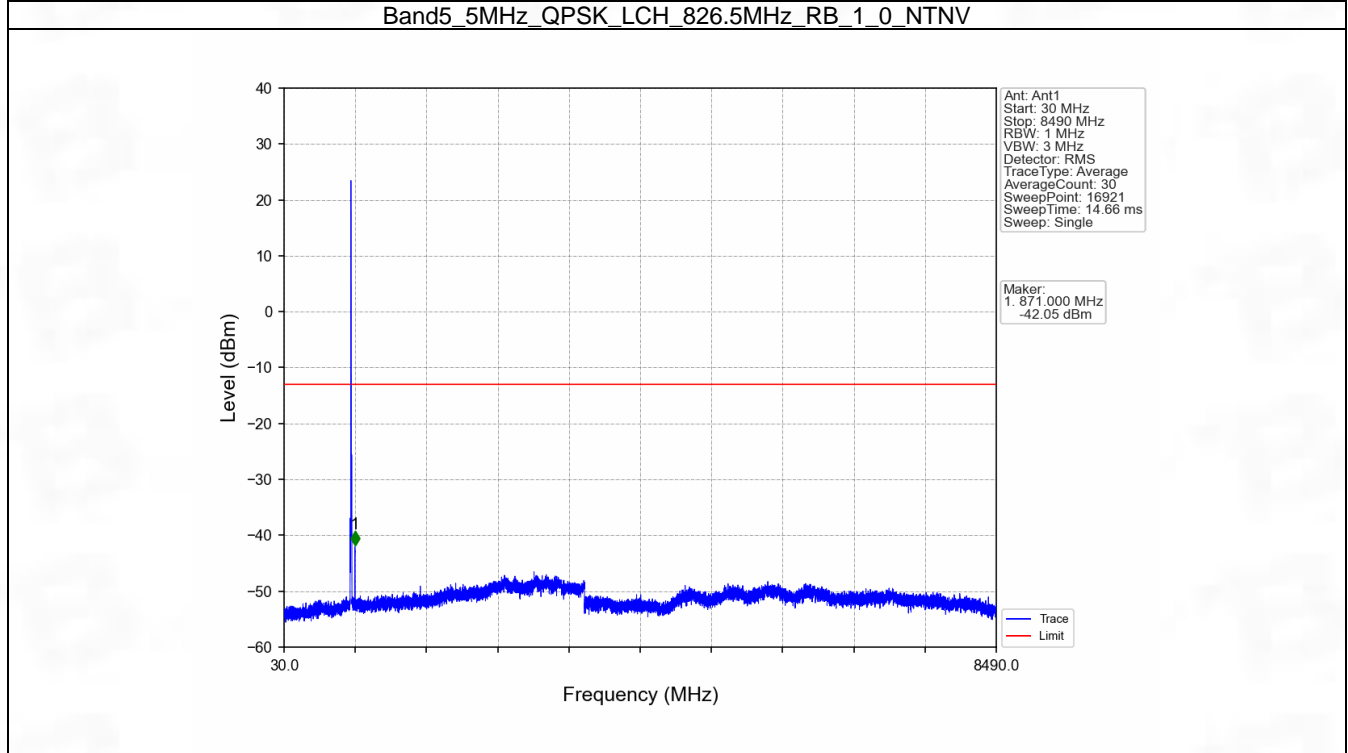
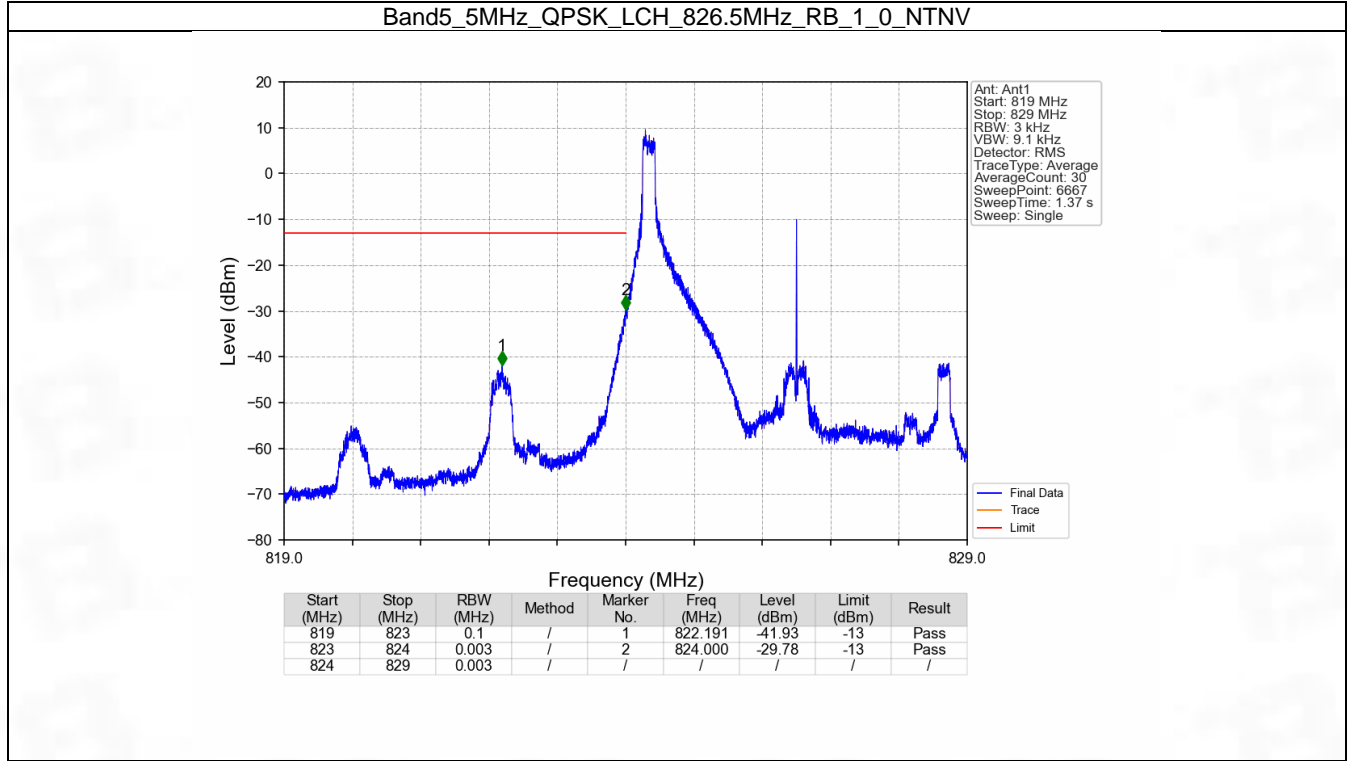
Start (MHz)	Stop (MHz)	RBW (MHz)	Method	Marker No.	Freq (MHz)	Level (dBm)	Limit (dBm)	Result
846	849	0.03	/	/	/	/	/	/
849	850	0.03	/	1	849.000	-29.09	-13	Pass
850	852	0.1	/	2	850.170	-32.29	-13	Pass

6.3 B5_5MHz

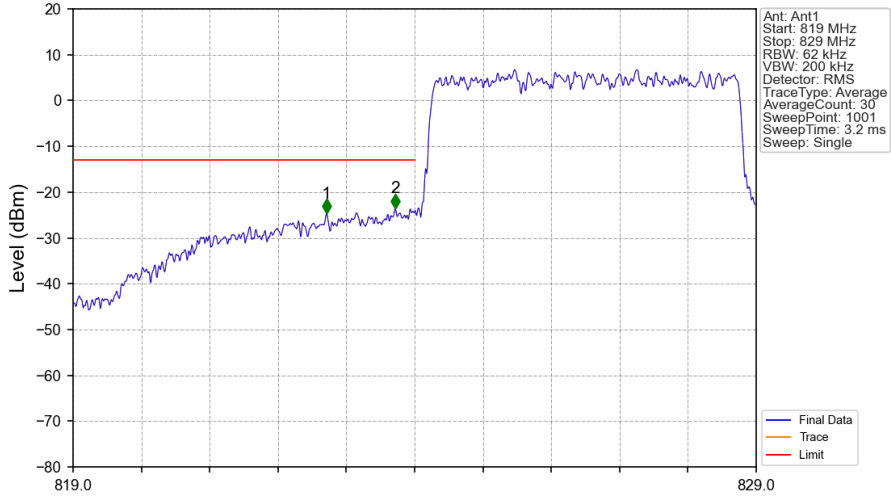
6.3.1 Test Result

Band: 5 / Bandwidth: 5MHz / NTN						
Modulation	Frequency (MHz)	RB Allocation		Spurious Emission		Verdict
		Size	Offset	Result	Limit	
QPSK	826.5	1	0	Refer To Test Graph		Pass
		25	0	Refer To Test Graph		Pass
	846.5	1	0	Refer To Test Graph		Pass
		1	24	Refer To Test Graph		Pass
		25	0	Refer To Test Graph		Pass
		25	0	Refer To Test Graph		Pass
16QAM	826.5	1	0	Refer To Test Graph		Pass
		25	0	Refer To Test Graph		Pass
	846.5	1	0	Refer To Test Graph		Pass
		1	24	Refer To Test Graph		Pass
		25	0	Refer To Test Graph		Pass
		25	0	Refer To Test Graph		Pass

6.3.2 Test Graph

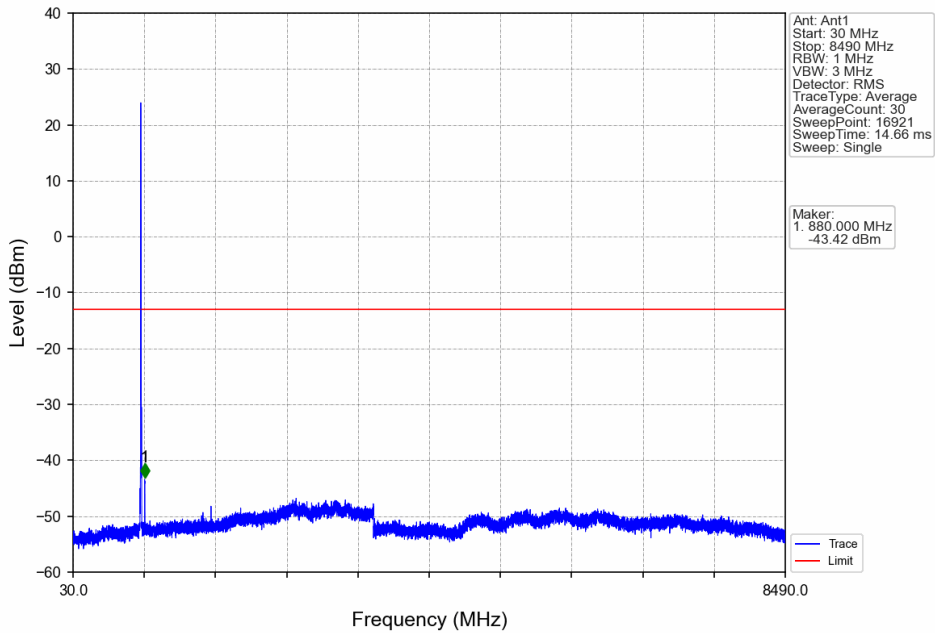


Band5_5MHz_QPSK_LCH_826.5MHz_RB_25_0_NTNV

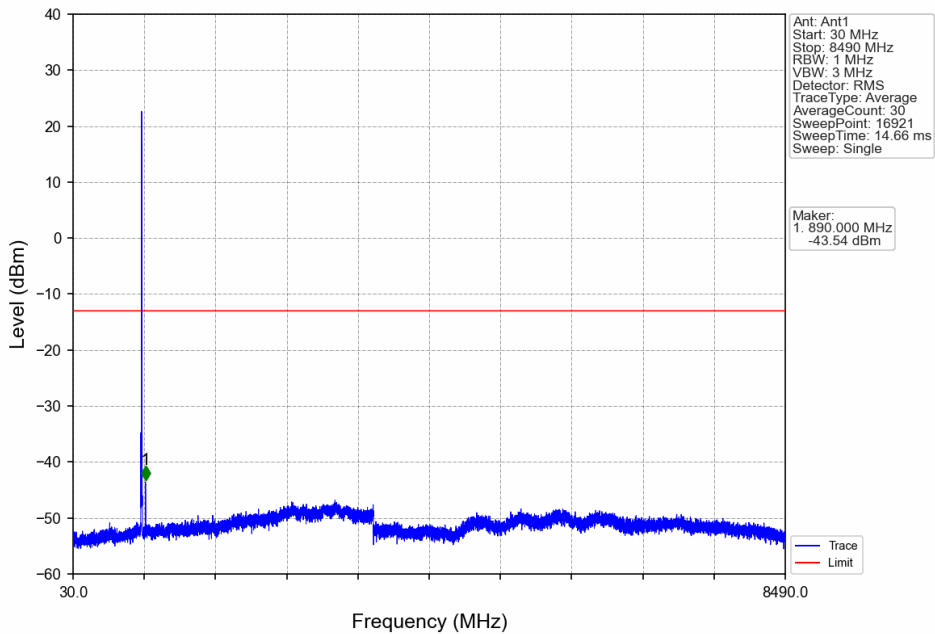


Start (MHz)	Stop (MHz)	RBW (MHz)	Method	Marker No.	Freq (MHz)	Level (dBm)	Limit (dBm)	Result
819	823	0.1	/	1	822.710	-24.59	-13	Pass
823	824	0.062	/	2	823.720	-23.48	-13	Pass
824	829	0.062	/	/	/	/	/	/

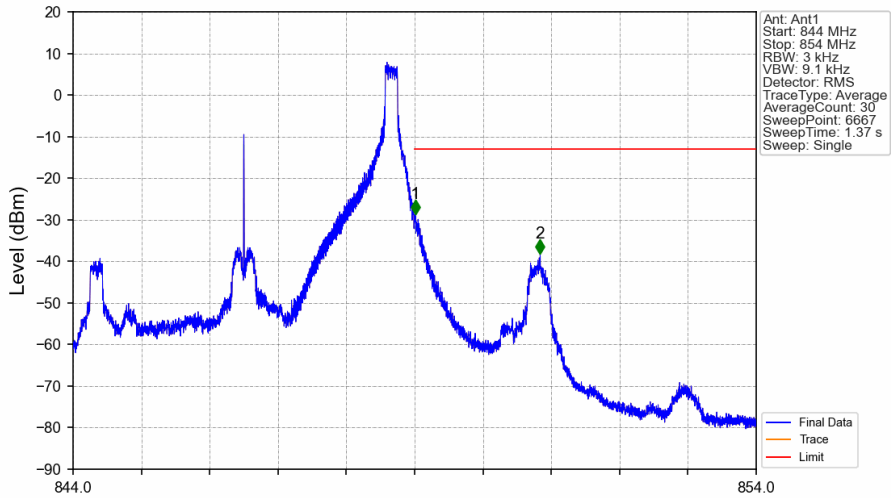
Band5_5MHz_QPSK_MCH_836.5MHz_RB_1_0_NTNV



Band5_5MHz_QPSK_HCH_846.5MHz_RB_1_0_NTNV

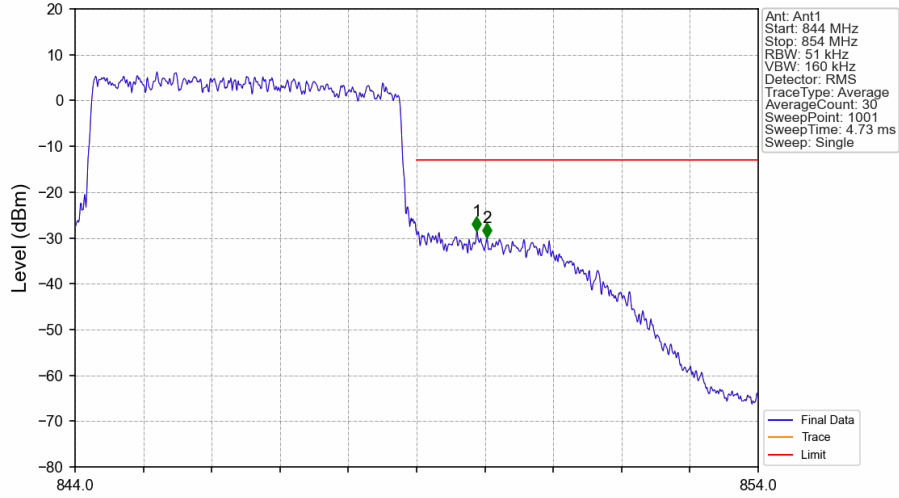


Band5_5MHz_QPSK_HCH_846.5MHz_RB_1_24_NTNV



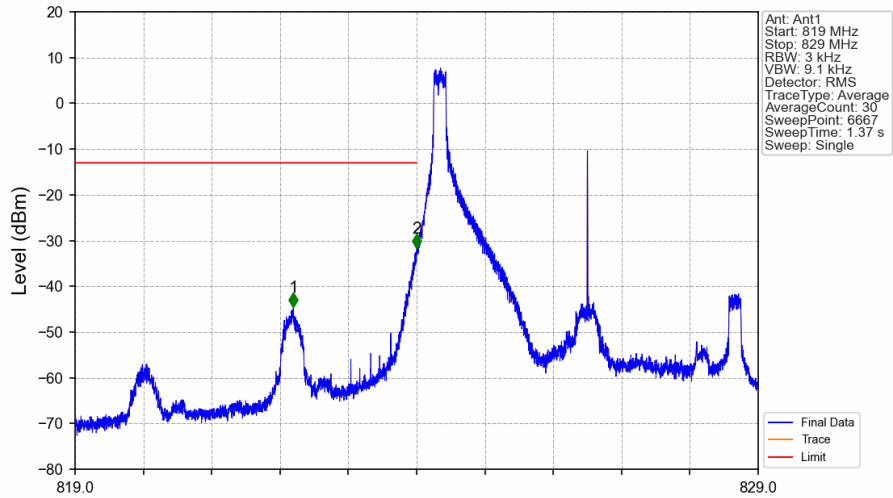
Start (MHz)	Stop (MHz)	RBW (MHz)	Method	Marker No.	Freq (MHz)	Level (dBm)	Limit (dBm)	Result
844	849	0.003	/	1	849.009	-28.61	-13	Pass
849	850	0.003	/	1	849.009	-28.61	-13	Pass
850	854	0.1	/	2	850.838	-38.12	-13	Pass

Band5_5MHz_QPSK_HCH_846.5MHz_RB_25_0_NTNV



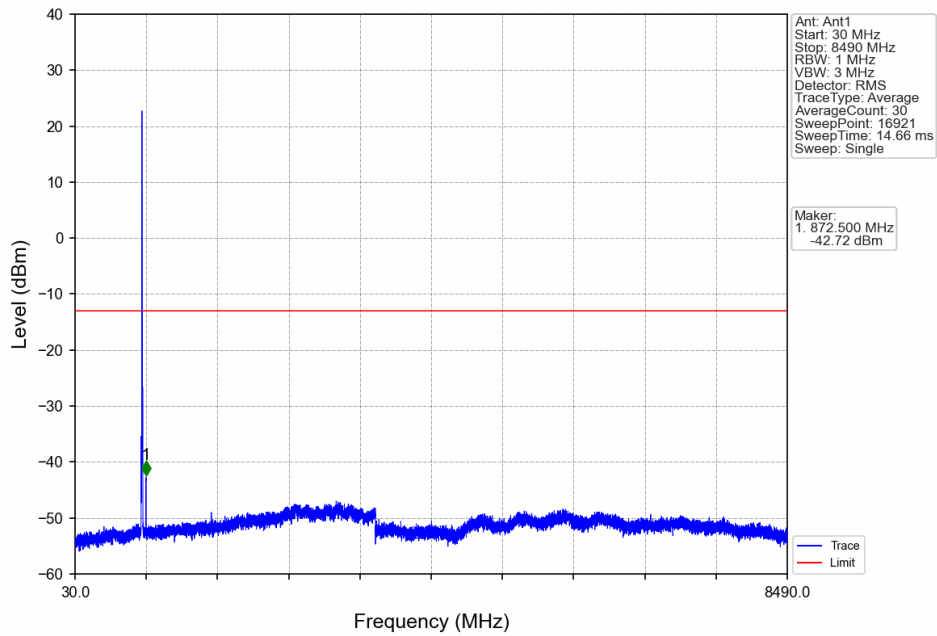
Start (MHz)	Stop (MHz)	RBW (MHz)	Method	Marker No.	Freq (MHz)	Level (dBm)	Limit (dBm)	Result
844	849	0.051	/	/	/	/	/	/
849	850	0.051	/	1	849.880	-28.54	-13	Pass
850	854	0.1	/	2	850.030	-29.94	-13	Pass

Band5_5MHz_16QAM_LCH_826.5MHz_RB_1_0_NTNV

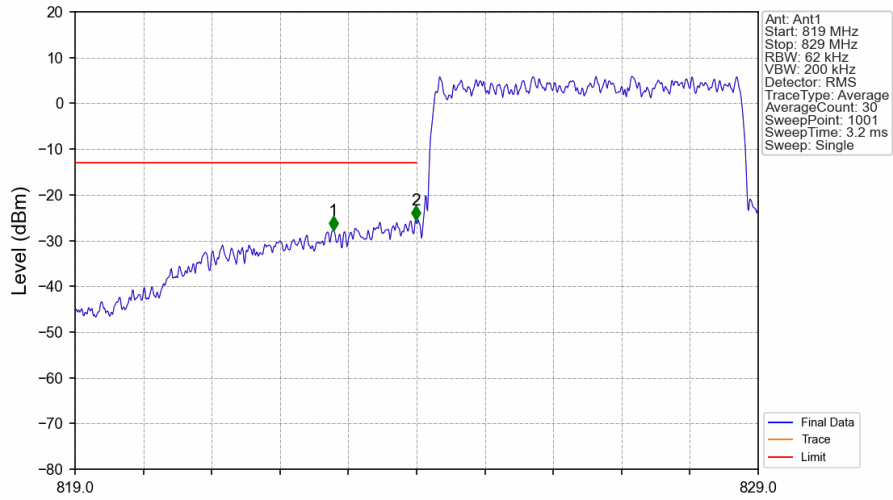


Start (MHz)	Stop (MHz)	RBW (MHz)	Method	Marker No.	Freq (MHz)	Level (dBm)	Limit (dBm)	Result
819	823	0.1	/	1	822.195	-44.56	-13	Pass
823	824	0.003	/	2	824.000	-31.67	-13	Pass
824	829	0.003	/	/	/	/	/	/

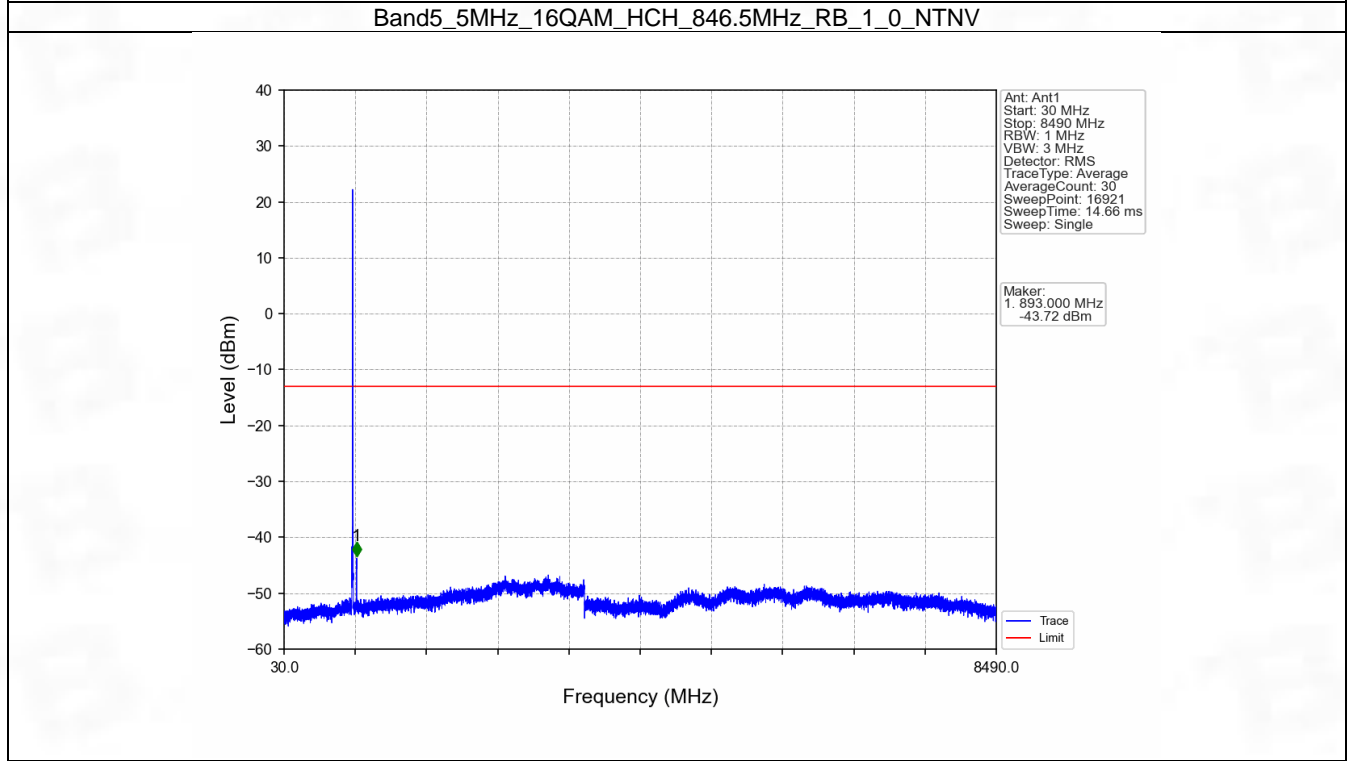
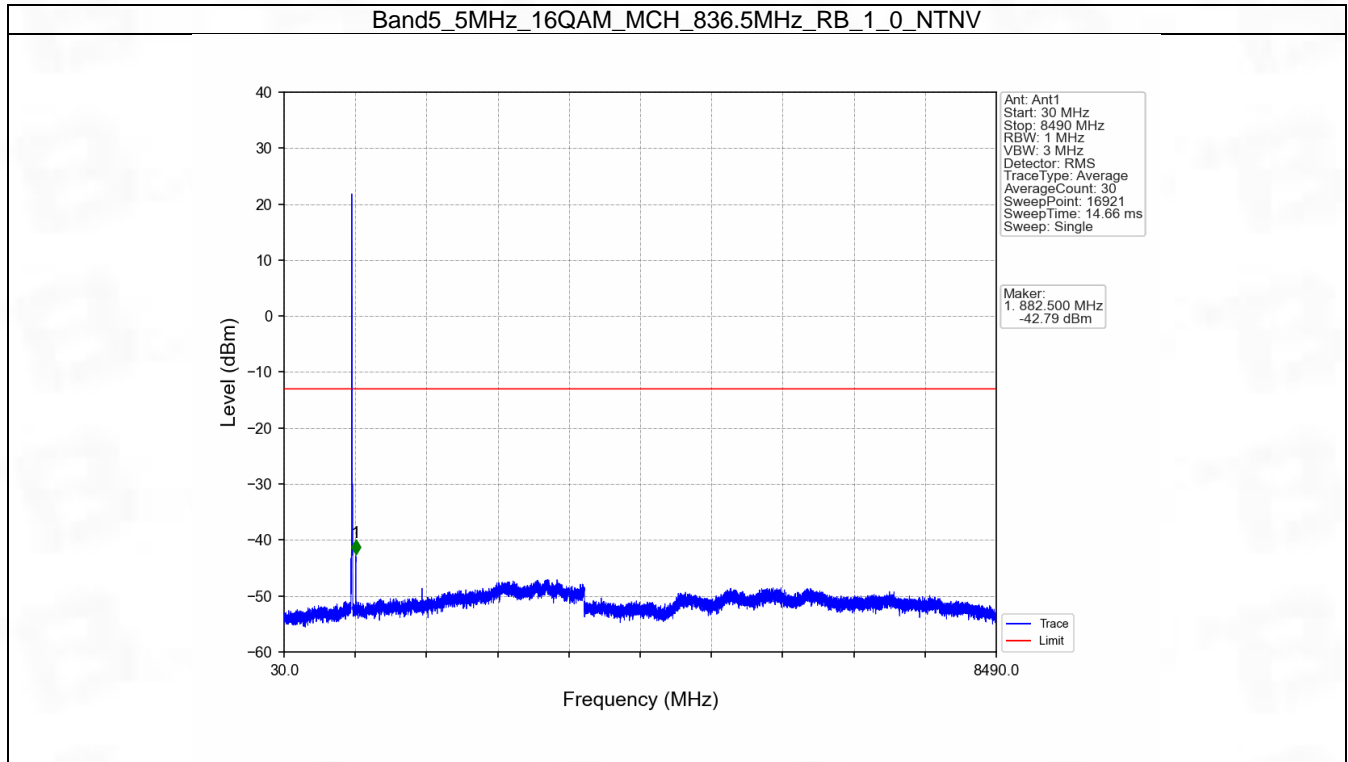
Band5_5MHz_16QAM_LCH_826.5MHz_RB_1_0_NTNV



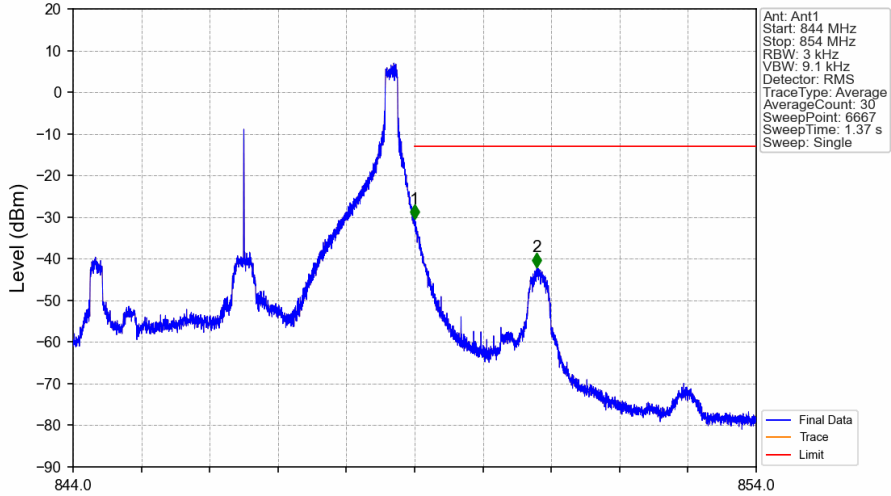
Band5_5MHz_16QAM_LCH_826.5MHz_RB_25_0_NTNV



Start (MHz)	Stop (MHz)	RBW (MHz)	Method	Marker No.	Freq (MHz)	Level (dBm)	Limit (dBm)	Result
819	823	0.1	/	1	822.780	-27.83	-13	Pass
823	824	0.062	/	2	823.990	-25.53	-13	Pass
824	829	0.062	/	/	/	/	/	/

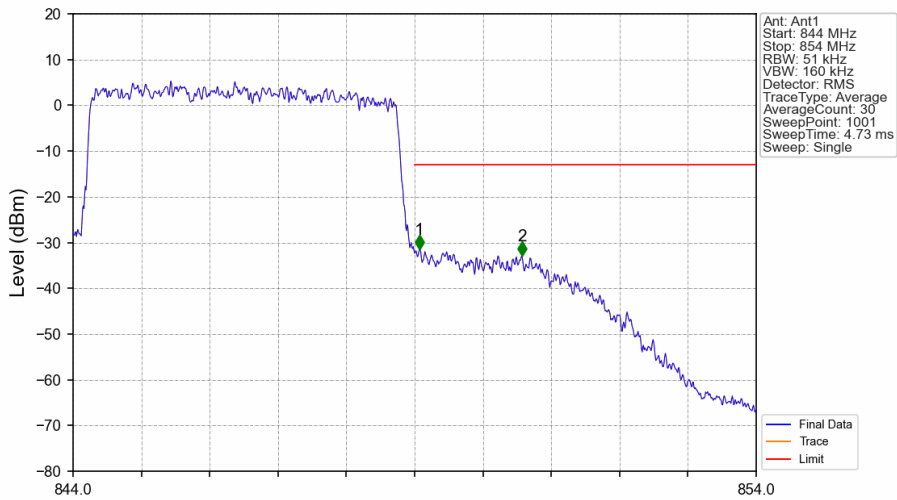


Band5_5MHz_16QAM_HCH_846.5MHz_RB_1_24_NTNV



Start (MHz)	Stop (MHz)	RBW (MHz)	Method	Marker No.	Freq (MHz)	Level (dBm)	Limit (dBm)	Result
844	849	0.003	/	/	/	/	/	/
849	850	0.003	/	1	849.000	-30.49	-13	Pass
850	854	0.1	/	2	850.790	-42.01	-13	Pass

Band5_5MHz_16QAM_HCH_846.5MHz_RB_25_0_NTNV



Start (MHz)	Stop (MHz)	RBW (MHz)	Method	Marker No.	Freq (MHz)	Level (dBm)	Limit (dBm)	Result
844	849	0.051	/	/	/	/	/	/
849	850	0.051	/	1	849.070	-31.45	-13	Pass
850	854	0.1	/	2	850.570	-32.85	-13	Pass

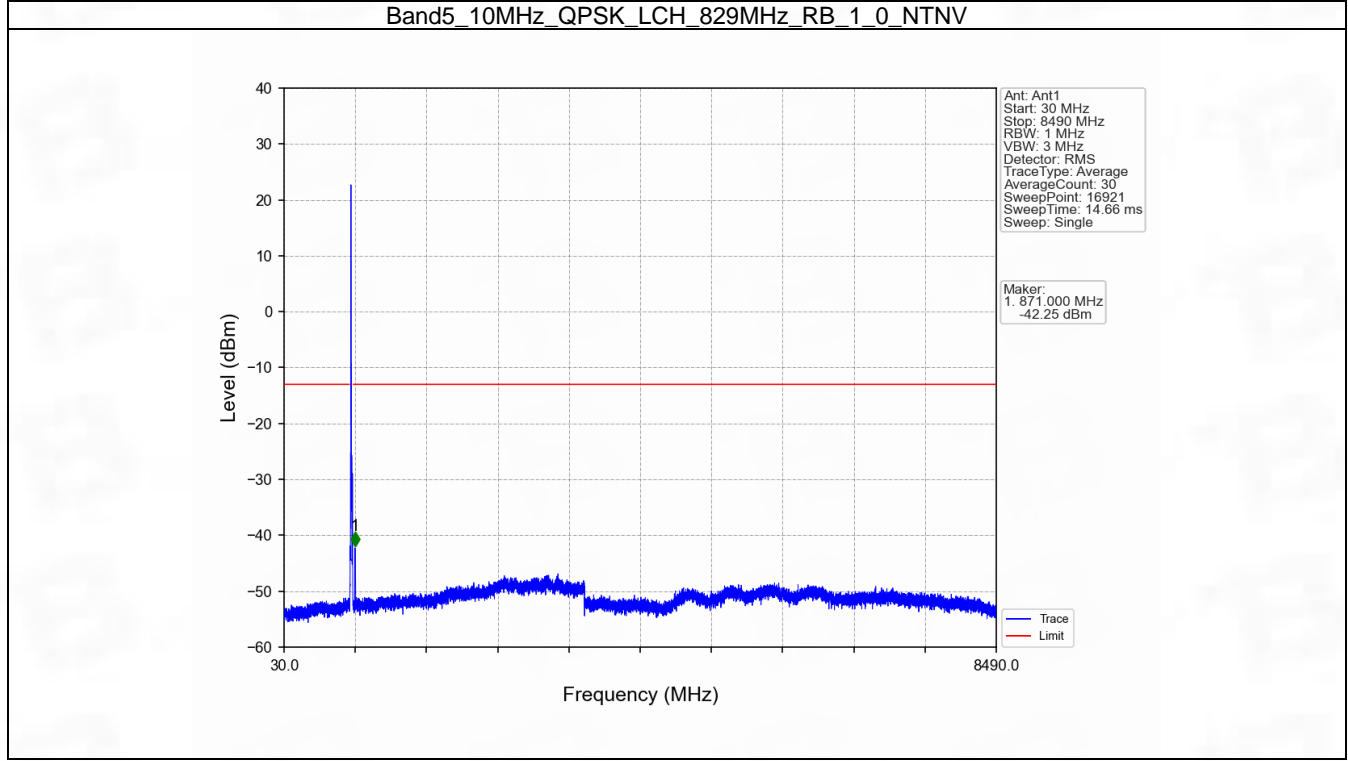
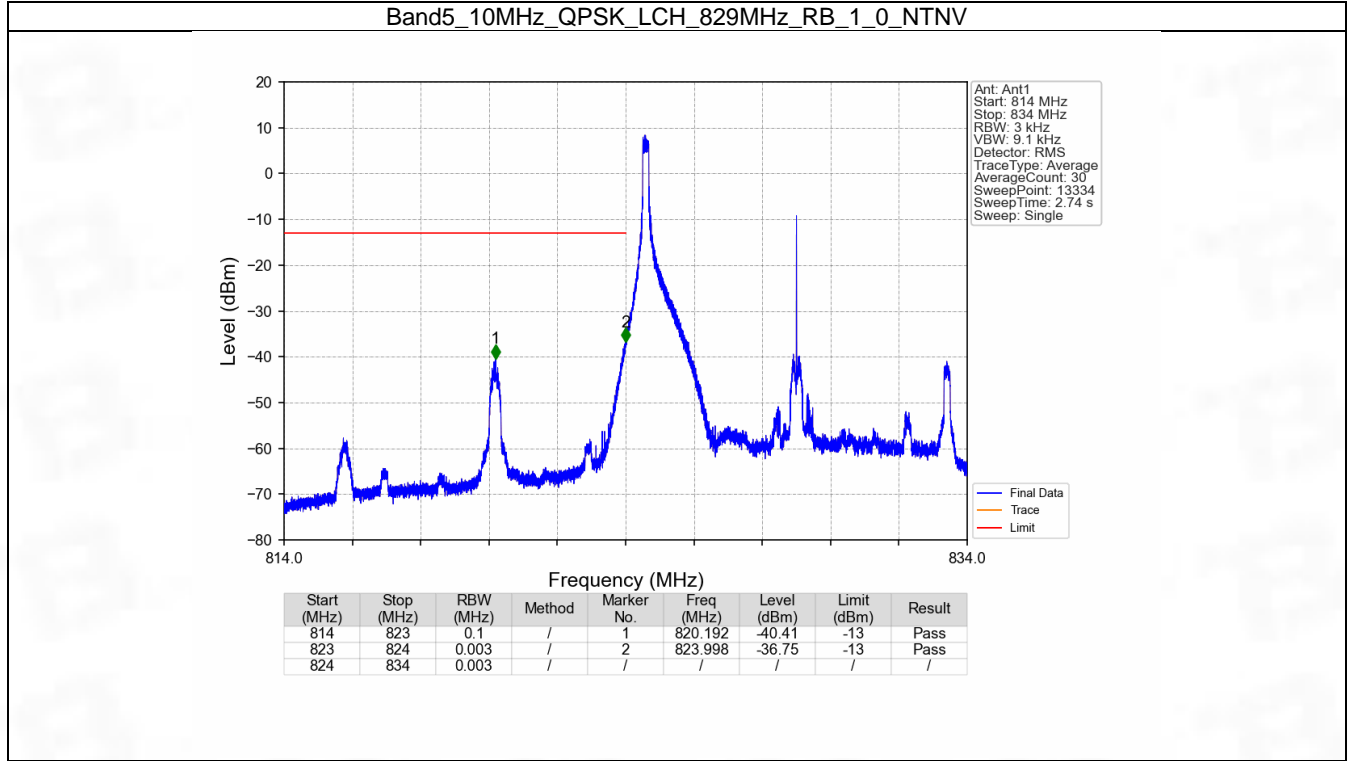


6.4 B5_10MHz

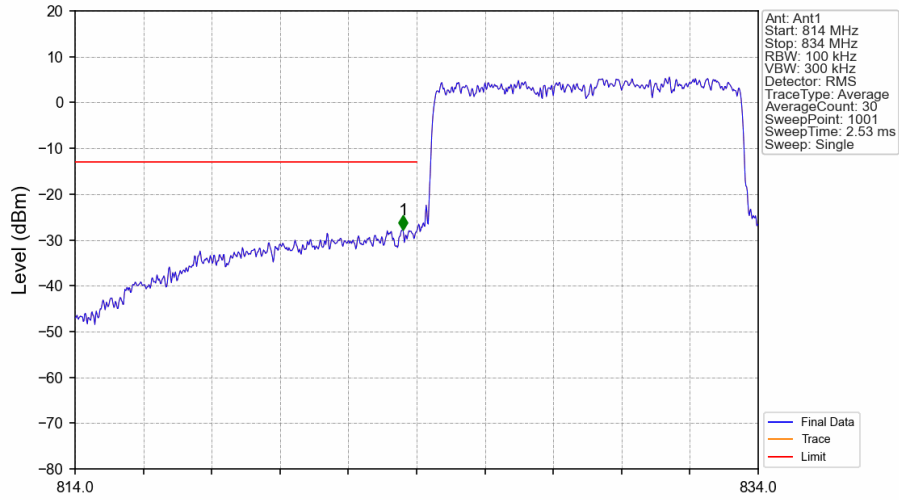
6.4.1 Test Result

Band: 5 / Bandwidth: 10MHz / NTV						
Modulation	Frequency (MHz)	RB Allocation		Spurious Emission		Verdict
		Size	Offset	Result	Limit	
QPSK	829	1	0	Refer To Test Graph		Pass
		50	0	Refer To Test Graph		Pass
	836.5	1	0	Refer To Test Graph		Pass
		1	0	Refer To Test Graph		Pass
			49	Refer To Test Graph		Pass
		50	0	Refer To Test Graph		Pass
16QAM	829	1	0	Refer To Test Graph		Pass
		50	0	Refer To Test Graph		Pass
	836.5	1	0	Refer To Test Graph		Pass
		1	0	Refer To Test Graph		Pass
			49	Refer To Test Graph		Pass
		50	0	Refer To Test Graph		Pass

6.4.2 Test Graph

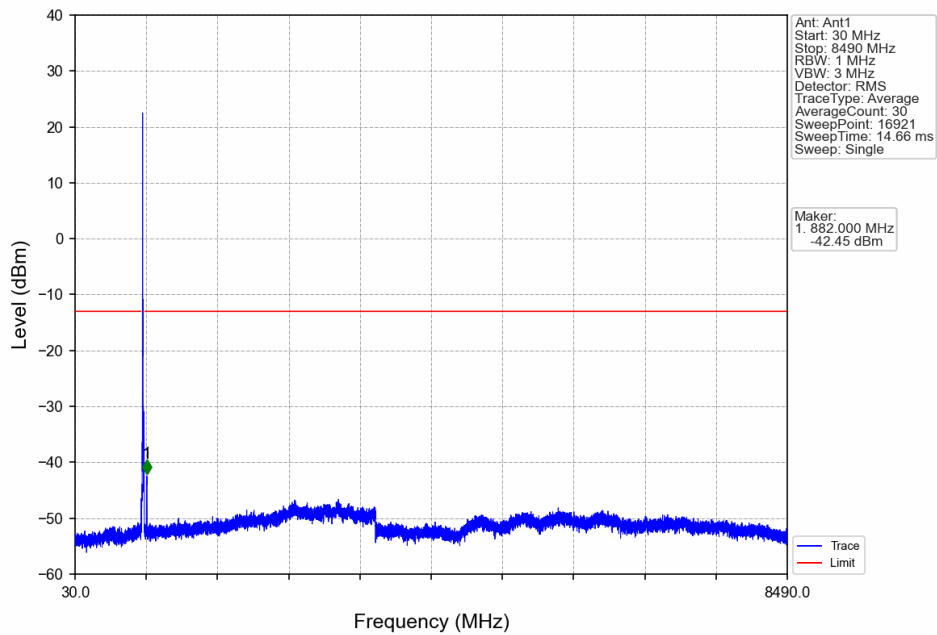


Band5_10MHz_QPSK_LCH_829MHz_RB_50_0_NTNV

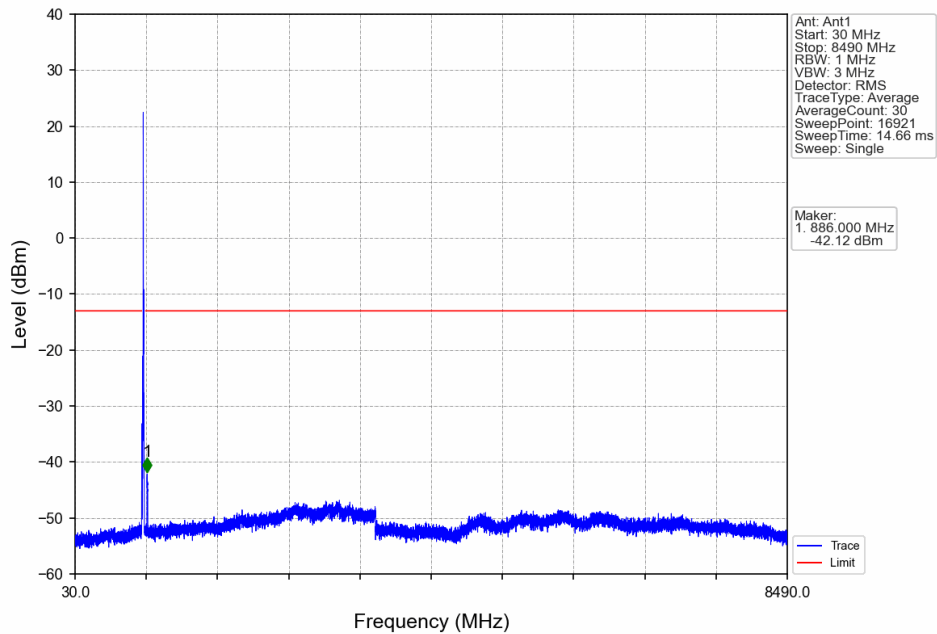


Start (MHz)	Stop (MHz)	RBW (MHz)	Method	Marker No.	Freq (MHz)	Level (dBm)	Limit (dBm)	Result
814	824	0.1	/	1	823.600	-27.77	-13	Pass
824	834	0.1	/	/	/	/	/	/

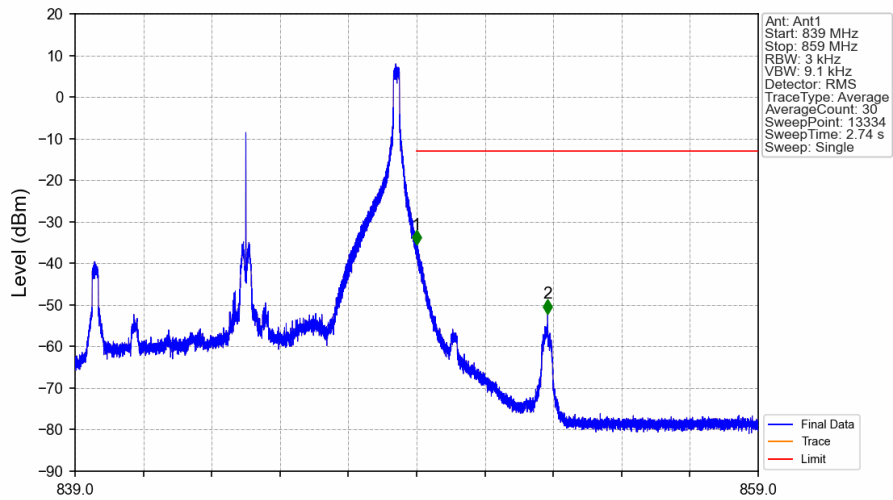
Band5_10MHz_QPSK_MCH_836.5MHz_RB_1_0_NTNV



Band5_10MHz_QPSK_HCH_844MHz_RB_1_0_NTNV

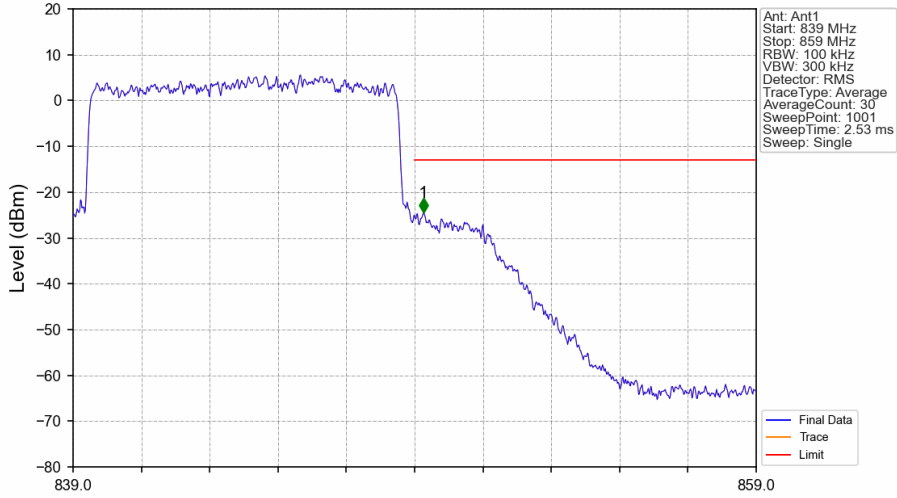


Band5_10MHz_QPSK_HCH_844MHz_RB_1_49_NTNV



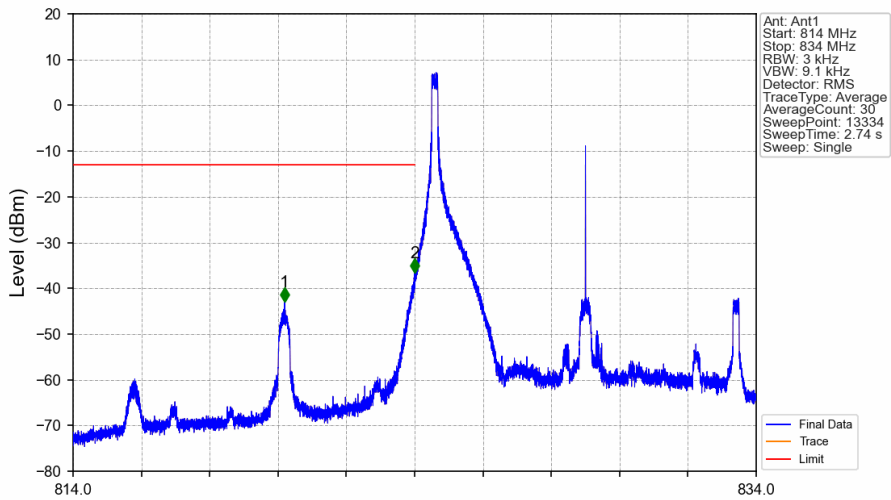
Start (MHz)	Stop (MHz)	RBW (MHz)	Method	Marker No.	Freq (MHz)	Level (dBm)	Limit (dBm)	Result
839	849	0.003	/	1	849.001	-35.47	-13	Pass
849	850	0.003	/	2	852.836	-52.09	-13	Pass

Band5_10MHz_QPSK_HCH_844MHz_RB_50_0_NTNV



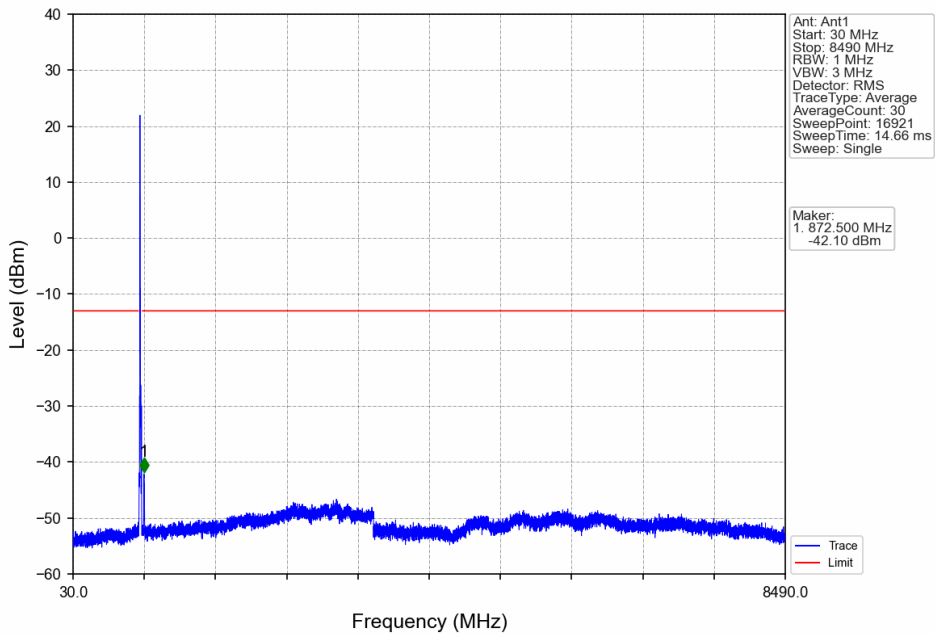
Start (MHz)	Stop (MHz)	RBW (MHz)	Method	Marker No.	Freq (MHz)	Level (dBm)	Limit (dBm)	Result
839	849	0.1	/	/	/	/	/	/
849	859	0.1	/	1	849.260	-24.46	-13	Pass

Band5_10MHz_16QAM_LCH_829MHz_RB_1_0_NTNV

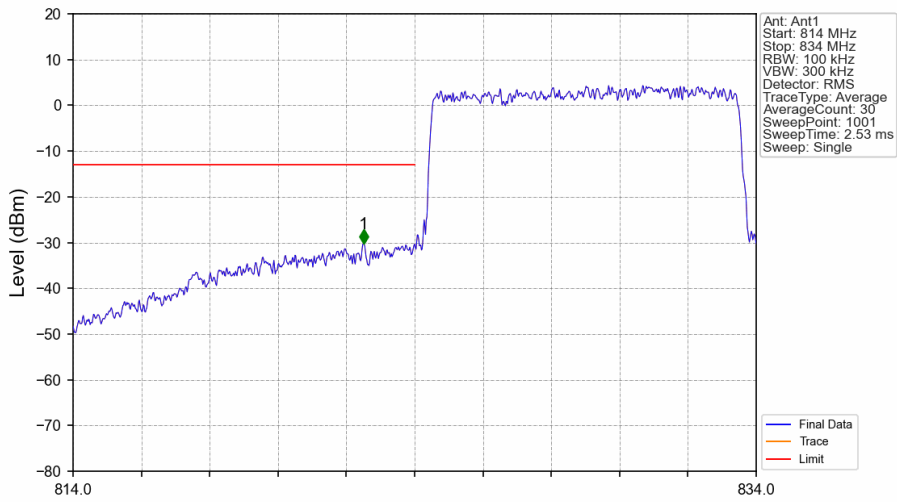


Start (MHz)	Stop (MHz)	RBW (MHz)	Method	Marker No.	Freq (MHz)	Level (dBm)	Limit (dBm)	Result
814	823	0.1	/	1	820.194	-42.95	-13	Pass
823	824	0.003	/	2	823.999	-36.67	-13	Pass
824	834	0.003	/	/	/	/	/	/

Band5_10MHz_16QAM_LCH_829MHz_RB_1_0_NTNV

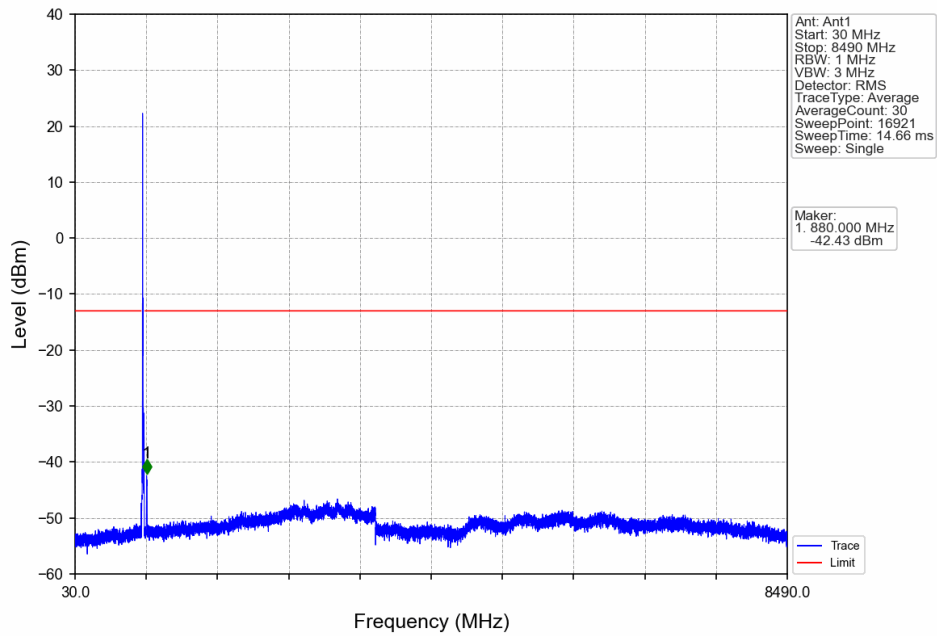


Band5_10MHz_16QAM_LCH_829MHz_RB_50_0_NTNV

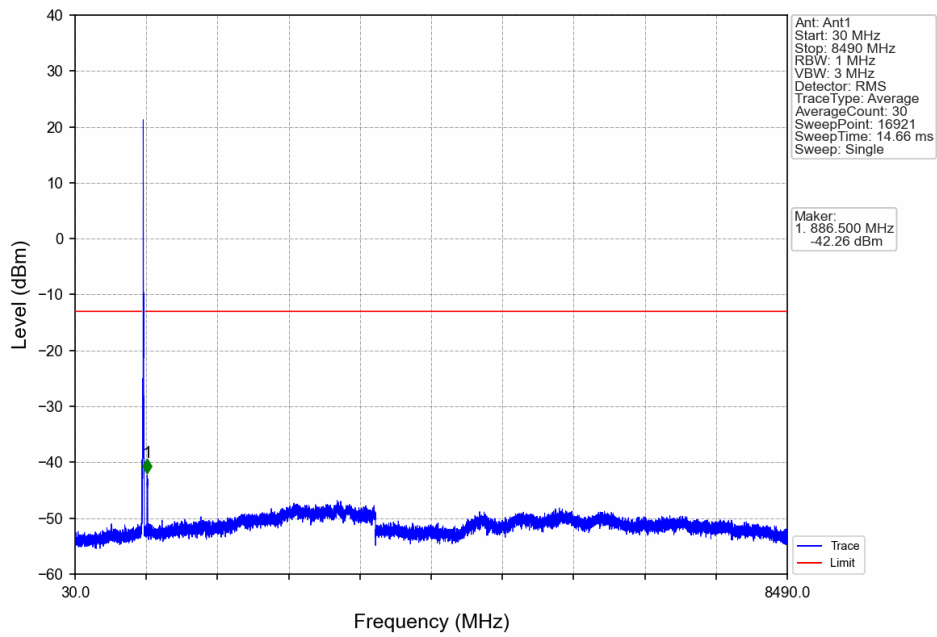


Start (MHz)	Stop (MHz)	RBW (MHz)	Method	Marker No.	Freq (MHz)	Level (dBm)	Limit (dBm)	Result
814	824	0.1	/	1	822.500	-30.21	-13	Pass
824	834	0.1	/	/	/	/	/	/

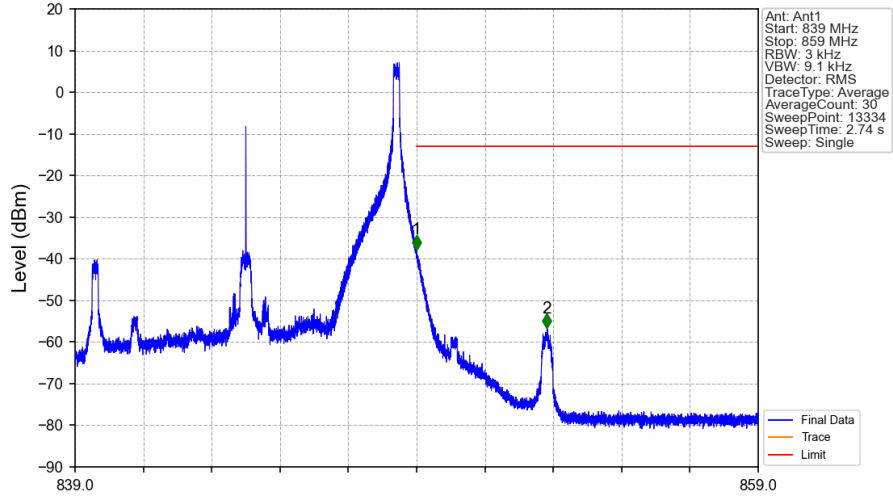
Band5_10MHz_16QAM_MCH_836.5MHz_RB_1_0_NTNV



Band5_10MHz_16QAM_HCH_844MHz_RB_1_0_NTNV

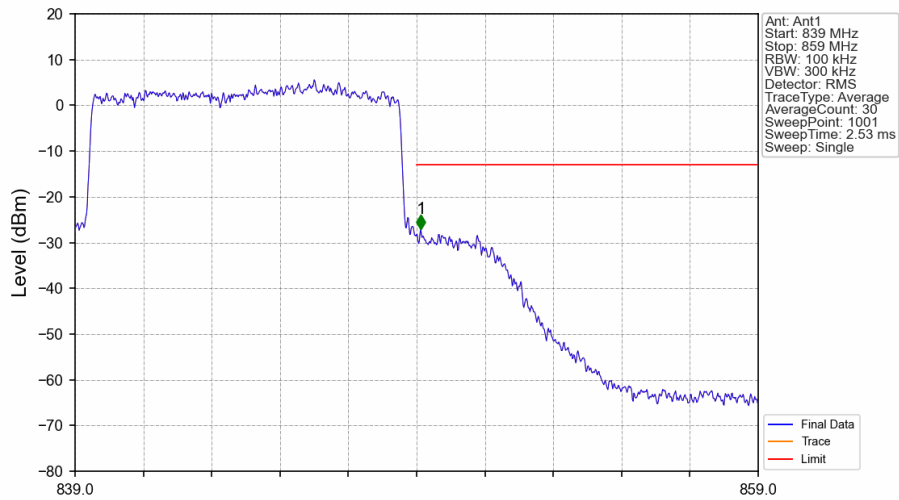


Band5_10MHz_16QAM_HCH_844MHz_RB_1_49_NTNV



Start (MHz)	Stop (MHz)	RBW (MHz)	Method	Marker No.	Freq (MHz)	Level (dBm)	Limit (dBm)	Result
839	849	0.003	/	/	/	/	/	/
849	850	0.003	/	1	849.001	-37.75	-13	Pass
850	859	0.1	/	2	852.817	-56.66	-13	Pass

Band5_10MHz_16QAM_HCH_844MHz_RB_50_0_NTNV



Start (MHz)	Stop (MHz)	RBW (MHz)	Method	Marker No.	Freq (MHz)	Level (dBm)	Limit (dBm)	Result
839	849	0.1	/	/	/	/	/	/
849	859	0.1	/	1	849.120	-27.02	-13	Pass



7. Form731

7.1 Form731_Power

7.1.1 Test Result

Band	BW	Lower Freq	High Freq	MAX Power (W)	Value	Hz/ppm	Emission Designator	Rule Parts	MAX Power (dBm)
5	1.4	824.7	848.3	0.2673	0.0208	ppm	1M13G7D	24E	24.27
5	1.4	824.7	848.3	0.1905	0.0163	ppm	1M12W7D	24E	22.80
5	3	825.5	847.5	0.2455	0.0185	ppm	2M75G7D	24E	23.90
5	3	825.5	847.5	0.2128	0.0150	ppm	2M73W7D	24E	23.28
5	5	826.5	846.5	0.2350	0.0156	ppm	4M56G7D	24E	23.71
5	5	826.5	846.5	0.1919	0.0154	ppm	4M55W7D	24E	22.83
5	10	829	844	0.2500	0.0135	ppm	9M08G7D	24E	23.98
5	10	829	844	0.2046	0.0152	ppm	9M06W7D	24E	23.11

7.2 Form731_ERP

7.2.1 Test Result

Band	BW	Lower Freq	High Freq	MAX Power (W)	Value	Hz/ppm	Emission Designator	Rule Parts	MAX Power (dBm)
5	1.4	824.7	848.3	0.1862	0.0208	ppm	1M13G7D	24E	22.70
5	1.4	824.7	848.3	0.1327	0.0163	ppm	1M12W7D	24E	21.23
5	3	825.5	847.5	0.1710	0.0185	ppm	2M75G7D	24E	22.33
5	3	825.5	847.5	0.1483	0.0150	ppm	2M73W7D	24E	21.71
5	5	826.5	846.5	0.1637	0.0156	ppm	4M56G7D	24E	22.14
5	5	826.5	846.5	0.1337	0.0154	ppm	4M55W7D	24E	21.26
5	10	829	844	0.1742	0.0135	ppm	9M08G7D	24E	22.41
5	10	829	844	0.1426	0.0152	ppm	9M06W7D	24E	21.54