



卓信特ZT1021天线调试报告





1

项目调试简介

2

报告版本提纲

3

天线有源参数

4

天线无源参数

5

天线环境处理及改善

6

总结&附加说明

项目调试简介

| | | | | |
|---------|---------|---------------------------------|----------------------|-----|
| 机 型 | 平板 | | | |
| 板 型 | 主板 | | | |
| 频段及天线材质 | 主天线 | 频 段 | | 材 质 |
| | | 2G | GSM850/900/1800/1900 | FPC |
| | | 3G | WCDMA B2/4/5 | |
| | 4G | LTE B2/4/5/12/13/25/26/41/66/71 | | |
| | 其他天线 | GWB | 1575.42MHz/2.450GHz | FPC |
| | | DRX | 1700MHz-2700MHz | FPC |
| 性能要求 | 按客户要求执行 | | | |

主天线有源参数

| Test | GSM 850 | | | PCS 1900 | | |
|-----------|---------|-------|---------|----------|-------|---------|
| Channel | 128 | 190 | 251 | 512 | 661 | 810 |
| TRP (dBm) | 26.39 | 26.56 | 26.20 | 25.85 | 25.22 | 25.13 |
| TIS (dBm) | | | -102.65 | | | -102.15 |

| Test | EGSM 900 | | | DCS 1800 | | |
|-----------|----------|-------|---------|----------|-------|---------|
| Channel | 1 | 62 | 124 | 512 | 698 | 885 |
| TRP (dBm) | 26.43 | 25.29 | 24.64 | 24.52 | 25.08 | 25.27 |
| TIS (dBm) | | | -101.25 | | | -102.35 |

主天线有源参数

| Test | WCDMA_I I | | |
|-----------|-----------|-------|---------|
| Channel | 9662 | 9800 | 9938 |
| TRP (dBm) | 18.33 | 18.17 | 18.02 |
| TIS (dBm) | | | -103.24 |

| Test | WCDMA_V I | | |
|-----------|-----------|-------|---------|
| Channel | 1537 | 1638 | 1738 |
| TRP (dBm) | 17.21 | 17.45 | 17.36 |
| TIS (dBm) | | | -102.41 |

主天线有源参数

| Test | FDD B2 | | | FDD B4 | | |
|-----------|--------|-------|--------|--------|-------|--------|
| Channel | 18650 | 18900 | 19150 | 20050 | 20175 | 20350 |
| TRP (dBm) | 18.04 | 17.56 | 17.41 | 17.11 | 17.43 | 17.32 |
| TIS (dBm) | | | -92.35 | | | -91.54 |

| Test | FDD B5 | | | FDD B12 | | |
|-----------|--------|-------|--------|---------|-------|--------|
| Channel | 20450 | 20525 | 20600 | 23035 | 23095 | 23155 |
| TRP (dBm) | 17.21 | 17.36 | 17.51 | 15.36 | 15.55 | 16.01 |
| TIS (dBm) | | | -90.25 | | | -89.56 |


| Test | FDD B13 | | | FDD B25 | | |
|-----------|---------|-------|--------|---------|-------|--------|
| Channel | 23130 | 23230 | 23330 | 21500 | 21625 | 21750 |
| TRP (dBm) | 15.27 | 15.54 | 16.12 | 17.66 | 18.09 | 17.36 |
| TIS (dBm) | | | -90.25 | | | -92.13 |

主天线有源参数

| Test | FDD B26 | | | TDD B41 | | |
|-----------|---------|-------|--------|---------|-------|--------|
| Channel | 26740 | 26865 | 26990 | 40240 | 40620 | 41140 |
| TRP (dBm) | 16.36 | 17.04 | 17.52 | 21.14 | 22.87 | 21.43 |
| TIS (dBm) | | | -90.13 | | | -90.64 |

| Test | FDD B66 | | | FDD 71 | | |
|-----------|---------|--------|--------|--------|--------|--------|
| Channel | 132033 | 132322 | 132622 | 133172 | 133297 | 133422 |
| TRP (dBm) | 17.21 | 17.12 | 17.47 | 15.08 | 15.12 | 15.36 |
| TIS (dBm) | | | -92.13 | | | -89.21 |


GPS测试



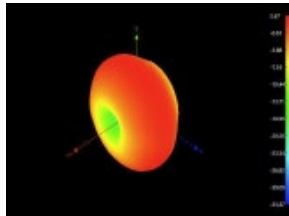
BT/2.4G WiFi/5G WiFi

| Frequency | Efficiency(%) | Gain.(dBi) |
|-----------|---------------|------------|
| 2400MHz | 55.23 | 1.10 |
| 2410MHz | 57.24 | 1.11 |
| 2420MHz | 57.23 | 1.10 |
| 2430MHz | 56.68 | 1.09 |
| 2440MHz | 57.32 | 1.08 |
| 2450MHz | 60.31 | 1.16 |
| 2460MHz | 60.25 | 1.14 |
| 2470MHz | 57.14 | 1.12 |
| 2480MHz | 60.21 | 1.11 |
| 2490MHz | 56.55 | 1.15 |
| 2500MHz | 56.64 | 1.14 |
| 5150MHz | 55.78 | 1.13 |
| 5250MHz | 55.89 | 1.12 |
| 5350MHz | 54.98 | 1.09 |
| 5450MHz | 56.12 | 1.08 |
| 5550MHz | 56.69 | 1.09 |
| 5650MHz | 60.15 | 1.16 |
| 5750MHz | 56.48 | 1.11 |
| 5850MHz | 56.58 | 1.10 |

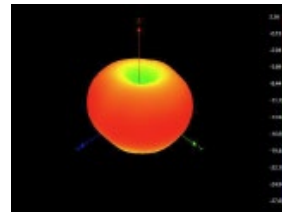
3D 2400




3D 2450




3D 2500



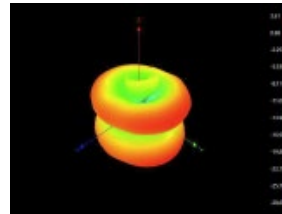
3D 5150



3D 5550



3D 5850



天线增益

| Band | Gain (MAX) | | |
|------------------|-------------|-------------|-------------|
| GSM850 | 0.68 | GPS | 1.25 |
| EGSM900 | 0.64 | WiFi | 1.16 |
| DCS1800 | 0.52 | BT | 1.16 |
| PCS1900 | 0.58 | | |
| WCDMA1700 | 0.51 | | |
| WCDMA1900 | 0.58 | | |
| WCDMA850 | 0.68 | | |
| Band2 | 0.58 | | |
| Band4 | 0.51 | | |
| Band5 | 0.58 | | |
| Band12 | 0.59 | | |
| Band13 | 0.59 | | |
| Band25 | 0.52 | | |
| Band26 | 0.68 | | |
| Band41 | 0.73 | | |
| Band66 | 0.51 | | |
| Band71 | 0.54 | | |

开关逻辑

| | | |
|-------------|-------|---------------|
| RF1 (0欧) | GSM | 900/1800/1900 |
| | WCDMA | B2 |
| | LTE | B2/25/41 |
| RF2 (3.9NH) | GSM | 850 |
| | WCDMA | B4/5 |
| | LTE | B4/5/26/66 |
| RF3 (15NH) | GSM | |
| | WCDMA | |
| | LTE | B12/13 |
| RF4 (22NH) | GSM | |
| | WCDMA | |
| | LTE | B71 |

Thank you!

