

1. Effective (Isotropic) Radiated Power Output Data

1.1 B4_1.4MHz_EIRP

1.1.1 Test Result

Band: 4 / Bandwidth: 1.4MHz / NTNV										
Modulation	Frequency (MHz)	RB Allocation		Conducted Power (dBm)	Gain (dBi)	EIRP (dBm)		Verdict		
		Size	Offset			Result	Limit			
QPSK	1710.7	1	0	22.41	0.92	23.33	<=30	Pass		
			2	22.45	0.92	23.37	<=30	Pass		
			5	22.45	0.92	23.37	<=30	Pass		
		3	0	22.46	0.92	23.38	<=30	Pass		
			2	22.38	0.92	23.30	<=30	Pass		
			3	22.31	0.92	23.23	<=30	Pass		
		6	0	21.34	0.92	22.26	<=30	Pass		
		1732.5	1	0	22.48	0.92	23.40	<=30	Pass	
				2	22.50	0.92	23.42	<=30	Pass	
	5			22.54	0.92	23.46	<=30	Pass		
	3		0	22.44	0.92	23.36	<=30	Pass		
			2	22.48	0.92	23.40	<=30	Pass		
			3	22.41	0.92	23.33	<=30	Pass		
	6		0	21.43	0.92	22.35	<=30	Pass		
	1754.3		1	0	22.37	0.92	23.29	<=30	Pass	
				2	22.32	0.92	23.24	<=30	Pass	
		5		22.35	0.92	23.27	<=30	Pass		
		3	0	22.38	0.92	23.30	<=30	Pass		
			2	22.34	0.92	23.26	<=30	Pass		
			3	22.36	0.92	23.28	<=30	Pass		
		6	0	21.32	0.92	22.24	<=30	Pass		
		16QAM	1710.7	1	0	21.46	0.92	22.38	<=30	Pass
					2	21.53	0.92	22.45	<=30	Pass
	5				21.49	0.92	22.41	<=30	Pass	
3	0			21.45	0.92	22.37	<=30	Pass		
	2			21.41	0.92	22.33	<=30	Pass		
	3			21.36	0.92	22.28	<=30	Pass		
6	0			20.58	0.92	21.50	<=30	Pass		
1732.5	1			0	22.18	0.92	23.10	<=30	Pass	
				2	22.17	0.92	23.09	<=30	Pass	
			5	22.17	0.92	23.09	<=30	Pass		
	3		0	21.64	0.92	22.56	<=30	Pass		
			2	21.65	0.92	22.57	<=30	Pass		
			3	21.70	0.92	22.62	<=30	Pass		
	6		0	20.70	0.92	21.62	<=30	Pass		
	1754.3		1	0	22.14	0.92	23.06	<=30	Pass	
				2	22.17	0.92	23.09	<=30	Pass	
5				22.21	0.92	23.13	<=30	Pass		
3			0	21.23	0.92	22.15	<=30	Pass		
			2	21.16	0.92	22.08	<=30	Pass		
			3	21.11	0.92	22.03	<=30	Pass		
6			0	20.54	0.92	21.46	<=30	Pass		

Note1: EIRP=Conducted Power+Antenna Gain

1.2 B4_3MHz_EIRP

1.2.1 Test Result

Band: 4 / Bandwidth: 3MHz / NTNV										
Modulation	Frequency (MHz)	RB Allocation		Conducted Power (dBm)	Gain (dBi)	EIRP (dBm)		Verdict		
		Size	Offset			Result	Limit			
QPSK	1711.5	1	0	22.36	0.92	23.28	<=30	Pass		
			7	22.42	0.92	23.34	<=30	Pass		
			14	22.33	0.92	23.25	<=30	Pass		
		8	0	21.47	0.92	22.39	<=30	Pass		
			4	21.43	0.92	22.35	<=30	Pass		
			7	21.42	0.92	22.34	<=30	Pass		
		15	0	21.38	0.92	22.30	<=30	Pass		
		1732.5	1	0	22.42	0.92	23.34	<=30	Pass	
				7	22.36	0.92	23.28	<=30	Pass	
	14			22.36	0.92	23.28	<=30	Pass		
	8		0	21.42	0.92	22.34	<=30	Pass		
			4	21.45	0.92	22.37	<=30	Pass		
			7	21.41	0.92	22.33	<=30	Pass		
	15		0	21.40	0.92	22.32	<=30	Pass		
	1753.5		1	0	22.16	0.92	23.08	<=30	Pass	
				7	22.21	0.92	23.13	<=30	Pass	
		14		22.23	0.92	23.15	<=30	Pass		
		8	0	21.33	0.92	22.25	<=30	Pass		
			4	21.35	0.92	22.27	<=30	Pass		
			7	21.32	0.92	22.24	<=30	Pass		
		15	0	21.31	0.92	22.23	<=30	Pass		
		16QAM	1711.5	1	0	22.39	0.92	23.31	<=30	Pass
					7	22.40	0.92	23.32	<=30	Pass
	14				22.37	0.92	23.29	<=30	Pass	
8	0			20.82	0.92	21.74	<=30	Pass		
	4			20.83	0.92	21.75	<=30	Pass		
	7			20.85	0.92	21.77	<=30	Pass		
15	0			20.69	0.92	21.61	<=30	Pass		
1732.5	1			0	21.47	0.92	22.39	<=30	Pass	
				7	21.49	0.92	22.41	<=30	Pass	
			14	21.42	0.92	22.34	<=30	Pass		
	8		0	20.72	0.92	21.64	<=30	Pass		
			4	20.75	0.92	21.67	<=30	Pass		
			7	20.75	0.92	21.67	<=30	Pass		
	15		0	20.61	0.92	21.53	<=30	Pass		
	1753.5		1	0	22.61	0.92	23.53	<=30	Pass	
				7	22.53	0.92	23.45	<=30	Pass	
14				22.21	0.92	23.13	<=30	Pass		
8			0	20.61	0.92	21.53	<=30	Pass		
			4	20.59	0.92	21.51	<=30	Pass		
			7	20.58	0.92	21.50	<=30	Pass		
15			0	20.54	0.92	21.46	<=30	Pass		

Note1: EIRP=Conducted Power+Antenna Gain

1.3 B4_5MHz_EIRP

1.3.1 Test Result

Band: 4 / Bandwidth: 5MHz / NTNV								
Modulation	Frequency (MHz)	RB Allocation		Conducted Power (dBm)	Gain (dBi)	EIRP (dBm)		Verdict
		Size	Offset			Result	Limit	
QPSK	1712.5	1	0	22.46	0.92	23.38	<=30	Pass
			13	22.38	0.92	23.30	<=30	Pass
			24	22.32	0.92	23.24	<=30	Pass

		12	0	21.38	0.92	22.30	<=30	Pass		
			6	21.41	0.92	22.33	<=30	Pass		
			13	21.50	0.92	22.42	<=30	Pass		
		25	0	21.42	0.92	22.34	<=30	Pass		
			1	0	22.41	0.92	23.33	<=30	Pass	
				13	22.21	0.92	23.13	<=30	Pass	
		24		22.23	0.92	23.15	<=30	Pass		
		12	0	21.39	0.92	22.31	<=30	Pass		
			6	21.38	0.92	22.30	<=30	Pass		
	13		21.34	0.92	22.26	<=30	Pass			
	25	0	21.35	0.92	22.27	<=30	Pass			
		1752.5	1	0	22.37	0.92	23.29	<=30	Pass	
				13	22.22	0.92	23.14	<=30	Pass	
	24			22.22	0.92	23.14	<=30	Pass		
	12	0	0	21.26	0.92	22.18	<=30	Pass		
			6	21.29	0.92	22.21	<=30	Pass		
			13	21.22	0.92	22.14	<=30	Pass		
	25	0	21.34	0.92	22.26	<=30	Pass			
		16QAM	1712.5	1	0	21.11	0.92	22.03	<=30	Pass
					13	21.10	0.92	22.02	<=30	Pass
	24				21.12	0.92	22.04	<=30	Pass	
	12			0	20.58	0.92	21.50	<=30	Pass	
				6	20.57	0.92	21.49	<=30	Pass	
				13	20.57	0.92	21.49	<=30	Pass	
25	0		20.62	0.92	21.54	<=30	Pass			
	1732.5		1	0	22.04	0.92	22.96	<=30	Pass	
				13	22.00	0.92	22.92	<=30	Pass	
24		22.05		0.92	22.97	<=30	Pass			
12		0	20.53	0.92	21.45	<=30	Pass			
		6	20.53	0.92	21.45	<=30	Pass			
		13	20.51	0.92	21.43	<=30	Pass			
25	0	20.55	0.92	21.47	<=30	Pass				
	1752.5	1	0	21.84	0.92	22.76	<=30	Pass		
			13	21.77	0.92	22.69	<=30	Pass		
24			21.81	0.92	22.73	<=30	Pass			
12		0	20.41	0.92	21.33	<=30	Pass			
		6	20.46	0.92	21.38	<=30	Pass			
		13	20.45	0.92	21.37	<=30	Pass			
25	0	20.46	0.92	21.38	<=30	Pass				

Note1: EIRP=Conducted Power+Antenna Gain

1.4 B4_10MHz_EIRP

1.4.1 Test Result

Band: 4 / Bandwidth: 10MHz / NTN									
Modulation	Frequency (MHz)	RB Allocation		Conducted Power (dBm)	Gain (dBi)	EIRP (dBm)		Verdict	
		Size	Offset			Result	Limit		
QPSK	1715	1	0	22.30	0.92	23.22	<=30	Pass	
			25	22.33	0.92	23.25	<=30	Pass	
			49	22.32	0.92	23.24	<=30	Pass	
		25	0	21.43	0.92	22.35	<=30	Pass	
			13	21.49	0.92	22.41	<=30	Pass	
			25	21.42	0.92	22.34	<=30	Pass	
	50	0	21.49	0.92	22.41	<=30	Pass		
		1732.5	1	0	22.36	0.92	23.28	<=30	Pass
				25	22.31	0.92	23.23	<=30	Pass

		25	49	22.33	0.92	23.25	<=30	Pass		
			0	21.39	0.92	22.31	<=30	Pass		
			13	21.39	0.92	22.31	<=30	Pass		
			25	21.29	0.92	22.21	<=30	Pass		
			50	21.46	0.92	22.38	<=30	Pass		
	1750	1	0	22.26	0.92	23.18	<=30	Pass		
			25	22.28	0.92	23.20	<=30	Pass		
			49	22.17	0.92	23.09	<=30	Pass		
		25	0	21.31	0.92	22.23	<=30	Pass		
			13	21.37	0.92	22.29	<=30	Pass		
			25	21.21	0.92	22.13	<=30	Pass		
		50	21.31	0.92	22.23	<=30	Pass			
		16QAM	1715	1	0	22.18	0.92	23.10	<=30	Pass
					25	22.25	0.92	23.17	<=30	Pass
					49	22.20	0.92	23.12	<=30	Pass
25	0			20.56	0.92	21.48	<=30	Pass		
	13			20.56	0.92	21.48	<=30	Pass		
	25			20.55	0.92	21.47	<=30	Pass		
50	20.69		0.92	21.61	<=30	Pass				
1732.5	1		0	21.45	0.92	22.37	<=30	Pass		
			25	21.42	0.92	22.34	<=30	Pass		
			49	21.40	0.92	22.32	<=30	Pass		
	25		0	20.67	0.92	21.59	<=30	Pass		
			13	20.67	0.92	21.59	<=30	Pass		
			25	20.67	0.92	21.59	<=30	Pass		
50	20.51		0.92	21.43	<=30	Pass				
1750	1		0	22.75	0.92	23.67	<=30	Pass		
		25	22.91	0.92	23.83	<=30	Pass			
		49	22.74	0.92	23.66	<=30	Pass			
	25	0	20.46	0.92	21.38	<=30	Pass			
		13	20.57	0.92	21.49	<=30	Pass			
		25	20.47	0.92	21.39	<=30	Pass			
	50	20.64	0.92	21.56	<=30	Pass				
	Note1: EIRP=Conducted Power+Antenna Gain									

1.5 B4_15MHz_EIRP

1.5.1 Test Result

Band: 4 / Bandwidth: 15MHz / NTNv									
Modulation	Frequency (MHz)	RB Allocation		Conducted Power (dBm)	Gain (dBi)	EIRP (dBm)		Verdict	
		Size	Offset			Result	Limit		
QPSK	1717.5	1	0	22.26	0.92	23.18	<=30	Pass	
			38	22.40	0.92	23.32	<=30	Pass	
			74	22.33	0.92	23.25	<=30	Pass	
		36	0	21.36	0.92	22.28	<=30	Pass	
			18	21.44	0.92	22.36	<=30	Pass	
			39	21.38	0.92	22.30	<=30	Pass	
		75	0	21.40	0.92	22.32	<=30	Pass	
		1732.5	1	0	22.25	0.92	23.17	<=30	Pass
				38	22.17	0.92	23.09	<=30	Pass
	74			22.18	0.92	23.10	<=30	Pass	
	36		0	21.45	0.92	22.37	<=30	Pass	
			18	21.46	0.92	22.38	<=30	Pass	
			39	21.38	0.92	22.30	<=30	Pass	
	75	0	21.36	0.92	22.28	<=30	Pass		
	1747.5	1	0	22.43	0.92	23.35	<=30	Pass	

16QAM	1717.5	36	38	22.40	0.92	23.32	<=30	Pass	
			74	22.36	0.92	23.28	<=30	Pass	
			0	21.23	0.92	22.15	<=30	Pass	
		75	18	21.38	0.92	22.30	<=30	Pass	
			39	21.32	0.92	22.24	<=30	Pass	
	1732.5	1	0	22.21	0.92	23.13	<=30	Pass	
			38	22.29	0.92	23.21	<=30	Pass	
			74	22.27	0.92	23.19	<=30	Pass	
		36	0	20.70	0.92	21.62	<=30	Pass	
			18	20.67	0.92	21.59	<=30	Pass	
			39	20.62	0.92	21.54	<=30	Pass	
		75	0	20.59	0.92	21.51	<=30	Pass	
			1	0	22.23	0.92	23.15	<=30	Pass
				38	22.27	0.92	23.19	<=30	Pass
		74		22.28	0.92	23.20	<=30	Pass	
36		0	20.57	0.92	21.49	<=30	Pass		
		18	20.55	0.92	21.47	<=30	Pass		
		39	20.49	0.92	21.41	<=30	Pass		
75		0	20.54	0.92	21.46	<=30	Pass		
		1	0	22.27	0.92	23.19	<=30	Pass	
	38		22.23	0.92	23.15	<=30	Pass		
74	22.27		0.92	23.19	<=30	Pass			
36	0	20.56	0.92	21.48	<=30	Pass			
	18	20.56	0.92	21.48	<=30	Pass			
	39	20.48	0.92	21.40	<=30	Pass			
75	0	20.44	0.92	21.36	<=30	Pass			

Note1: EIRP=Conducted Power+Antenna Gain

1.6 B4_20MHz_EIRP

1.6.1 Test Result

Band: 4 / Bandwidth: 20MHz / NTN									
Modulation	Frequency (MHz)	RB Allocation		Conducted Power (dBm)	Gain (dBi)	EIRP (dBm)		Verdict	
		Size	Offset			Result	Limit		
QPSK	1720	1	0	22.57	0.92	23.49	<=30	Pass	
			50	22.52	0.92	23.44	<=30	Pass	
			99	22.61	0.92	23.53	<=30	Pass	
		50	0	21.50	0.92	22.42	<=30	Pass	
			25	21.48	0.92	22.40	<=30	Pass	
			50	21.42	0.92	22.34	<=30	Pass	
		100	0	21.41	0.92	22.33	<=30	Pass	
		1732.5	1	0	22.42	0.92	23.34	<=30	Pass
				50	22.41	0.92	23.33	<=30	Pass
	99			22.29	0.92	23.21	<=30	Pass	
	50		0	21.38	0.92	22.30	<=30	Pass	
			25	21.30	0.92	22.22	<=30	Pass	
			50	21.37	0.92	22.29	<=30	Pass	
	100		0	21.38	0.92	22.30	<=30	Pass	
	1745		1	0	22.48	0.92	23.40	<=30	Pass
				50	22.34	0.92	23.26	<=30	Pass
		99		22.28	0.92	23.20	<=30	Pass	
		50	0	21.21	0.92	22.13	<=30	Pass	
			25	21.23	0.92	22.15	<=30	Pass	
			50	21.43	0.92	22.35	<=30	Pass	
	100	0	21.27	0.92	22.19	<=30	Pass		

16QAM	1720	1	0	22.07	0.92	22.99	<=30	Pass	
			50	22.03	0.92	22.95	<=30	Pass	
			99	22.08	0.92	23.00	<=30	Pass	
		50	0	20.63	0.92	21.55	<=30	Pass	
			25	20.68	0.92	21.60	<=30	Pass	
			50	20.68	0.92	21.60	<=30	Pass	
		100	0	20.61	0.92	21.53	<=30	Pass	
		1732.5	1	0	22.70	0.92	23.62	<=30	Pass
				50	22.73	0.92	23.65	<=30	Pass
	99			22.83	0.92	23.75	<=30	Pass	
	50		0	20.51	0.92	21.43	<=30	Pass	
			25	20.48	0.92	21.40	<=30	Pass	
			50	20.47	0.92	21.39	<=30	Pass	
	100		0	20.57	0.92	21.49	<=30	Pass	
	1745		1	0	22.31	0.92	23.23	<=30	Pass
				50	22.30	0.92	23.22	<=30	Pass
		99		22.22	0.92	23.14	<=30	Pass	
		50	0	20.58	0.92	21.50	<=30	Pass	
			25	20.60	0.92	21.52	<=30	Pass	
			50	20.67	0.92	21.59	<=30	Pass	
		100	0	20.37	0.92	21.29	<=30	Pass	

Note1: EIRP=Conducted Power+Antenna Gain

2. Frequency Stability

2.1 B4_1.4MHz

2.1.1 Test Result

Band: 4 / Bandwidth: 1.4MHz										
Modulation	Frequency (MHz)	RB Allocation		Temp. (°C)	Voltage (VDC)	Freq. Error (Hz)	Freq. vs. Rated (ppm)		Verdict	
		Size	Offset				Result	Limit		
QPSK	1710.7	6	0	20	3.27	9.441	0.0055	-2.5 to 2.5	Pass	
					3.85	26.107	0.0153	-2.5 to 2.5	Pass	
					4.43	4.148	0.0024	-2.5 to 2.5	Pass	
				-30	3.85	17.610	0.0103	-2.5 to 2.5	Pass	
					-20	3.85	27.795	0.0162	-2.5 to 2.5	Pass
						-10	3.85	30.770	0.0180	-2.5 to 2.5
				0	3.85	24.590	0.0144	-2.5 to 2.5	Pass	
				10	3.85	6.866	0.0040	-2.5 to 2.5	Pass	
				30	3.85	4.063	0.0024	-2.5 to 2.5	Pass	
				40	3.85	-13.933	-0.0081	-2.5 to 2.5	Pass	
				50	3.85	-33.846	-0.0198	-2.5 to 2.5	Pass	
				1732.5	6	0	20	3.27	9.398	0.0054
	3.85	26.636	0.0154					-2.5 to 2.5	Pass	
	4.43	27.509	0.0159					-2.5 to 2.5	Pass	
	-30	3.85	20.385				0.0118	-2.5 to 2.5	Pass	
		-20	3.85				5.894	0.0034	-2.5 to 2.5	Pass
			-10				3.85	-5.507	-0.0032	-2.5 to 2.5
	0	3.85	-11.544				-0.0067	-2.5 to 2.5	Pass	
	10	3.85	-12.660				-0.0073	-2.5 to 2.5	Pass	
	30	3.85	-17.810				-0.0103	-2.5 to 2.5	Pass	
	40	3.85	-18.497				-0.0107	-2.5 to 2.5	Pass	
	50	3.85	-25.105				-0.0145	-2.5 to 2.5	Pass	
	1754.3	6	0				20	3.27	14.963	0.0085
				3.85	28.009	0.0160		-2.5 to 2.5	Pass	

					4.43	29.998	0.0171	-2.5 to 2.5	Pass
				-30	3.85	41.986	0.0239	-2.5 to 2.5	Pass
				-20	3.85	-3.362	-0.0019	-2.5 to 2.5	Pass
				-10	3.85	-6.638	-0.0038	-2.5 to 2.5	Pass
				0	3.85	-13.618	-0.0078	-2.5 to 2.5	Pass
				10	3.85	-23.832	-0.0136	-2.5 to 2.5	Pass
				30	3.85	-33.259	-0.0190	-2.5 to 2.5	Pass
				40	3.85	-29.368	-0.0167	-2.5 to 2.5	Pass
				50	3.85	-27.795	-0.0158	-2.5 to 2.5	Pass
16QAM	1710.7	6	0	20	3.27	-18.911	-0.0111	-2.5 to 2.5	Pass
					3.85	-33.703	-0.0197	-2.5 to 2.5	Pass
					4.43	-9.413	-0.0055	-2.5 to 2.5	Pass
				-30	3.85	-19.813	-0.0116	-2.5 to 2.5	Pass
				-20	3.85	-32.816	-0.0192	-2.5 to 2.5	Pass
				-10	3.85	-1.974	-0.0012	-2.5 to 2.5	Pass
				0	3.85	-0.057	0.0000	-2.5 to 2.5	Pass
				10	3.85	-4.163	-0.0024	-2.5 to 2.5	Pass
				30	3.85	-9.713	-0.0057	-2.5 to 2.5	Pass
				40	3.85	0.372	0.0002	-2.5 to 2.5	Pass
	50	3.85	-5.035	-0.0029	-2.5 to 2.5	Pass			
	1732.5	6	0	20	3.27	-34.575	-0.0200	-2.5 to 2.5	Pass
					3.85	-11.916	-0.0069	-2.5 to 2.5	Pass
					4.43	-19.398	-0.0112	-2.5 to 2.5	Pass
				-30	3.85	-8.240	-0.0048	-2.5 to 2.5	Pass
				-20	3.85	-11.230	-0.0065	-2.5 to 2.5	Pass
				-10	3.85	13.862	0.0080	-2.5 to 2.5	Pass
				0	3.85	30.642	0.0177	-2.5 to 2.5	Pass
				10	3.85	24.562	0.0142	-2.5 to 2.5	Pass
				30	3.85	18.754	0.0108	-2.5 to 2.5	Pass
				40	3.85	13.676	0.0079	-2.5 to 2.5	Pass
	50	3.85	10.028	0.0058	-2.5 to 2.5	Pass			
	1754.3	6	0	20	3.27	-26.951	-0.0154	-2.5 to 2.5	Pass
					3.85	-15.979	-0.0091	-2.5 to 2.5	Pass
					4.43	-12.674	-0.0072	-2.5 to 2.5	Pass
				-30	3.85	-32.945	-0.0188	-2.5 to 2.5	Pass
				-20	3.85	-17.624	-0.0100	-2.5 to 2.5	Pass
				-10	3.85	-5.507	-0.0031	-2.5 to 2.5	Pass
				0	3.85	-3.076	-0.0018	-2.5 to 2.5	Pass
				10	3.85	4.334	0.0025	-2.5 to 2.5	Pass
30				3.85	21.672	0.0124	-2.5 to 2.5	Pass	
40				3.85	32.158	0.0183	-2.5 to 2.5	Pass	
50	3.85	35.806	0.0204	-2.5 to 2.5	Pass				

2.2 B4_3MHz

2.2.1 Test Result

Band: 4 / Bandwidth: 3MHz									
Modulation	Frequency (MHz)	RB Allocation		Temp. (°C)	Voltage (VDC)	Freq. Error (Hz)	Freq. vs. Rated (ppm)		Verdict
		Size	Offset				Result	Limit	
QPSK	1711.5	15	0	20	3.27	32.272	0.0189	-2.5 to 2.5	Pass
					3.85	7.839	0.0046	-2.5 to 2.5	Pass
					4.43	9.756	0.0057	-2.5 to 2.5	Pass
				-30	3.85	-2.089	-0.0012	-2.5 to 2.5	Pass
				-20	3.85	-0.014	0.0000	-2.5 to 2.5	Pass
				-10	3.85	-6.294	-0.0037	-2.5 to 2.5	Pass
				0	3.85	-18.911	-0.0110	-2.5 to 2.5	Pass

				10	3.85	-37.951	-0.0222	-2.5 to 2.5	Pass	
				30	3.85	-0.858	-0.0005	-2.5 to 2.5	Pass	
				40	3.85	-17.982	-0.0105	-2.5 to 2.5	Pass	
				50	3.85	-2.961	-0.0017	-2.5 to 2.5	Pass	
	1732.5	15	0	20	3.27	-19.841	-0.0115	-2.5 to 2.5	Pass	
					3.85	-34.189	-0.0197	-2.5 to 2.5	Pass	
					4.43	-20.299	-0.0117	-2.5 to 2.5	Pass	
				-30	3.85	-6.094	-0.0035	-2.5 to 2.5	Pass	
				-20	3.85	-9.198	-0.0053	-2.5 to 2.5	Pass	
				-10	3.85	-26.250	-0.0152	-2.5 to 2.5	Pass	
				0	3.85	-12.102	-0.0070	-2.5 to 2.5	Pass	
				10	3.85	-22.259	-0.0128	-2.5 to 2.5	Pass	
				30	3.85	-25.163	-0.0145	-2.5 to 2.5	Pass	
				40	3.85	-21.701	-0.0125	-2.5 to 2.5	Pass	
				50	3.85	4.721	0.0027	-2.5 to 2.5	Pass	
				1753.5	15	0	20	3.27	11.573	0.0066
	3.85	16.937	0.0097					-2.5 to 2.5	Pass	
	4.43	2.131	0.0012					-2.5 to 2.5	Pass	
	-30	3.85	-10.471				-0.0060	-2.5 to 2.5	Pass	
	-20	3.85	-19.212				-0.0110	-2.5 to 2.5	Pass	
	-10	3.85	-19.698				-0.0112	-2.5 to 2.5	Pass	
	0	3.85	-19.441				-0.0111	-2.5 to 2.5	Pass	
	10	3.85	-14.691				-0.0084	-2.5 to 2.5	Pass	
	30	3.85	-2.804				-0.0016	-2.5 to 2.5	Pass	
	40	3.85	3.047				0.0017	-2.5 to 2.5	Pass	
	50	3.85	11.702				0.0067	-2.5 to 2.5	Pass	
	16QAM	1711.5	15				0	20	3.27	-24.419
				3.85	-26.579	-0.0155			-2.5 to 2.5	Pass
				4.43	-24.261	-0.0142			-2.5 to 2.5	Pass
				-30	3.85	-9.398		-0.0055	-2.5 to 2.5	Pass
-20				3.85	-31.428	-0.0184		-2.5 to 2.5	Pass	
-10				3.85	-45.204	-0.0264		-2.5 to 2.5	Pass	
0				3.85	-5.436	-0.0032		-2.5 to 2.5	Pass	
10				3.85	-0.801	-0.0005		-2.5 to 2.5	Pass	
30				3.85	-4.692	-0.0027		-2.5 to 2.5	Pass	
40				3.85	-12.388	-0.0072		-2.5 to 2.5	Pass	
50				3.85	-8.855	-0.0052		-2.5 to 2.5	Pass	
1732.5				15	0	20		3.27	-13.461	-0.0078
		3.85	-14.191				-0.0082	-2.5 to 2.5	Pass	
		4.43	-29.268				-0.0169	-2.5 to 2.5	Pass	
		-30	3.85			-39.468	-0.0228	-2.5 to 2.5	Pass	
		-20	3.85			6.523	0.0038	-2.5 to 2.5	Pass	
		-10	3.85			-0.544	-0.0003	-2.5 to 2.5	Pass	
		0	3.85			3.405	0.0020	-2.5 to 2.5	Pass	
		10	3.85			11.086	0.0064	-2.5 to 2.5	Pass	
		30	3.85			7.997	0.0046	-2.5 to 2.5	Pass	
		40	3.85			3.505	0.0020	-2.5 to 2.5	Pass	
		50	3.85			-1.674	-0.0010	-2.5 to 2.5	Pass	
		1753.5	15			0	20	3.27	32.544	0.0186
3.85				31.128	0.0178			-2.5 to 2.5	Pass	
4.43				2.360	0.0013			-2.5 to 2.5	Pass	
-30				3.85	-0.286		-0.0002	-2.5 to 2.5	Pass	
-20				3.85	-7.181		-0.0041	-2.5 to 2.5	Pass	
-10				3.85	4.191		0.0024	-2.5 to 2.5	Pass	
0				3.85	21.858		0.0125	-2.5 to 2.5	Pass	
10				3.85	26.736		0.0152	-2.5 to 2.5	Pass	
30	3.85			23.017	0.0131		-2.5 to 2.5	Pass		
40	3.85			28.896	0.0165		-2.5 to 2.5	Pass		
50	3.85			1.531	0.0009		-2.5 to 2.5	Pass		

2.3 B4_5MHz

2.3.1 Test Result

Band: 4 / Bandwidth: 5MHz									
Modulation	Frequency (MHz)	RB Allocation		Temp. (°C)	Voltage (VDC)	Freq. Error (Hz)	Freq. vs. Rated (ppm)		Verdict
		Size	Offset				Result	Limit	
QPSK	1712.5	25	0	20	3.27	28.567	0.0167	-2.5 to 2.5	Pass
					3.85	18.168	0.0106	-2.5 to 2.5	Pass
					4.43	14.534	0.0085	-2.5 to 2.5	Pass
				-30	3.85	24.648	0.0144	-2.5 to 2.5	Pass
				-20	3.85	26.135	0.0153	-2.5 to 2.5	Pass
				-10	3.85	23.789	0.0139	-2.5 to 2.5	Pass
				0	3.85	9.913	0.0058	-2.5 to 2.5	Pass
				10	3.85	3.018	0.0018	-2.5 to 2.5	Pass
				30	3.85	-4.764	-0.0028	-2.5 to 2.5	Pass
	40	3.85	-19.312	-0.0113	-2.5 to 2.5	Pass			
	50	3.85	-15.721	-0.0092	-2.5 to 2.5	Pass			
	1732.5	25	0	20	3.27	-13.561	-0.0078	-2.5 to 2.5	Pass
					3.85	-21.000	-0.0121	-2.5 to 2.5	Pass
					4.43	-26.178	-0.0151	-2.5 to 2.5	Pass
				-30	3.85	-31.142	-0.0180	-2.5 to 2.5	Pass
				-20	3.85	-23.317	-0.0135	-2.5 to 2.5	Pass
				-10	3.85	-25.005	-0.0144	-2.5 to 2.5	Pass
				0	3.85	-0.901	-0.0005	-2.5 to 2.5	Pass
				10	3.85	-23.761	-0.0137	-2.5 to 2.5	Pass
				30	3.85	-30.112	-0.0174	-2.5 to 2.5	Pass
	40	3.85	-27.452	-0.0158	-2.5 to 2.5	Pass			
	50	3.85	-33.274	-0.0192	-2.5 to 2.5	Pass			
	1752.5	25	0	20	3.27	-12.231	-0.0070	-2.5 to 2.5	Pass
					3.85	-14.734	-0.0084	-2.5 to 2.5	Pass
					4.43	-19.026	-0.0109	-2.5 to 2.5	Pass
				-30	3.85	-21.386	-0.0122	-2.5 to 2.5	Pass
				-20	3.85	-23.389	-0.0133	-2.5 to 2.5	Pass
-10				3.85	-22.731	-0.0130	-2.5 to 2.5	Pass	
0				3.85	-21.787	-0.0124	-2.5 to 2.5	Pass	
10				3.85	-27.738	-0.0158	-2.5 to 2.5	Pass	
30				3.85	-33.088	-0.0189	-2.5 to 2.5	Pass	
40	3.85	-33.975	-0.0194	-2.5 to 2.5	Pass				
50	3.85	-43.874	-0.0250	-2.5 to 2.5	Pass				
16QAM	1712.5	25	0	20	3.27	-28.510	-0.0166	-2.5 to 2.5	Pass
					3.85	-8.469	-0.0049	-2.5 to 2.5	Pass
					4.43	-35.462	-0.0207	-2.5 to 2.5	Pass
				-30	3.85	2.017	0.0012	-2.5 to 2.5	Pass
				-20	3.85	-8.254	-0.0048	-2.5 to 2.5	Pass
				-10	3.85	-21.915	-0.0128	-2.5 to 2.5	Pass
				0	3.85	-32.372	-0.0189	-2.5 to 2.5	Pass
				10	3.85	-36.378	-0.0212	-2.5 to 2.5	Pass
				30	3.85	-5.536	-0.0032	-2.5 to 2.5	Pass
	40	3.85	-12.574	-0.0073	-2.5 to 2.5	Pass			
	50	3.85	-22.860	-0.0133	-2.5 to 2.5	Pass			
	1732.5	25	0	20	3.27	-0.944	-0.0005	-2.5 to 2.5	Pass
					3.85	-9.398	-0.0054	-2.5 to 2.5	Pass
					4.43	-16.651	-0.0096	-2.5 to 2.5	Pass
				-30	3.85	-23.289	-0.0134	-2.5 to 2.5	Pass
-20				3.85	-30.470	-0.0176	-2.5 to 2.5	Pass	

				-10	3.85	-39.539	-0.0228	-2.5 to 2.5	Pass
				0	3.85	-40.455	-0.0234	-2.5 to 2.5	Pass
				10	3.85	-42.858	-0.0247	-2.5 to 2.5	Pass
				30	3.85	-10.128	-0.0058	-2.5 to 2.5	Pass
				40	3.85	-18.096	-0.0104	-2.5 to 2.5	Pass
				50	3.85	-15.950	-0.0092	-2.5 to 2.5	Pass
	1752.5	25	0	20	3.27	-20.499	-0.0117	-2.5 to 2.5	Pass
					3.85	-33.302	-0.0190	-2.5 to 2.5	Pass
					4.43	-44.961	-0.0257	-2.5 to 2.5	Pass
				-30	3.85	-34.790	-0.0199	-2.5 to 2.5	Pass
				-20	3.85	-26.479	-0.0151	-2.5 to 2.5	Pass
				-10	3.85	-31.357	-0.0179	-2.5 to 2.5	Pass
				0	3.85	-18.940	-0.0108	-2.5 to 2.5	Pass
				10	3.85	-23.017	-0.0131	-2.5 to 2.5	Pass
				30	3.85	-30.112	-0.0172	-2.5 to 2.5	Pass
				40	3.85	-24.834	-0.0142	-2.5 to 2.5	Pass
				50	3.85	-7.739	-0.0044	-2.5 to 2.5	Pass

2.4 B4_10MHz

2.4.1 Test Result

Band: 4 / Bandwidth: 10MHz									
Modulation	Frequency (MHz)	RB Allocation		Temp. (°C)	Voltage (VDC)	Freq. Error (Hz)	Freq. vs. Rated (ppm)		Verdict
		Size	Offset				Result	Limit	
QPSK	1715	50	0	20	3.27	38.638	0.0225	-2.5 to 2.5	Pass
					3.85	19.970	0.0116	-2.5 to 2.5	Pass
					4.43	6.623	0.0039	-2.5 to 2.5	Pass
				-30	3.85	13.161	0.0077	-2.5 to 2.5	Pass
				-20	3.85	5.250	0.0031	-2.5 to 2.5	Pass
				-10	3.85	-9.499	-0.0055	-2.5 to 2.5	Pass
				0	3.85	-9.942	-0.0058	-2.5 to 2.5	Pass
				10	3.85	-31.829	-0.0186	-2.5 to 2.5	Pass
				30	3.85	-21.787	-0.0127	-2.5 to 2.5	Pass
				40	3.85	0.343	0.0002	-2.5 to 2.5	Pass
				50	3.85	-2.961	-0.0017	-2.5 to 2.5	Pass
				1732.5	50	0	20	3.27	-5.322
	3.85	-0.401	-0.0002					-2.5 to 2.5	Pass
	4.43	14.791	0.0085					-2.5 to 2.5	Pass
	-30	3.85	7.310				0.0042	-2.5 to 2.5	Pass
	-20	3.85	-8.097				-0.0047	-2.5 to 2.5	Pass
	-10	3.85	-25.492				-0.0147	-2.5 to 2.5	Pass
	0	3.85	-8.340				-0.0048	-2.5 to 2.5	Pass
	10	3.85	-32.487				-0.0188	-2.5 to 2.5	Pass
	30	3.85	-20.700				-0.0119	-2.5 to 2.5	Pass
	40	3.85	-31.242				-0.0180	-2.5 to 2.5	Pass
	50	3.85	-10.486				-0.0061	-2.5 to 2.5	Pass
	1750	50	0				20	3.27	-15.178
				3.85	-10.142	-0.0058		-2.5 to 2.5	Pass
				4.43	-2.561	-0.0015		-2.5 to 2.5	Pass
				-30	3.85	12.374	0.0071	-2.5 to 2.5	Pass
				-20	3.85	16.837	0.0096	-2.5 to 2.5	Pass
				-10	3.85	18.082	0.0103	-2.5 to 2.5	Pass
				0	3.85	14.720	0.0084	-2.5 to 2.5	Pass
				10	3.85	2.804	0.0016	-2.5 to 2.5	Pass
30				3.85	-6.194	-0.0035	-2.5 to 2.5	Pass	
40				3.85	-17.524	-0.0100	-2.5 to 2.5	Pass	

16QAM	1715	50	0	50	3.85	-24.233	-0.0138	-2.5 to 2.5	Pass
				20	3.27	-19.355	-0.0113	-2.5 to 2.5	Pass
					3.85	-33.760	-0.0197	-2.5 to 2.5	Pass
				20	4.43	12.202	0.0071	-2.5 to 2.5	Pass
					-30	3.85	10.328	0.0060	-2.5 to 2.5
				-20	3.85	27.881	0.0163	-2.5 to 2.5	Pass
				-10	3.85	41.585	0.0242	-2.5 to 2.5	Pass
				0	3.85	-8.726	-0.0051	-2.5 to 2.5	Pass
				10	3.85	-29.540	-0.0172	-2.5 to 2.5	Pass
				30	3.85	9.027	0.0053	-2.5 to 2.5	Pass
	40	3.85	3.161	0.0018	-2.5 to 2.5	Pass			
	50	3.85	3.862	0.0023	-2.5 to 2.5	Pass			
	1732.5	50	0	20	3.27	-15.850	-0.0091	-2.5 to 2.5	Pass
					3.85	-40.512	-0.0234	-2.5 to 2.5	Pass
				20	4.43	1.330	0.0008	-2.5 to 2.5	Pass
					-30	3.85	-0.072	0.0000	-2.5 to 2.5
				-20	3.85	-3.633	-0.0021	-2.5 to 2.5	Pass
				-10	3.85	6.723	0.0039	-2.5 to 2.5	Pass
				0	3.85	-2.904	-0.0017	-2.5 to 2.5	Pass
				10	3.85	1.945	0.0011	-2.5 to 2.5	Pass
				30	3.85	-4.063	-0.0023	-2.5 to 2.5	Pass
				40	3.85	-3.777	-0.0022	-2.5 to 2.5	Pass
	50	3.85	1.159	0.0007	-2.5 to 2.5	Pass			
	1750	50	0	20	3.27	-32.215	-0.0184	-2.5 to 2.5	Pass
					3.85	-6.795	-0.0039	-2.5 to 2.5	Pass
				20	4.43	-21.043	-0.0120	-2.5 to 2.5	Pass
					-30	3.85	-30.742	-0.0176	-2.5 to 2.5
				-20	3.85	-21.501	-0.0123	-2.5 to 2.5	Pass
				-10	3.85	-4.621	-0.0026	-2.5 to 2.5	Pass
				0	3.85	4.807	0.0027	-2.5 to 2.5	Pass
10				3.85	17.781	0.0102	-2.5 to 2.5	Pass	
30				3.85	14.863	0.0085	-2.5 to 2.5	Pass	
40				3.85	1.116	0.0006	-2.5 to 2.5	Pass	
50	3.85	-4.864	-0.0028	-2.5 to 2.5	Pass				

2.5 B4_15MHz

2.5.1 Test Result

Band: 4 / Bandwidth: 15MHz									
Modulation	Frequency (MHz)	RB Allocation		Temp. (°C)	Voltage (VDC)	Freq. Error (Hz)	Freq. vs. Rated (ppm)		Verdict
		Size	Offset				Result	Limit	
QPSK	1717.5	75	0	20	3.27	6.909	0.0040	-2.5 to 2.5	Pass
					3.85	-6.781	-0.0039	-2.5 to 2.5	Pass
				20	4.43	24.805	0.0144	-2.5 to 2.5	Pass
					-30	3.85	0.086	0.0001	-2.5 to 2.5
				-20	3.85	-1.645	-0.0010	-2.5 to 2.5	Pass
				-10	3.85	-9.813	-0.0057	-2.5 to 2.5	Pass
				0	3.85	-20.428	-0.0119	-2.5 to 2.5	Pass
				10	3.85	-33.116	-0.0193	-2.5 to 2.5	Pass
				30	3.85	-17.295	-0.0101	-2.5 to 2.5	Pass
				40	3.85	-35.505	-0.0207	-2.5 to 2.5	Pass
	50	3.85	-4.392	-0.0026	-2.5 to 2.5	Pass			
	1732.5	75	0	20	3.27	4.478	0.0026	-2.5 to 2.5	Pass
					3.85	14.205	0.0082	-2.5 to 2.5	Pass
				20	4.43	-28.281	-0.0163	-2.5 to 2.5	Pass
-30					3.85	-20.199	-0.0117	-2.5 to 2.5	Pass

				-20	3.85	-17.452	-0.0101	-2.5 to 2.5	Pass
				-10	3.85	-30.656	-0.0177	-2.5 to 2.5	Pass
				0	3.85	-32.701	-0.0189	-2.5 to 2.5	Pass
				10	3.85	-17.424	-0.0101	-2.5 to 2.5	Pass
				30	3.85	-13.747	-0.0079	-2.5 to 2.5	Pass
				40	3.85	-17.924	-0.0103	-2.5 to 2.5	Pass
	50	3.85	-18.253	-0.0105	-2.5 to 2.5	Pass			
	1747.5	75	0	20	3.27	-15.492	-0.0089	-2.5 to 2.5	Pass
					3.85	-12.231	-0.0070	-2.5 to 2.5	Pass
					4.43	-25.005	-0.0143	-2.5 to 2.5	Pass
				-30	3.85	-24.805	-0.0142	-2.5 to 2.5	Pass
				-20	3.85	-24.061	-0.0138	-2.5 to 2.5	Pass
				-10	3.85	-25.191	-0.0144	-2.5 to 2.5	Pass
		0	3.85	-20.185	-0.0116	-2.5 to 2.5	Pass		
		10	3.85	-10.943	-0.0063	-2.5 to 2.5	Pass		
		30	3.85	-27.652	-0.0158	-2.5 to 2.5	Pass		
		40	3.85	-23.761	-0.0136	-2.5 to 2.5	Pass		
		50	3.85	3.963	0.0023	-2.5 to 2.5	Pass		
16QAM		1717.5	75	0	20	3.27	-35.634	-0.0207	-2.5 to 2.5
	3.85					-39.411	-0.0229	-2.5 to 2.5	Pass
	4.43					-22.230	-0.0129	-2.5 to 2.5	Pass
	-30				3.85	-45.962	-0.0268	-2.5 to 2.5	Pass
	-20				3.85	-21.644	-0.0126	-2.5 to 2.5	Pass
	-10				3.85	3.004	0.0017	-2.5 to 2.5	Pass
	0		3.85	-5.794	-0.0034	-2.5 to 2.5	Pass		
	10		3.85	1.602	0.0009	-2.5 to 2.5	Pass		
	30		3.85	-19.698	-0.0115	-2.5 to 2.5	Pass		
	40		3.85	-26.350	-0.0153	-2.5 to 2.5	Pass		
	50		3.85	-26.522	-0.0154	-2.5 to 2.5	Pass		
	1732.5		75	0	20	3.27	-24.047	-0.0139	-2.5 to 2.5
		3.85				-19.341	-0.0112	-2.5 to 2.5	Pass
		4.43				-19.512	-0.0113	-2.5 to 2.5	Pass
		-30			3.85	-22.144	-0.0128	-2.5 to 2.5	Pass
		-20			3.85	-26.307	-0.0152	-2.5 to 2.5	Pass
		-10			3.85	-28.338	-0.0164	-2.5 to 2.5	Pass
		0	3.85	-16.265	-0.0094	-2.5 to 2.5	Pass		
		10	3.85	-10.557	-0.0061	-2.5 to 2.5	Pass		
		30	3.85	-25.721	-0.0148	-2.5 to 2.5	Pass		
		40	3.85	-27.995	-0.0162	-2.5 to 2.5	Pass		
		50	3.85	-14.892	-0.0086	-2.5 to 2.5	Pass		
		1747.5	75	0	20	3.27	-13.304	-0.0076	-2.5 to 2.5
	3.85					-16.723	-0.0096	-2.5 to 2.5	Pass
	4.43					-16.122	-0.0092	-2.5 to 2.5	Pass
	-30				3.85	-17.910	-0.0102	-2.5 to 2.5	Pass
	-20				3.85	8.326	0.0048	-2.5 to 2.5	Pass
	-10				3.85	-19.498	-0.0112	-2.5 to 2.5	Pass
	0		3.85	-22.945	-0.0131	-2.5 to 2.5	Pass		
	10		3.85	-21.129	-0.0121	-2.5 to 2.5	Pass		
30	3.85		-17.095	-0.0098	-2.5 to 2.5	Pass			
40	3.85		-30.999	-0.0177	-2.5 to 2.5	Pass			
50	3.85		-13.032	-0.0075	-2.5 to 2.5	Pass			

2.6 B4_20MHz

2.6.1 Test Result

Band: 4 / Bandwidth: 20MHz

Modulation	Frequency (MHz)	RB Allocation		Temp. (°C)	Voltage (VDC)	Freq. Error (Hz)	Freq. vs. Rated (ppm)		Verdict
		Size	Offset				Result	Limit	
QPSK	1720	100	0	20	3.27	27.080	0.0157	-2.5 to 2.5	Pass
					3.85	17.996	0.0105	-2.5 to 2.5	Pass
					4.43	33.431	0.0194	-2.5 to 2.5	Pass
				-30	3.85	21.830	0.0127	-2.5 to 2.5	Pass
				-20	3.85	5.879	0.0034	-2.5 to 2.5	Pass
				-10	3.85	-7.939	-0.0046	-2.5 to 2.5	Pass
				0	3.85	-11.673	-0.0068	-2.5 to 2.5	Pass
				10	3.85	-7.668	-0.0045	-2.5 to 2.5	Pass
				30	3.85	-22.388	-0.0130	-2.5 to 2.5	Pass
				40	3.85	-9.184	-0.0053	-2.5 to 2.5	Pass
	50	3.85	-31.028	-0.0180	-2.5 to 2.5	Pass			
	1732.5	100	0	20	3.27	-9.441	-0.0054	-2.5 to 2.5	Pass
					3.85	-1.402	-0.0008	-2.5 to 2.5	Pass
					4.43	-26.565	-0.0153	-2.5 to 2.5	Pass
				-30	3.85	-20.485	-0.0118	-2.5 to 2.5	Pass
				-20	3.85	-8.640	-0.0050	-2.5 to 2.5	Pass
				-10	3.85	-17.996	-0.0104	-2.5 to 2.5	Pass
				0	3.85	-30.413	-0.0176	-2.5 to 2.5	Pass
				10	3.85	-6.022	-0.0035	-2.5 to 2.5	Pass
				30	3.85	-19.112	-0.0110	-2.5 to 2.5	Pass
				40	3.85	-18.110	-0.0105	-2.5 to 2.5	Pass
	50	3.85	-18.110	-0.0105	-2.5 to 2.5	Pass			
	1745	100	0	20	3.27	3.819	0.0022	-2.5 to 2.5	Pass
					3.85	0.072	0.0000	-2.5 to 2.5	Pass
					4.43	-21.257	-0.0122	-2.5 to 2.5	Pass
				-30	3.85	-18.196	-0.0104	-2.5 to 2.5	Pass
				-20	3.85	-16.823	-0.0096	-2.5 to 2.5	Pass
				-10	3.85	-20.342	-0.0117	-2.5 to 2.5	Pass
				0	3.85	-26.507	-0.0152	-2.5 to 2.5	Pass
				10	3.85	10.443	0.0060	-2.5 to 2.5	Pass
30				3.85	-16.179	-0.0093	-2.5 to 2.5	Pass	
40				3.85	-31.214	-0.0179	-2.5 to 2.5	Pass	
50	3.85	-8.554	-0.0049	-2.5 to 2.5	Pass				
16QAM	1720	100	0	20	3.27	-34.561	-0.0201	-2.5 to 2.5	Pass
					3.85	-36.507	-0.0212	-2.5 to 2.5	Pass
					4.43	-21.944	-0.0128	-2.5 to 2.5	Pass
				-30	3.85	-31.071	-0.0181	-2.5 to 2.5	Pass
				-20	3.85	-27.108	-0.0158	-2.5 to 2.5	Pass
				-10	3.85	-1.945	-0.0011	-2.5 to 2.5	Pass
				0	3.85	-26.865	-0.0156	-2.5 to 2.5	Pass
				10	3.85	-13.103	-0.0076	-2.5 to 2.5	Pass
				30	3.85	-20.914	-0.0122	-2.5 to 2.5	Pass
				40	3.85	-1.173	-0.0007	-2.5 to 2.5	Pass
	50	3.85	3.262	0.0019	-2.5 to 2.5	Pass			
	1732.5	100	0	20	3.27	-30.570	-0.0176	-2.5 to 2.5	Pass
					3.85	-15.421	-0.0089	-2.5 to 2.5	Pass
					4.43	-26.279	-0.0152	-2.5 to 2.5	Pass
				-30	3.85	-36.964	-0.0213	-2.5 to 2.5	Pass
				-20	3.85	-5.436	-0.0031	-2.5 to 2.5	Pass
				-10	3.85	-1.345	-0.0008	-2.5 to 2.5	Pass
				0	3.85	-5.894	-0.0034	-2.5 to 2.5	Pass
				10	3.85	-0.501	-0.0003	-2.5 to 2.5	Pass
				30	3.85	-8.326	-0.0048	-2.5 to 2.5	Pass
				40	3.85	10.443	0.0060	-2.5 to 2.5	Pass
	50	3.85	26.093	0.0151	-2.5 to 2.5	Pass			
	1745	100	0	20	3.27	-10.514	-0.0060	-2.5 to 2.5	Pass
					3.85	-24.462	-0.0140	-2.5 to 2.5	Pass

				4.43	-6.008	-0.0034	-2.5 to 2.5	Pass	
				-30	3.85	-22.945	-0.0131	-2.5 to 2.5	Pass
				-20	3.85	-32.344	-0.0185	-2.5 to 2.5	Pass
				-10	3.85	-6.952	-0.0040	-2.5 to 2.5	Pass
				0	3.85	-15.335	-0.0088	-2.5 to 2.5	Pass
				10	3.85	-19.755	-0.0113	-2.5 to 2.5	Pass
				30	3.85	-24.920	-0.0143	-2.5 to 2.5	Pass
				40	3.85	-27.766	-0.0159	-2.5 to 2.5	Pass
				50	3.85	-24.447	-0.0140	-2.5 to 2.5	Pass

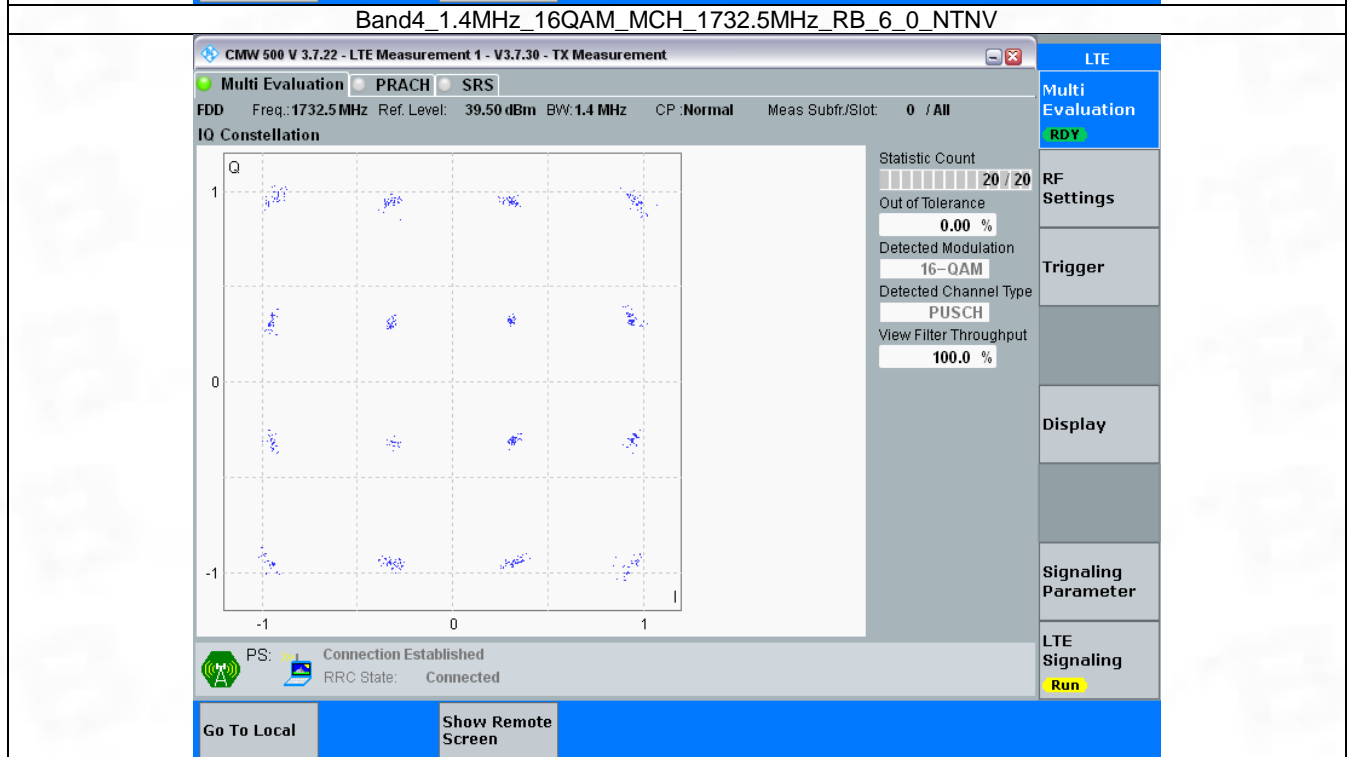
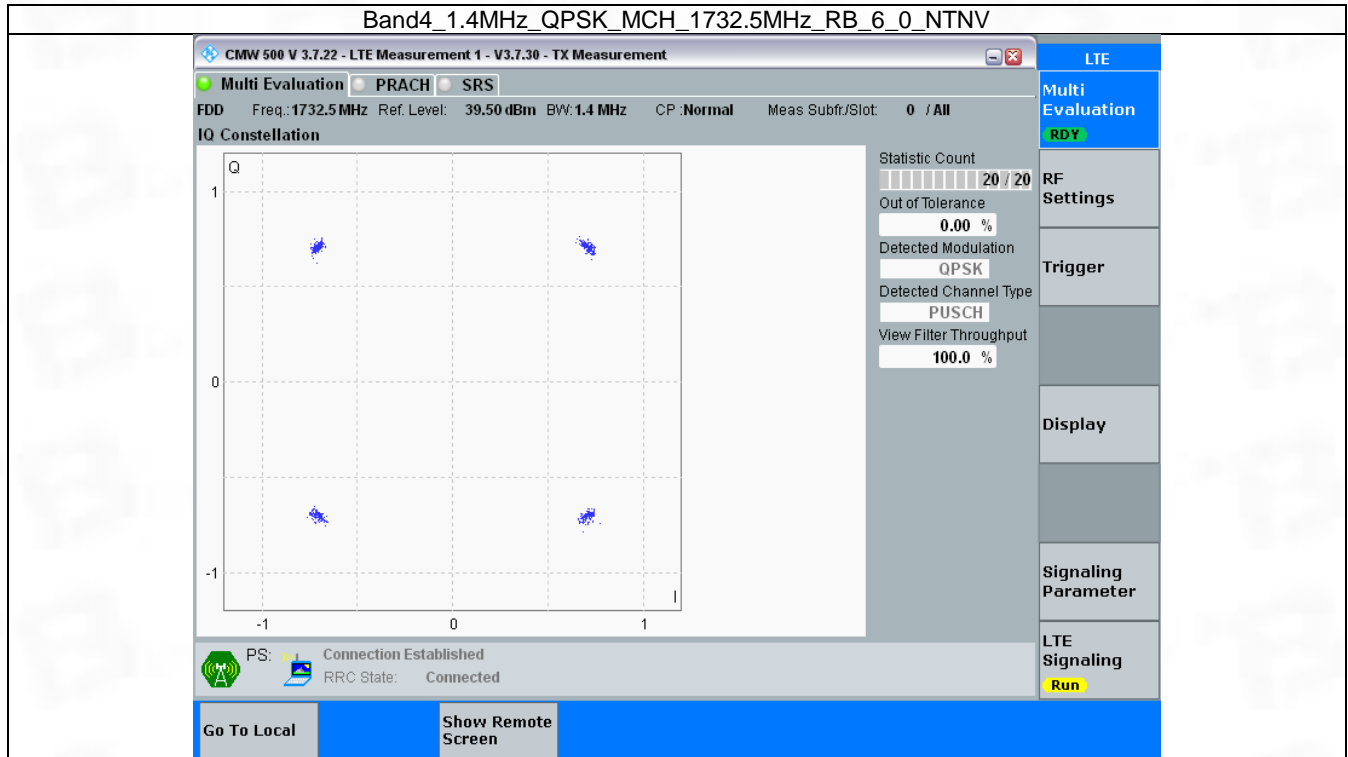
3. Modulation Characteristics

3.1 B4_1.4MHz

3.1.1 Test Result

Band: 4 / Bandwidth: 1.4MHz / NTN						
Modulation	Frequency (MHz)	RB Allocation		Modulation Characteristics		Verdict
		Size	Offset	Result	Limit	
QPSK	1732.5	6	0	Refer To Test Graph		Pass
16QAM	1732.5	6	0	Refer To Test Graph		Pass

3.1.2 Test Graph

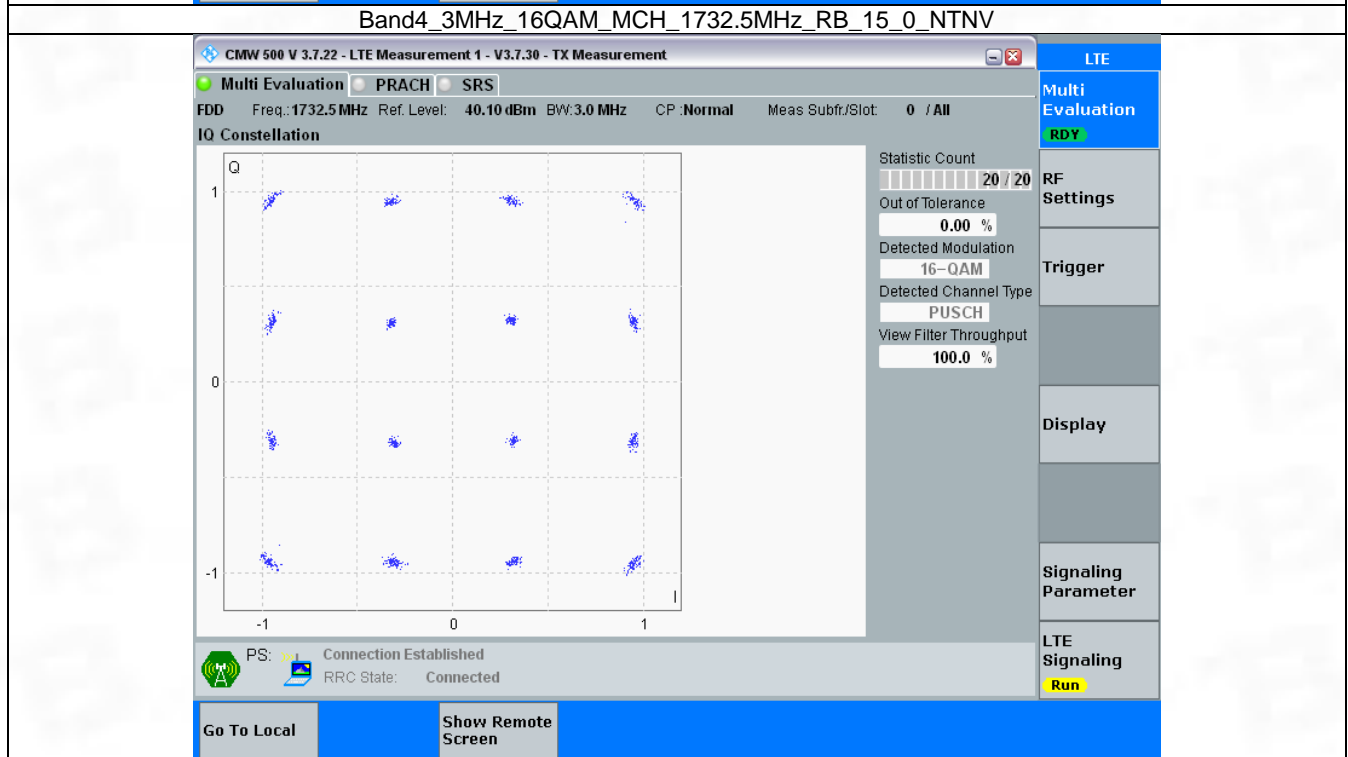
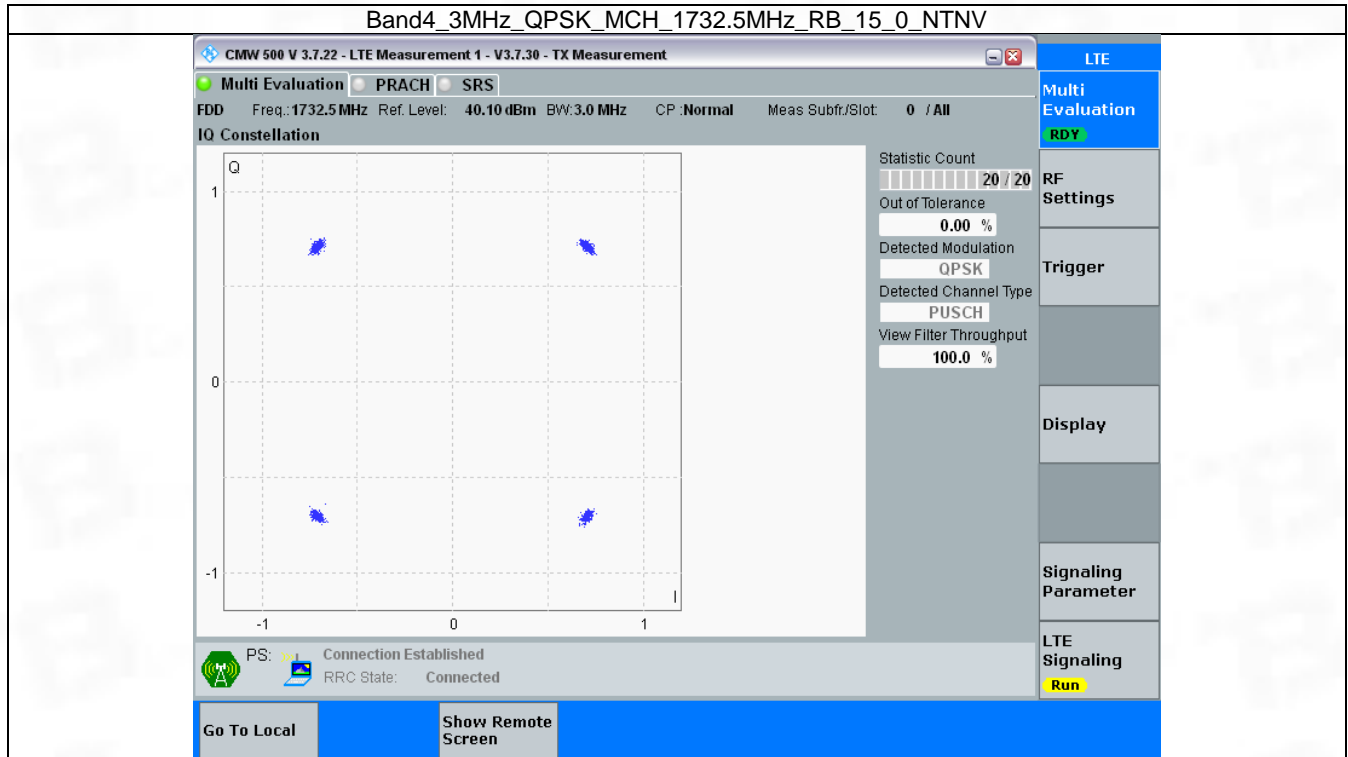


3.2 B4_3MHz

3.2.1 Test Result

Band: 4 / Bandwidth: 3MHz / NTN						
Modulation	Frequency (MHz)	RB Allocation		Modulation Characteristics		Verdict
		Size	Offset	Result	Limit	
QPSK	1732.5	15	0	Refer To Test Graph		Pass
16QAM	1732.5	15	0	Refer To Test Graph		Pass

3.2.2 Test Graph

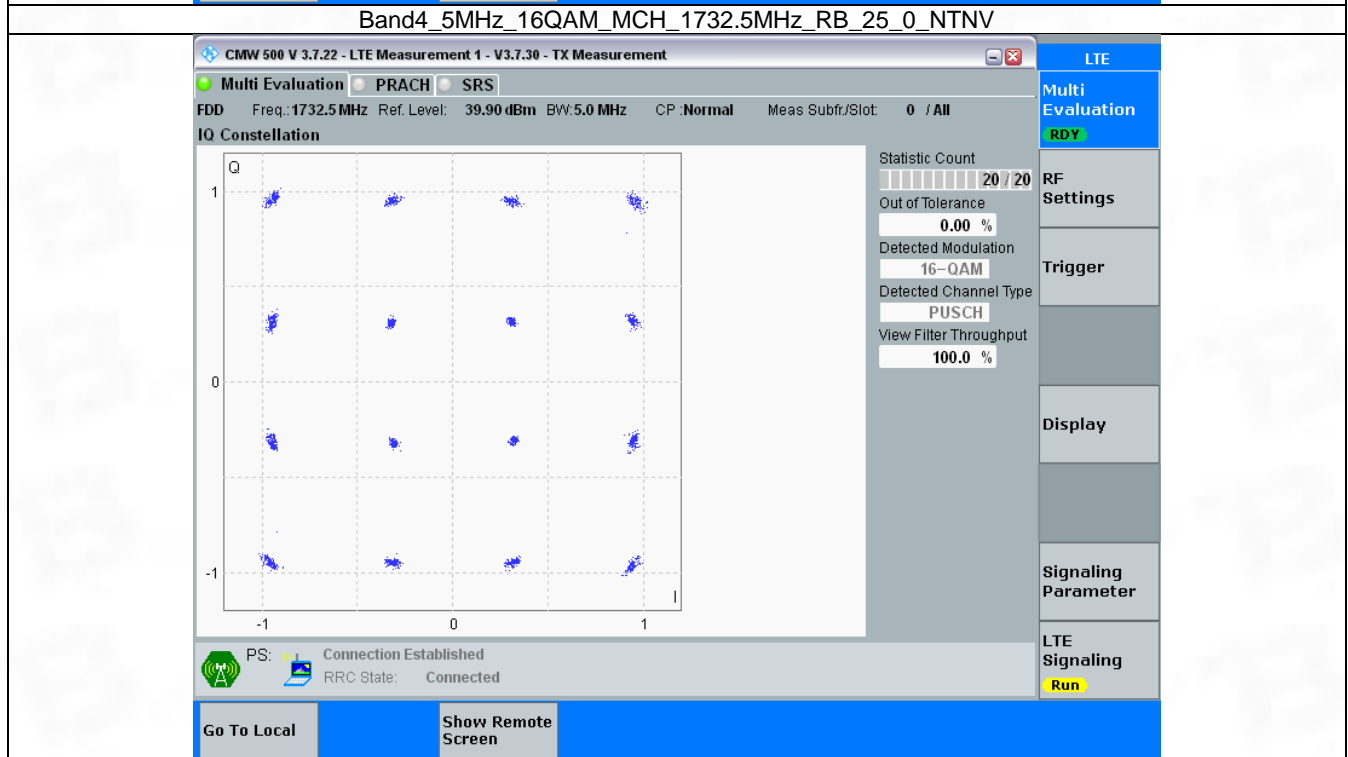
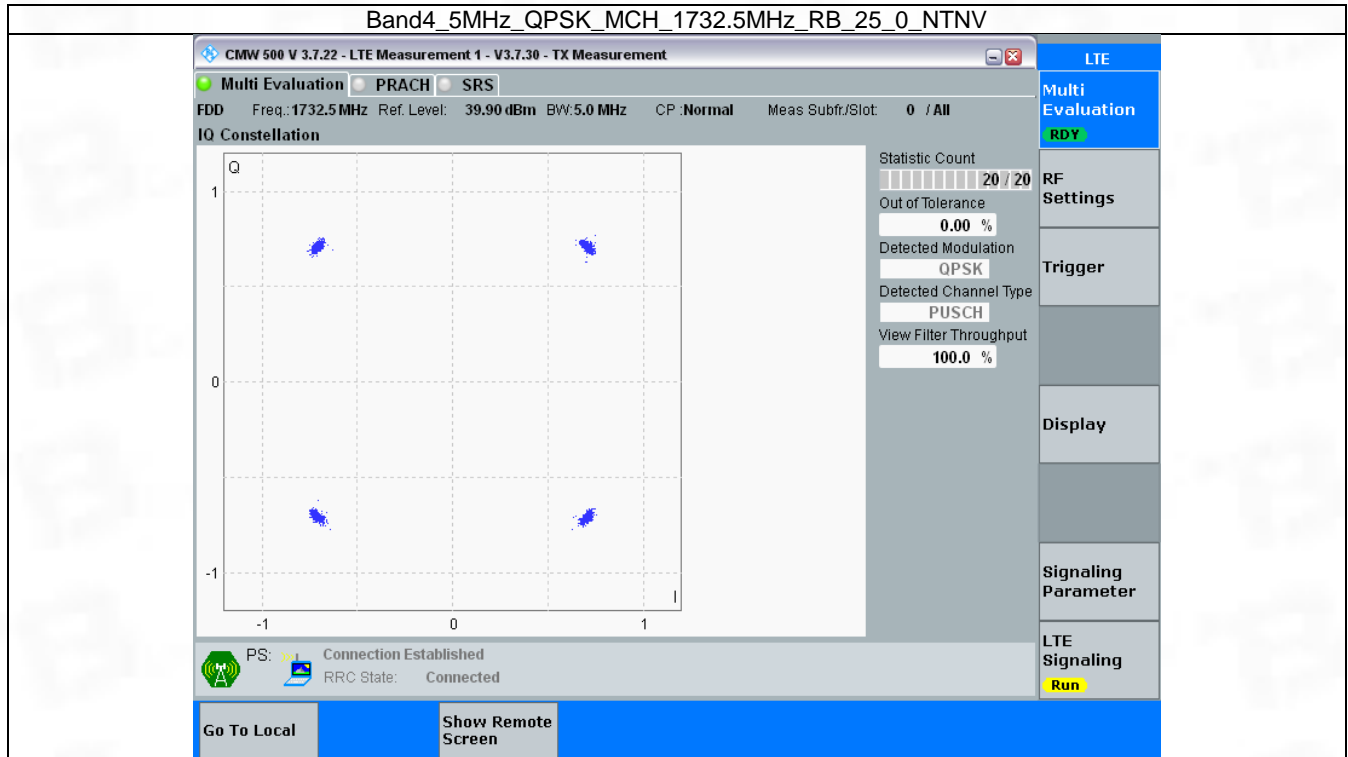


3.3 B4_5MHz

3.3.1 Test Result

Band: 4 / Bandwidth: 5MHz / NTN						
Modulation	Frequency (MHz)	RB Allocation		Modulation Characteristics		Verdict
		Size	Offset	Result	Limit	
QPSK	1732.5	25	0	Refer To Test Graph		Pass
16QAM	1732.5	25	0	Refer To Test Graph		Pass

3.3.2 Test Graph

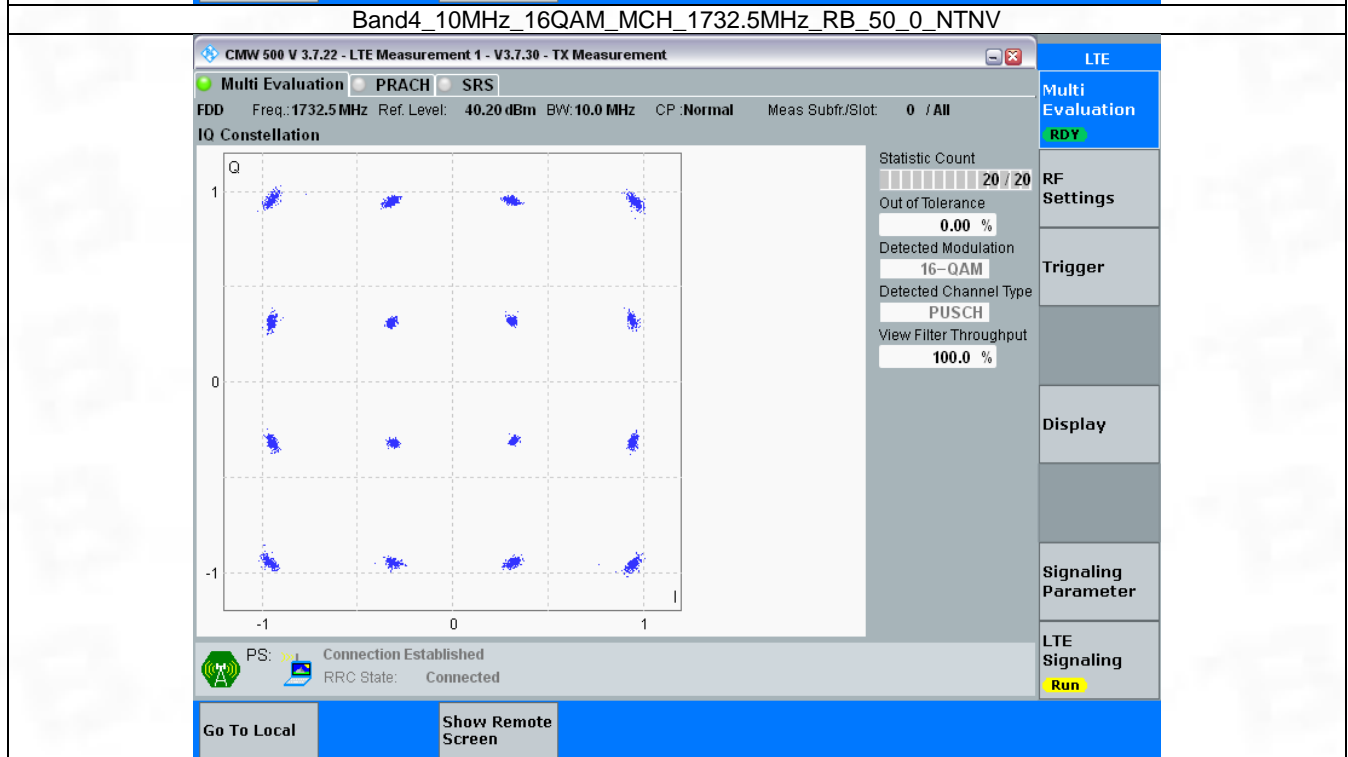
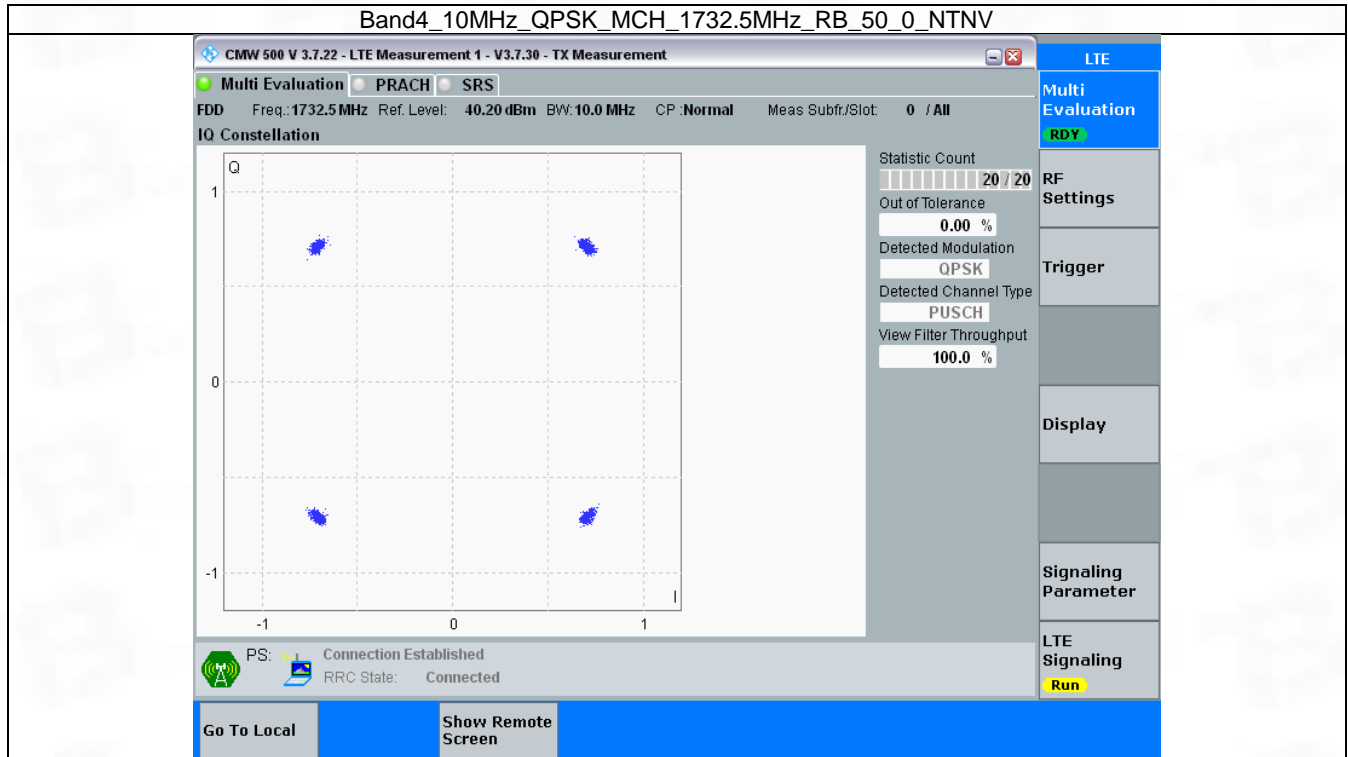


3.4 B4_10MHz

3.4.1 Test Result

Band: 4 / Bandwidth: 10MHz / NTV						
Modulation	Frequency (MHz)	RB Allocation		Modulation Characteristics		Verdict
		Size	Offset	Result	Limit	
QPSK	1732.5	50	0	Refer To Test Graph		Pass
16QAM	1732.5	50	0	Refer To Test Graph		Pass

3.4.2 Test Graph

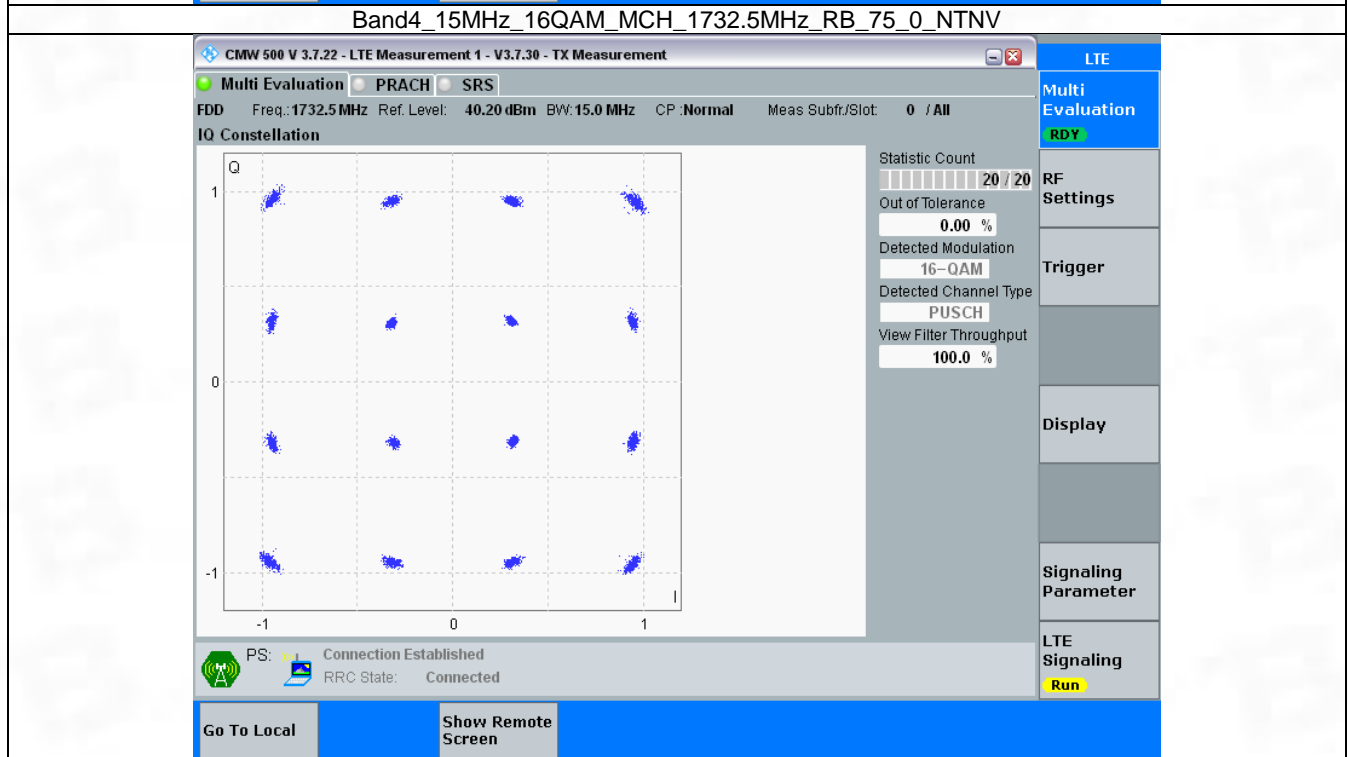
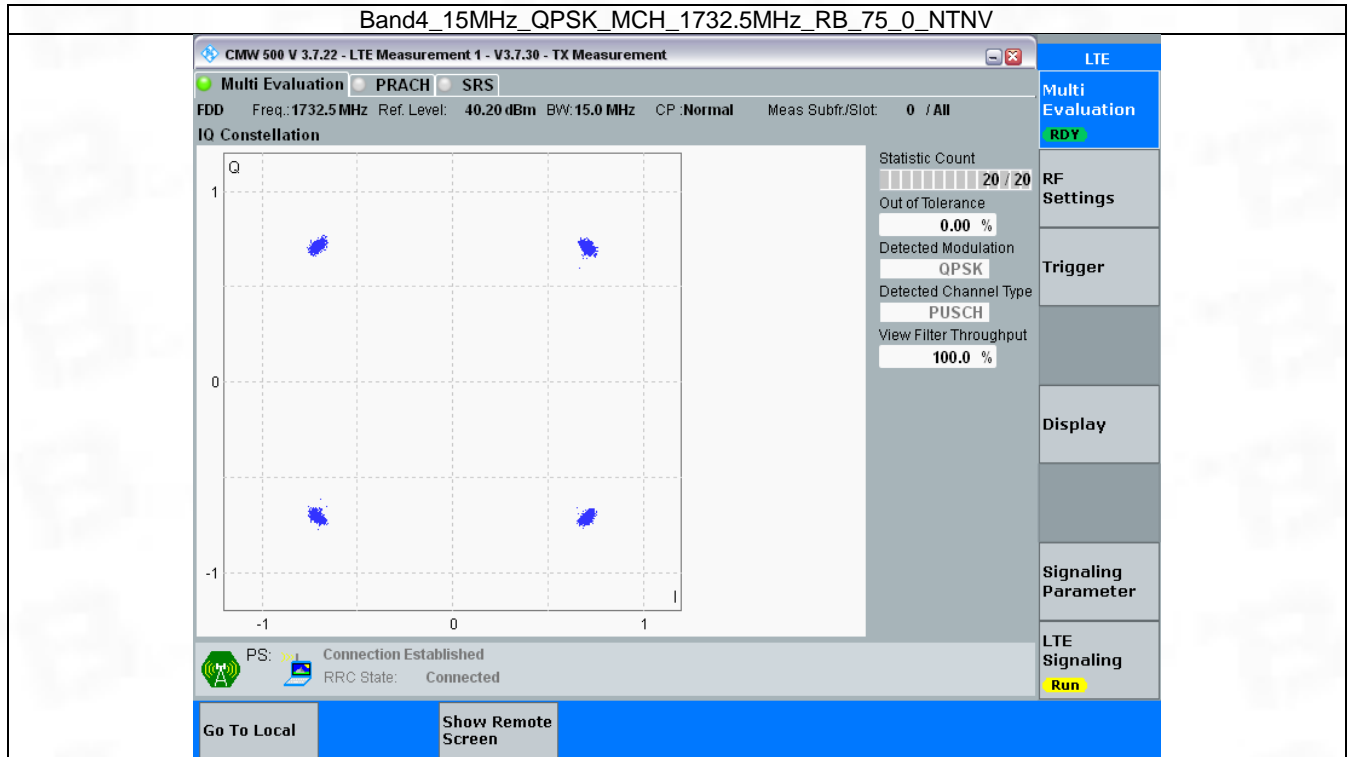


3.5 B4_15MHz

3.5.1 Test Result

Band: 4 / Bandwidth: 15MHz / NTV						
Modulation	Frequency (MHz)	RB Allocation		Modulation Characteristics		Verdict
		Size	Offset	Result	Limit	
QPSK	1732.5	75	0	Refer To Test Graph		Pass
16QAM	1732.5	75	0	Refer To Test Graph		Pass

3.5.2 Test Graph

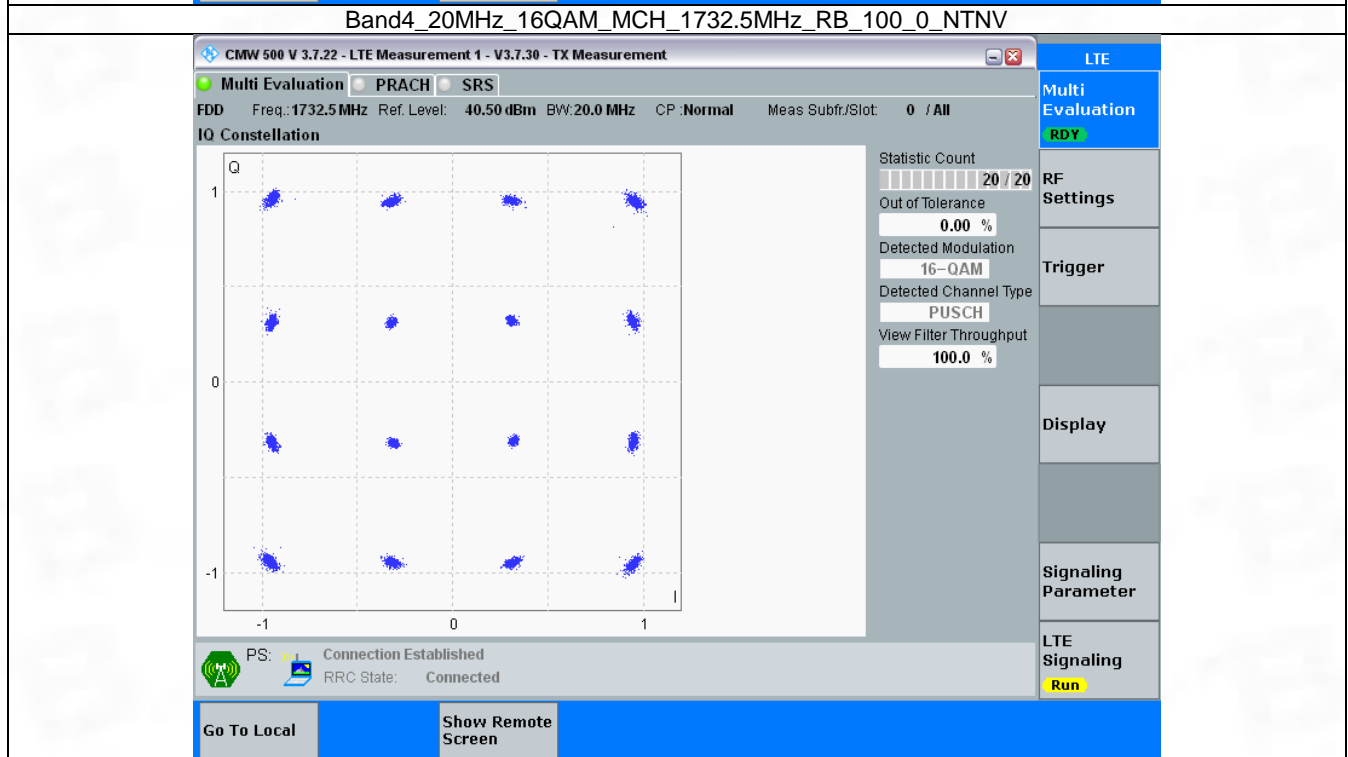
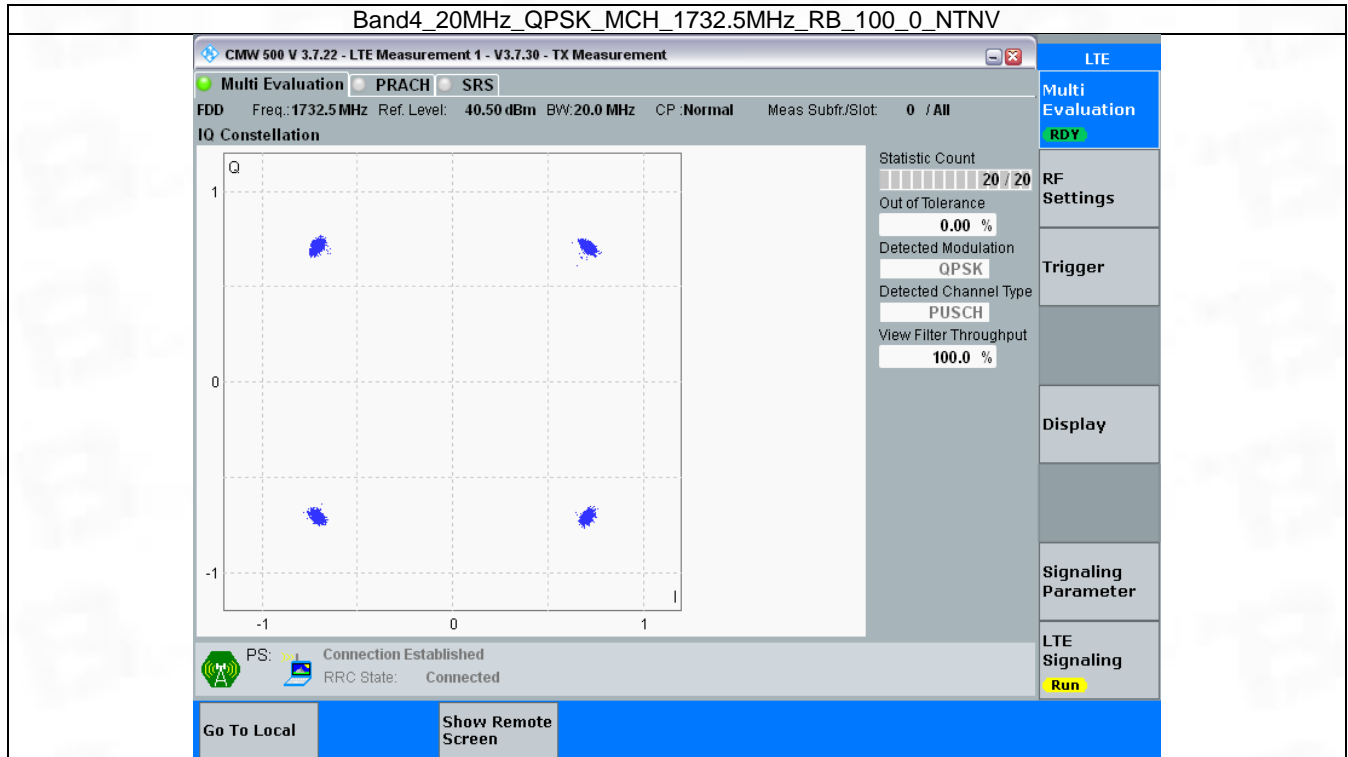


3.6 B4_20MHz

3.6.1 Test Result

Band: 4 / Bandwidth: 20MHz / NTV						
Modulation	Frequency (MHz)	RB Allocation		Modulation Characteristics		Verdict
		Size	Offset	Result	Limit	
QPSK	1732.5	100	0	Refer To Test Graph		Pass
16QAM	1732.5	100	0	Refer To Test Graph		Pass

3.6.2 Test Graph



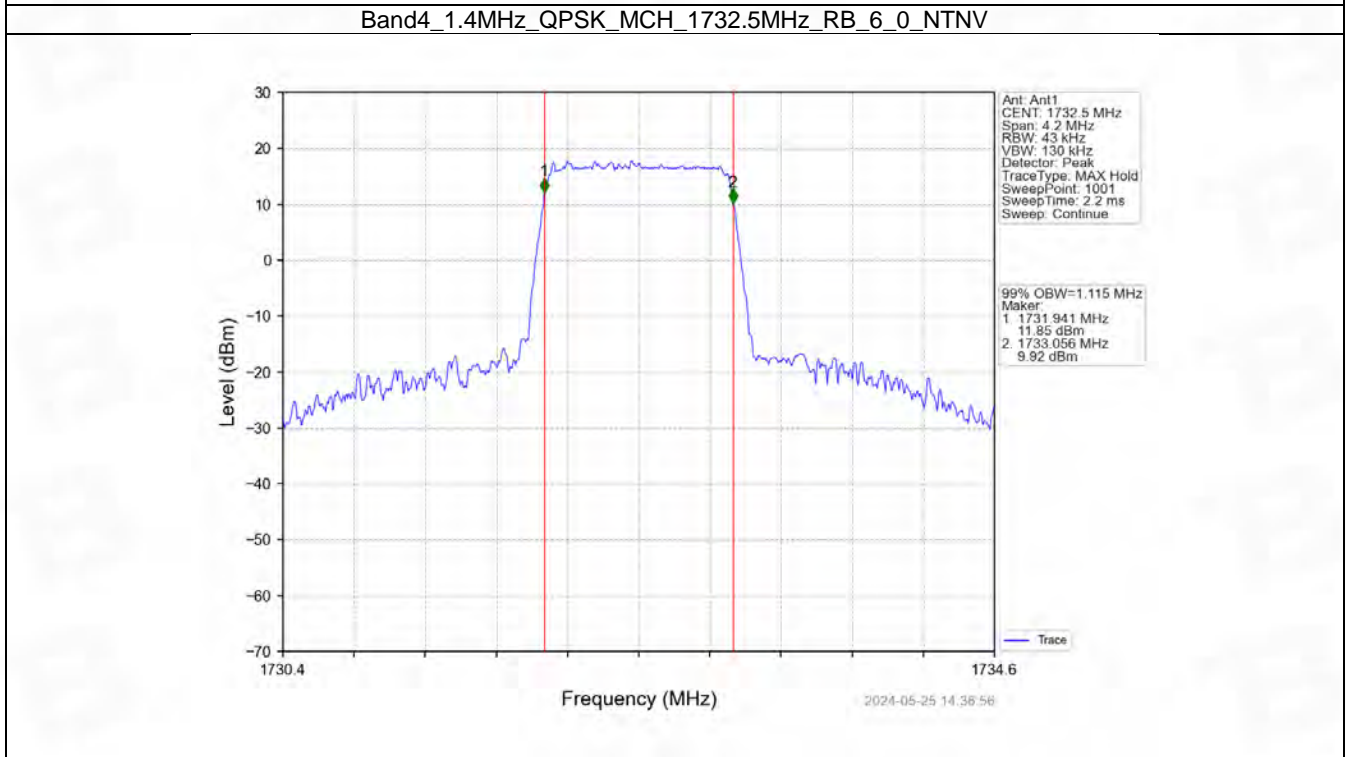
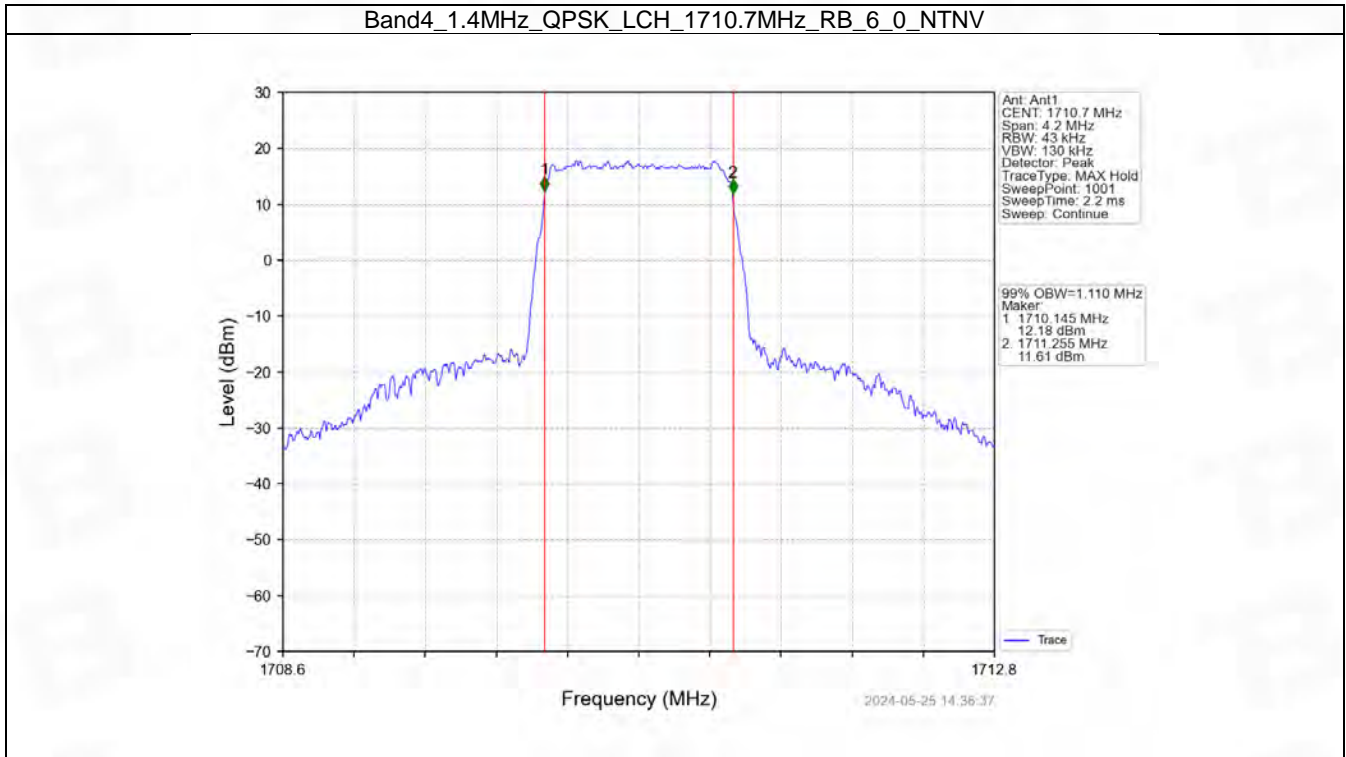
4. 99% & 26dB Bandwidth

4.1 Band4_OBW

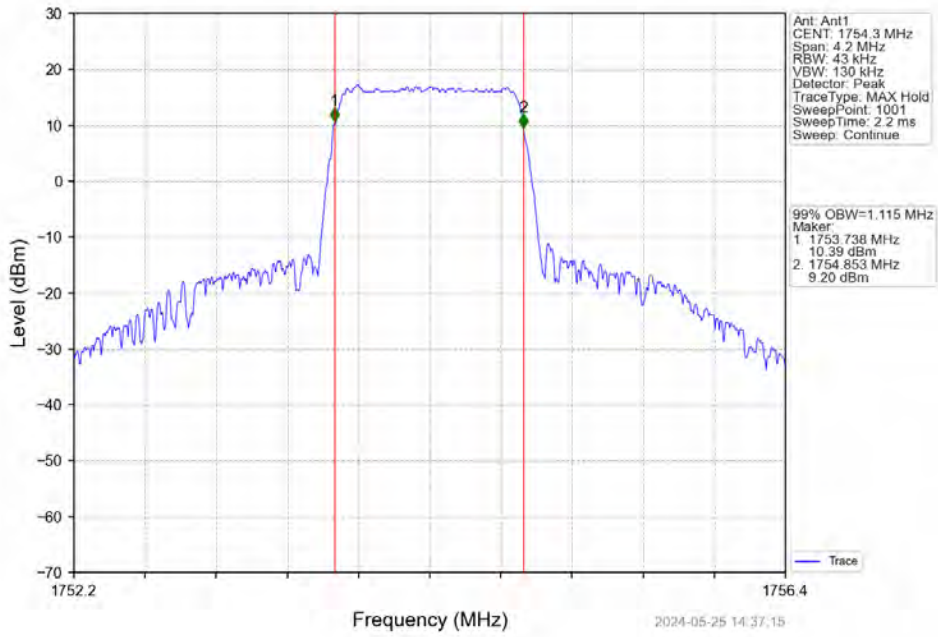
4.1.1 Test Result

Band: 4 / NTN							
Bandwidth (MHz)	Modulation	Frequency (MHz)	RB Allocation		99% Occupied Bandwidth (MHz)		Verdict
			Size	Offset	Result	Limit	
1.4	QPSK	1710.7	6	0	1.110	/	Pass
		1732.5	6	0	1.115	/	Pass
		1754.3	6	0	1.115	/	Pass
	16QAM	1710.7	6	0	1.119	/	Pass
		1732.5	6	0	1.111	/	Pass
		1754.3	6	0	1.124	/	Pass
3	QPSK	1711.5	15	0	2.756	/	Pass
		1732.5	15	0	2.762	/	Pass
		1753.5	15	0	2.766	/	Pass
	16QAM	1711.5	15	0	2.743	/	Pass
		1732.5	15	0	2.755	/	Pass
		1753.5	15	0	2.774	/	Pass
5	QPSK	1712.5	25	0	4.552	/	Pass
		1732.5	25	0	4.563	/	Pass
		1752.5	25	0	4.565	/	Pass
	16QAM	1712.5	25	0	4.572	/	Pass
		1732.5	25	0	4.576	/	Pass
		1752.5	25	0	4.550	/	Pass
10	QPSK	1715	50	0	9.083	/	Pass
		1732.5	50	0	9.059	/	Pass
		1750	50	0	9.085	/	Pass
	16QAM	1715	50	0	9.099	/	Pass
		1732.5	50	0	9.096	/	Pass
		1750	50	0	9.082	/	Pass
15	QPSK	1717.5	75	0	13.609	/	Pass
		1732.5	75	0	13.609	/	Pass
		1747.5	75	0	13.617	/	Pass
	16QAM	1717.5	75	0	13.619	/	Pass
		1732.5	75	0	13.611	/	Pass
		1747.5	75	0	13.607	/	Pass
20	QPSK	1720	100	0	18.229	/	Pass
		1732.5	100	0	18.183	/	Pass
		1745	100	0	18.198	/	Pass
	16QAM	1720	100	0	18.150	/	Pass
		1732.5	100	0	18.222	/	Pass
		1745	100	0	18.234	/	Pass

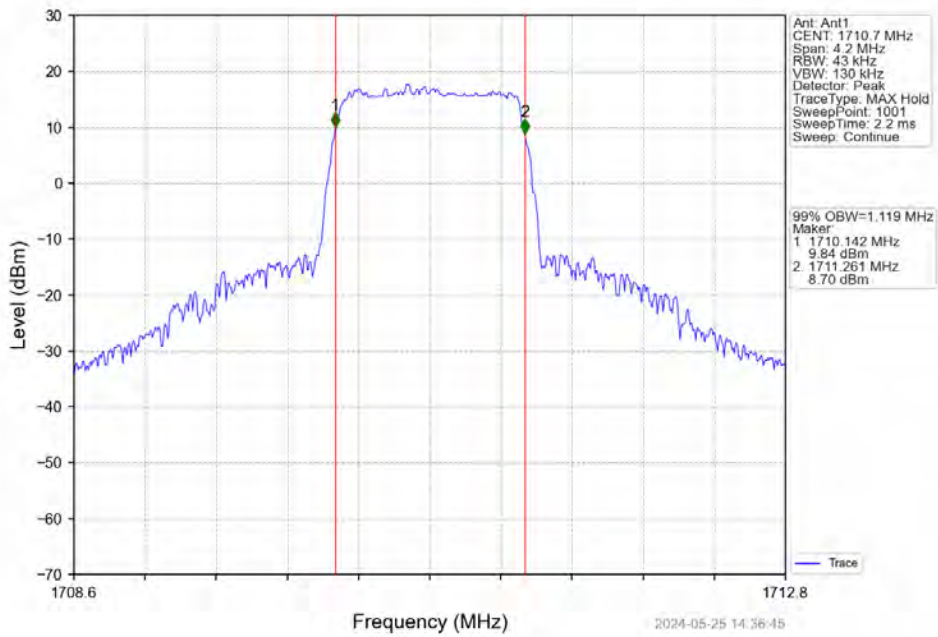
4.1.2 Test Graph



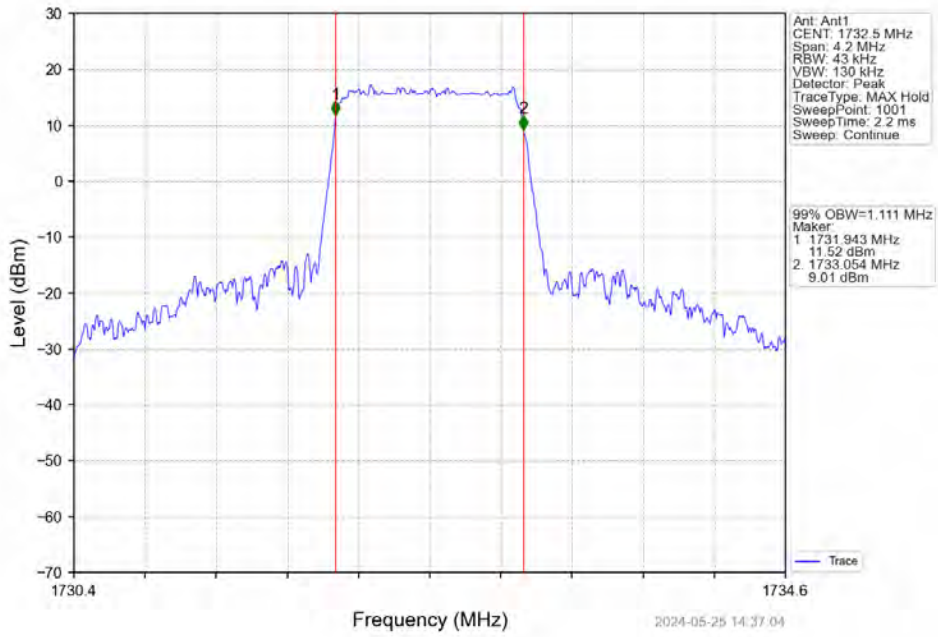
Band4_1.4MHz_QPSK_HCH_1754.3MHz_RB_6_0_NTNV



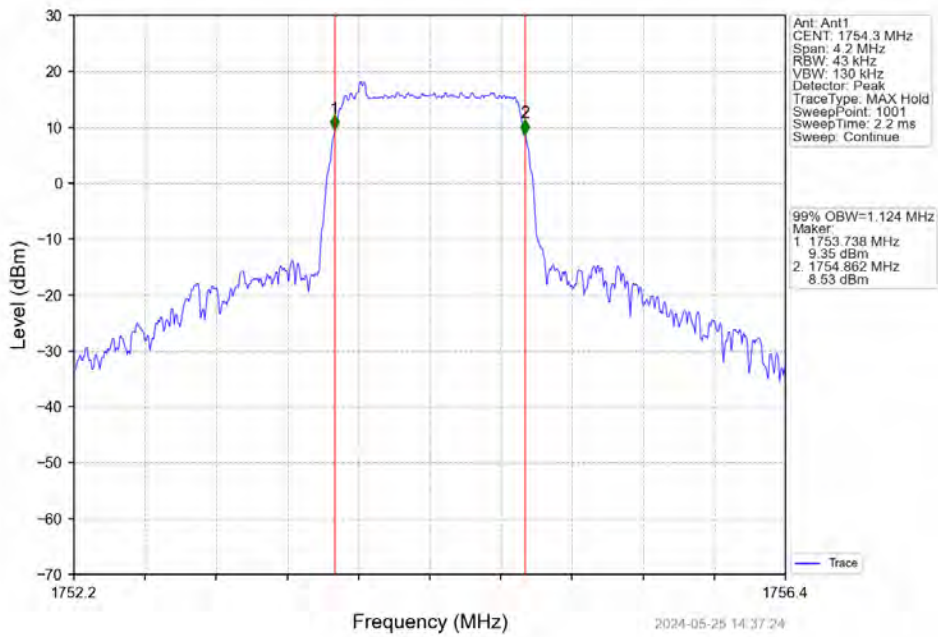
Band4_1.4MHz_16QAM_LCH_1710.7MHz_RB_6_0_NTNV



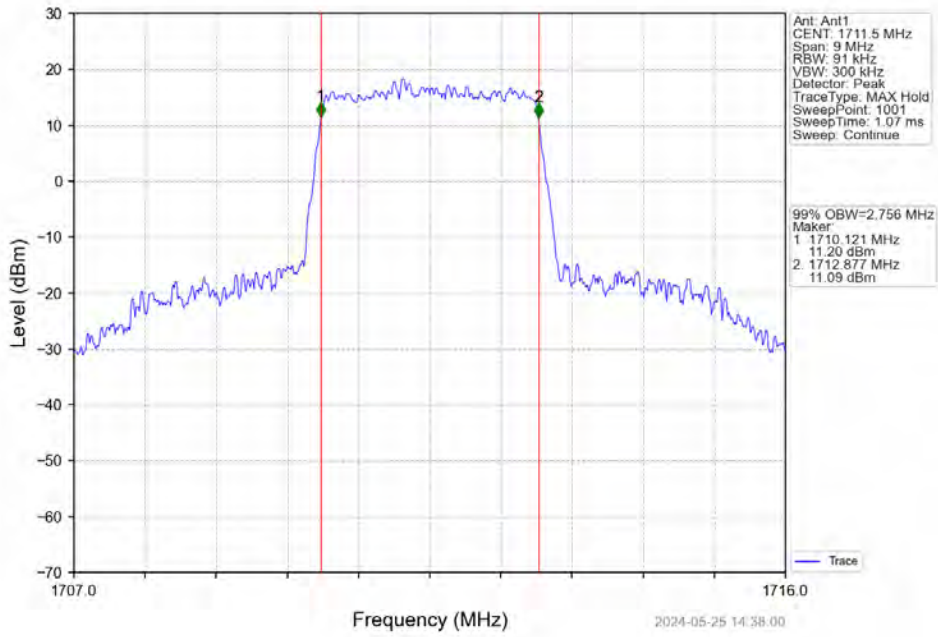
Band4_1.4MHz_16QAM_MCH_1732.5MHz_RB_6_0_NTNV



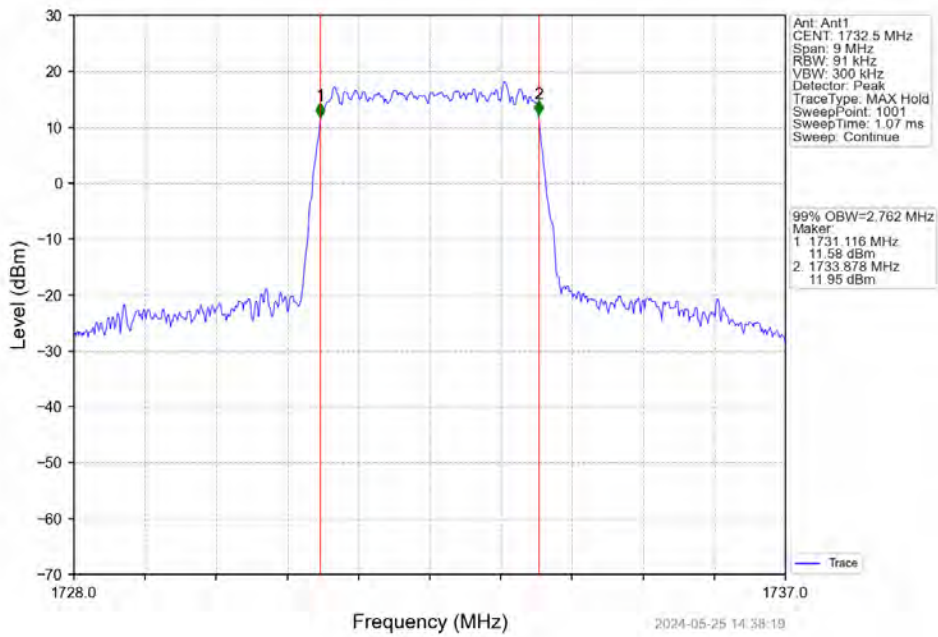
Band4_1.4MHz_16QAM_HCH_1754.3MHz_RB_6_0_NTNV



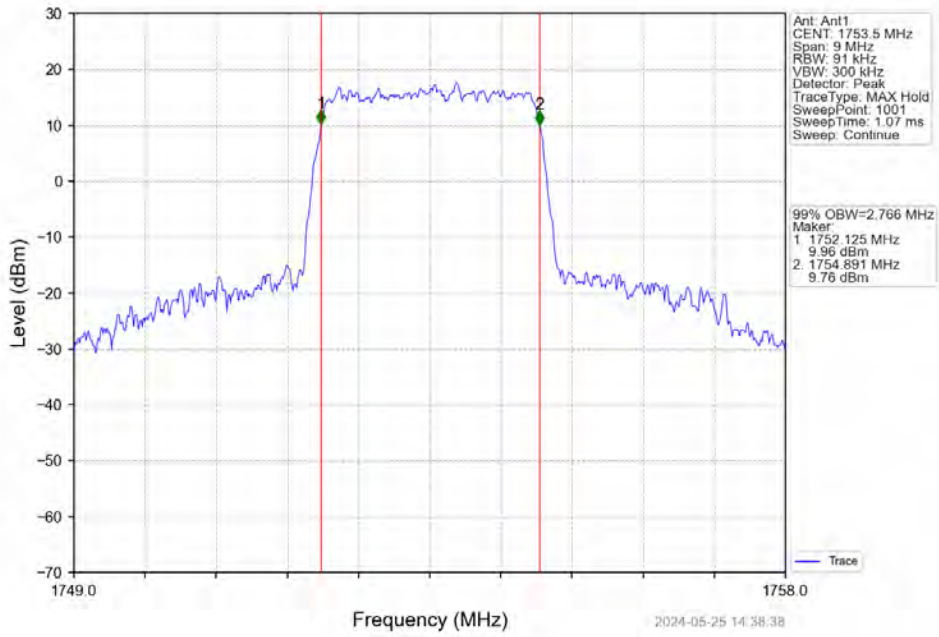
Band4_3MHz_QPSK_LCH_1711.5MHz_RB_15_0_NTNV



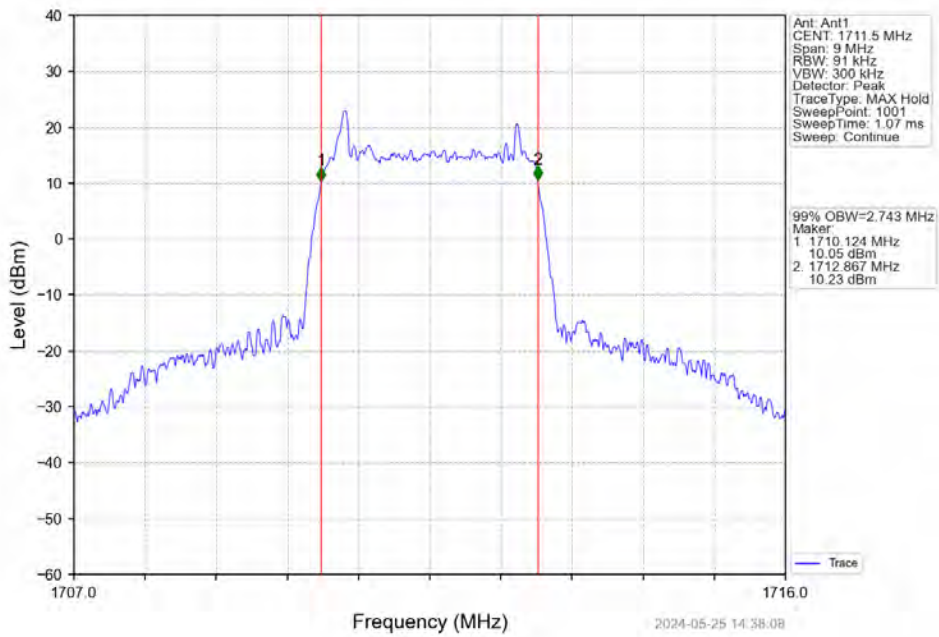
Band4_3MHz_QPSK_MCH_1732.5MHz_RB_15_0_NTNV



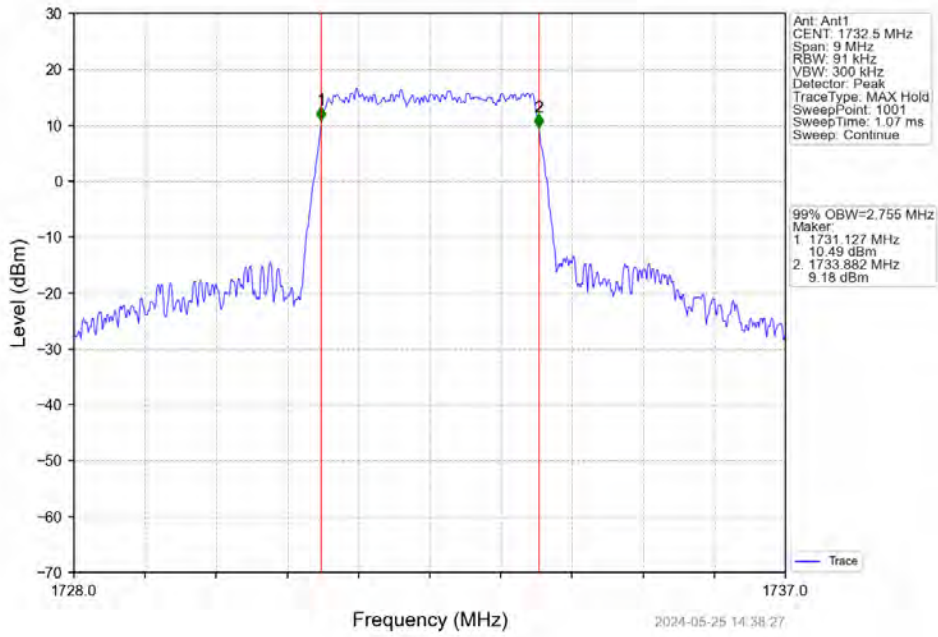
Band4_3MHz_QPSK_HCH_1753.5MHz_RB_15_0_NTNV



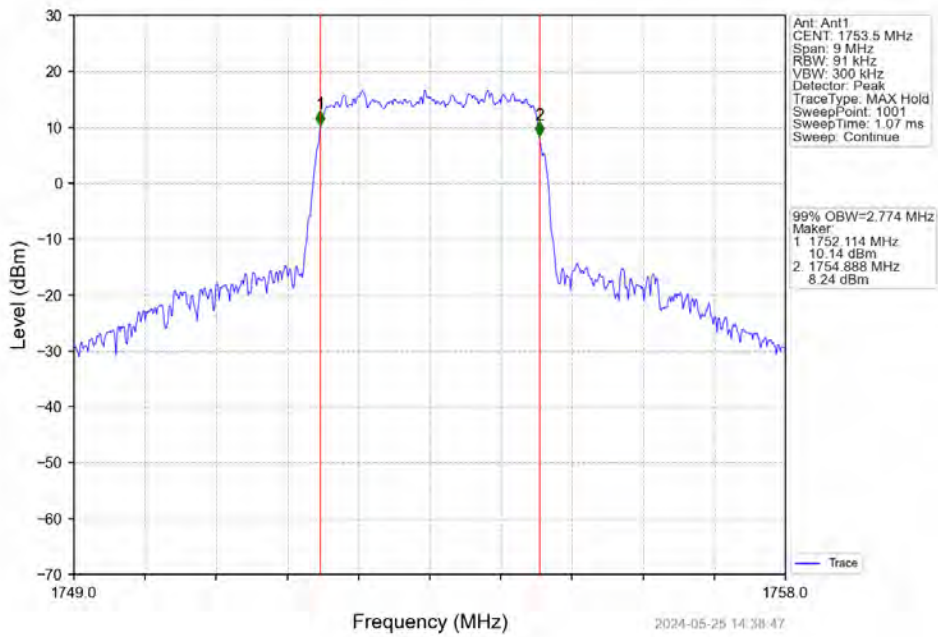
Band4_3MHz_16QAM_LCH_1711.5MHz_RB_15_0_NTNV



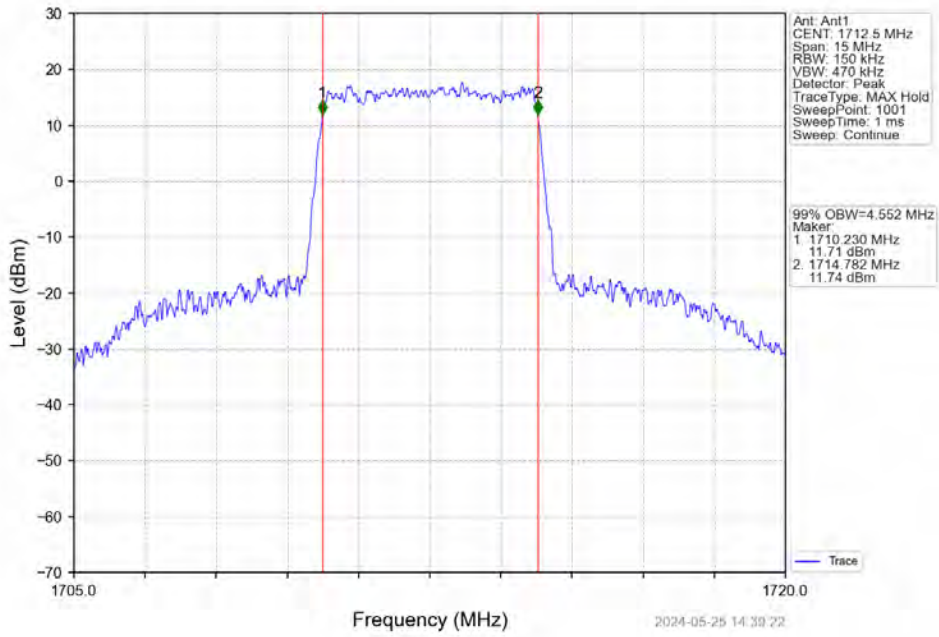
Band4_3MHz_16QAM_MCH_1732.5MHz_RB_15_0_NTNV



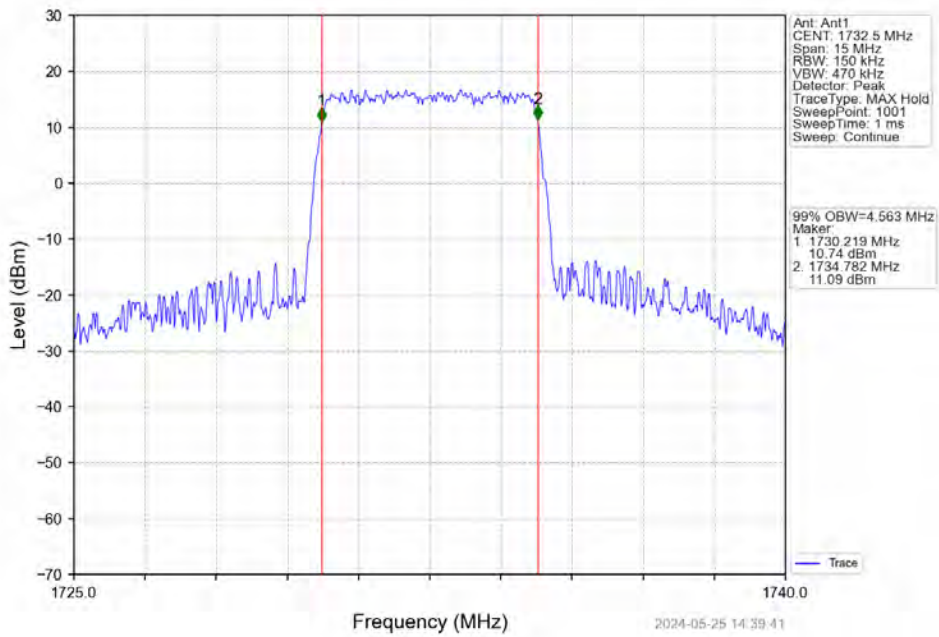
Band4_3MHz_16QAM_HCH_1753.5MHz_RB_15_0_NTNV



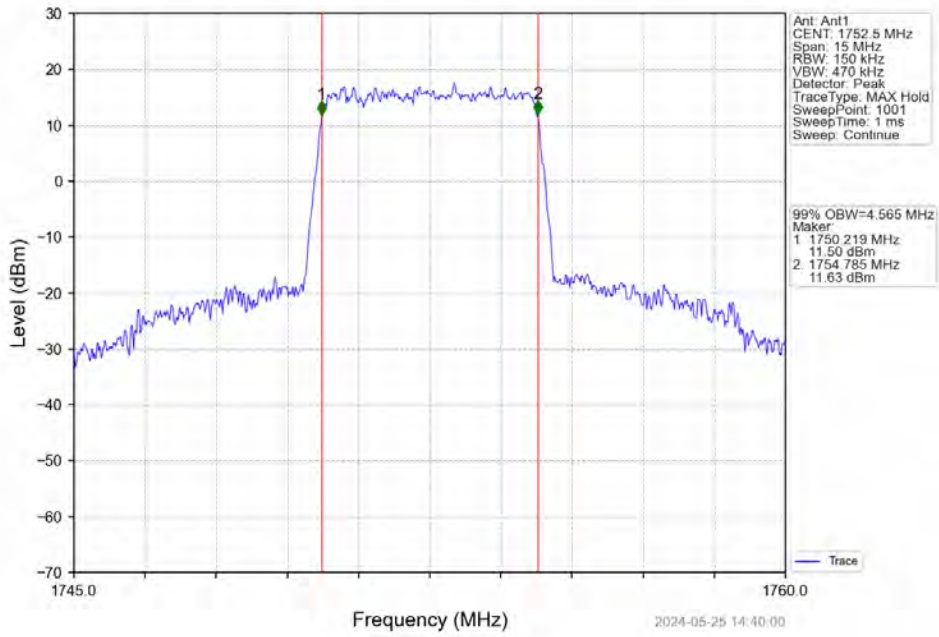
Band4_5MHz_QPSK_LCH_1712.5MHz_RB_25_0_NTNV



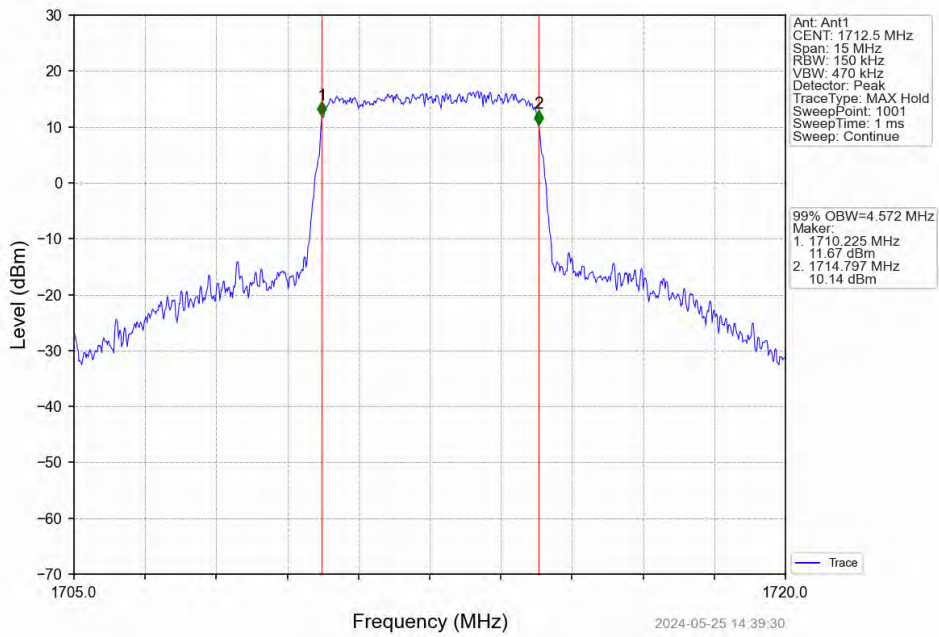
Band4_5MHz_QPSK_MCH_1732.5MHz_RB_25_0_NTNV



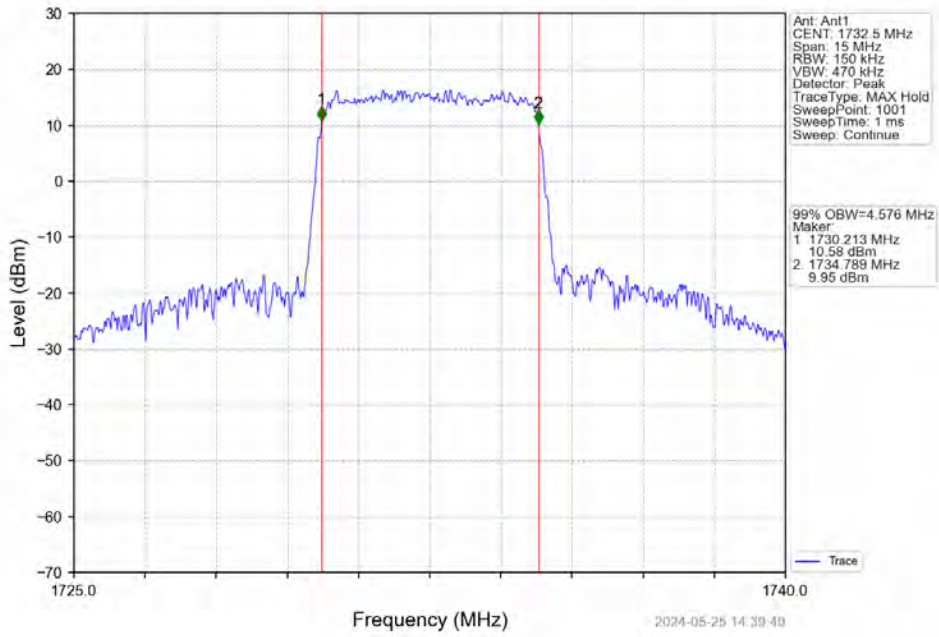
Band4_5MHz_QPSK_HCH_1752.5MHz_RB_25_0_NTNV



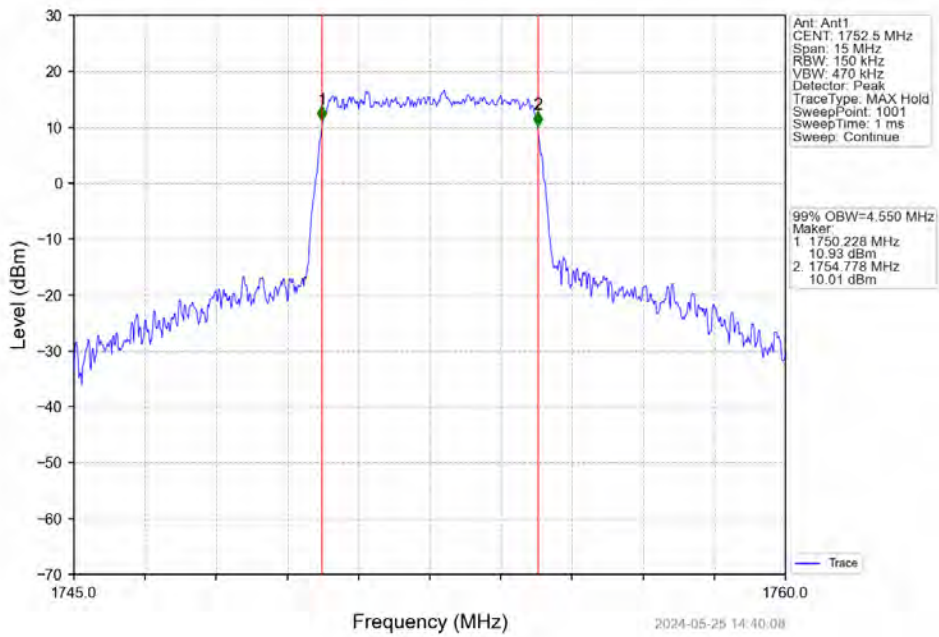
Band4_5MHz_16QAM_LCH_1712.5MHz_RB_25_0_NTNV



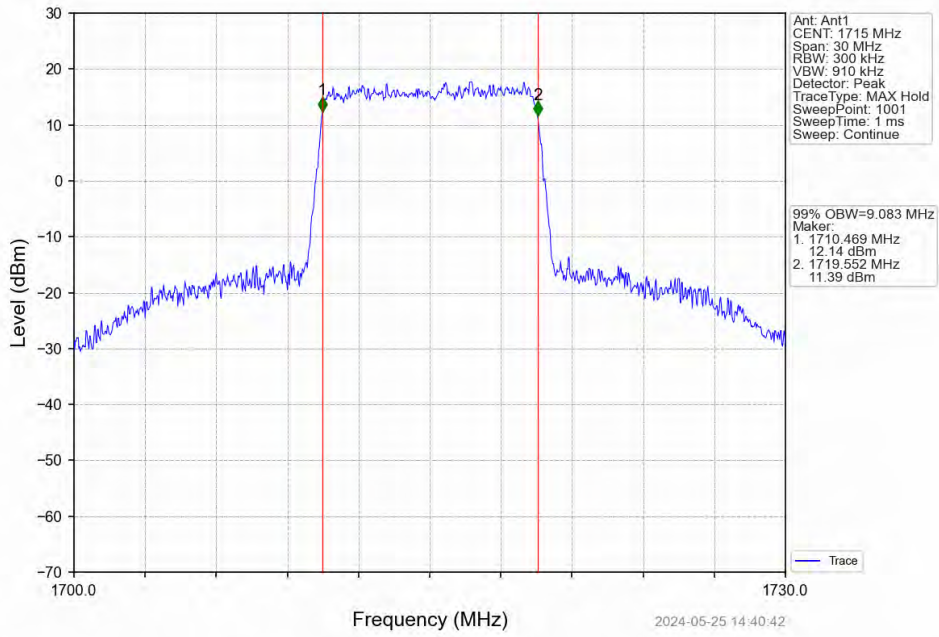
Band4_5MHz_16QAM_MCH_1732.5MHz_RB_25_0_NTNV



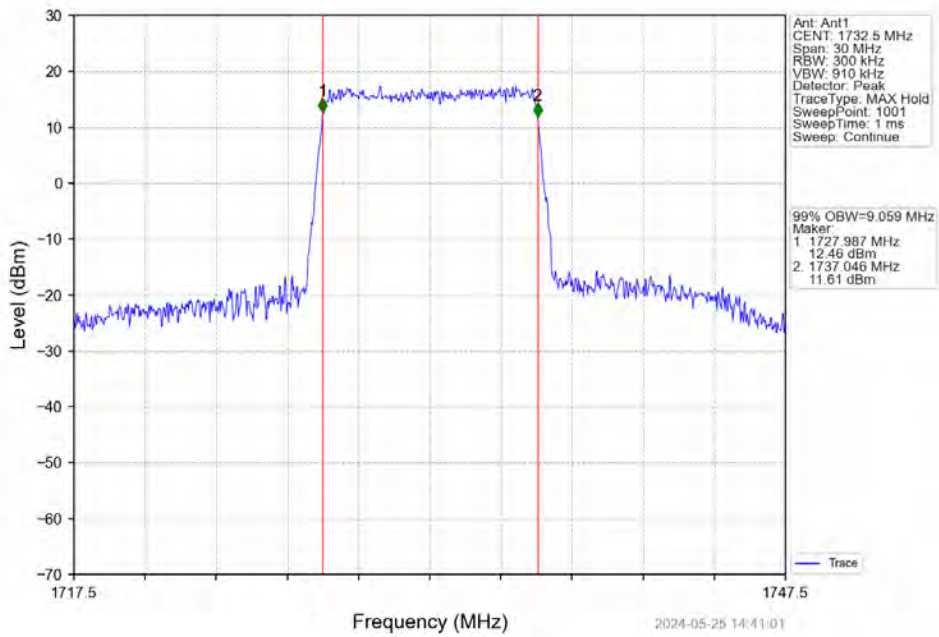
Band4_5MHz_16QAM_HCH_1752.5MHz_RB_25_0_NTNV



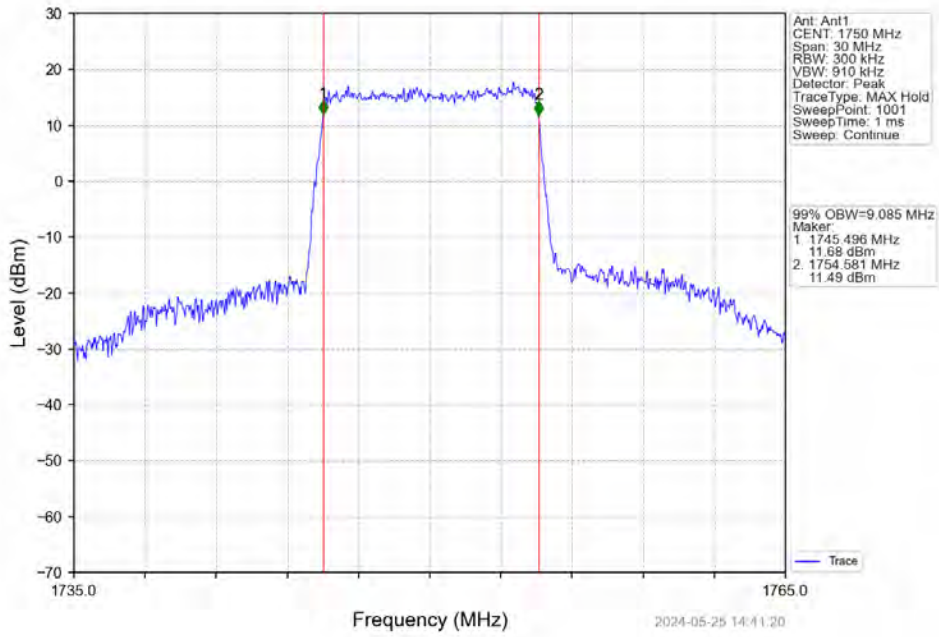
Band4_10MHz_QPSK_LCH_1715MHz_RB_50_0_NTNV



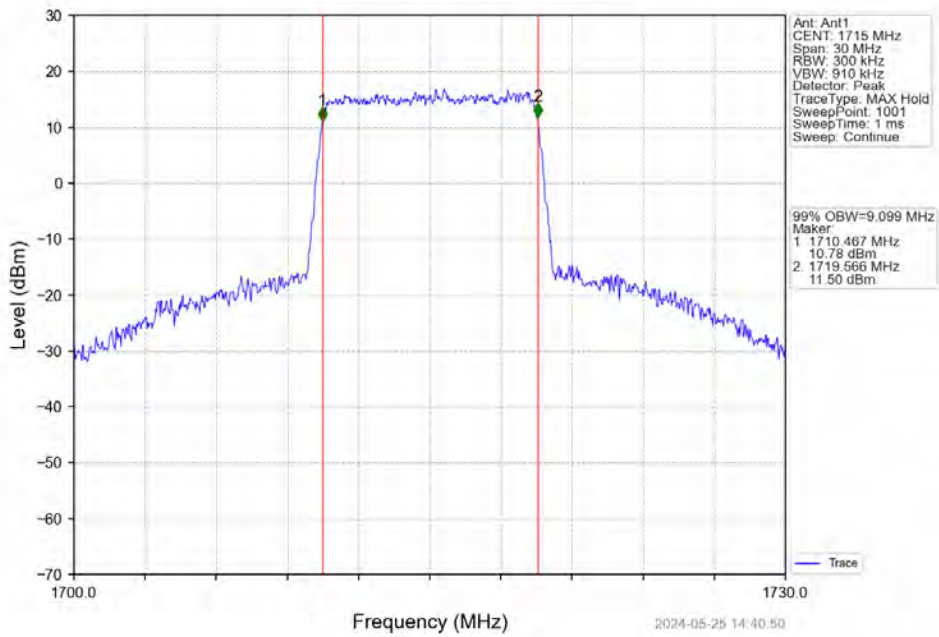
Band4_10MHz_QPSK_MCH_1732.5MHz_RB_50_0_NTNV



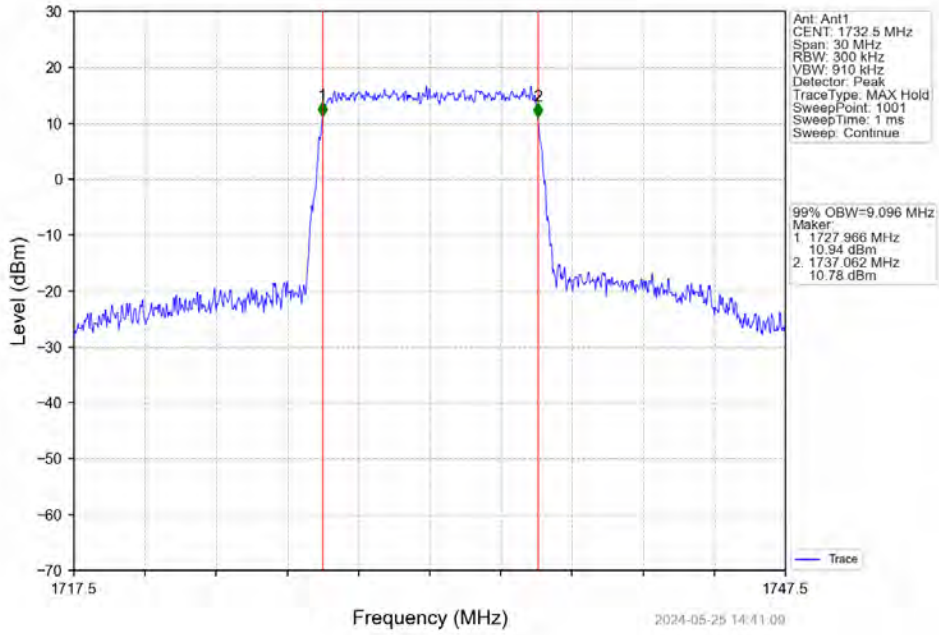
Band4_10MHz_QPSK_HCH_1750MHz_RB_50_0_NTNV



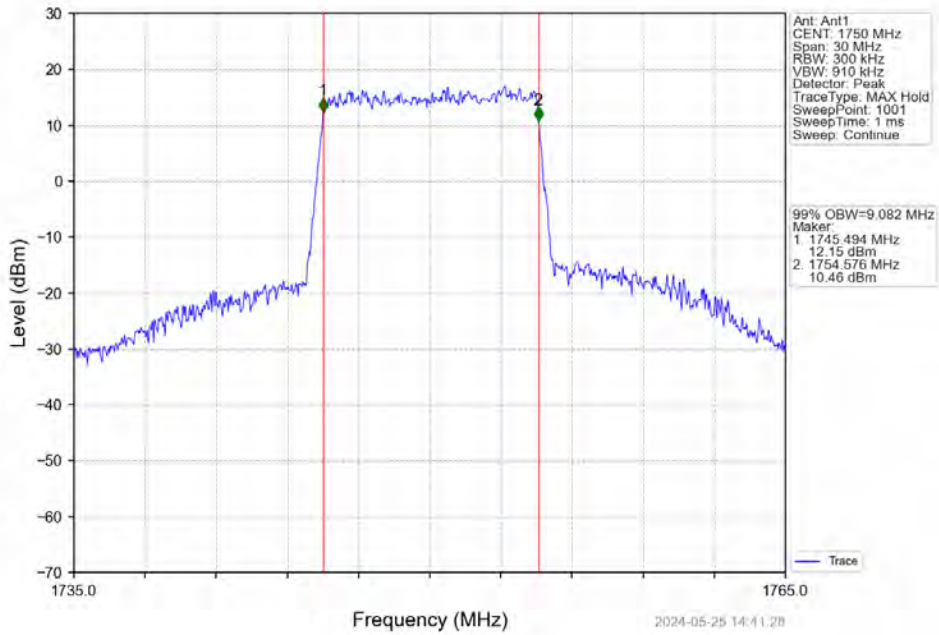
Band4_10MHz_16QAM_LCH_1715MHz_RB_50_0_NTNV



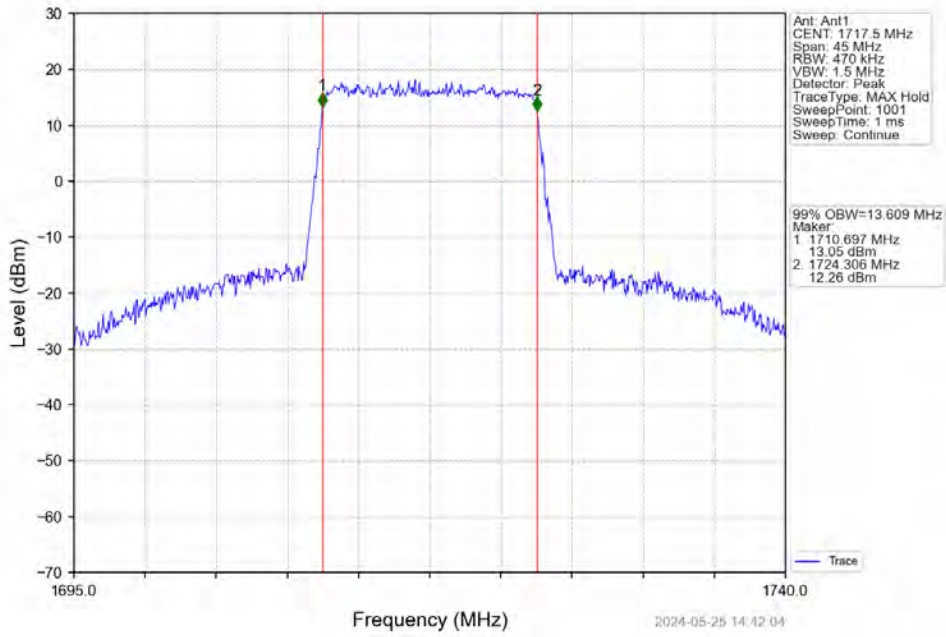
Band4_10MHz_16QAM_MCH_1732.5MHz_RB_50_0_NTNV



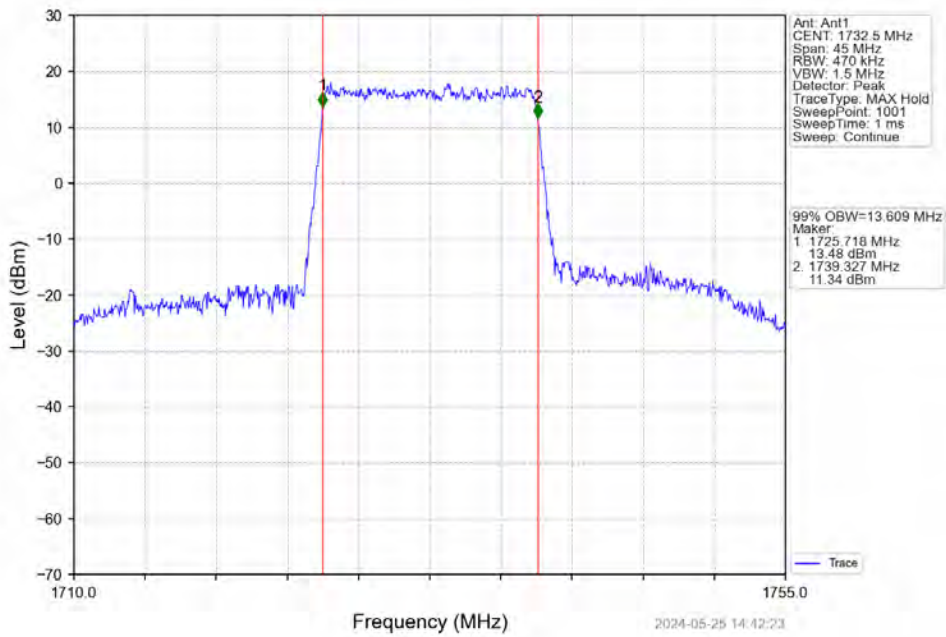
Band4_10MHz_16QAM_HCH_1750MHz_RB_50_0_NTNV



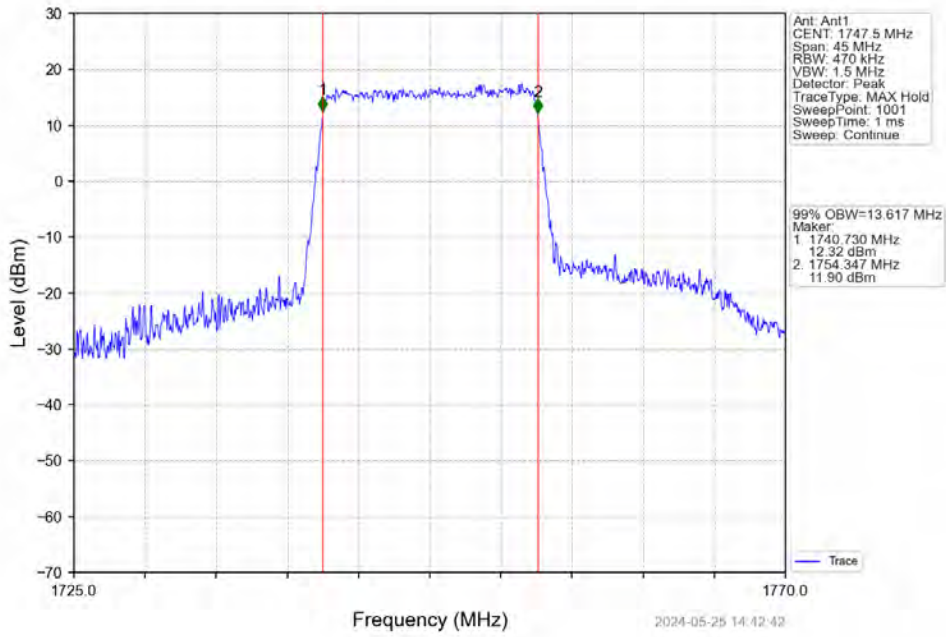
Band4_15MHz_QPSK_LCH_1717.5MHz_RB_75_0_NTNV



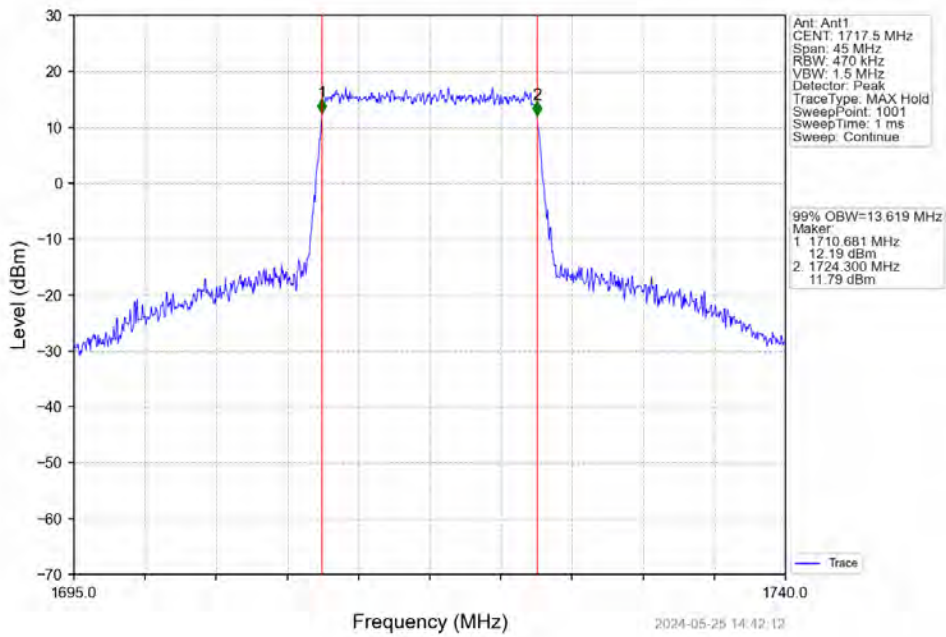
Band4_15MHz_QPSK_MCH_1732.5MHz_RB_75_0_NTNV



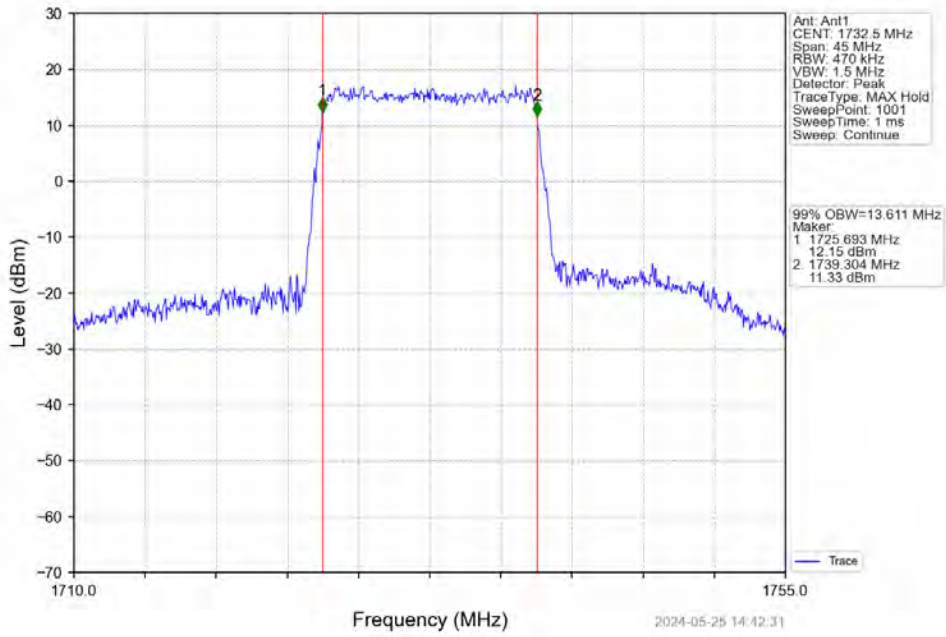
Band4_15MHz_QPSK_HCH_1747.5MHz_RB_75_0_NTNV



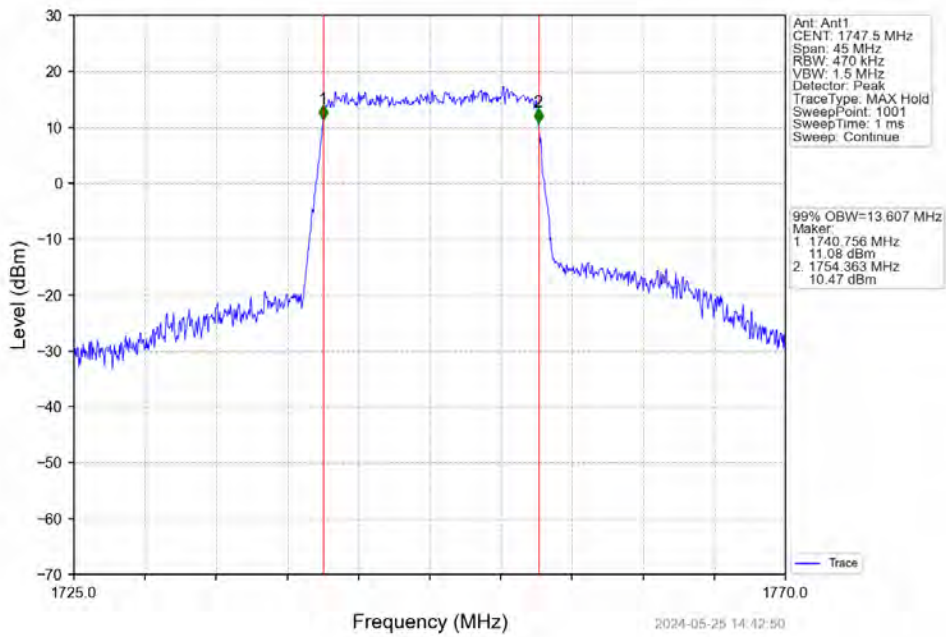
Band4_15MHz_16QAM_LCH_1717.5MHz_RB_75_0_NTNV



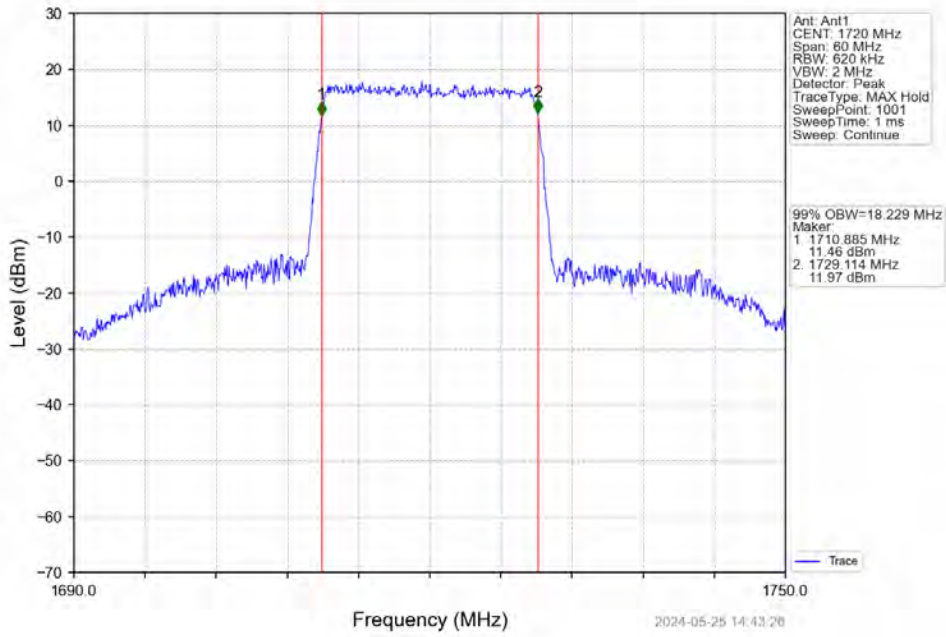
Band4_15MHz_16QAM_MCH_1732.5MHz_RB_75_0_NTNV



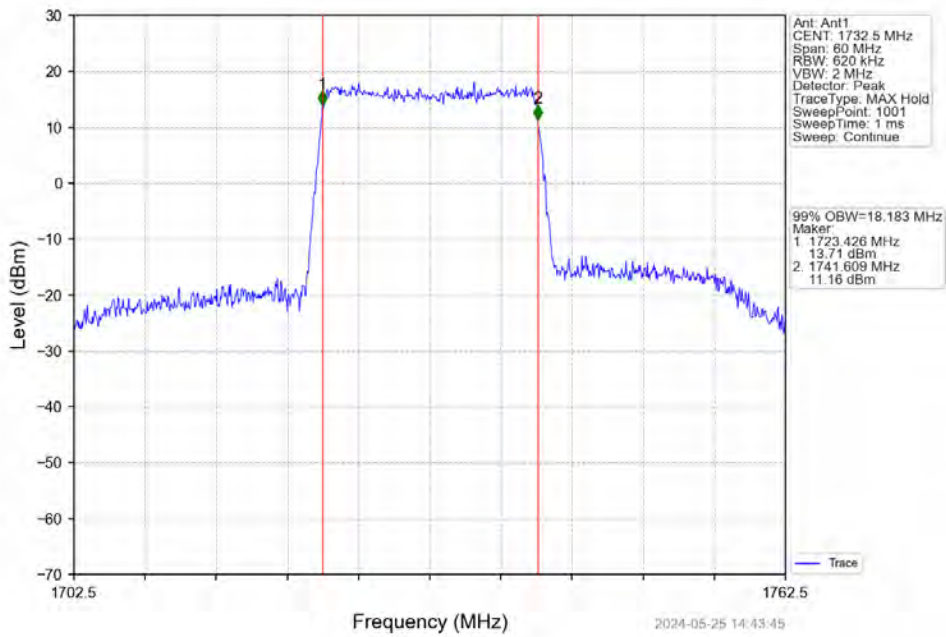
Band4_15MHz_16QAM_HCH_1747.5MHz_RB_75_0_NTNV



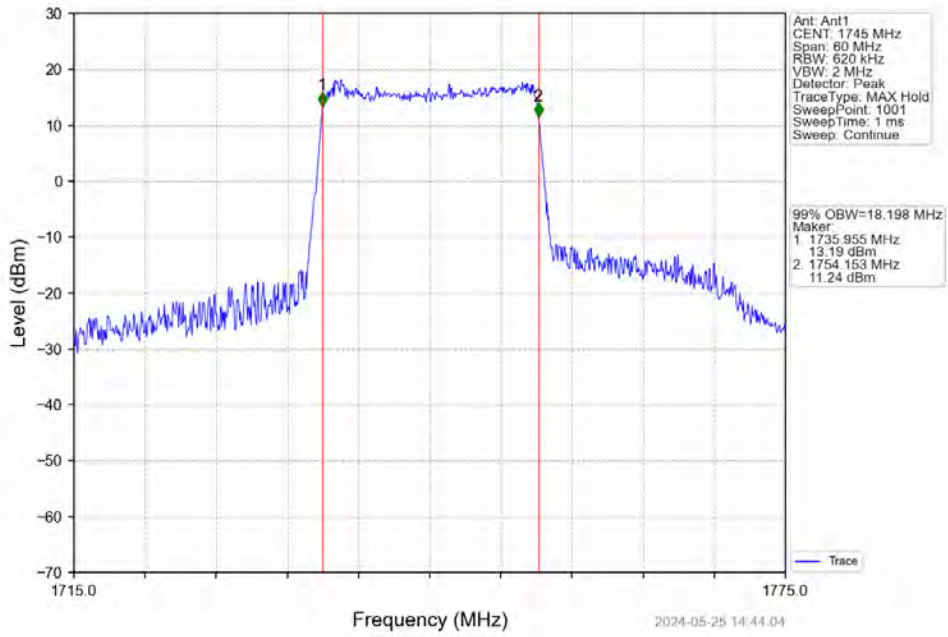
Band4_20MHz_QPSK_LCH_1720MHz_RB_100_0_NTNV



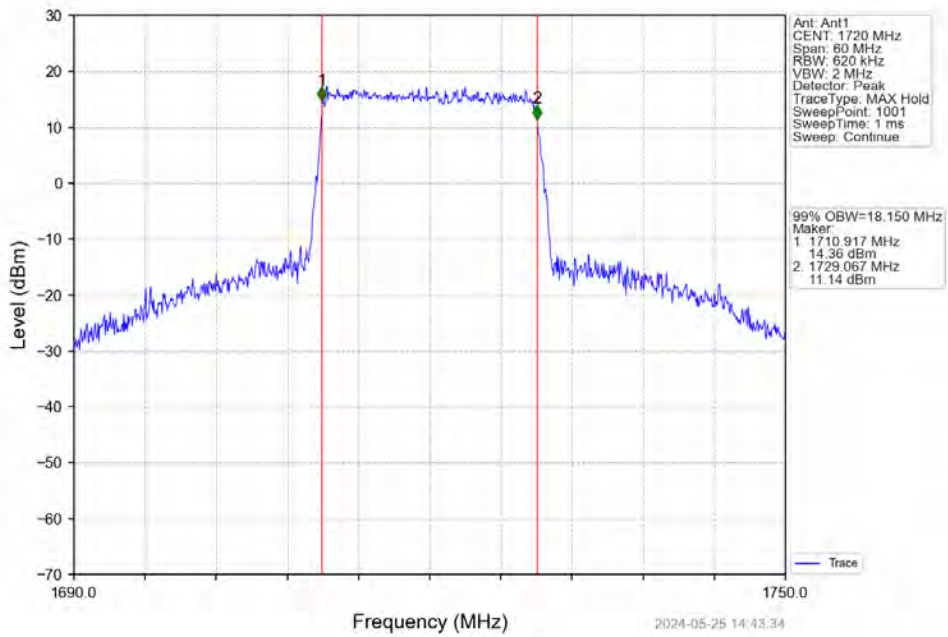
Band4_20MHz_QPSK_MCH_1732.5MHz_RB_100_0_NTNV



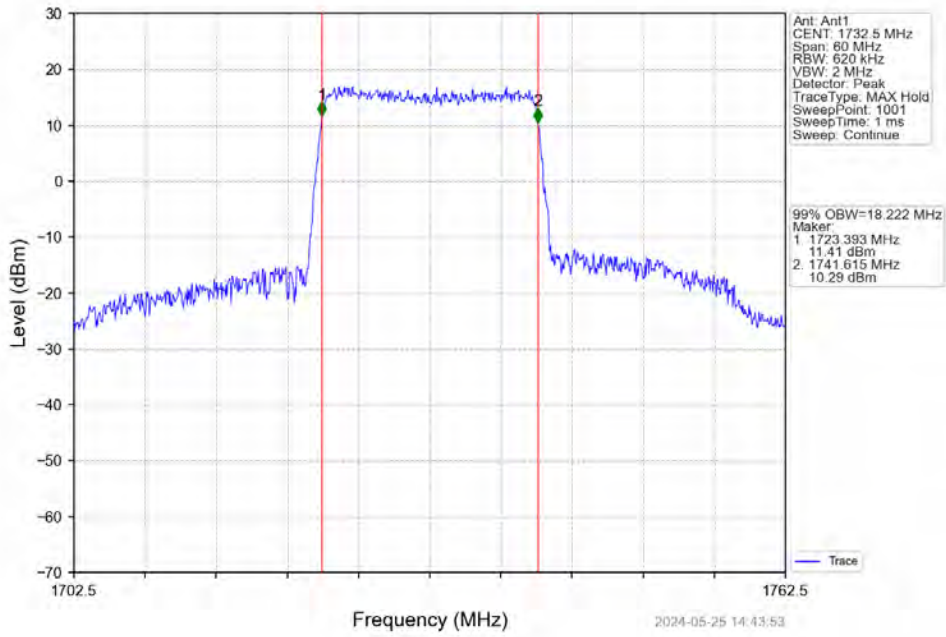
Band4_20MHz_QPSK_HCH_1745MHz_RB_100_0_NTNV



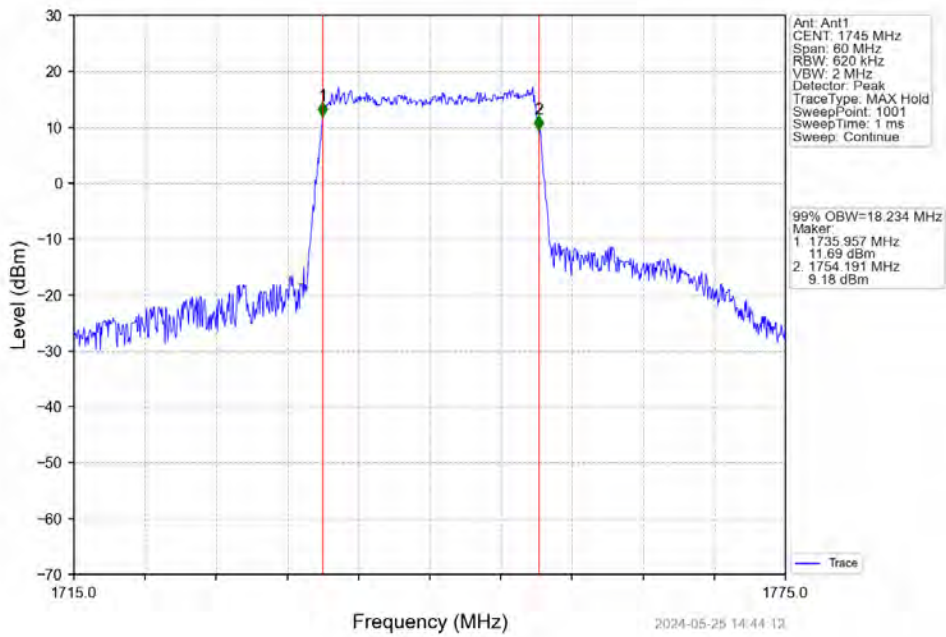
Band4_20MHz_16QAM_LCH_1720MHz_RB_100_0_NTNV



Band4_20MHz_16QAM_MCH_1732.5MHz_RB_100_0_NTNV



Band4_20MHz_16QAM_HCH_1745MHz_RB_100_0_NTNV

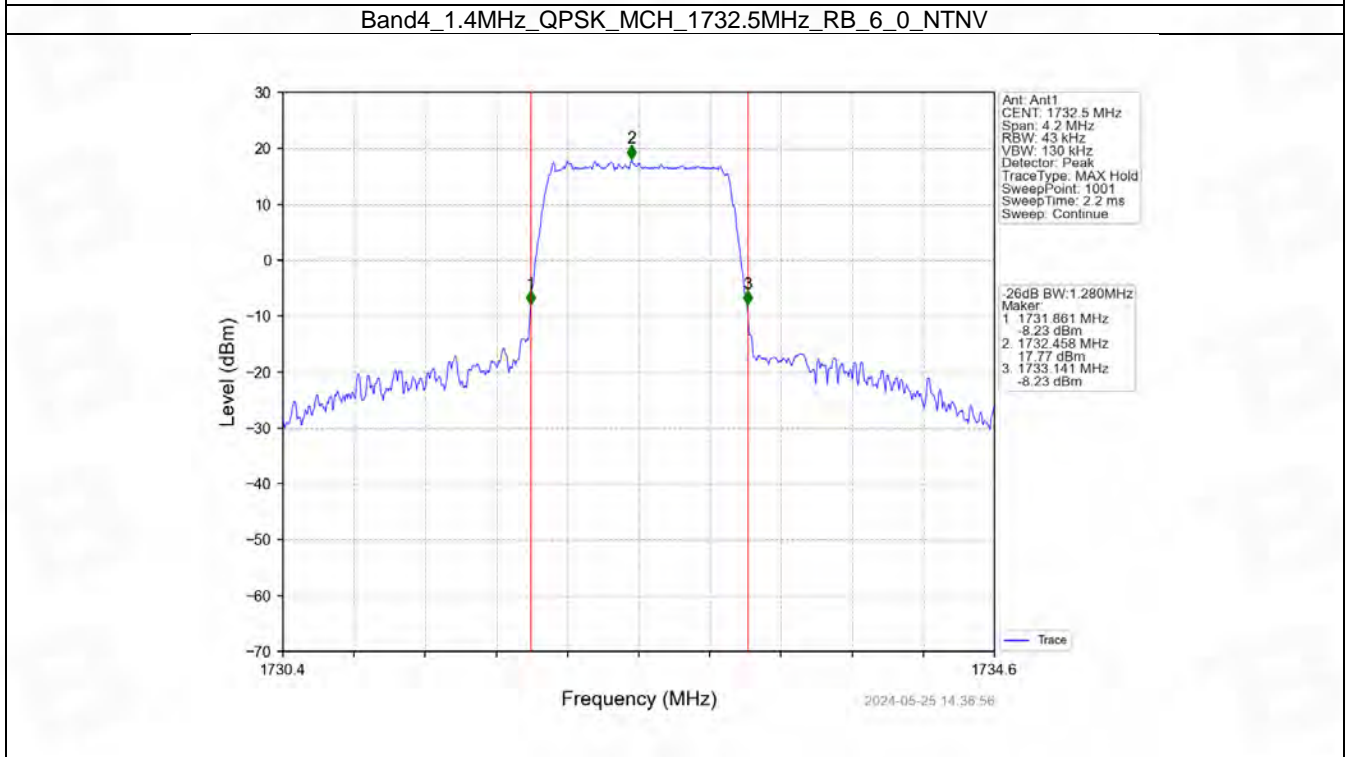
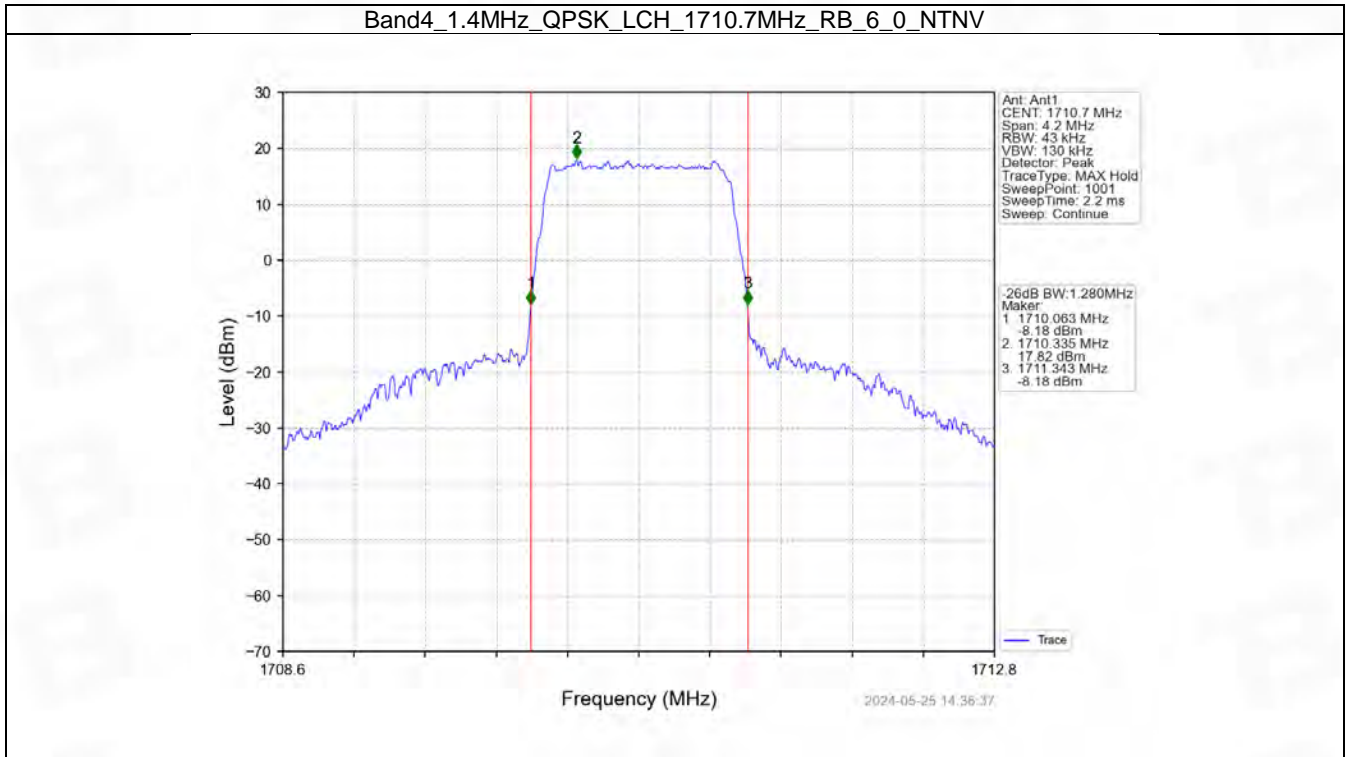


4.2 Band4_XDB

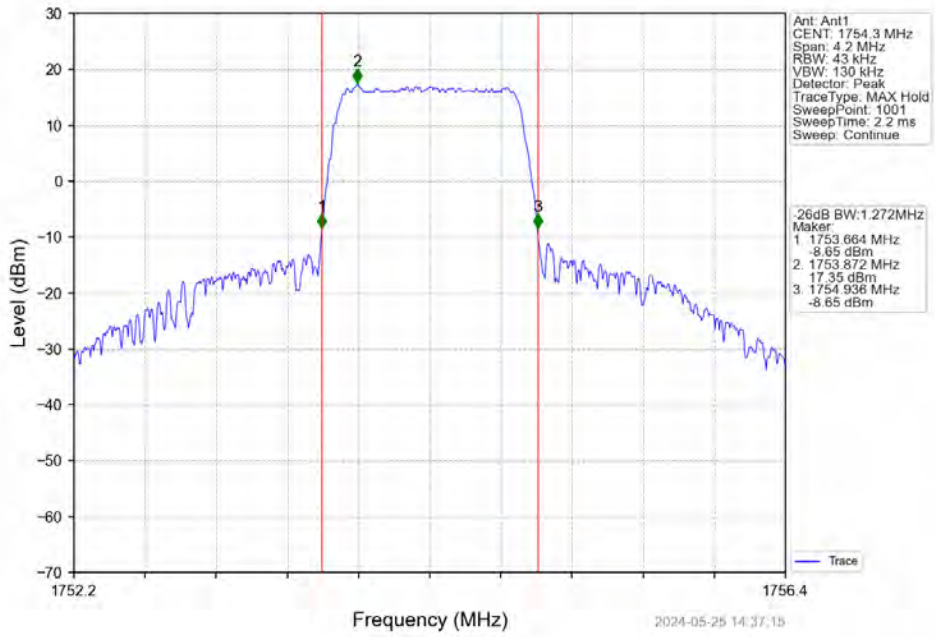
4.2.1 Test Result

Band: 4 / NTN							
Bandwidth (MHz)	Modulation	Frequency (MHz)	RB Allocation		26dB Bandwidth (MHz)		Verdict
			Size	Offset	Result	Limit	
1.4	QPSK	1710.7	6	0	1.280	/	Pass
		1732.5	6	0	1.280	/	Pass
		1754.3	6	0	1.272	/	Pass
	16QAM	1710.7	6	0	1.275	/	Pass
		1732.5	6	0	1.272	/	Pass
		1754.3	6	0	1.261	/	Pass
3	QPSK	1711.5	15	0	3.108	/	Pass
		1732.5	15	0	3.098	/	Pass
		1753.5	15	0	3.121	/	Pass
	16QAM	1711.5	15	0	3.012	/	Pass
		1732.5	15	0	3.119	/	Pass
		1753.5	15	0	3.102	/	Pass
5	QPSK	1712.5	25	0	5.065	/	Pass
		1732.5	25	0	5.073	/	Pass
		1752.5	25	0	5.073	/	Pass
	16QAM	1712.5	25	0	5.078	/	Pass
		1732.5	25	0	5.071	/	Pass
		1752.5	25	0	5.046	/	Pass
10	QPSK	1715	50	0	10.050	/	Pass
		1732.5	50	0	10.058	/	Pass
		1750	50	0	10.052	/	Pass
	16QAM	1715	50	0	10.061	/	Pass
		1732.5	50	0	10.114	/	Pass
		1750	50	0	9.997	/	Pass
15	QPSK	1717.5	75	0	15.270	/	Pass
		1732.5	75	0	15.163	/	Pass
		1747.5	75	0	15.182	/	Pass
	16QAM	1717.5	75	0	15.182	/	Pass
		1732.5	75	0	15.143	/	Pass
		1747.5	75	0	15.124	/	Pass
20	QPSK	1720	100	0	20.122	/	Pass
		1732.5	100	0	20.080	/	Pass
		1745	100	0	20.002	/	Pass
	16QAM	1720	100	0	19.972	/	Pass
		1732.5	100	0	20.060	/	Pass
		1745	100	0	20.041	/	Pass

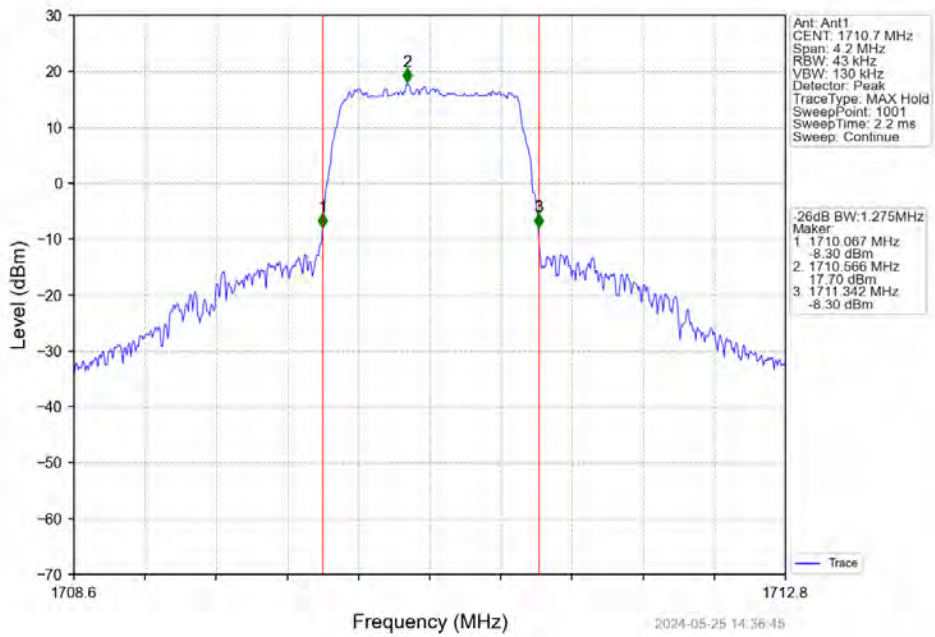
4.2.2 Test Graph



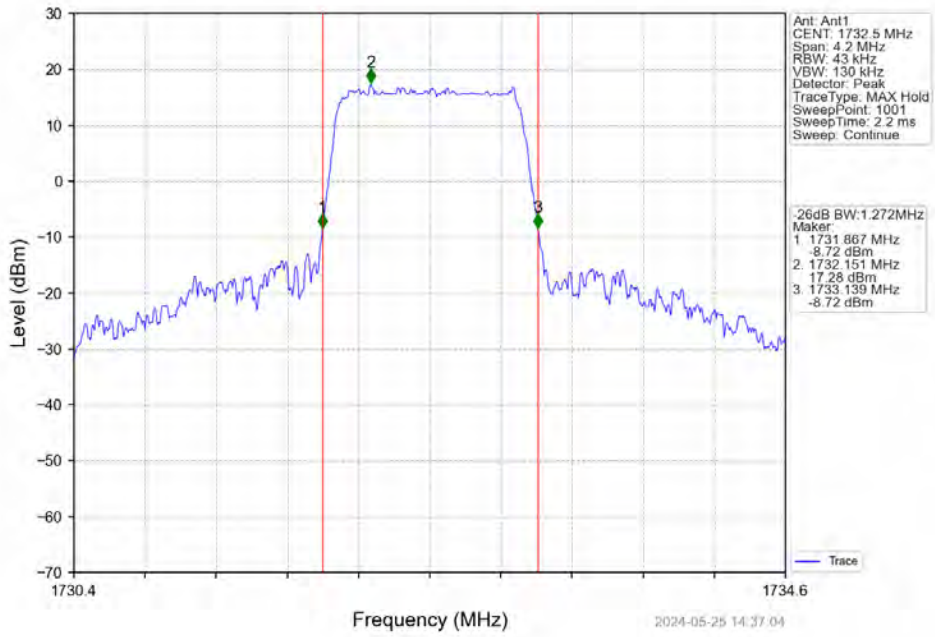
Band4_1.4MHz_QPSK_HCH_1754.3MHz_RB_6_0_NTNV



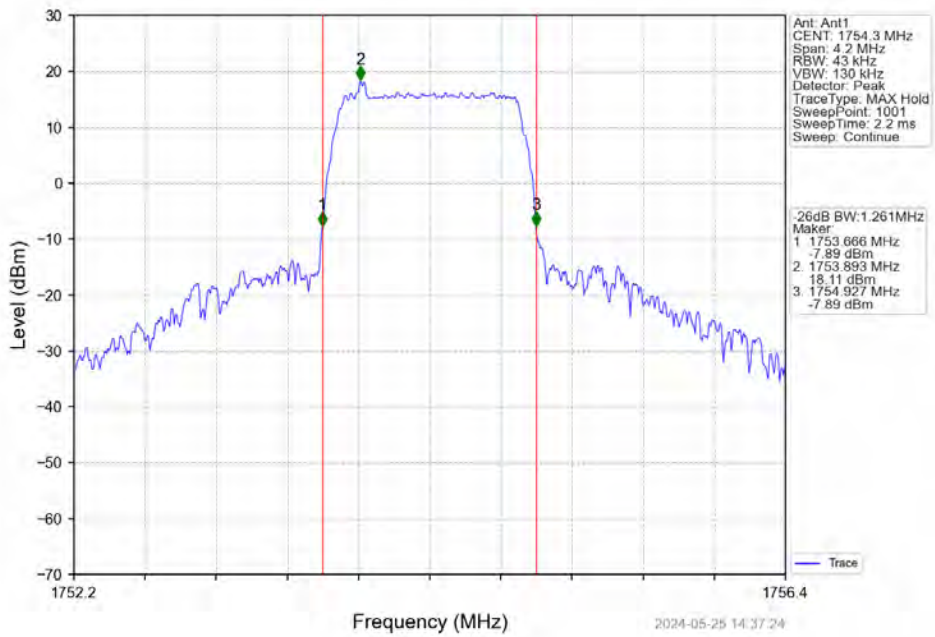
Band4_1.4MHz_16QAM_LCH_1710.7MHz_RB_6_0_NTNV



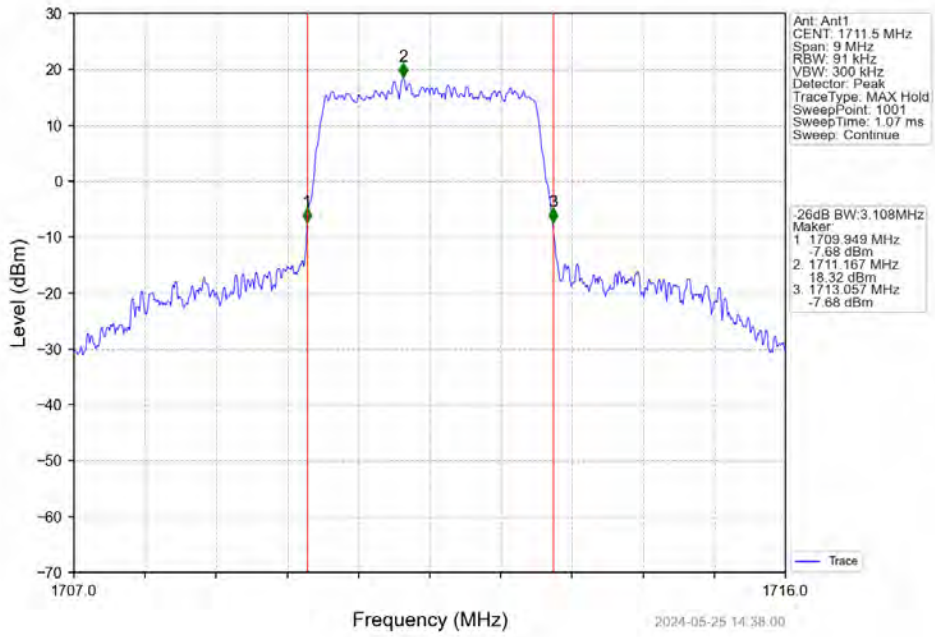
Band4_1.4MHz_16QAM_MCH_1732.5MHz_RB_6_0_NTNV



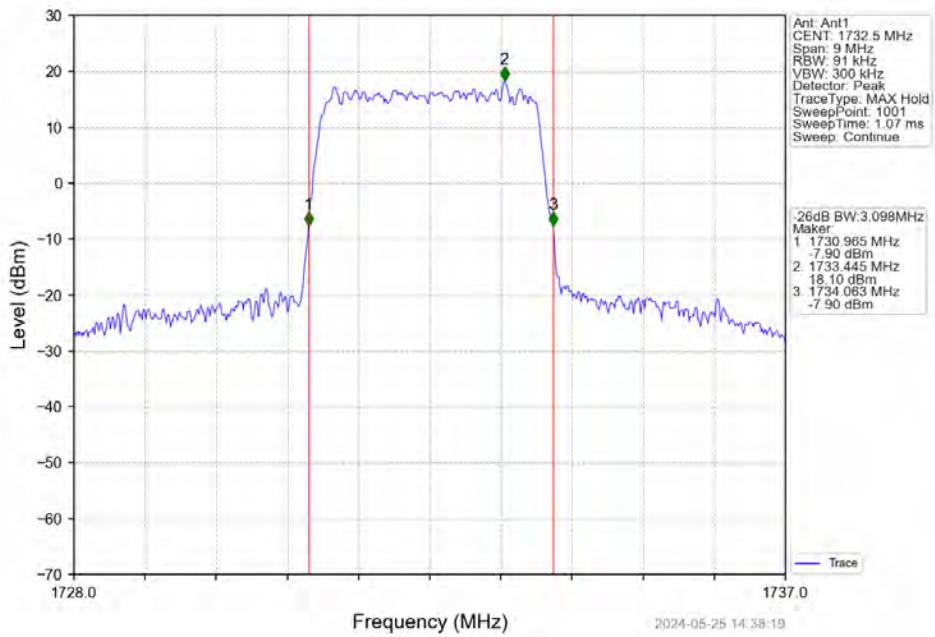
Band4_1.4MHz_16QAM_HCH_1754.3MHz_RB_6_0_NTNV



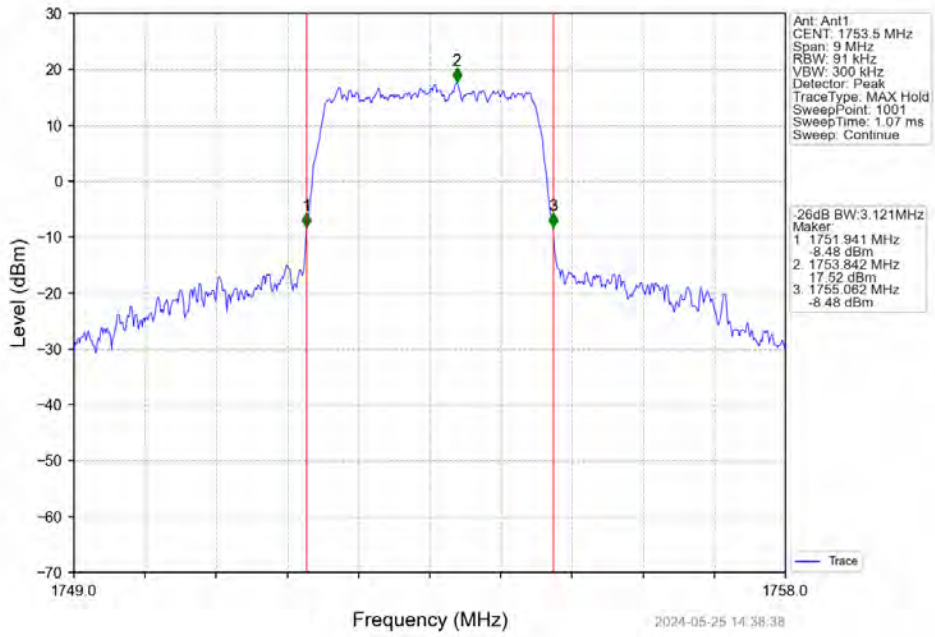
Band4_3MHz_QPSK_LCH_1711.5MHz_RB_15_0_NTNV



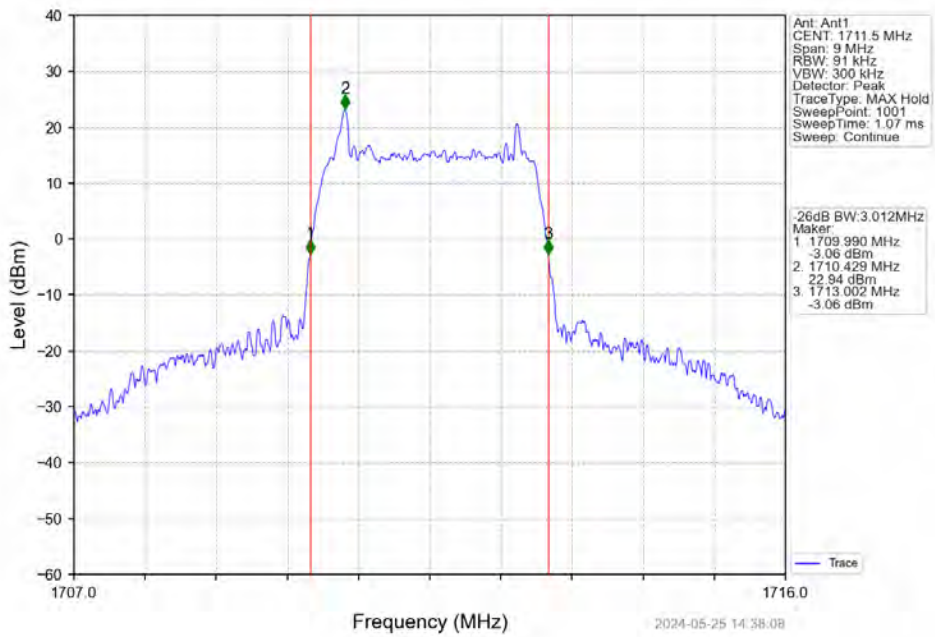
Band4_3MHz_QPSK_MCH_1732.5MHz_RB_15_0_NTNV



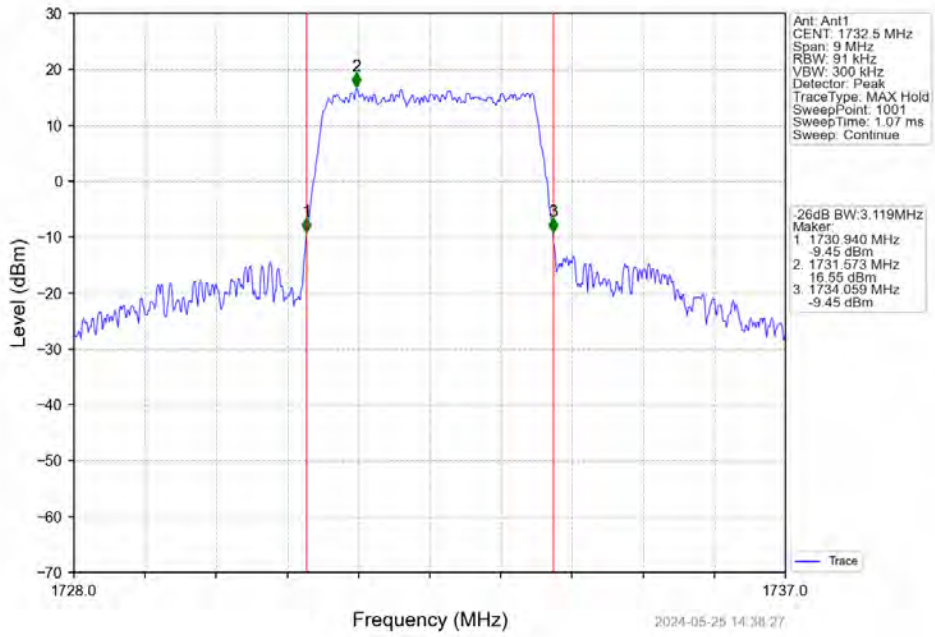
Band4_3MHz_QPSK_HCH_1753.5MHz_RB_15_0_NTNV



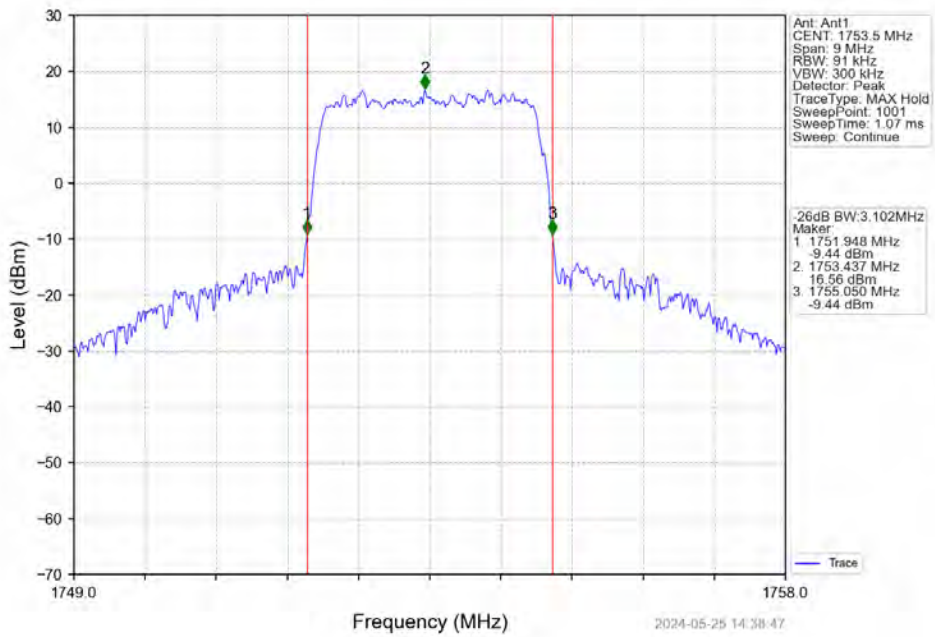
Band4_3MHz_16QAM_LCH_1711.5MHz_RB_15_0_NTNV



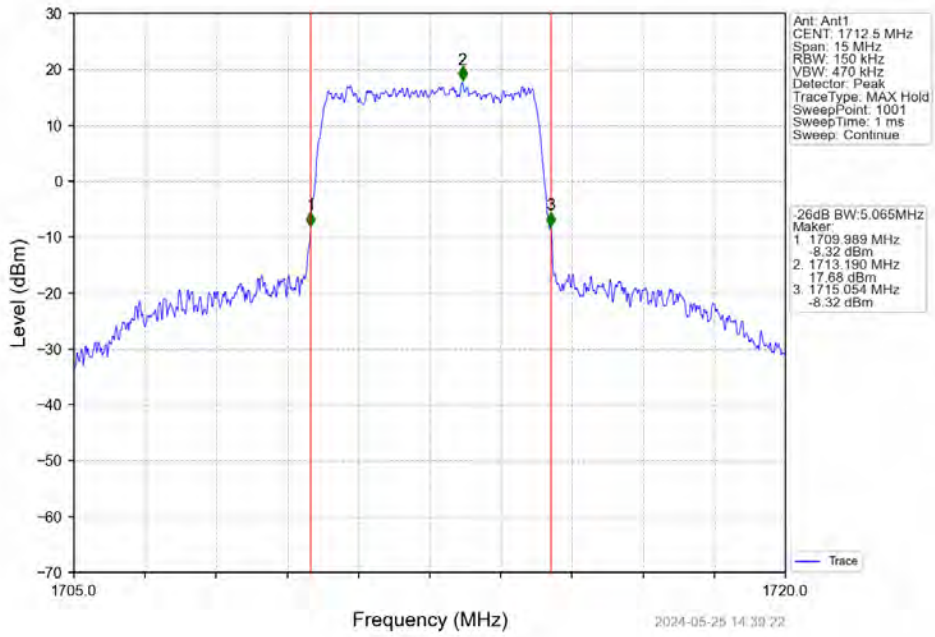
Band4_3MHz_16QAM_MCH_1732.5MHz_RB_15_0_NTNV



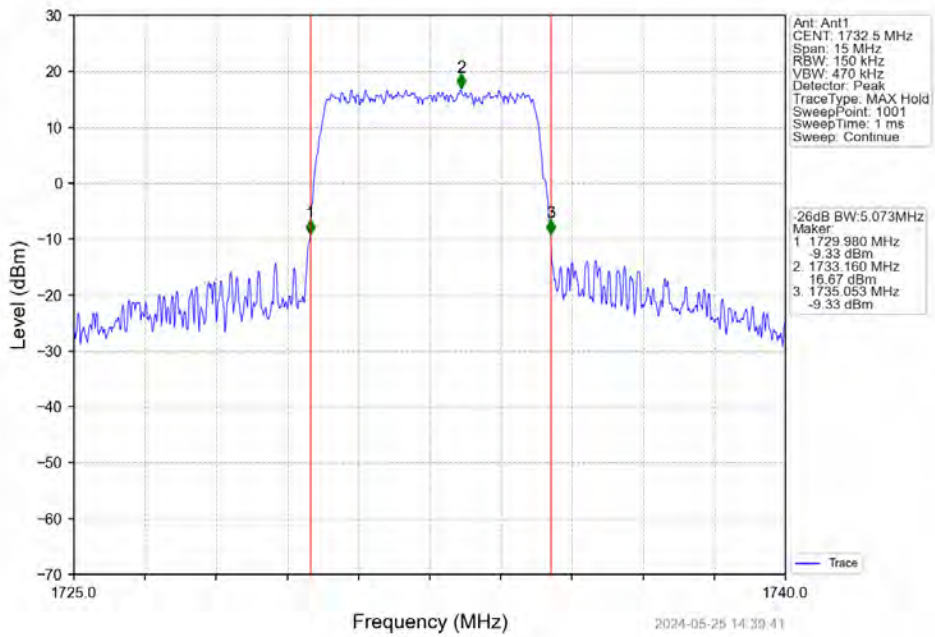
Band4_3MHz_16QAM_HCH_1753.5MHz_RB_15_0_NTNV



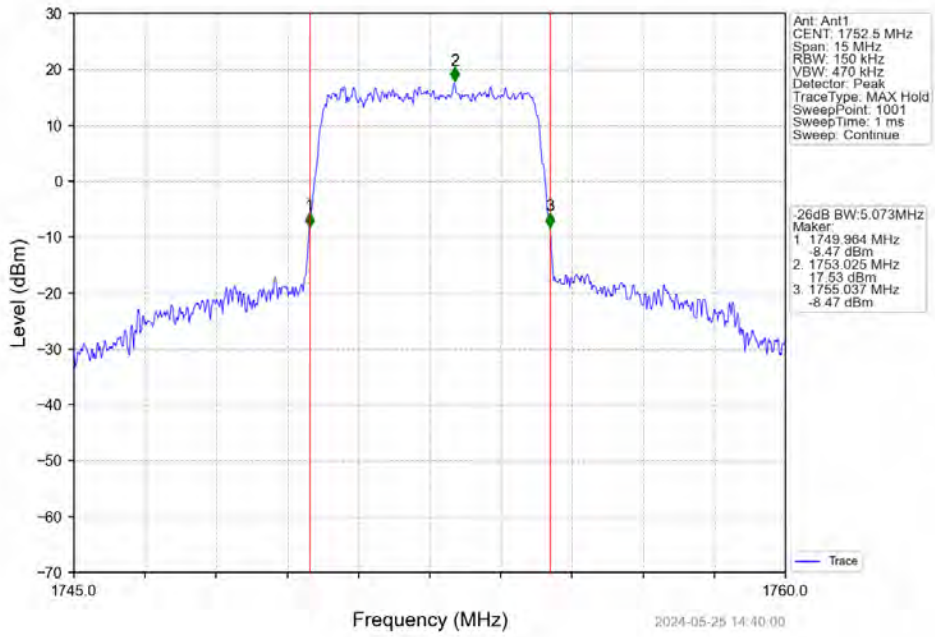
Band4_5MHz_QPSK_LCH_1712.5MHz_RB_25_0_NTNV



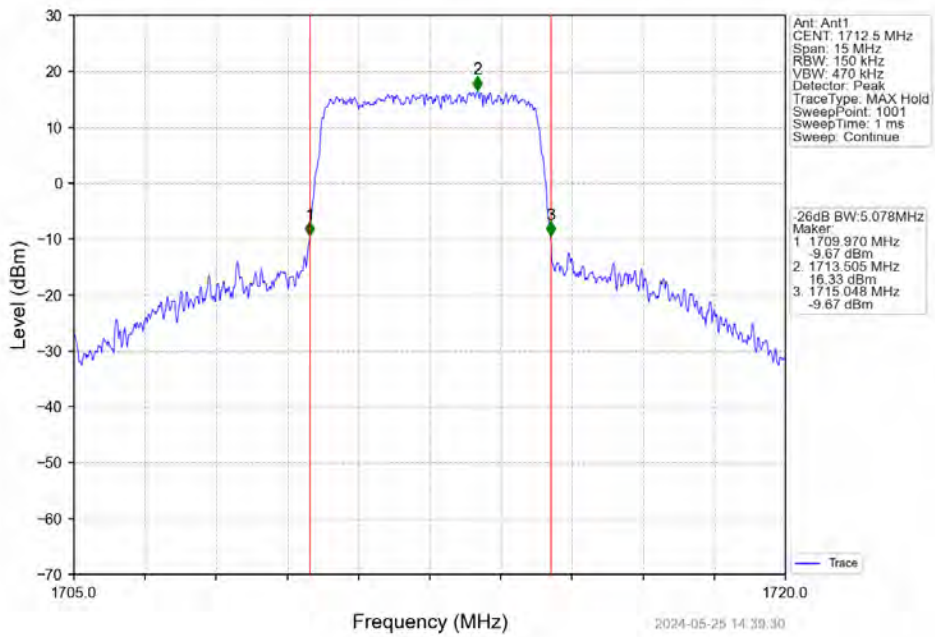
Band4_5MHz_QPSK_MCH_1732.5MHz_RB_25_0_NTNV



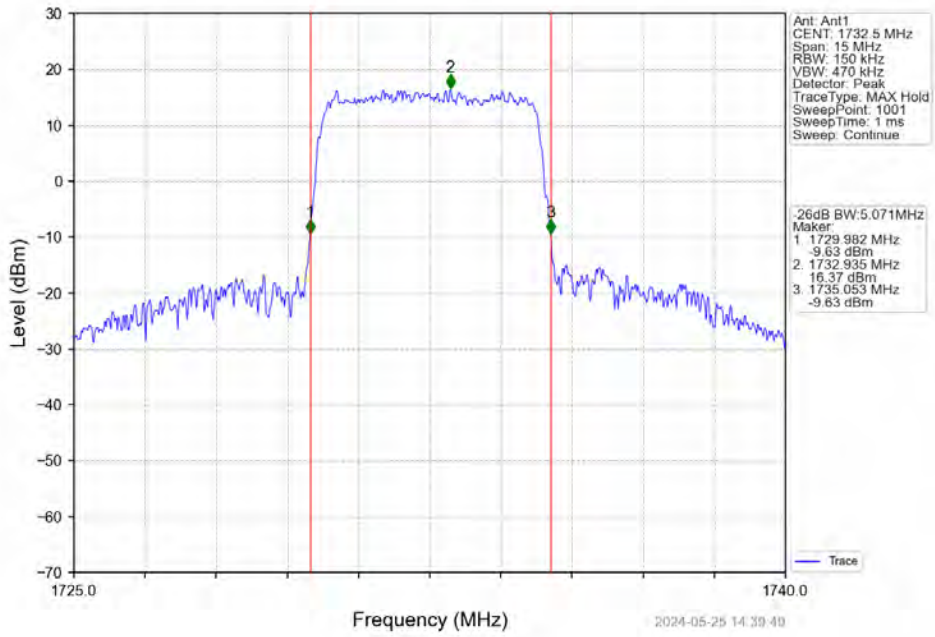
Band4_5MHz_QPSK_HCH_1752.5MHz_RB_25_0_NTNV



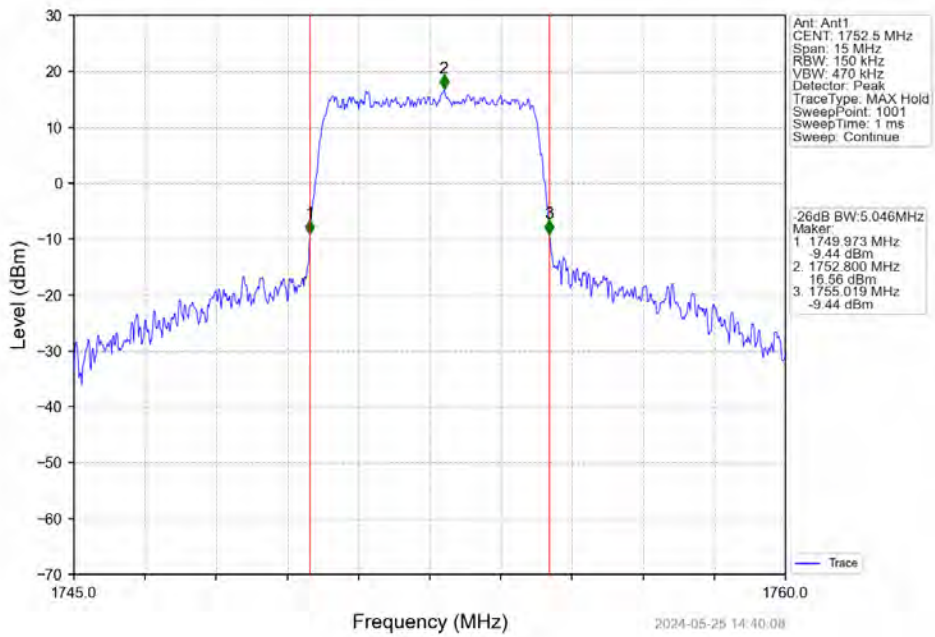
Band4_5MHz_16QAM_LCH_1712.5MHz_RB_25_0_NTNV



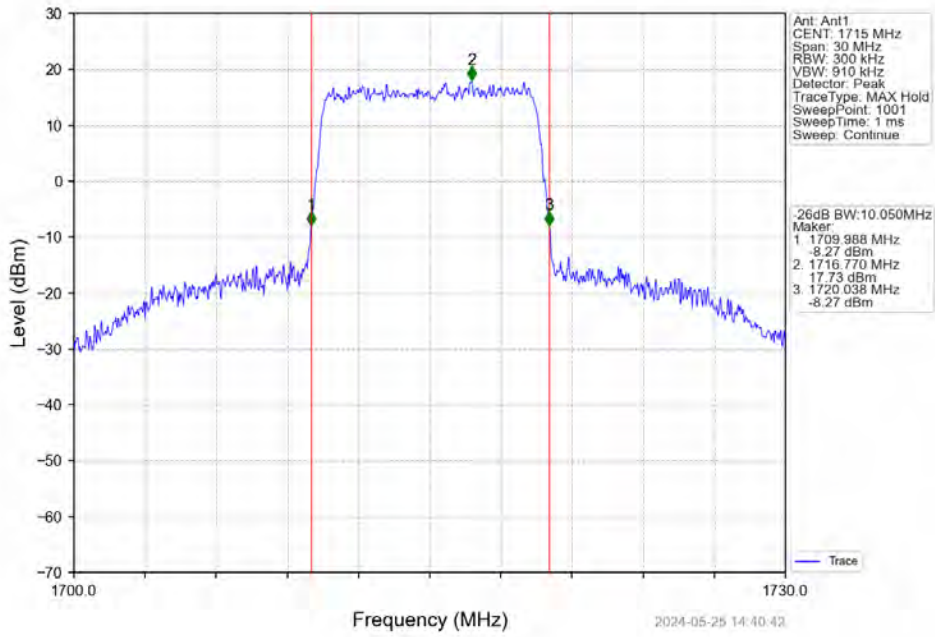
Band4_5MHz_16QAM_MCH_1732.5MHz_RB_25_0_NTNV



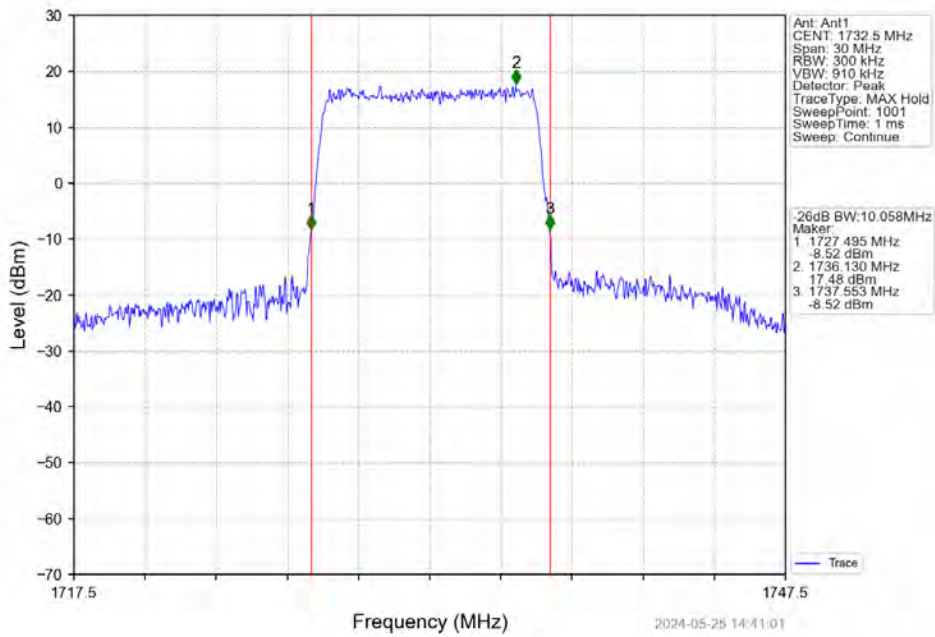
Band4_5MHz_16QAM_HCH_1752.5MHz_RB_25_0_NTNV



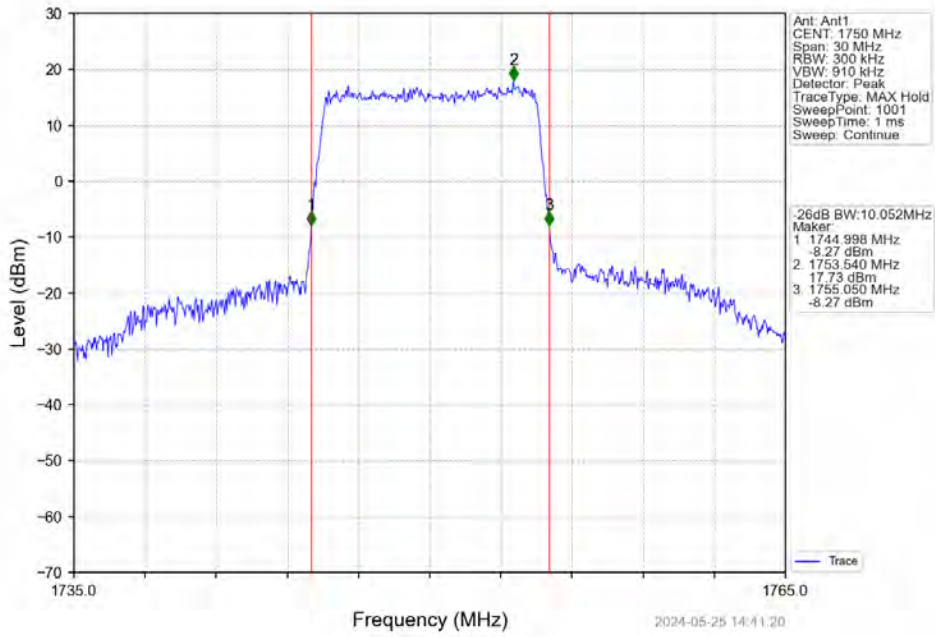
Band4_10MHz_QPSK_LCH_1715MHz_RB_50_0_NTNV



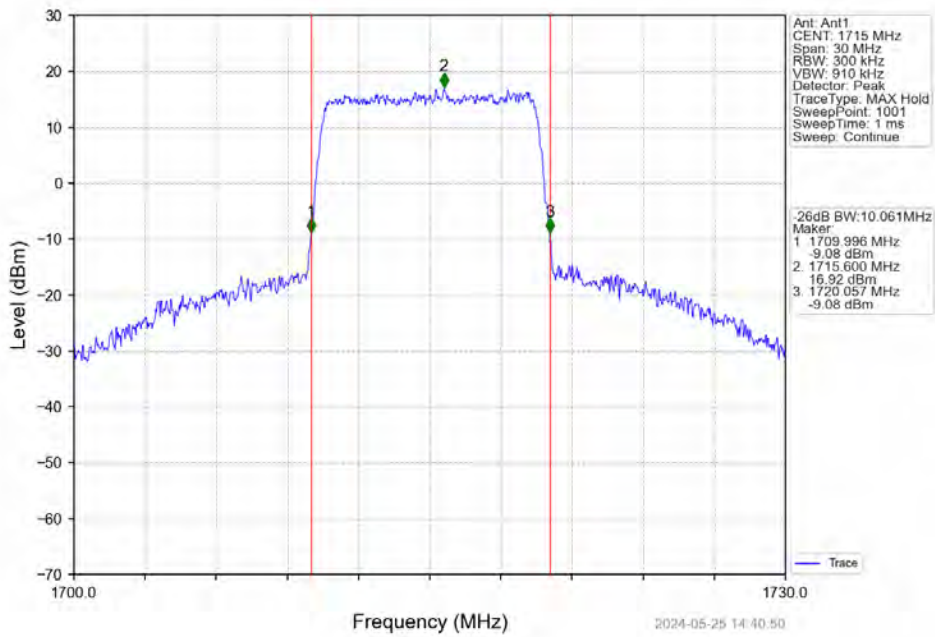
Band4_10MHz_QPSK_MCH_1732.5MHz_RB_50_0_NTNV



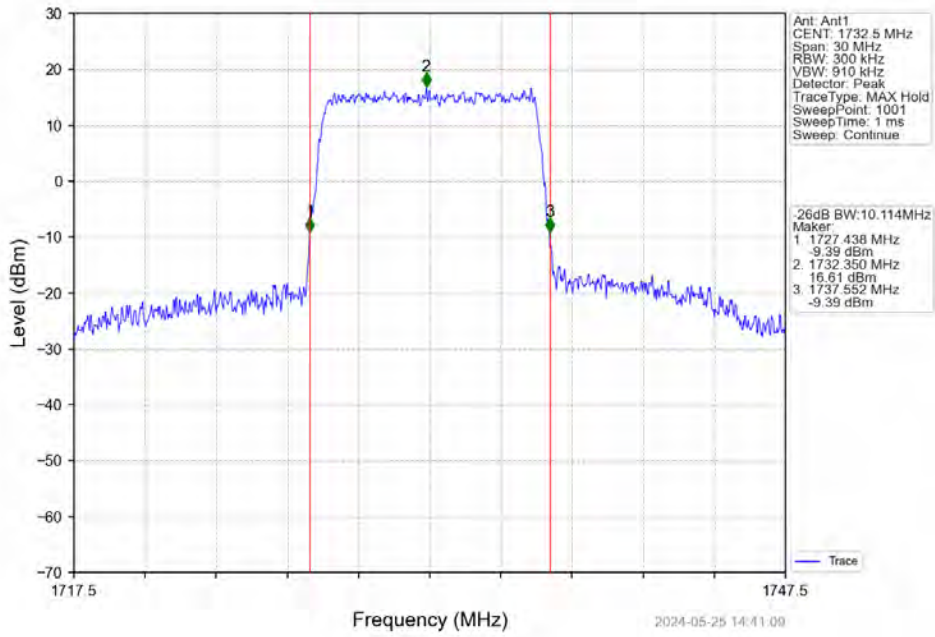
Band4_10MHz_QPSK_HCH_1750MHz_RB_50_0_NTNV



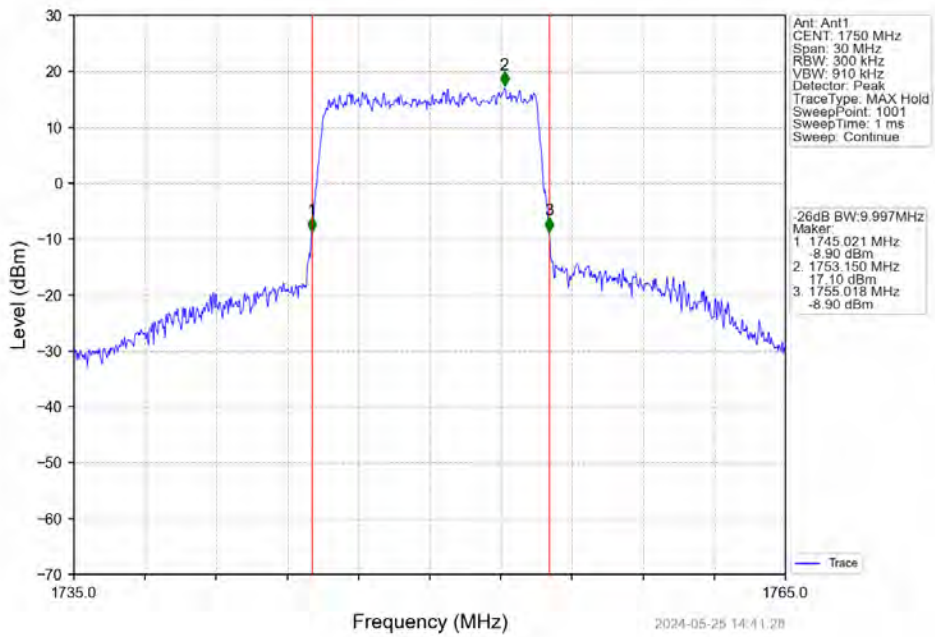
Band4_10MHz_16QAM_LCH_1715MHz_RB_50_0_NTNV



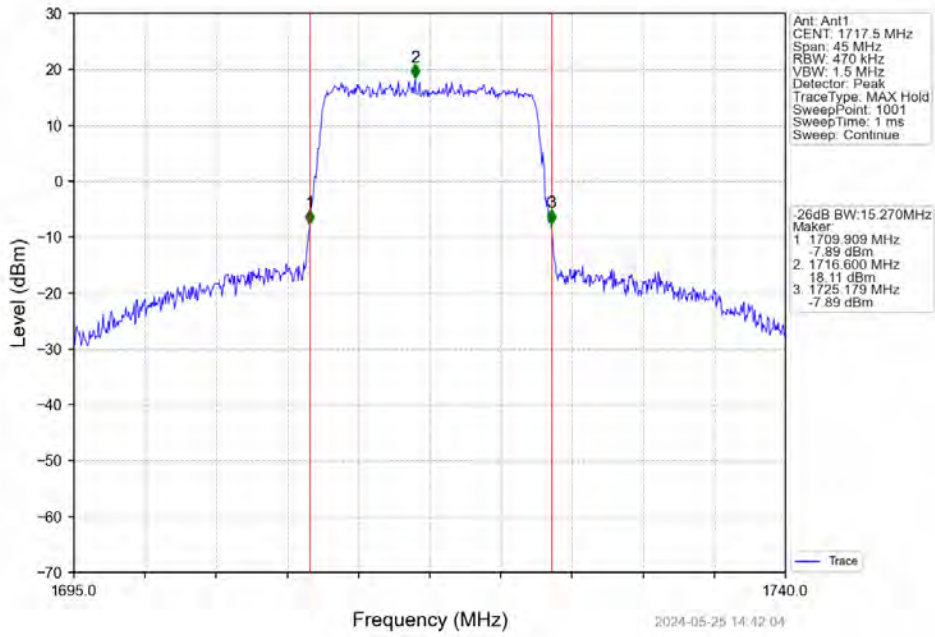
Band4_10MHz_16QAM_MCH_1732.5MHz_RB_50_0_NTNV



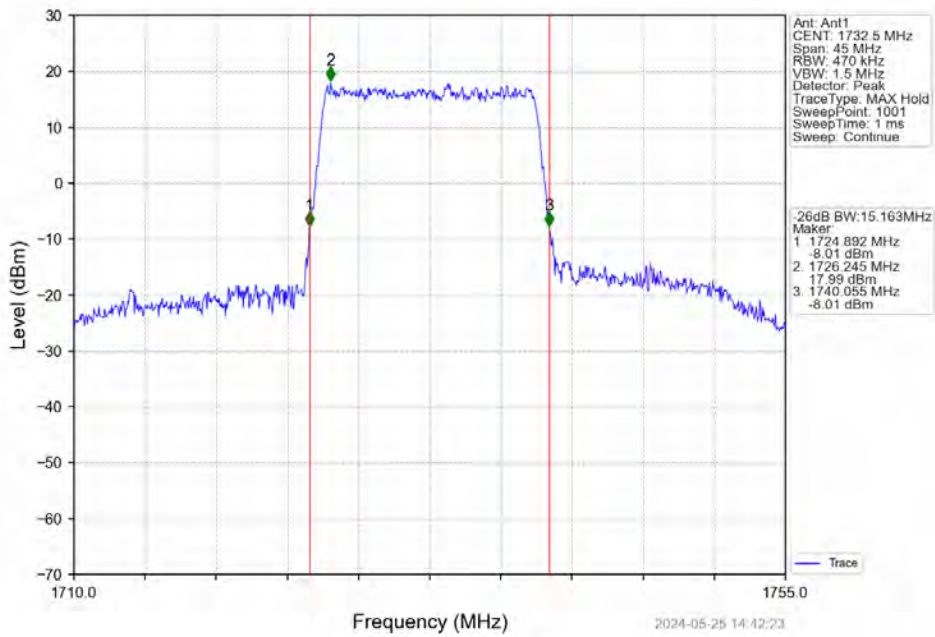
Band4_10MHz_16QAM_HCH_1750MHz_RB_50_0_NTNV



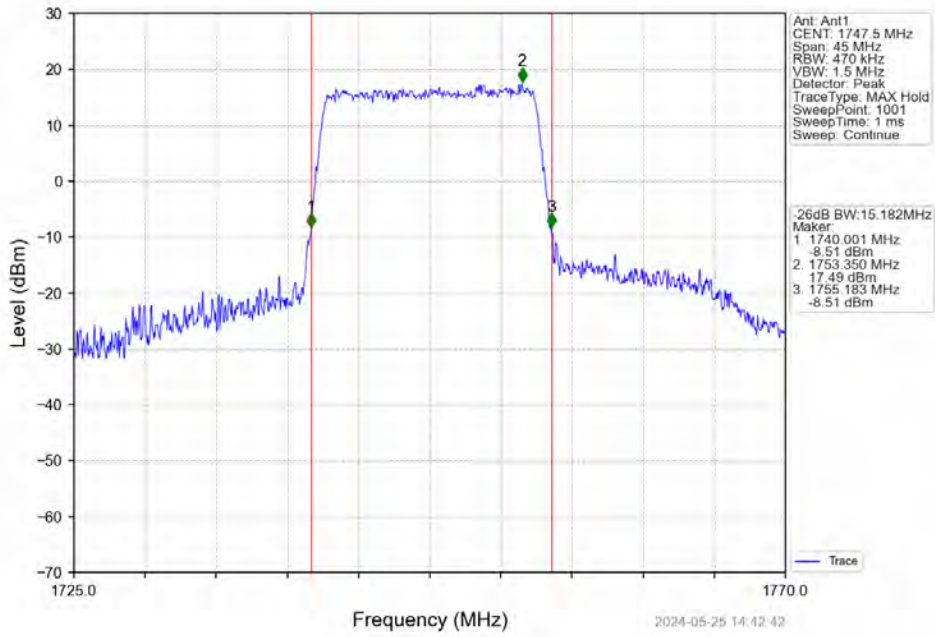
Band4_15MHz_QPSK_LCH_1717.5MHz_RB_75_0_NTNV



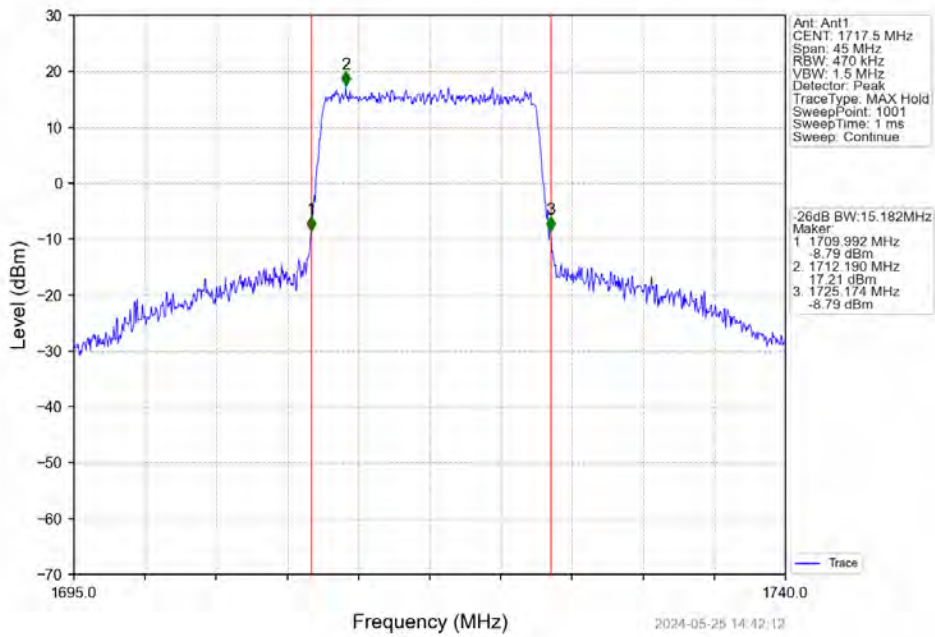
Band4_15MHz_QPSK_MCH_1732.5MHz_RB_75_0_NTNV



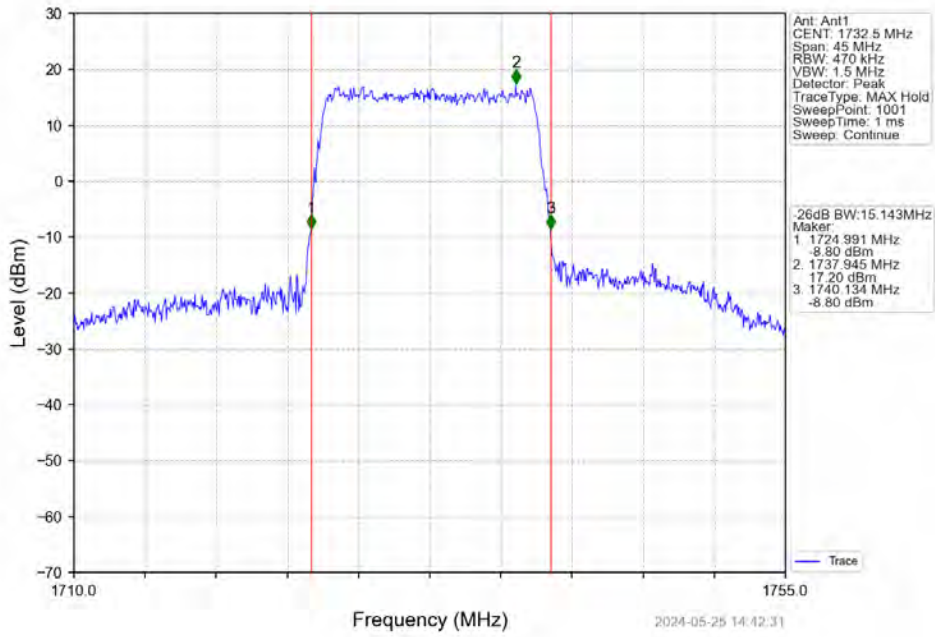
Band4_15MHz_QPSK_HCH_1747.5MHz_RB_75_0_NTNV



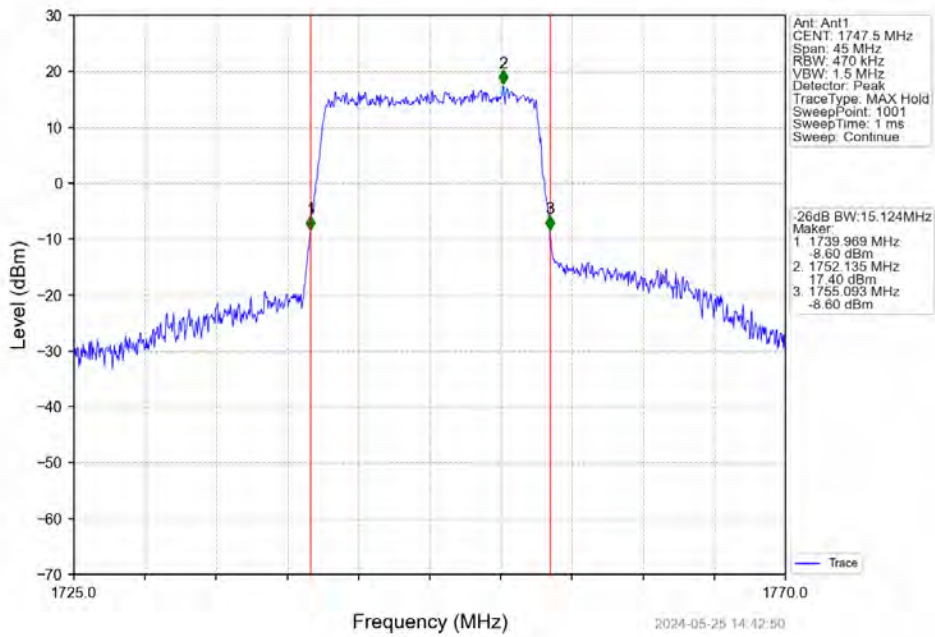
Band4_15MHz_16QAM_LCH_1717.5MHz_RB_75_0_NTNV



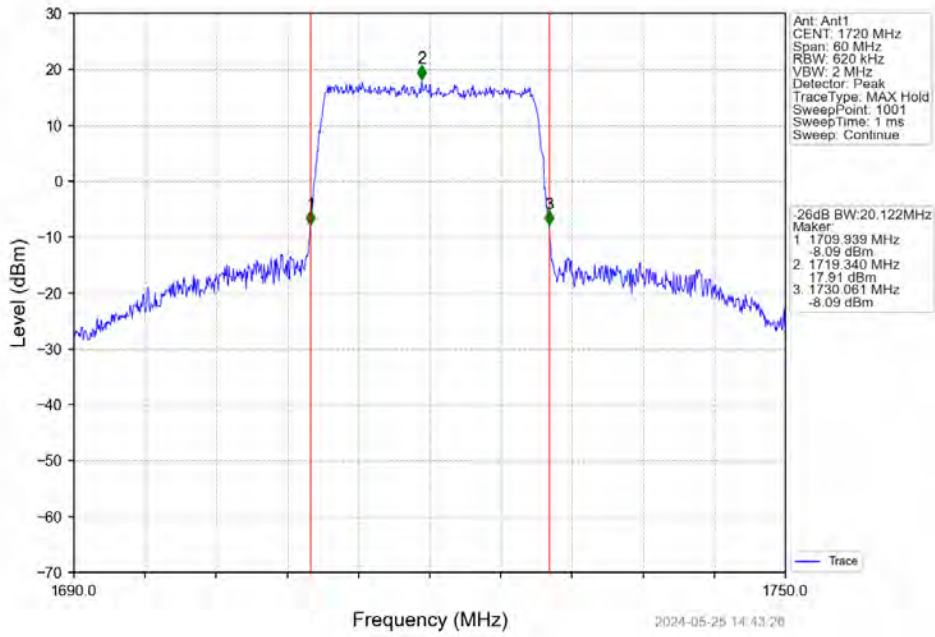
Band4_15MHz_16QAM_MCH_1732.5MHz_RB_75_0_NTNV



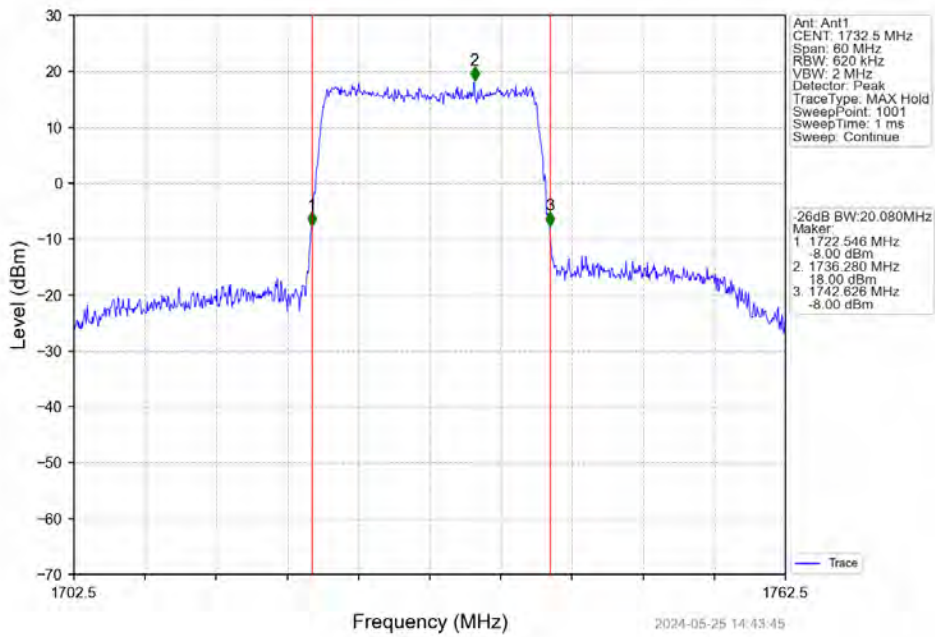
Band4_15MHz_16QAM_HCH_1747.5MHz_RB_75_0_NTNV



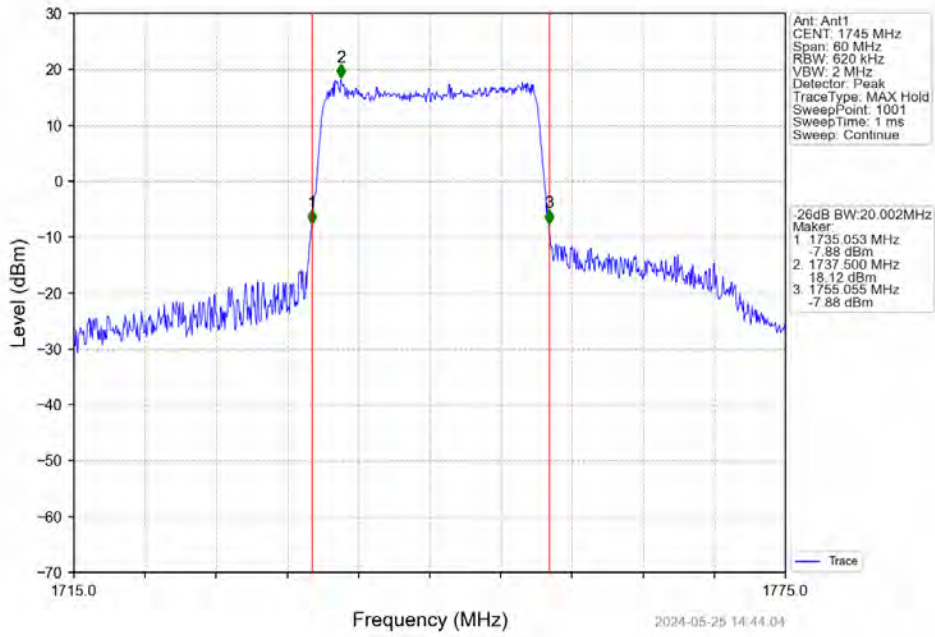
Band4_20MHz_QPSK_LCH_1720MHz_RB_100_0_NTNV



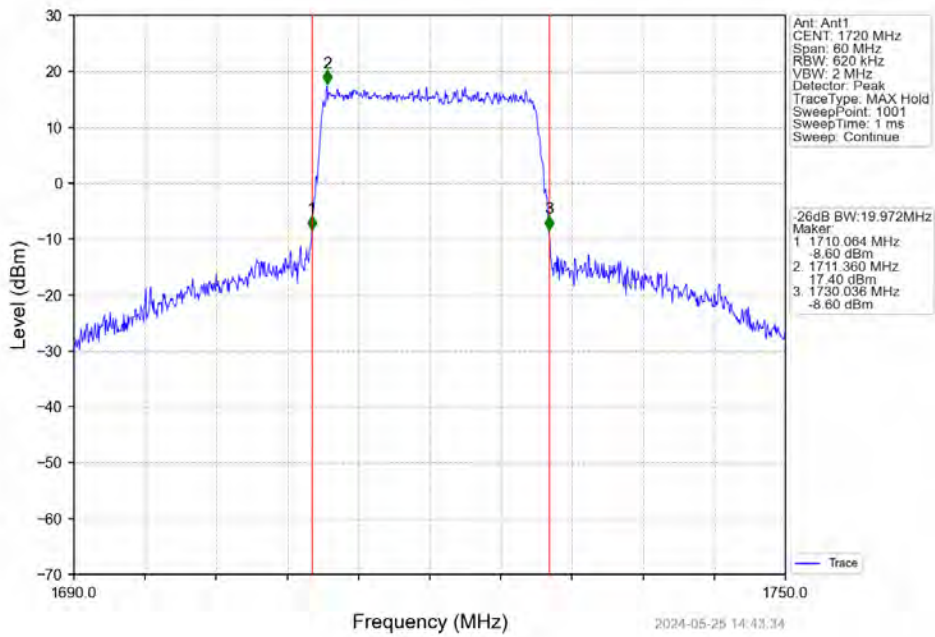
Band4_20MHz_QPSK_MCH_1732.5MHz_RB_100_0_NTNV



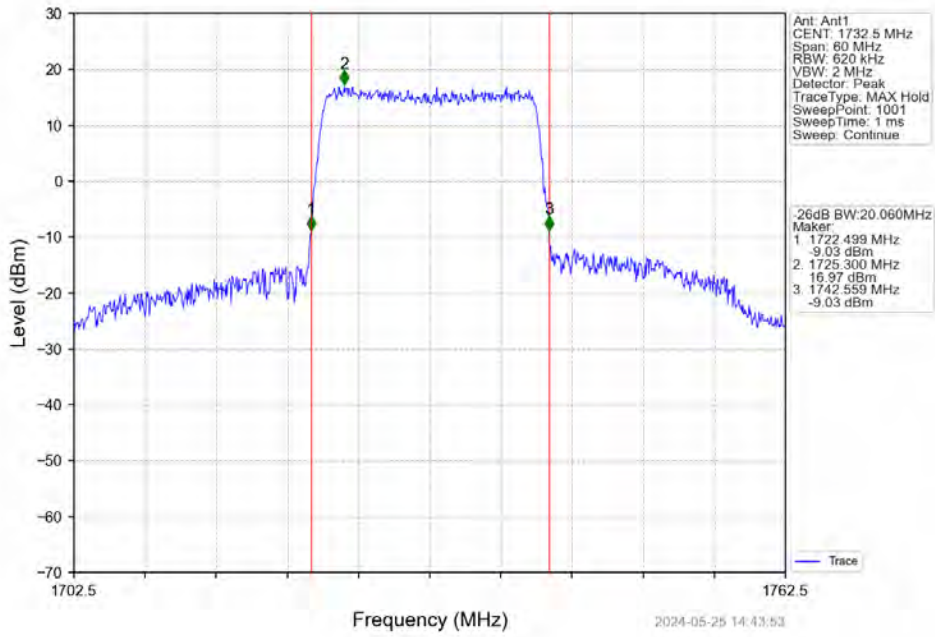
Band4_20MHz_QPSK_HCH_1745MHz_RB_100_0_NTNV



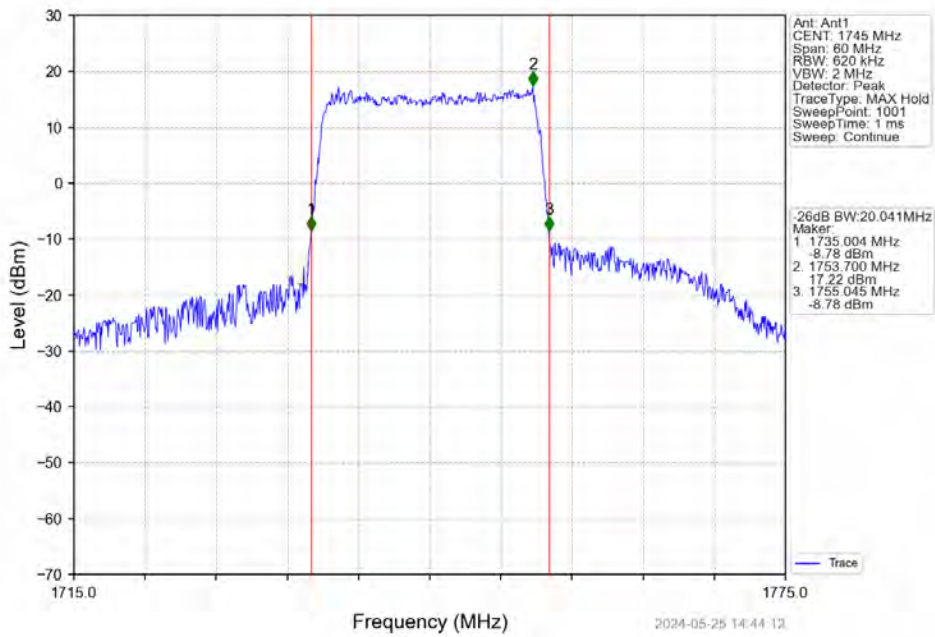
Band4_20MHz_16QAM_LCH_1720MHz_RB_100_0_NTNV



Band4_20MHz_16QAM_MCH_1732.5MHz_RB_100_0_NTNV



Band4_20MHz_16QAM_HCH_1745MHz_RB_100_0_NTNV



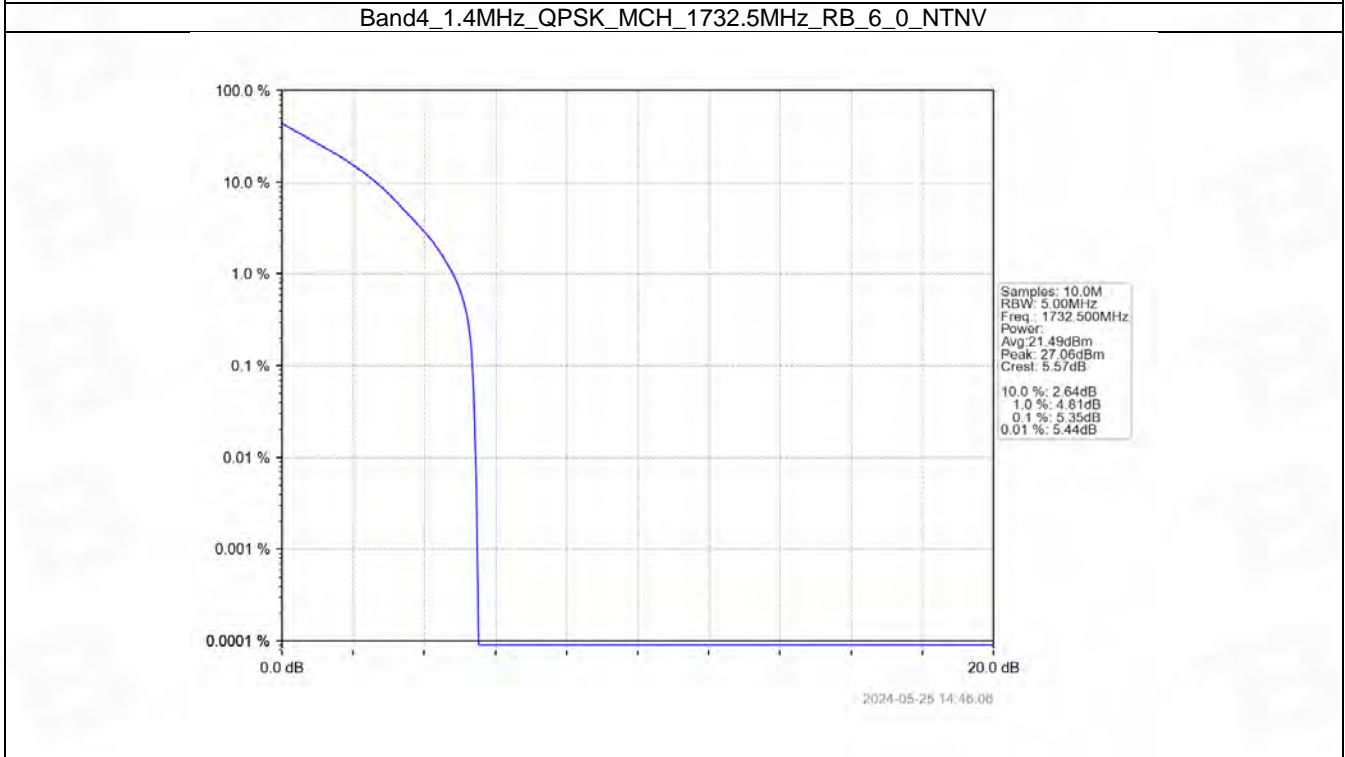
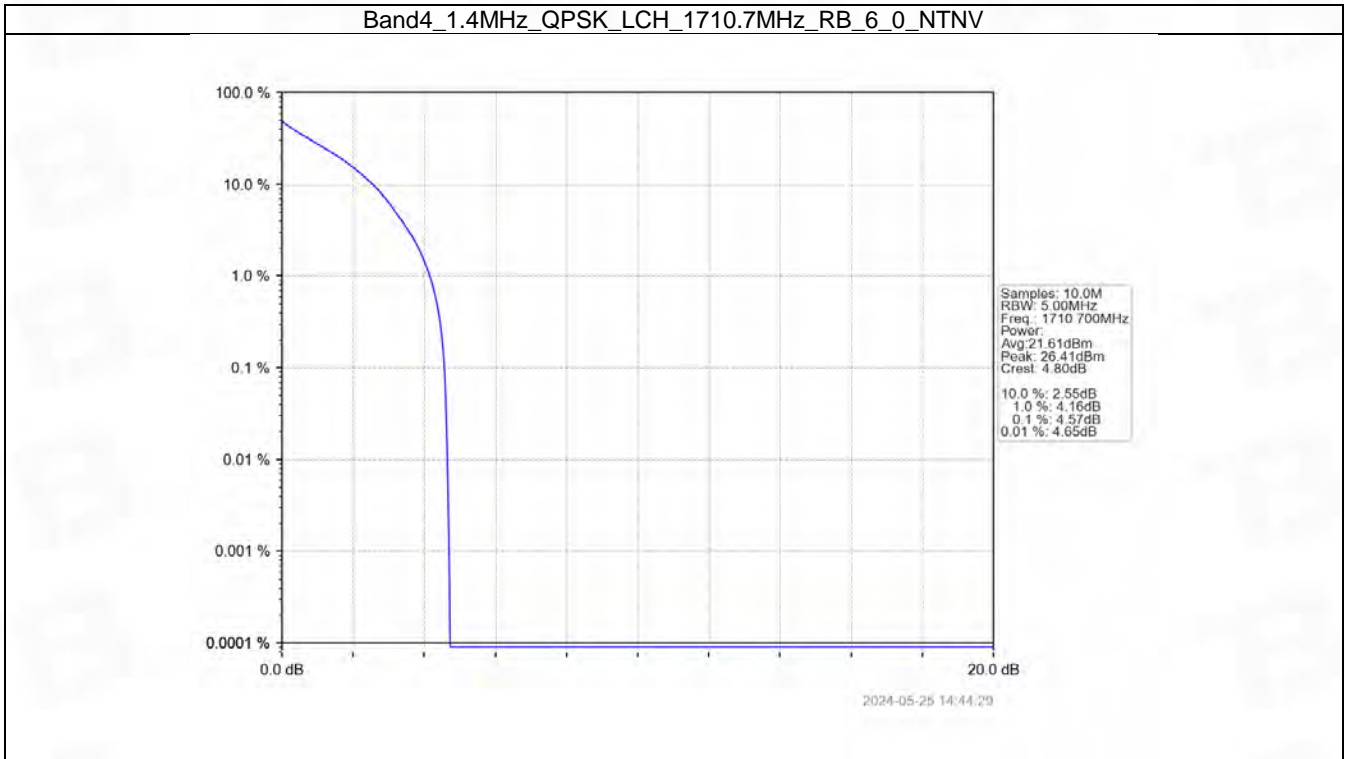
5. Peak-Average Ratio

5.1 B4_1.4MHz

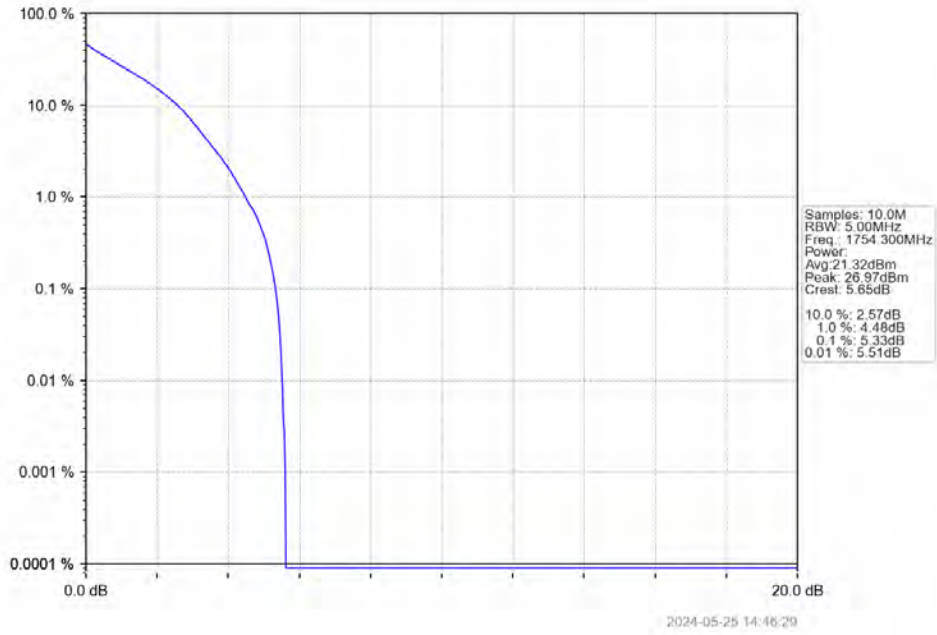
5.1.1 Test Result

Band: 4 / Bandwidth: 1.4MHz / NTV						
Modulation	Frequency (MHz)	RB Allocation		Peak-Average Ratio (dB)		Verdict
		Size	Offset	Result	Limit	
QPSK	1710.7	6	0	4.57	<=13	Pass
	1732.5	6	0	5.35	<=13	Pass
	1754.3	6	0	5.33	<=13	Pass
16QAM	1710.7	6	0	5.37	<=13	Pass
	1732.5	6	0	6.08	<=13	Pass
	1754.3	6	0	6.09	<=13	Pass

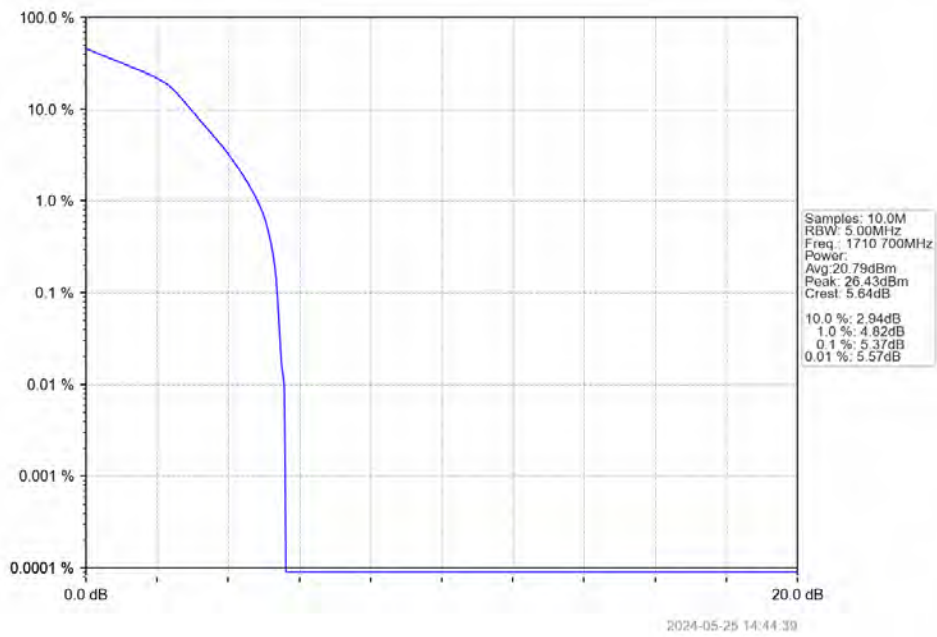
5.1.2 Test Graph



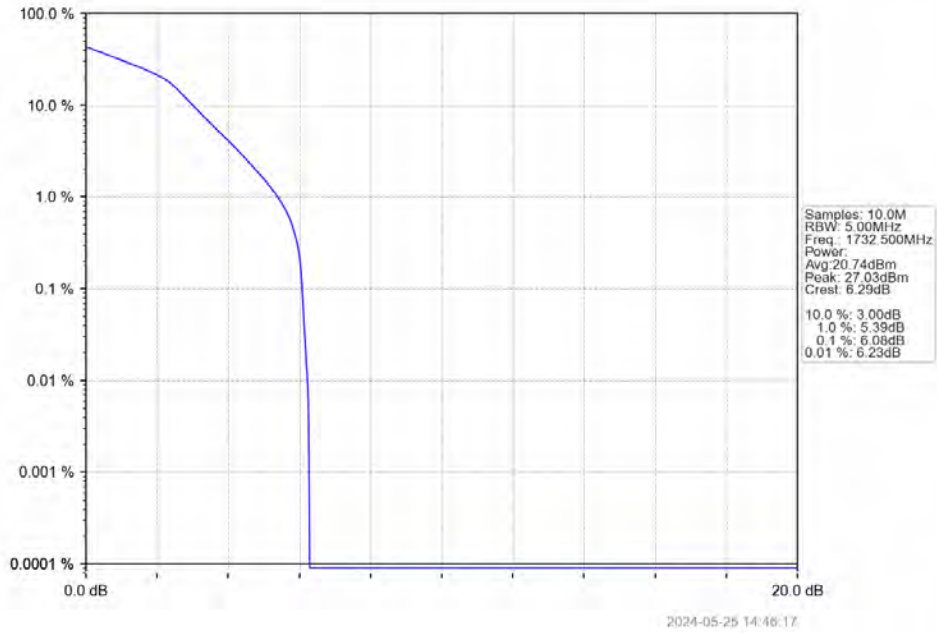
Band4_1.4MHz_QPSK_HCH_1754.3MHz_RB_6_0_NTNV



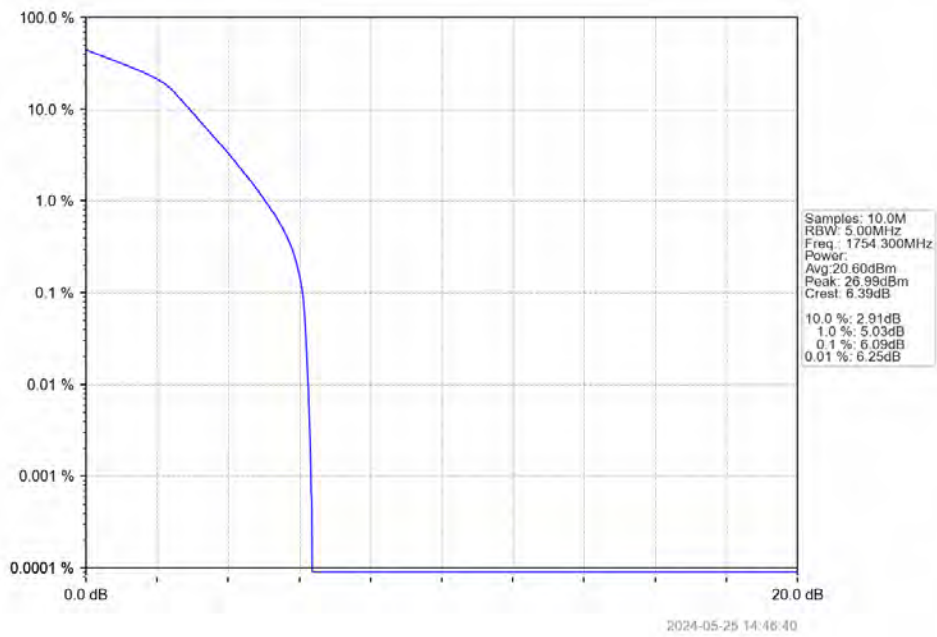
Band4_1.4MHz_16QAM_LCH_1710.7MHz_RB_6_0_NTNV



Band4_1.4MHz_16QAM_MCH_1732.5MHz_RB_6_0_NTNV



Band4_1.4MHz_16QAM_HCH_1754.3MHz_RB_6_0_NTNV

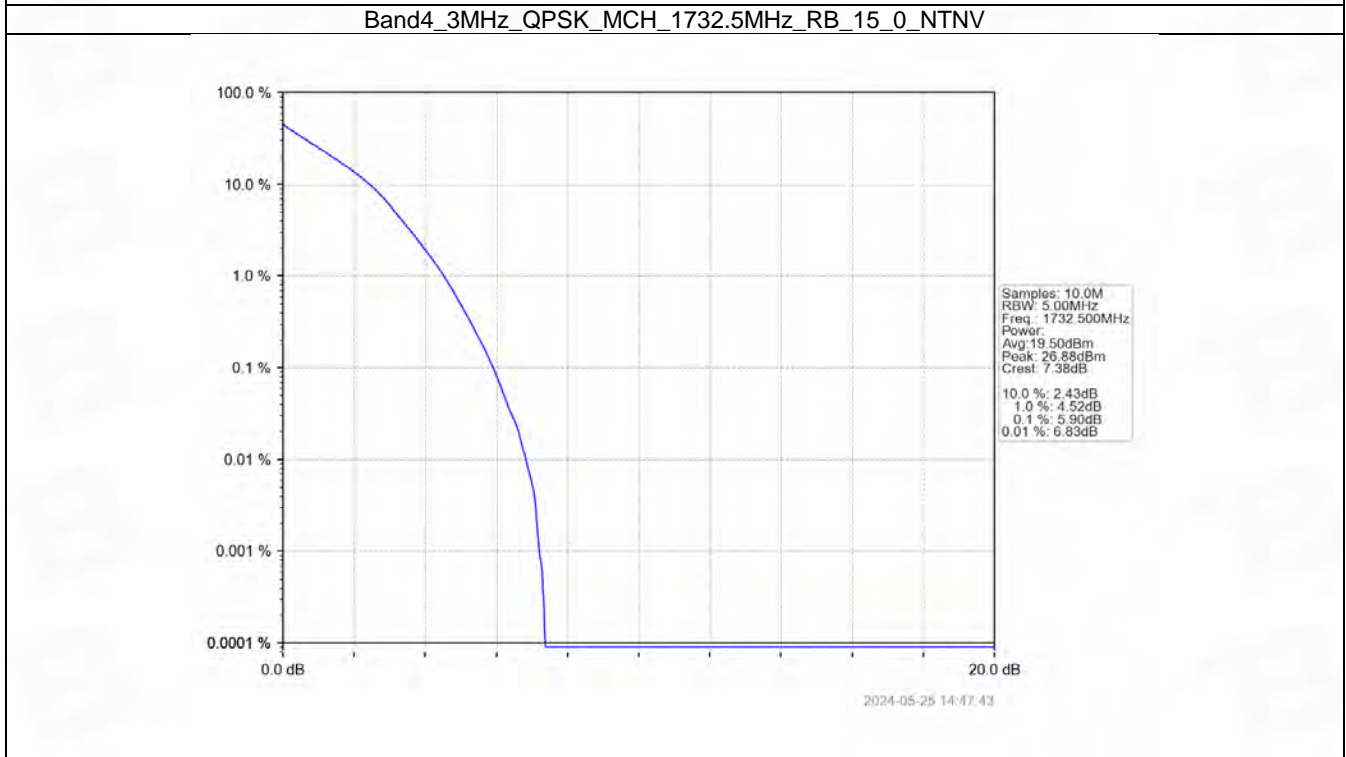
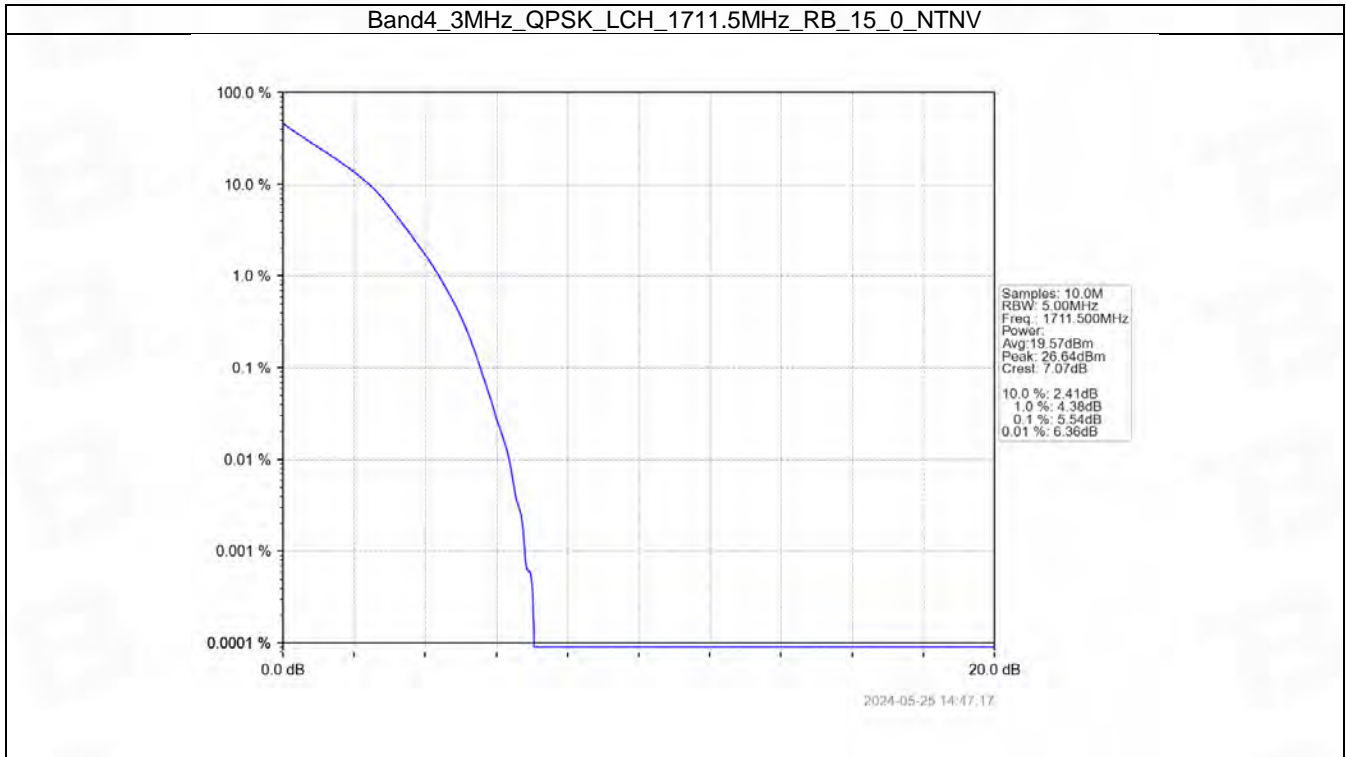


5.2 B4_3MHz

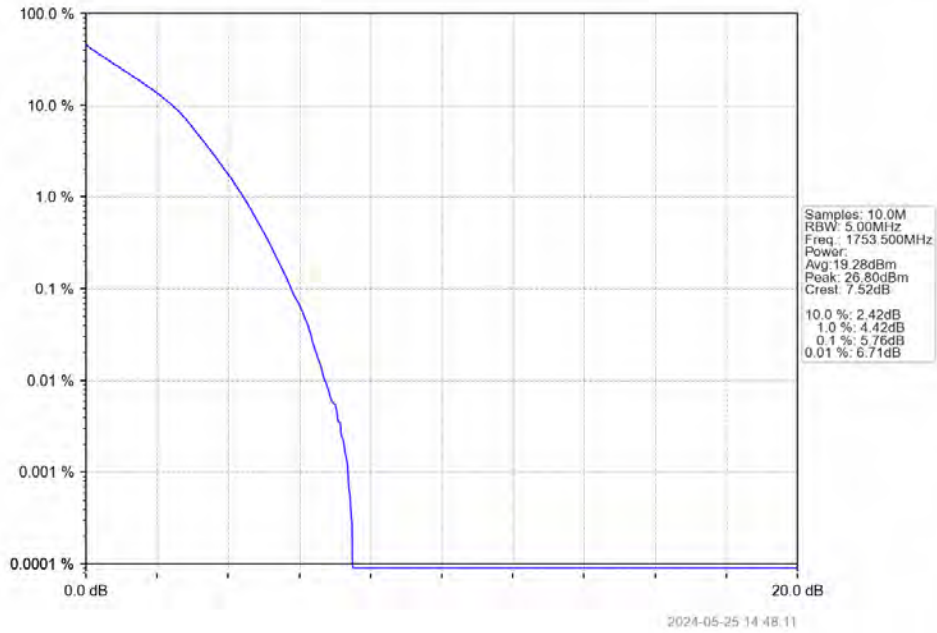
5.2.1 Test Result

Band: 4 / Bandwidth: 3MHz / NTN						
Modulation	Frequency (MHz)	RB Allocation		Peak-Average Ratio (dB)		Verdict
		Size	Offset	Result	Limit	
QPSK	1711.5	15	0	5.54	<=13	Pass
	1732.5	15	0	5.90	<=13	Pass
	1753.5	15	0	5.76	<=13	Pass
16QAM	1711.5	15	0	6.28	<=13	Pass
	1732.5	15	0	6.75	<=13	Pass
	1753.5	15	0	6.50	<=13	Pass

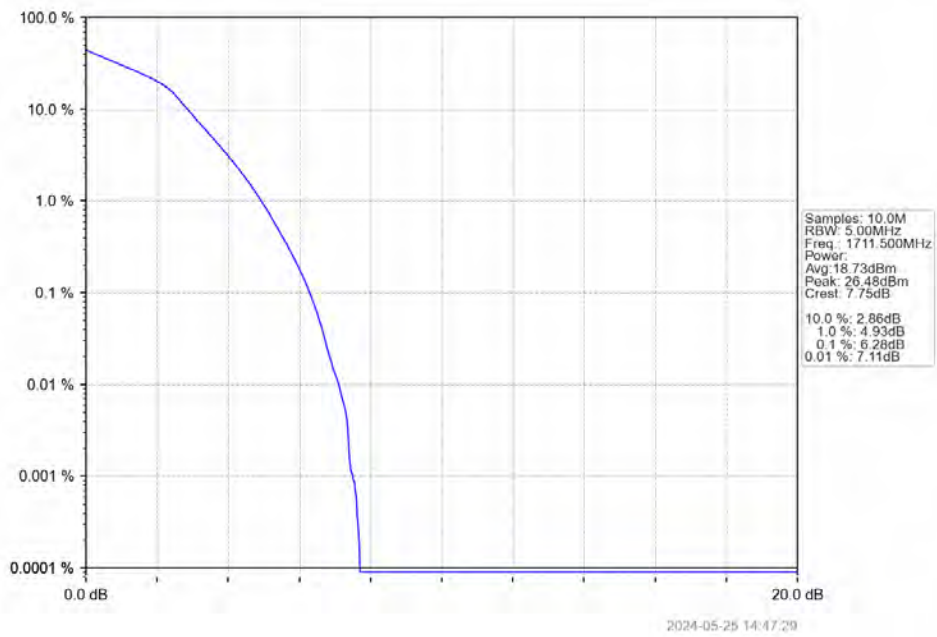
5.2.2 Test Graph



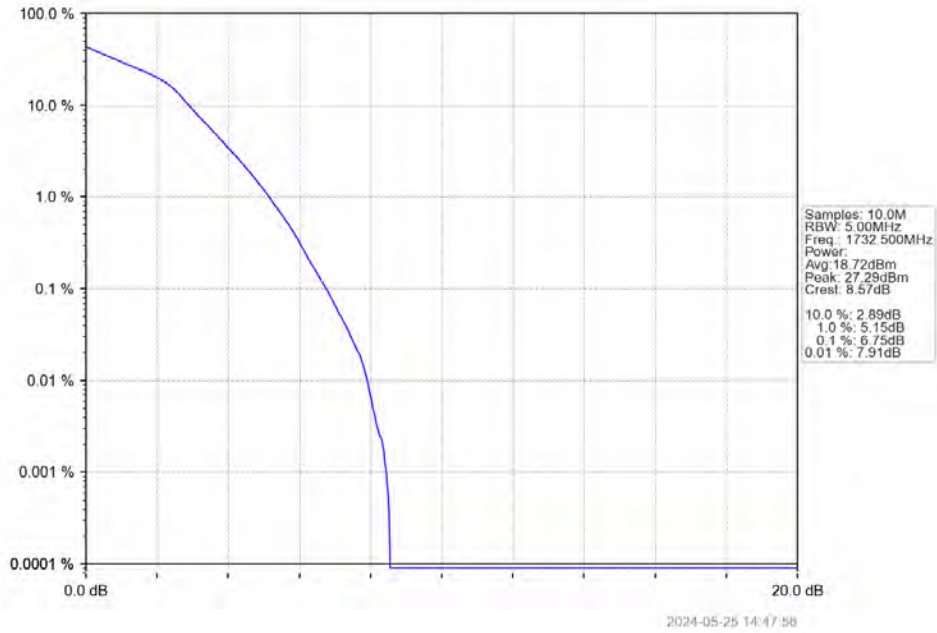
Band4_3MHz_QPSK_HCH_1753.5MHz_RB_15_0_NTNV



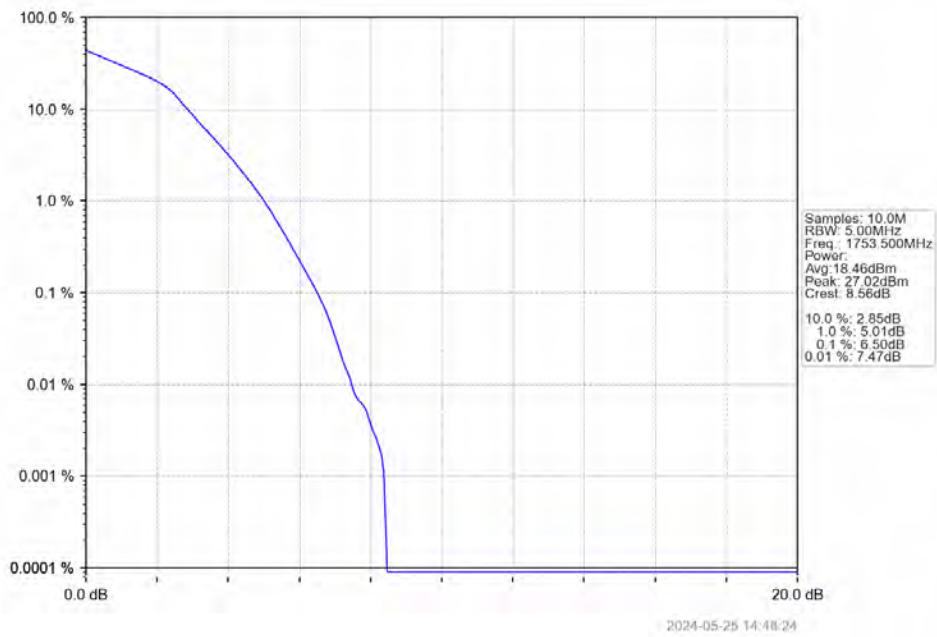
Band4_3MHz_16QAM_LCH_1711.5MHz_RB_15_0_NTNV



Band4_3MHz_16QAM_MCH_1732.5MHz_RB_15_0_NTNV



Band4_3MHz_16QAM_HCH_1753.5MHz_RB_15_0_NTNV

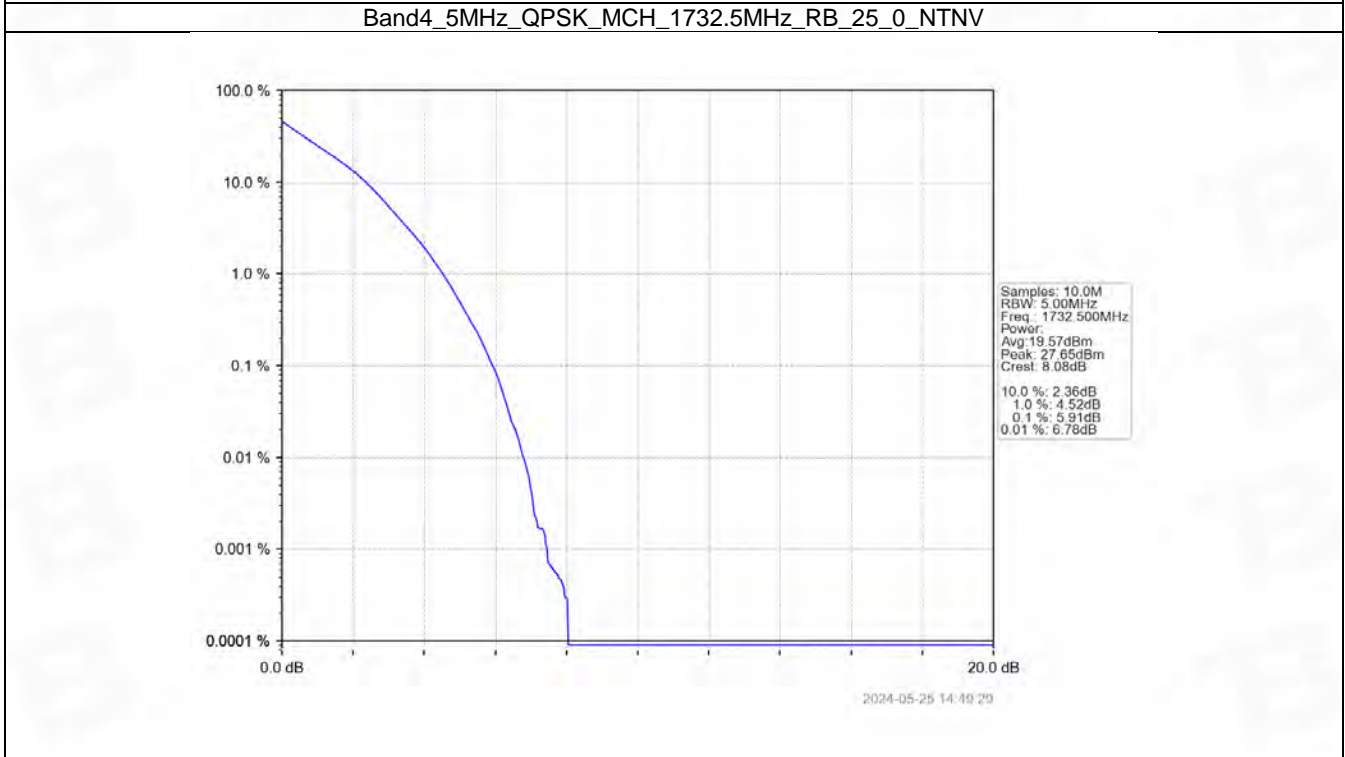
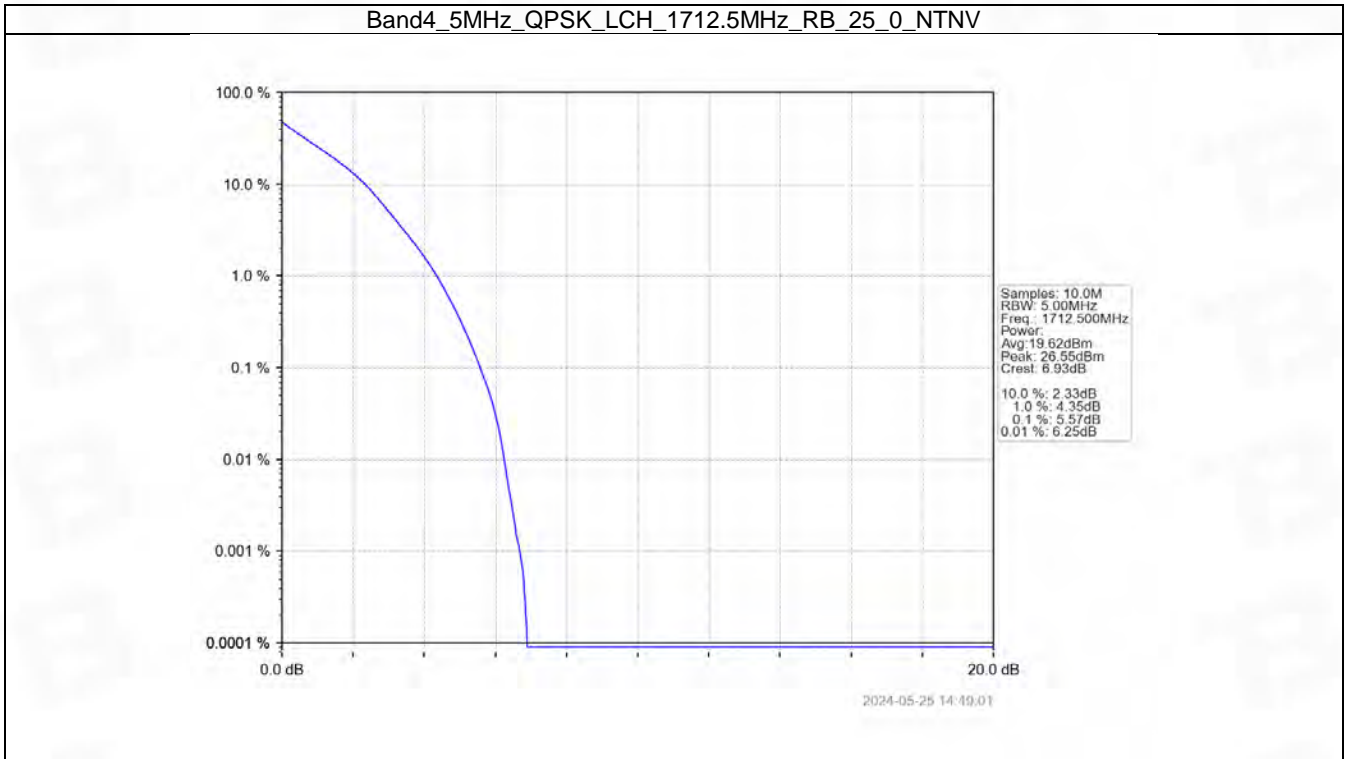


5.3 B4_5MHz

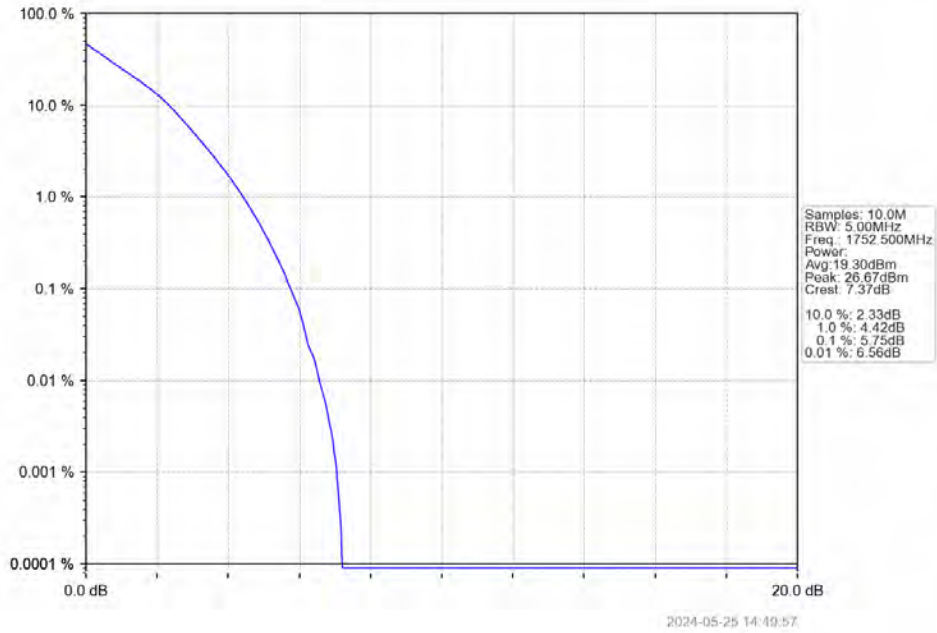
5.3.1 Test Result

Band: 4 / Bandwidth: 5MHz / NTN						
Modulation	Frequency (MHz)	RB Allocation		Peak-Average Ratio (dB)		Verdict
		Size	Offset	Result	Limit	
QPSK	1712.5	25	0	5.57	<=13	Pass
	1732.5	25	0	5.91	<=13	Pass
	1752.5	25	0	5.75	<=13	Pass
16QAM	1712.5	25	0	6.28	<=13	Pass
	1732.5	25	0	6.57	<=13	Pass
	1752.5	25	0	6.37	<=13	Pass

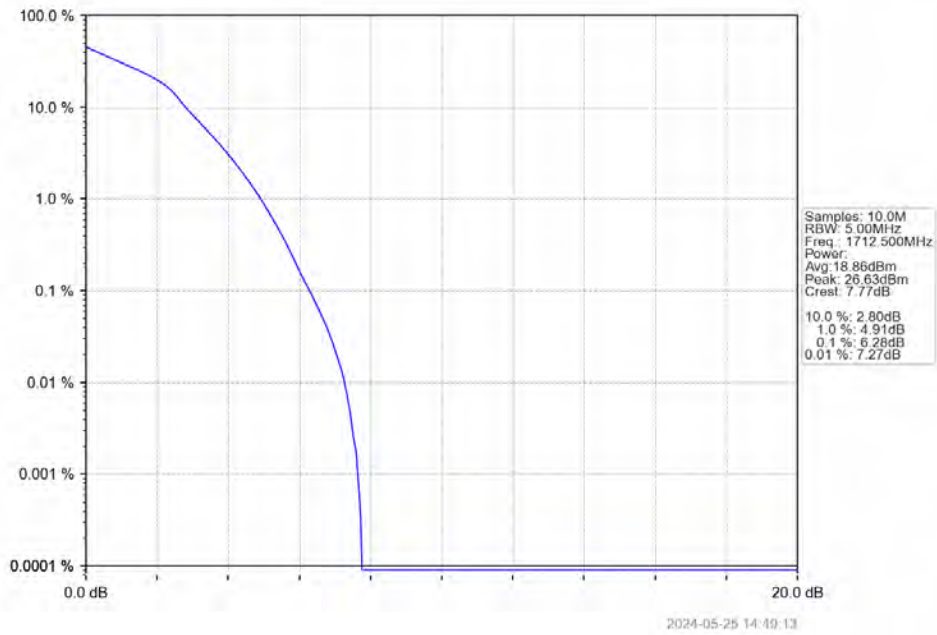
5.3.2 Test Graph



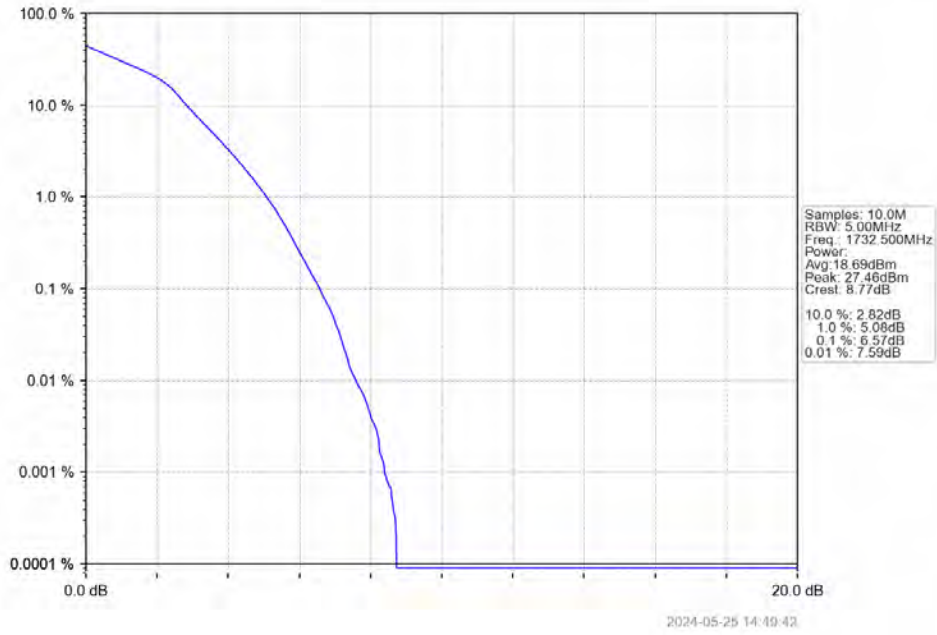
Band4_5MHz_QPSK_HCH_1752.5MHz_RB_25_0_NTNV



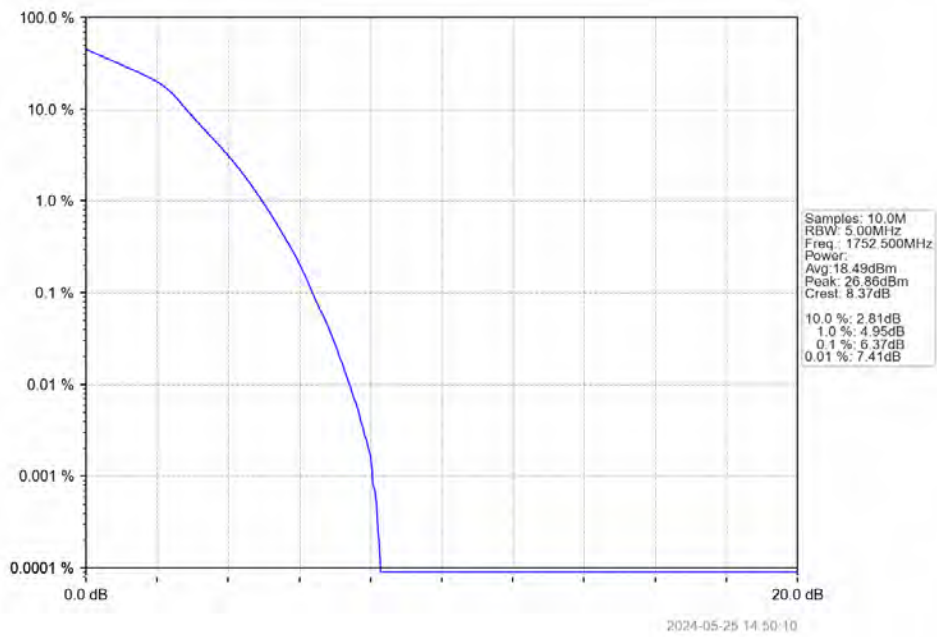
Band4_5MHz_16QAM_LCH_1712.5MHz_RB_25_0_NTNV



Band4_5MHz_16QAM_MCH_1732.5MHz_RB_25_0_NTNV



Band4_5MHz_16QAM_HCH_1752.5MHz_RB_25_0_NTNV

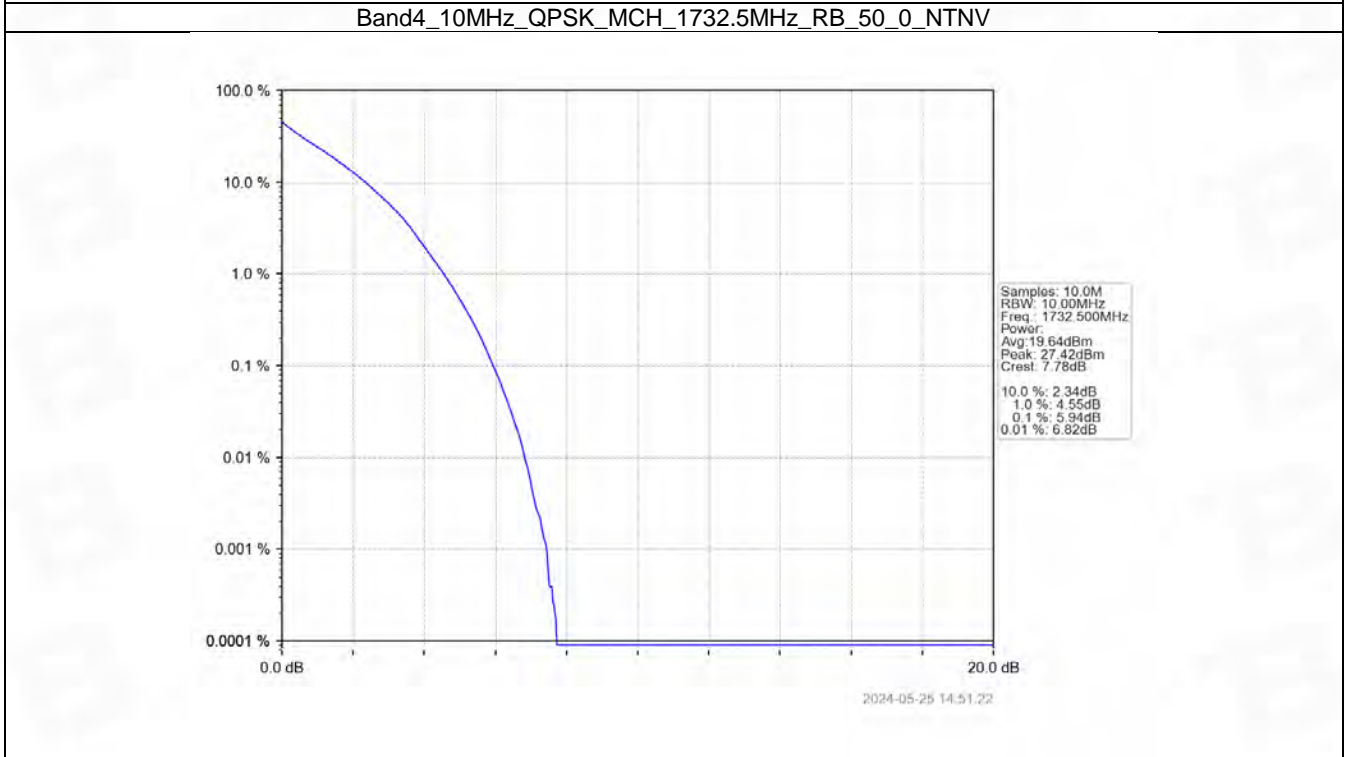
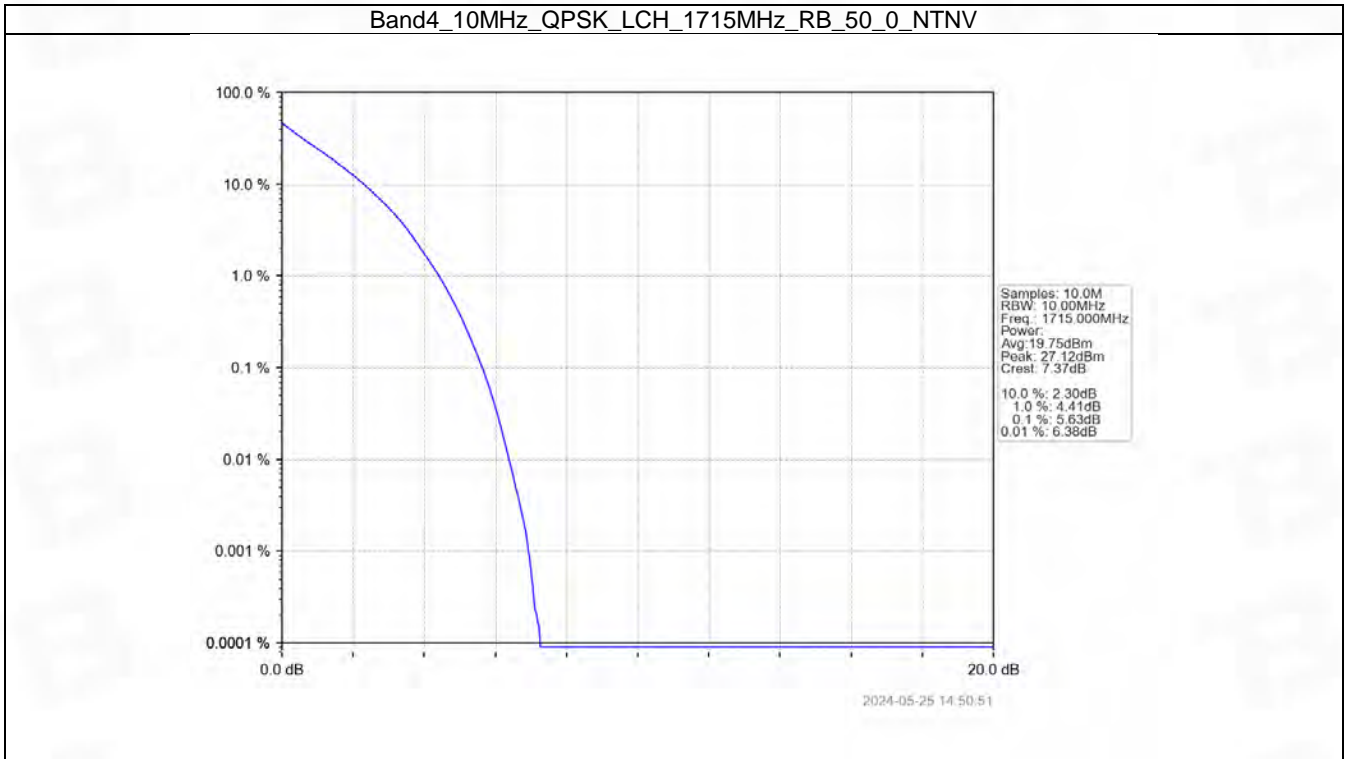


5.4 B4_10MHz

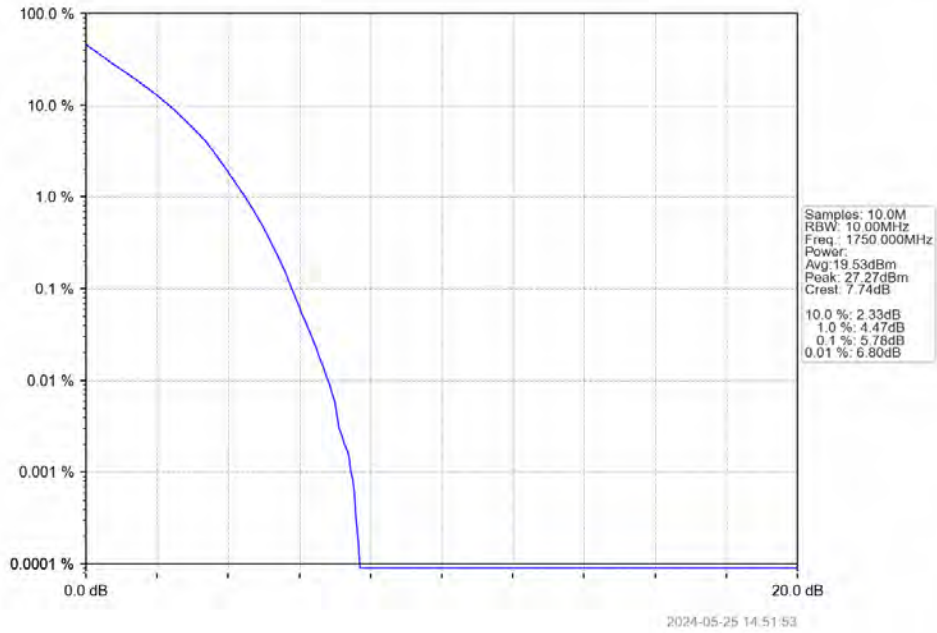
5.4.1 Test Result

Band: 4 / Bandwidth: 10MHz / NTV						
Modulation	Frequency (MHz)	RB Allocation		Peak-Average Ratio (dB)		Verdict
		Size	Offset	Result	Limit	
QPSK	1715	50	0	5.63	<=13	Pass
	1732.5	50	0	5.94	<=13	Pass
	1750	50	0	5.78	<=13	Pass
16QAM	1715	50	0	6.33	<=13	Pass
	1732.5	50	0	6.66	<=13	Pass
	1750	50	0	6.42	<=13	Pass

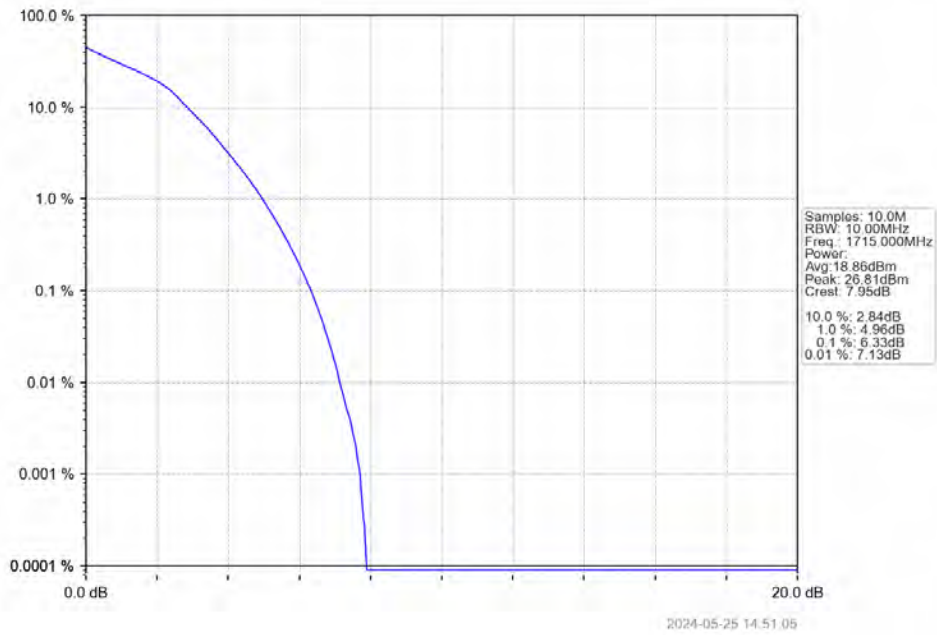
5.4.2 Test Graph



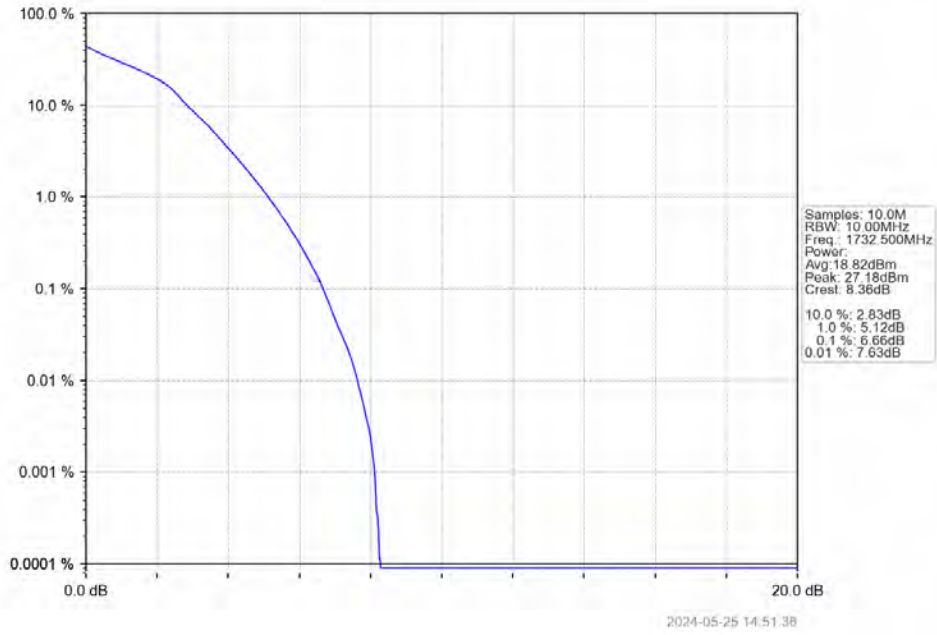
Band4_10MHz_QPSK_HCH_1750MHz_RB_50_0_NTNV



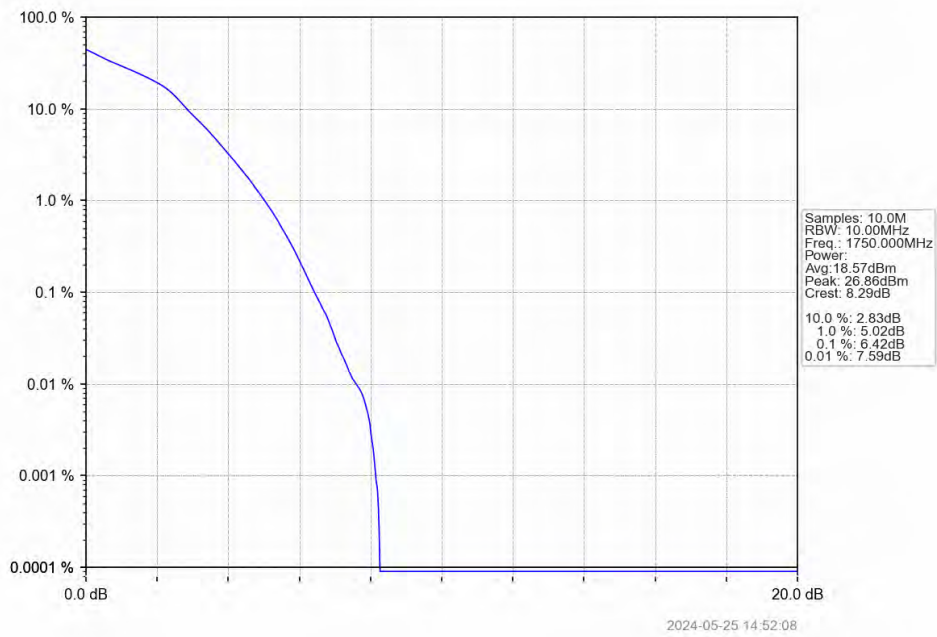
Band4_10MHz_16QAM_LCH_1715MHz_RB_50_0_NTNV



Band4_10MHz_16QAM_MCH_1732.5MHz_RB_50_0_NTNV



Band4_10MHz_16QAM_HCH_1750MHz_RB_50_0_NTNV

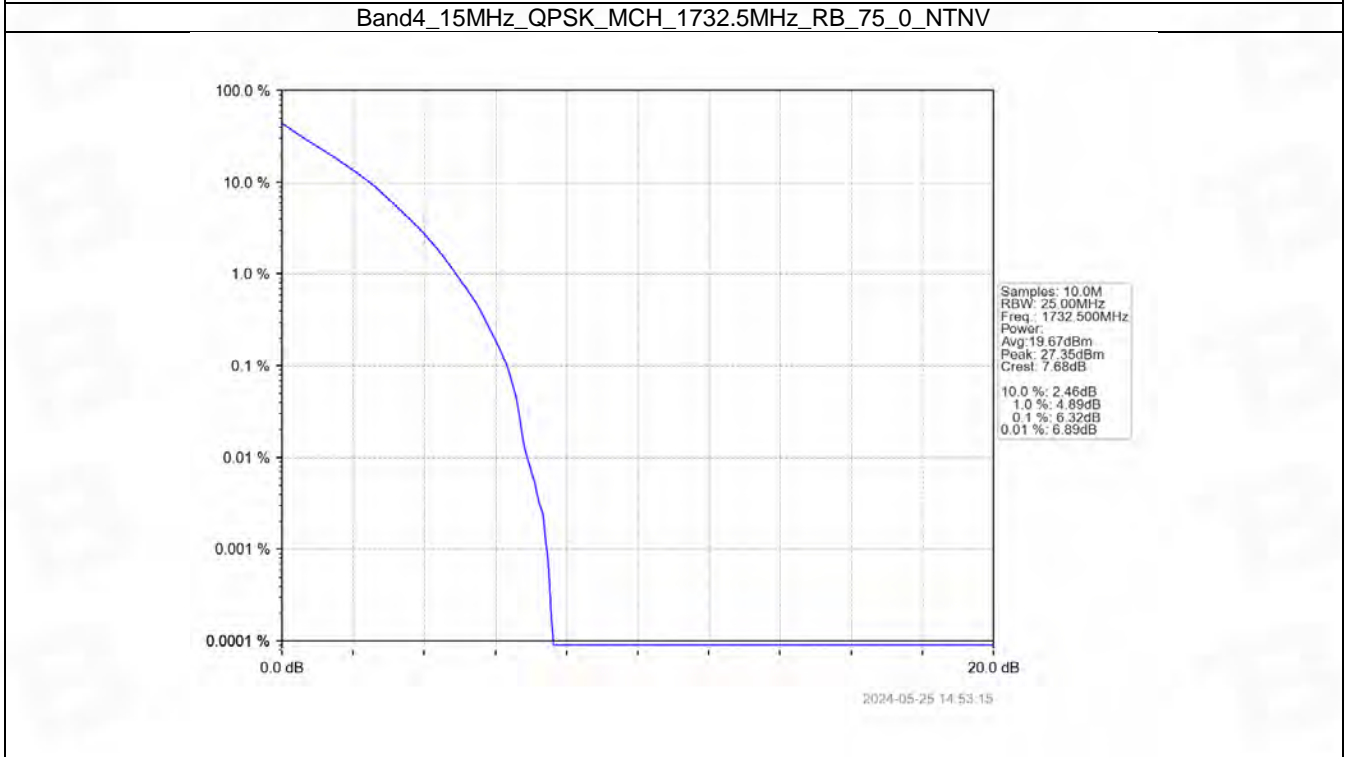
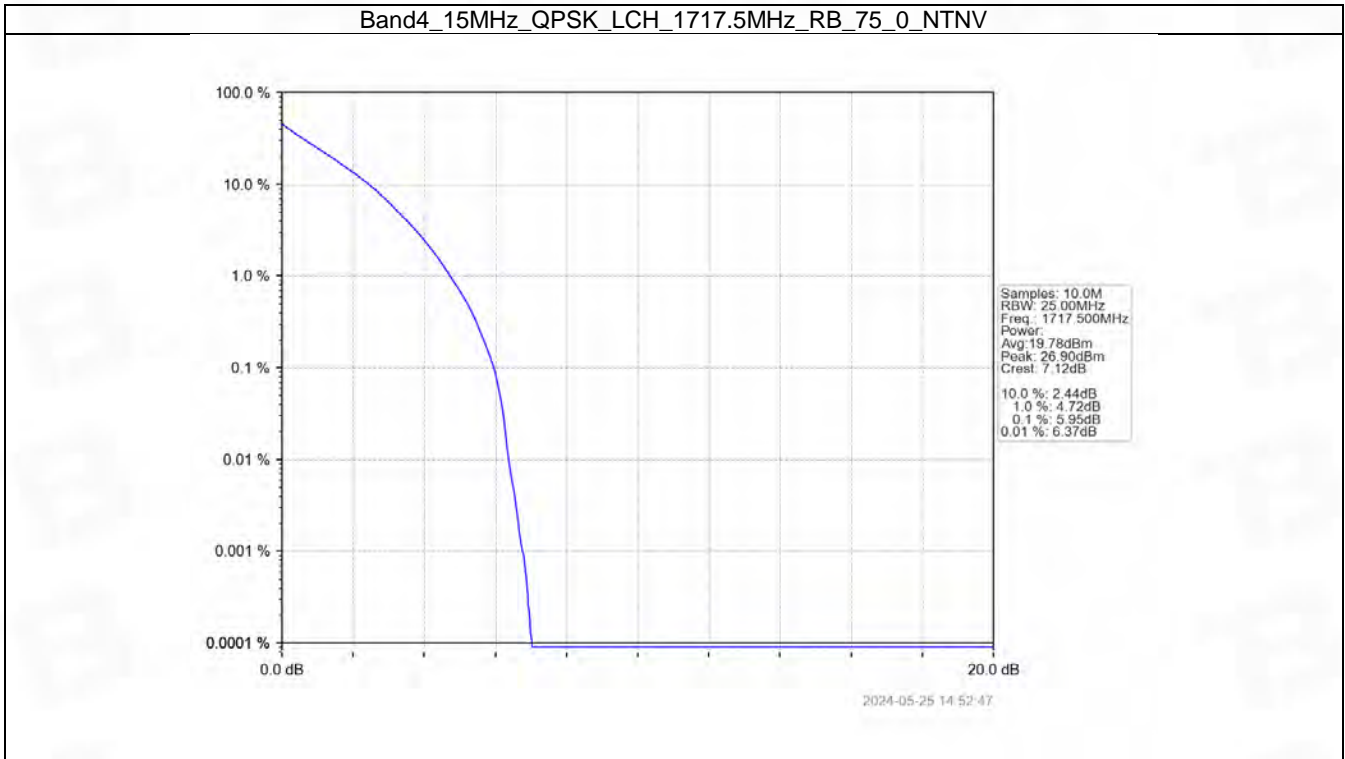


5.5 B4_15MHz

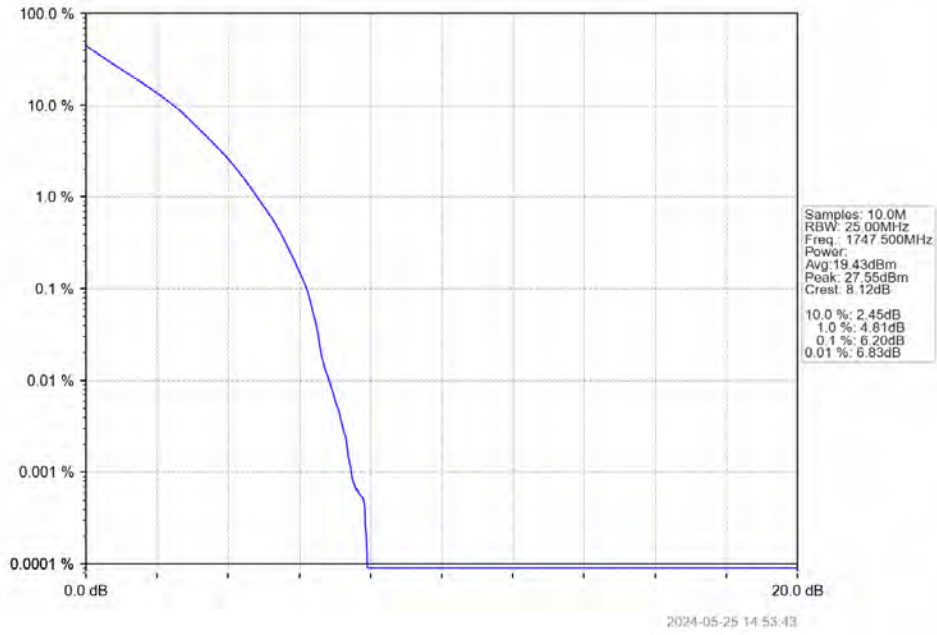
5.5.1 Test Result

Band: 4 / Bandwidth: 15MHz / NTV						
Modulation	Frequency (MHz)	RB Allocation		Peak-Average Ratio (dB)		Verdict
		Size	Offset	Result	Limit	
QPSK	1717.5	75	0	5.95	<=13	Pass
	1732.5	75	0	6.32	<=13	Pass
	1747.5	75	0	6.20	<=13	Pass
16QAM	1717.5	75	0	6.35	<=13	Pass
	1732.5	75	0	6.70	<=13	Pass
	1747.5	75	0	6.52	<=13	Pass

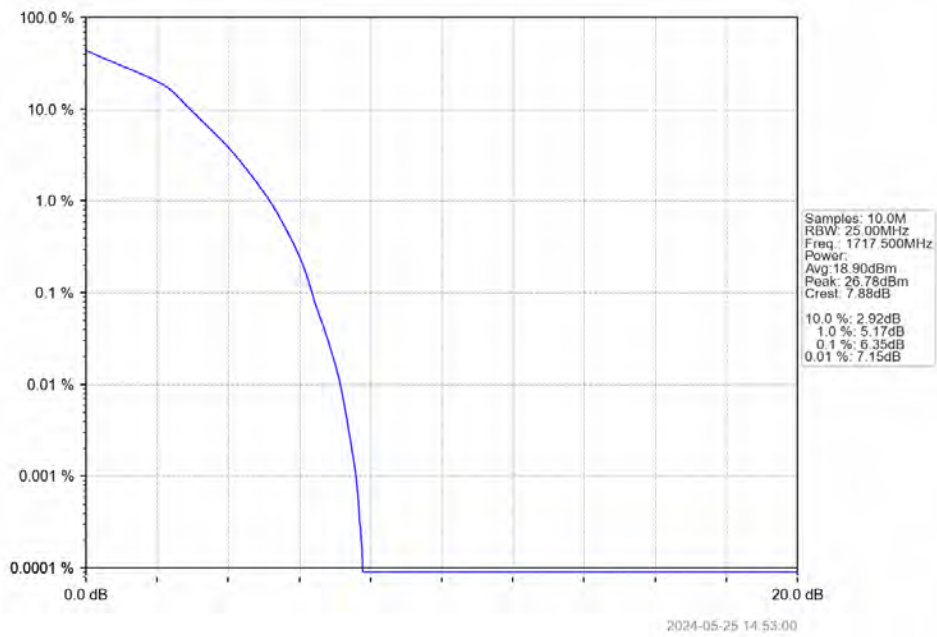
5.5.2 Test Graph



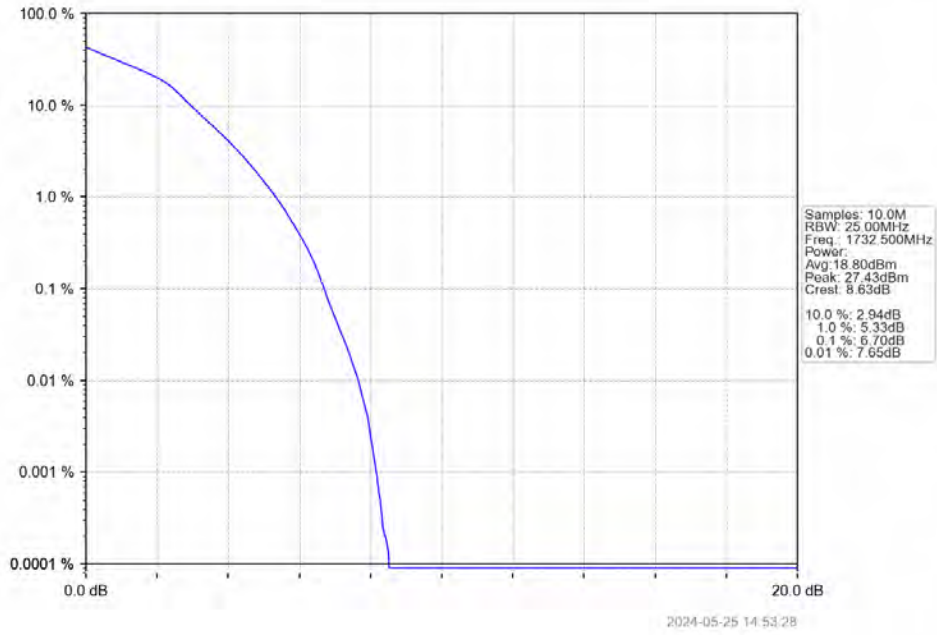
Band4_15MHz_QPSK_HCH_1747.5MHz_RB_75_0_NTNV



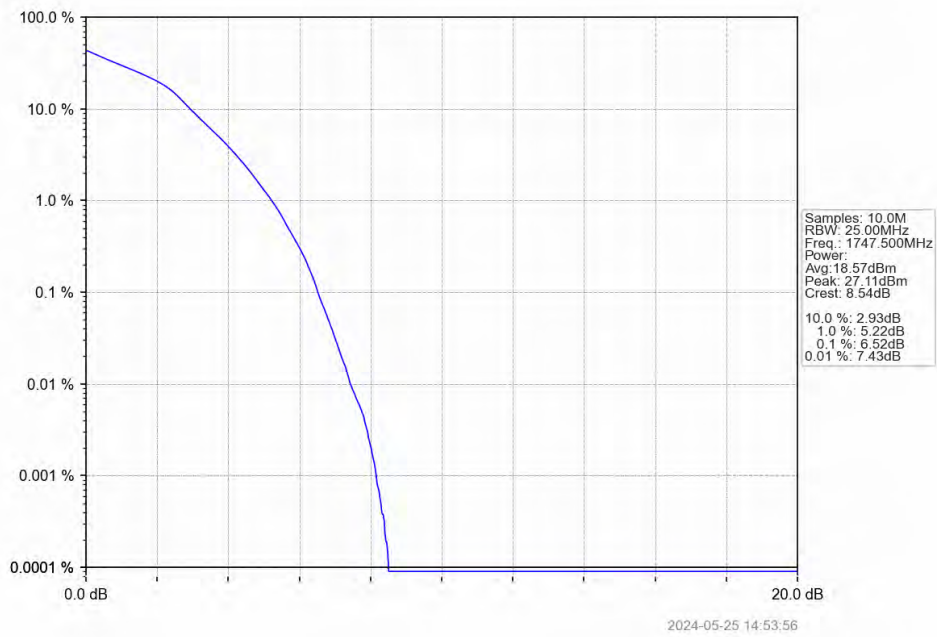
Band4_15MHz_16QAM_LCH_1717.5MHz_RB_75_0_NTNV



Band4_15MHz_16QAM_MCH_1732.5MHz_RB_75_0_NTNV



Band4_15MHz_16QAM_HCH_1747.5MHz_RB_75_0_NTNV

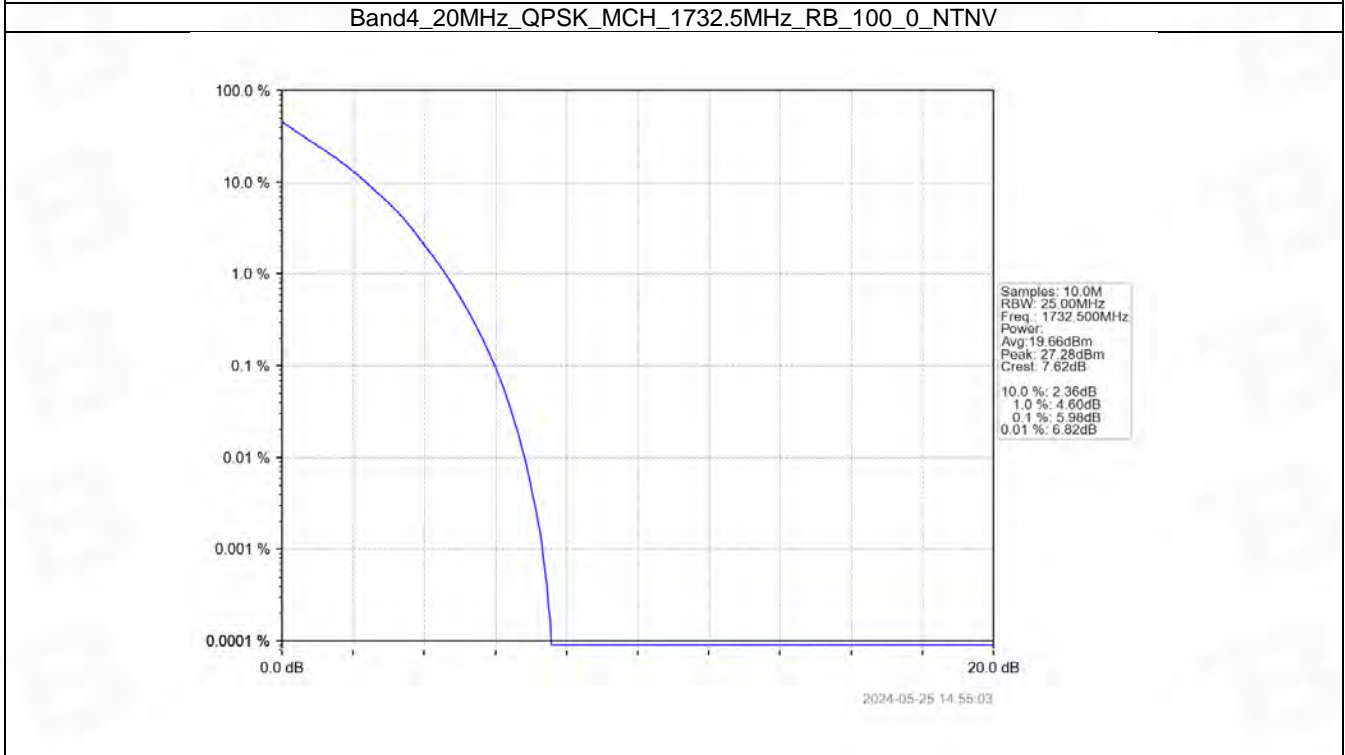
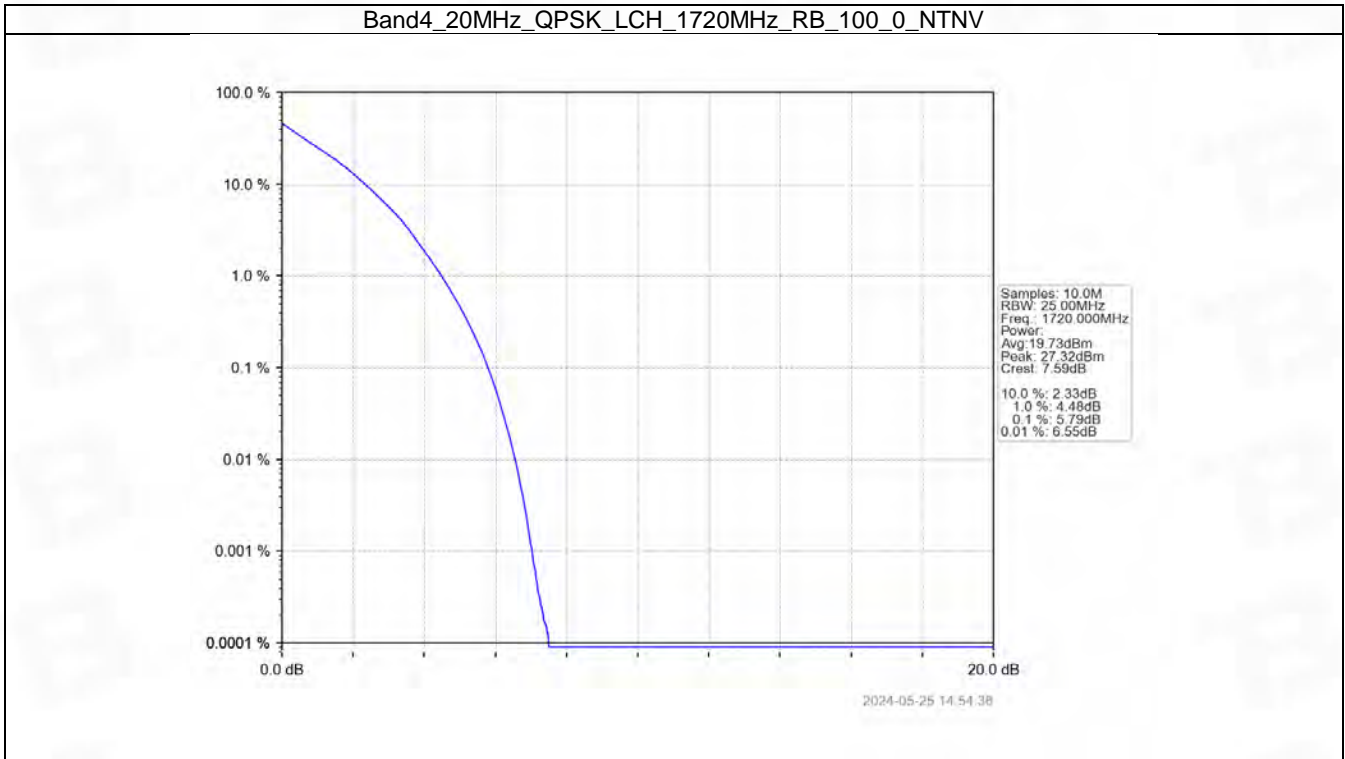


5.6 B4_20MHz

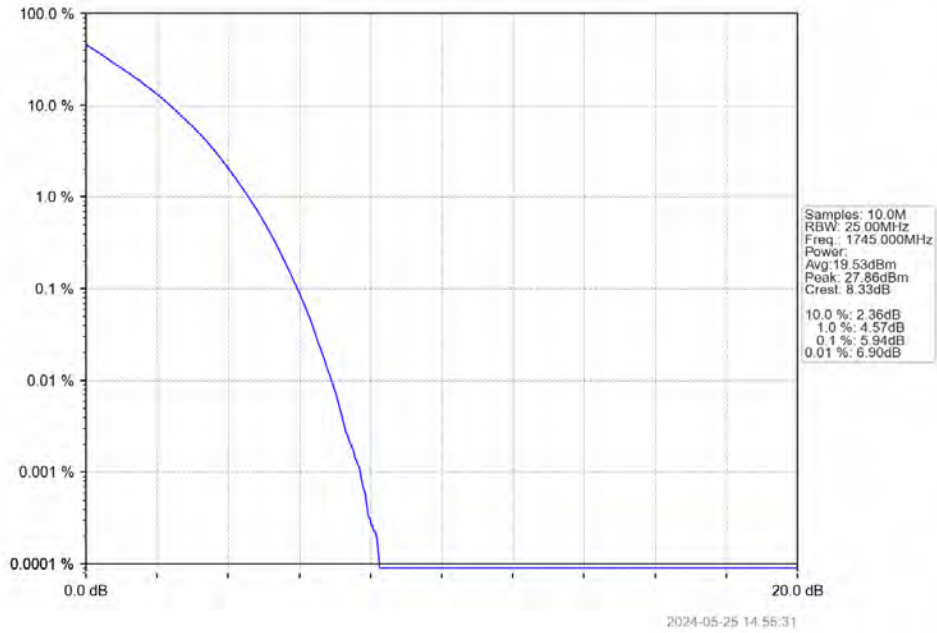
5.6.1 Test Result

Band: 4 / Bandwidth: 20MHz / NTV						
Modulation	Frequency (MHz)	RB Allocation		Peak-Average Ratio (dB)		Verdict
		Size	Offset	Result	Limit	
QPSK	1720	100	0	5.79	<=13	Pass
	1732.5	100	0	5.98	<=13	Pass
	1745	100	0	5.94	<=13	Pass
16QAM	1720	100	0	6.39	<=13	Pass
	1732.5	100	0	6.65	<=13	Pass
	1745	100	0	6.56	<=13	Pass

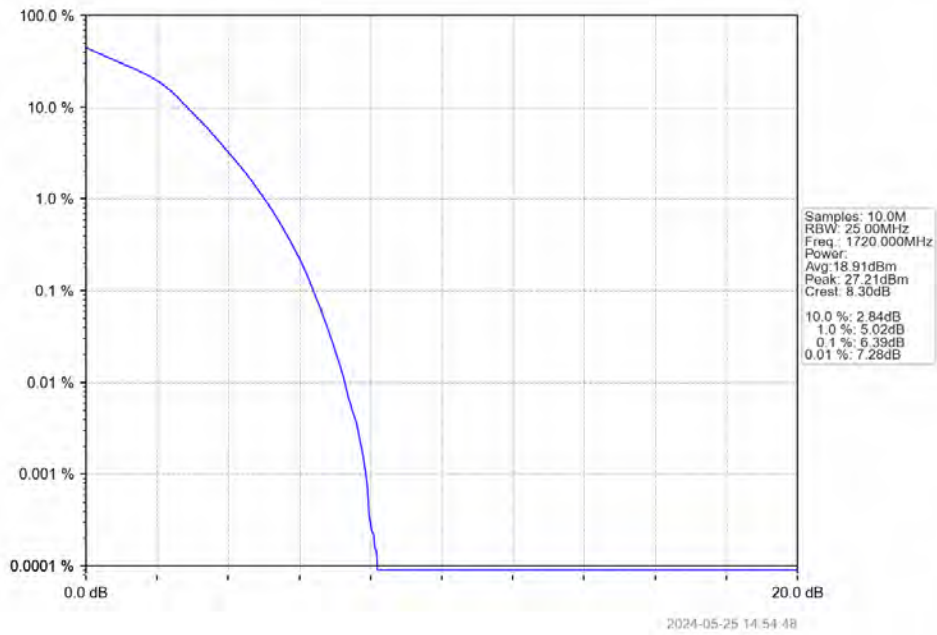
5.6.2 Test Graph



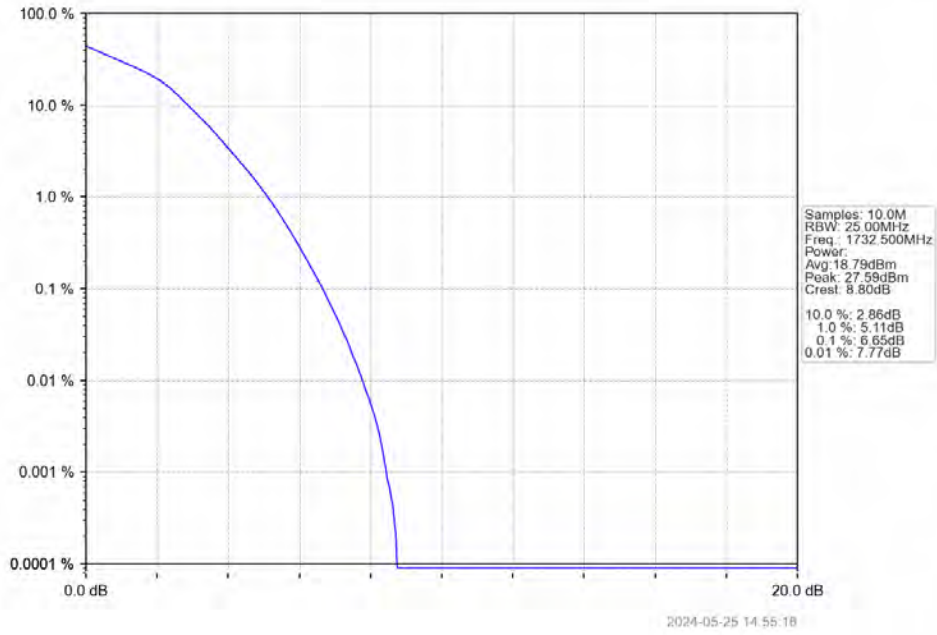
Band4_20MHz_QPSK_HCH_1745MHz_RB_100_0_NTNV



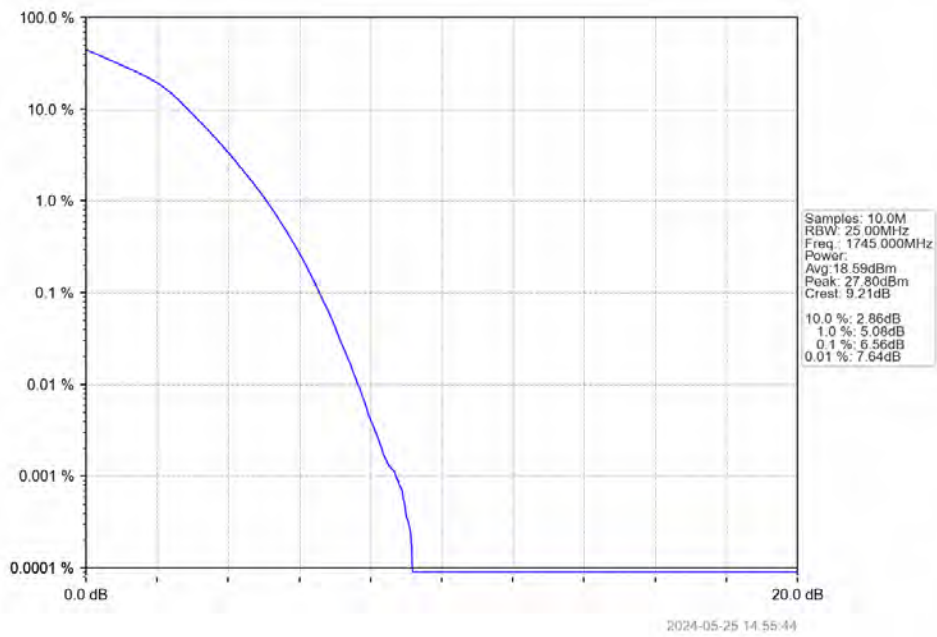
Band4_20MHz_16QAM_LCH_1720MHz_RB_100_0_NTNV



Band4_20MHz_16QAM_MCH_1732.5MHz_RB_100_0_NTNV



Band4_20MHz_16QAM_HCH_1745MHz_RB_100_0_NTNV



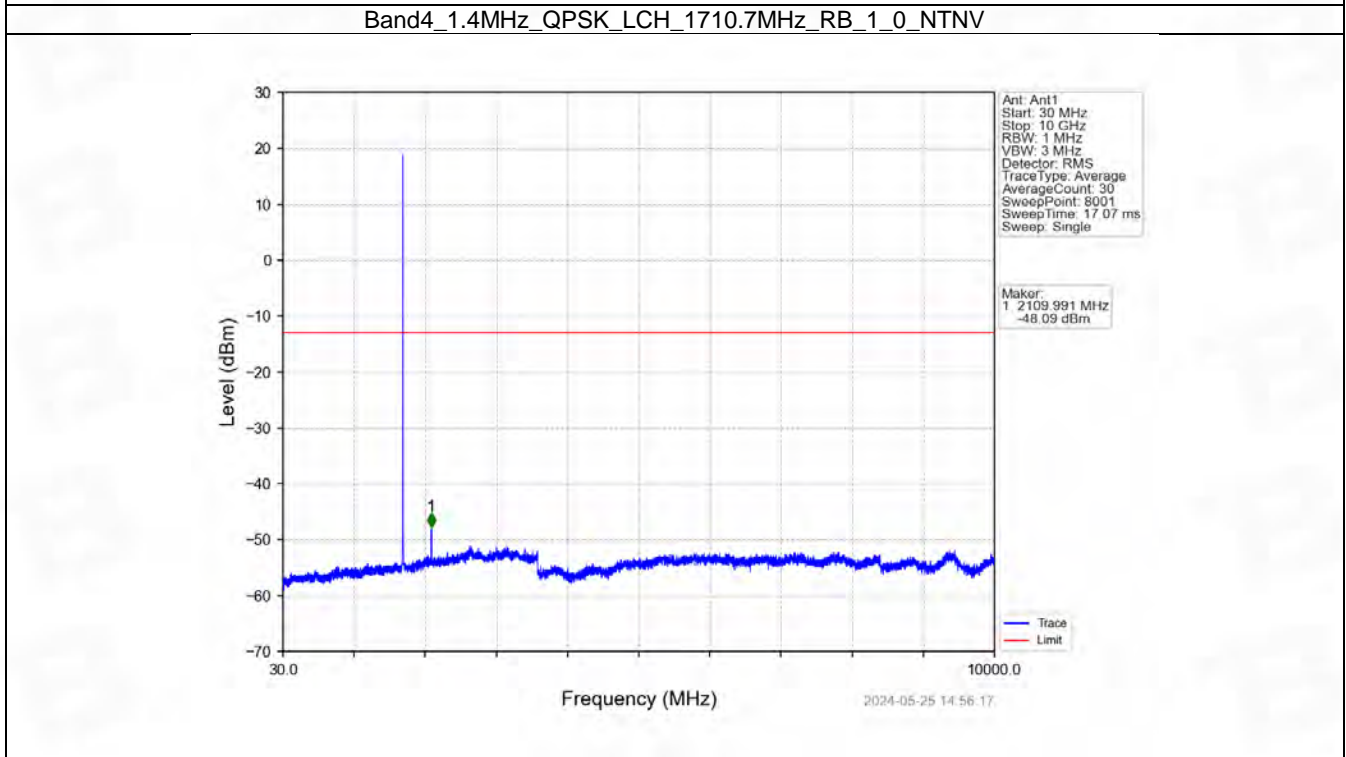
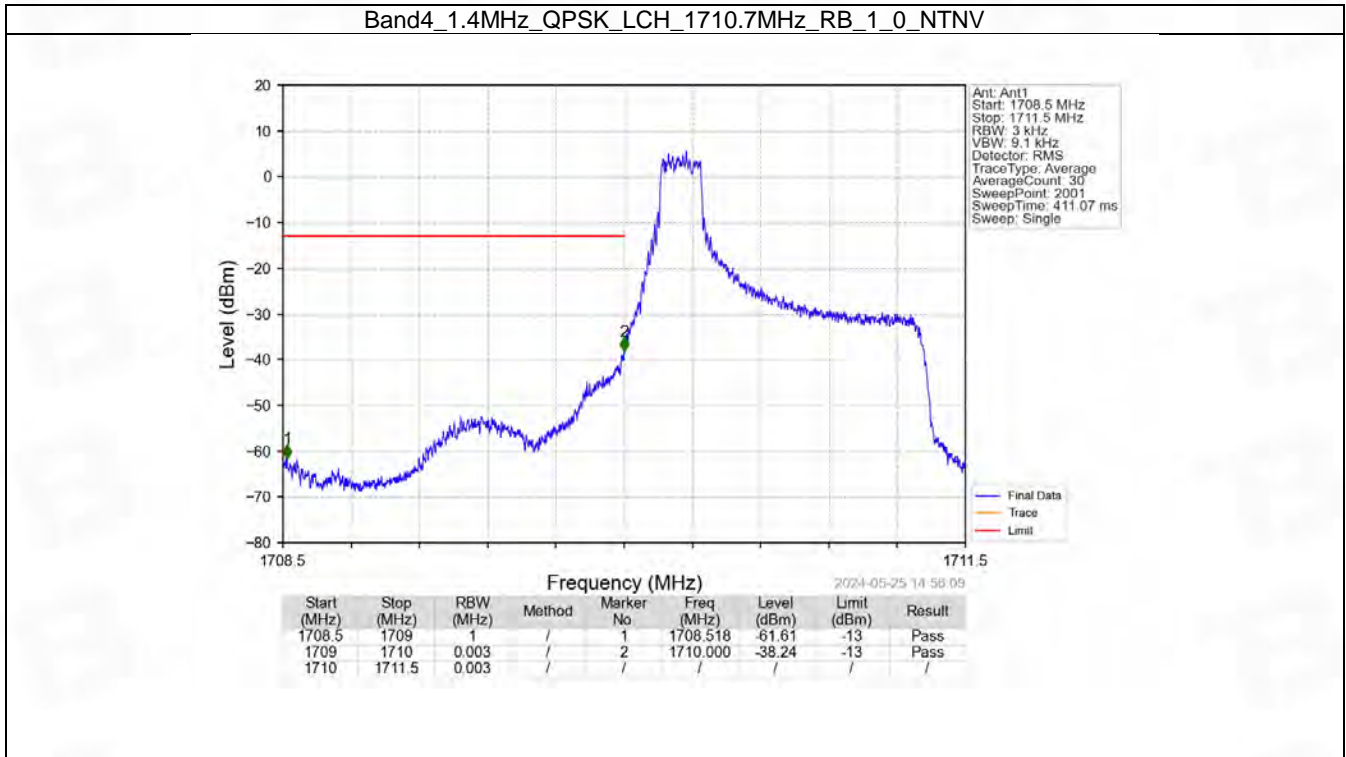
6. Spurious Emission

6.1 B4_1.4MHz

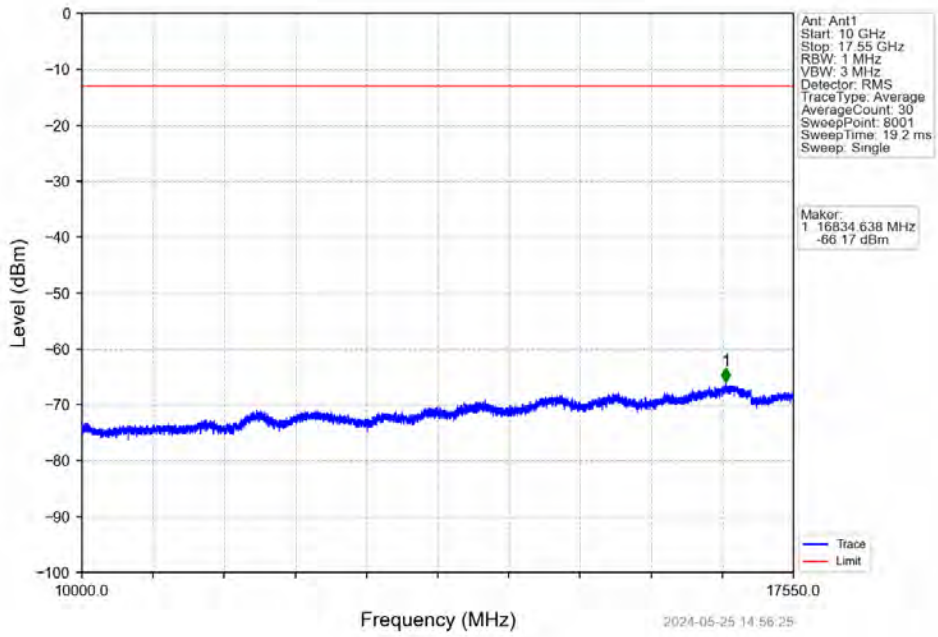
6.1.1 Test Result

Band: 4 / Bandwidth: 1.4MHz / NTN						
Modulation	Frequency (MHz)	RB Allocation		Spurious Emission		Verdict
		Size	Offset	Result	Limit	
QPSK	1710.7	1	0	Refer To Test Graph		Pass
		6	0	Refer To Test Graph		Pass
	1754.3	1	0	Refer To Test Graph		Pass
			5	Refer To Test Graph		Pass
		6	0	Refer To Test Graph		Pass
16QAM	1710.7	1	0	Refer To Test Graph		Pass
		6	0	Refer To Test Graph		Pass
	1754.3	1	0	Refer To Test Graph		Pass
			5	Refer To Test Graph		Pass
		6	0	Refer To Test Graph		Pass

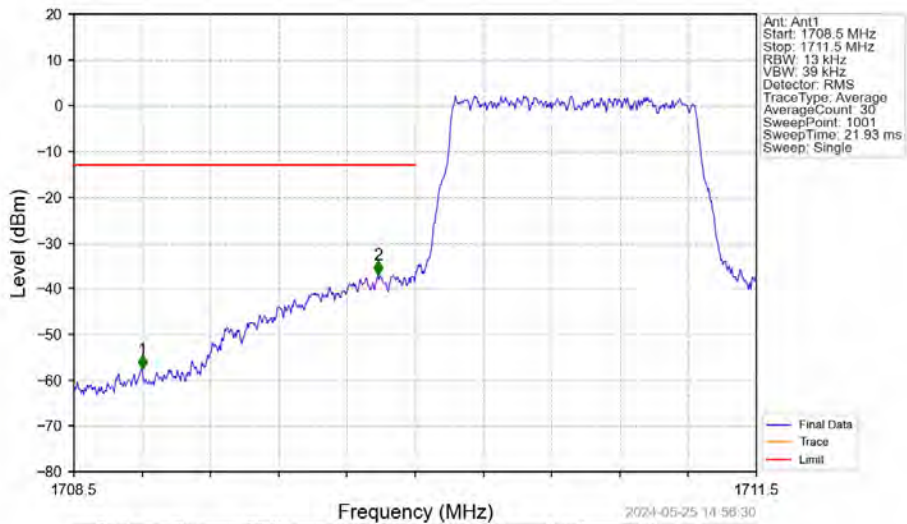
6.1.2 Test Graph



Band4_1.4MHz_QPSK_LCH_1710.7MHz_RB_1_0_NTNV

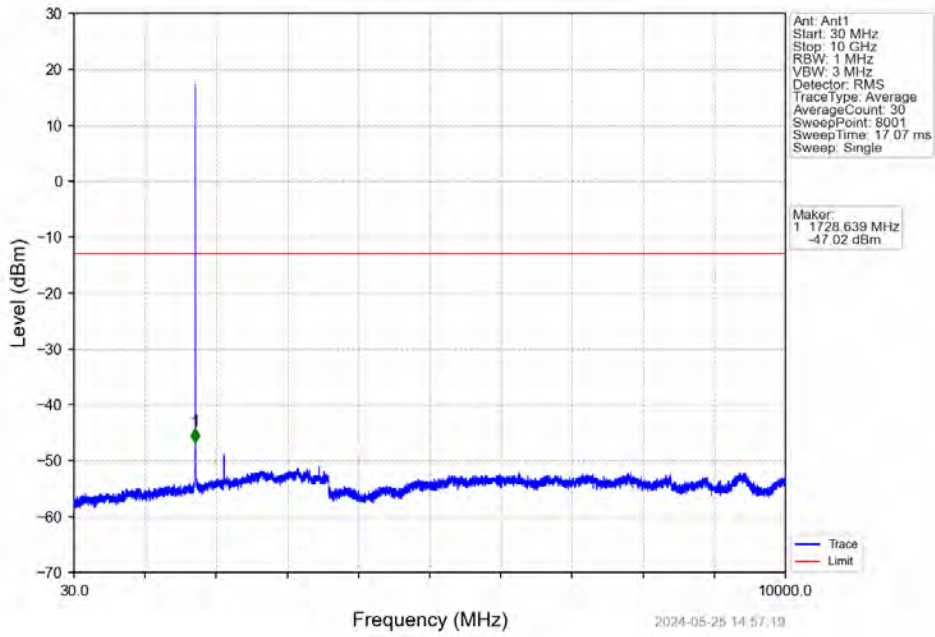


Band4_1.4MHz_QPSK_LCH_1710.7MHz_RB_6_0_NTNV

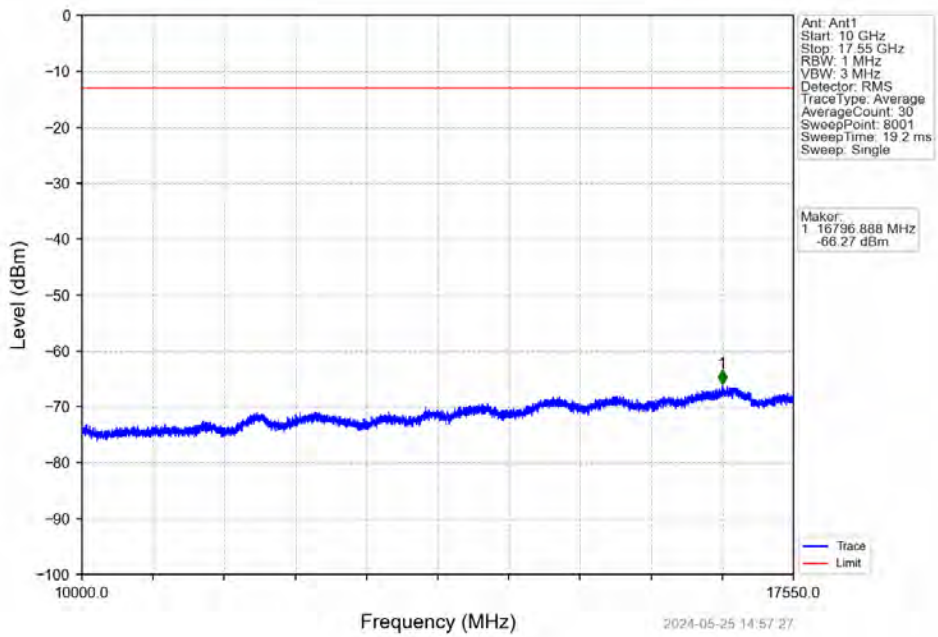


Start (MHz)	Stop (MHz)	RBW (MHz)	Method	Marker No	Freq (MHz)	Level (dBm)	Limit (dBm)	Result
1708.5	1709	1	/	1	1708.800	-57.57	-13	Pass
1709	1710	0.013	/	2	1709.838	-36.95	-13	Pass
1710	1711.5	0.013	/	/	/	/	/	/

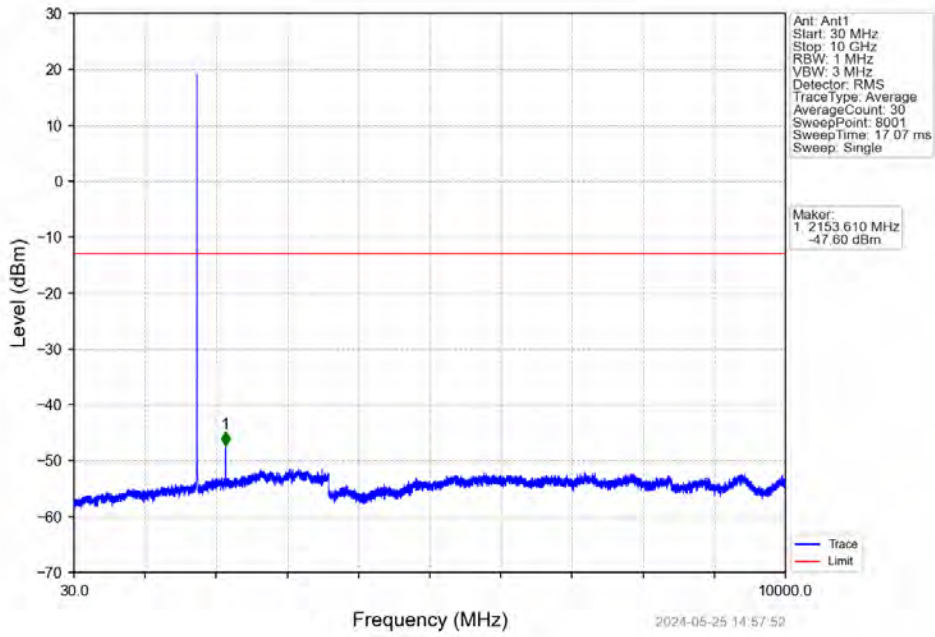
Band4_1.4MHz_QPSK_MCH_1732.5MHz_RB_1_0_NTNV



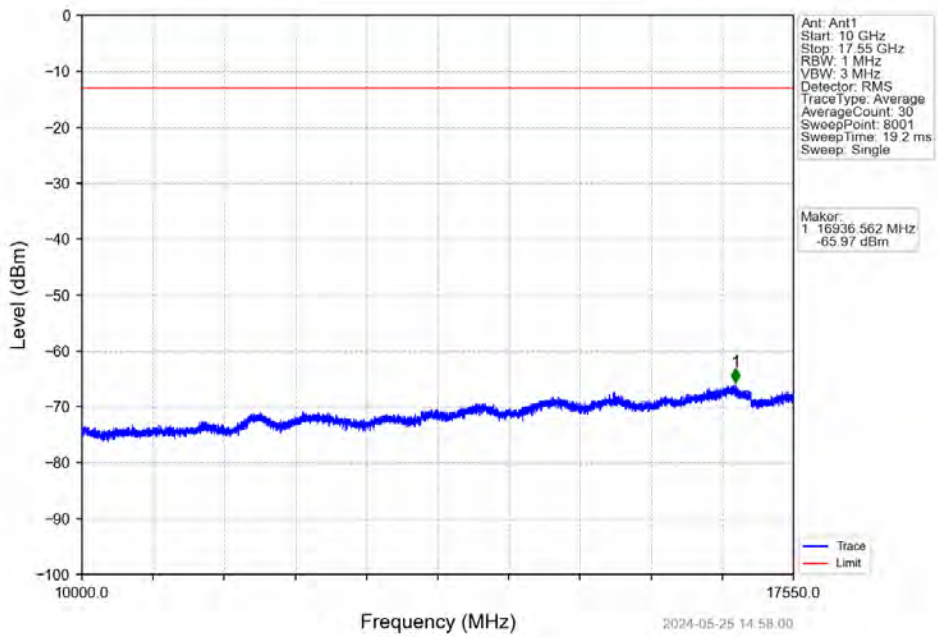
Band4_1.4MHz_QPSK_MCH_1732.5MHz_RB_1_0_NTNV



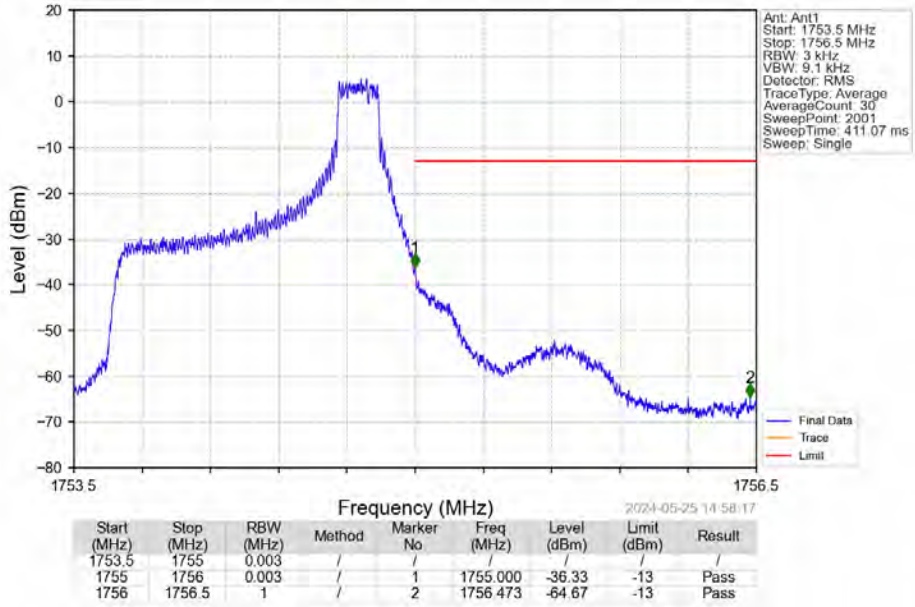
Band4_1.4MHz_QPSK_HCH_1754.3MHz_RB_1_0_NTV



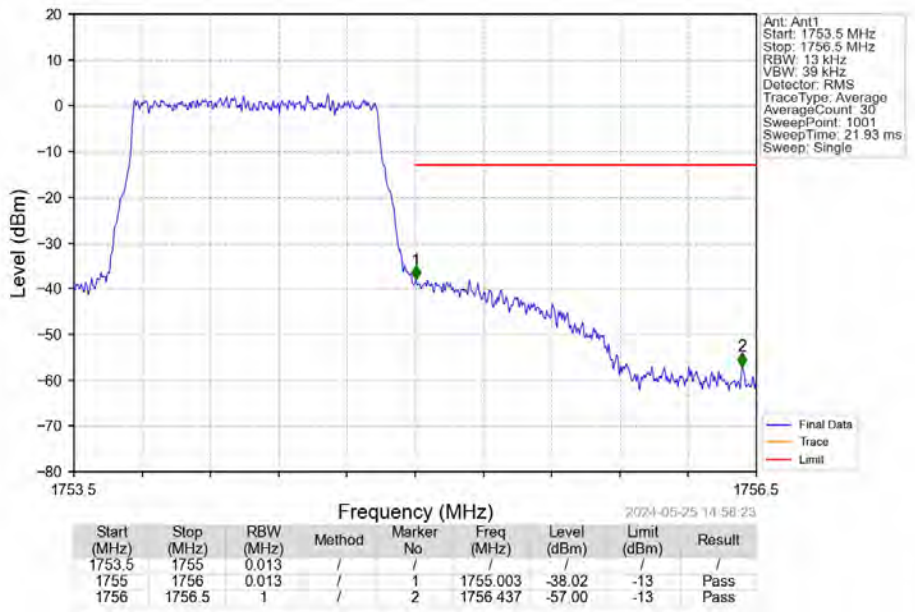
Band4_1.4MHz_QPSK_HCH_1754.3MHz_RB_1_0_NTV



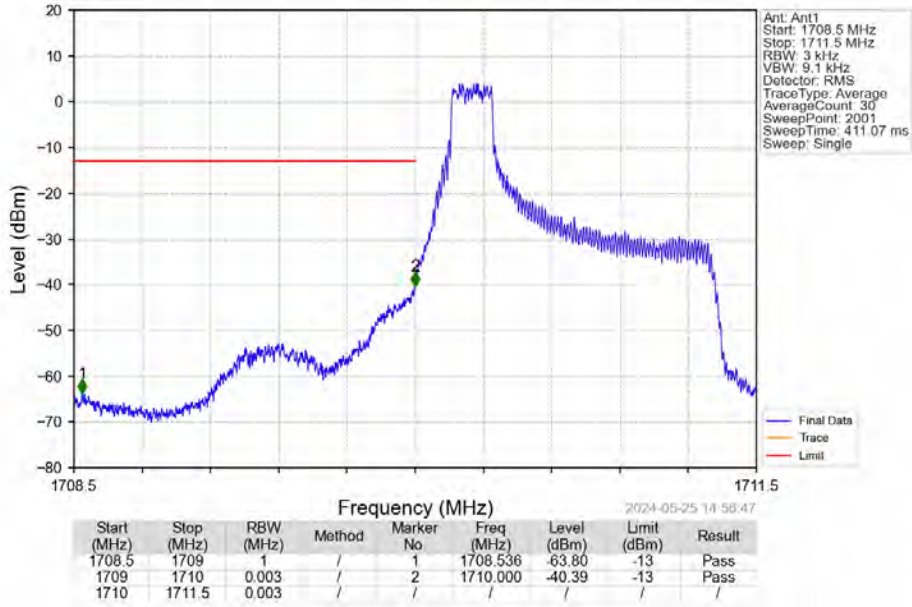
Band4_1.4MHz_QPSK_HCH_1754.3MHz_RB_1_5_NTV



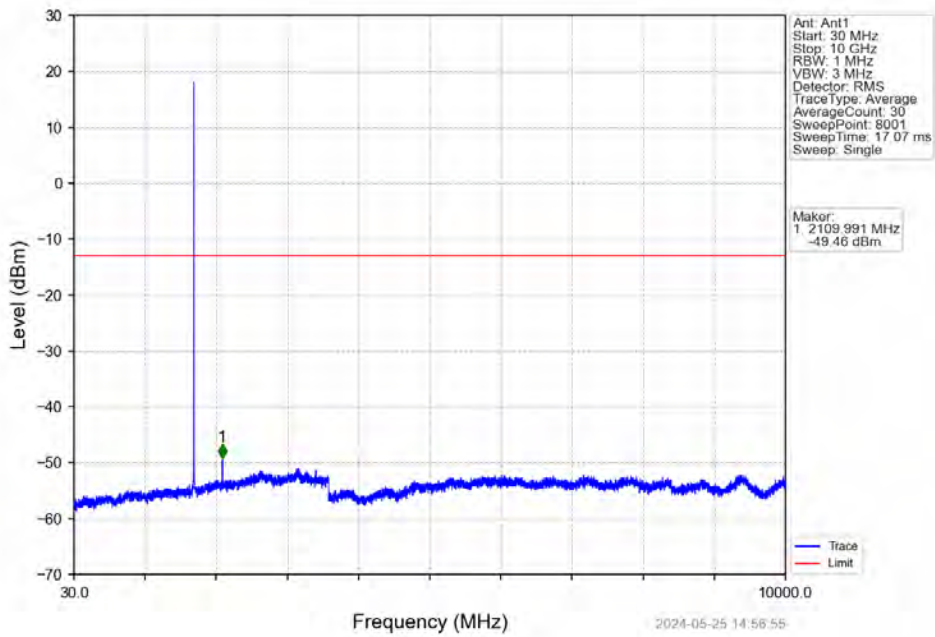
Band4_1.4MHz_QPSK_HCH_1754.3MHz_RB_6_0_NTV



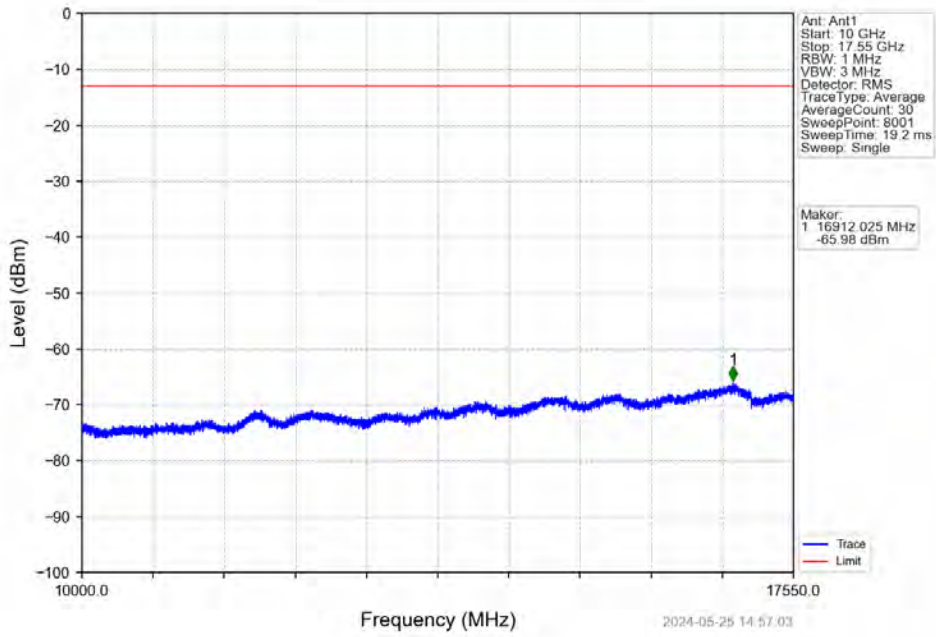
Band4_1.4MHz_16QAM_LCH_1710.7MHz_RB_1_0_NTNV



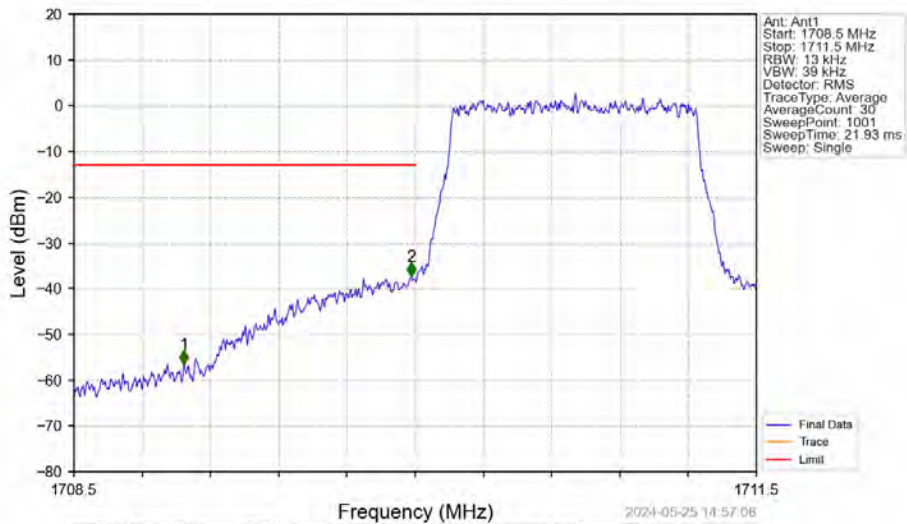
Band4_1.4MHz_16QAM_LCH_1710.7MHz_RB_1_0_NTNV



Band4_1.4MHz_16QAM_LCH_1710.7MHz_RB_1_0_NTNV

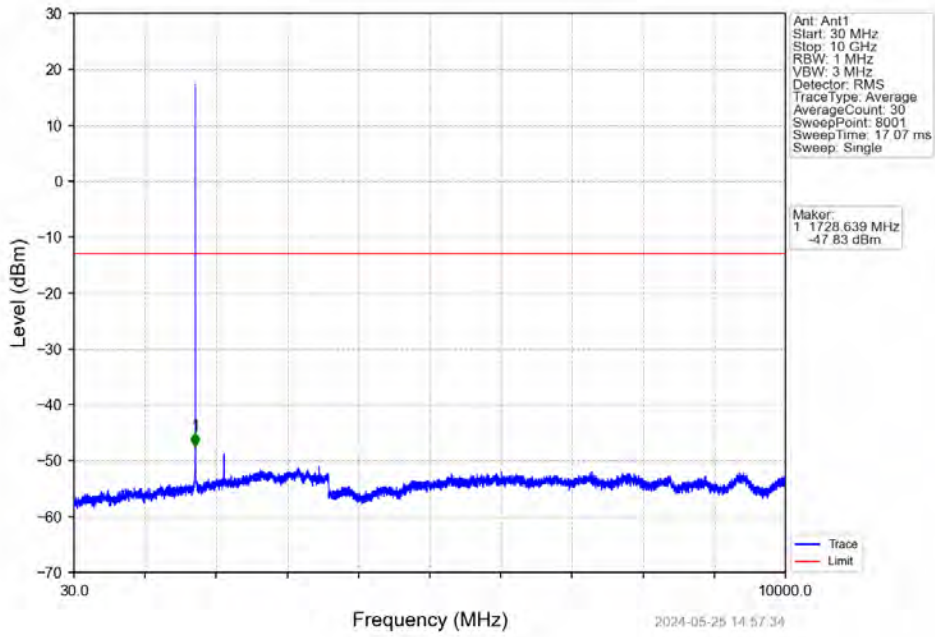


Band4_1.4MHz_16QAM_LCH_1710.7MHz_RB_6_0_NTNV

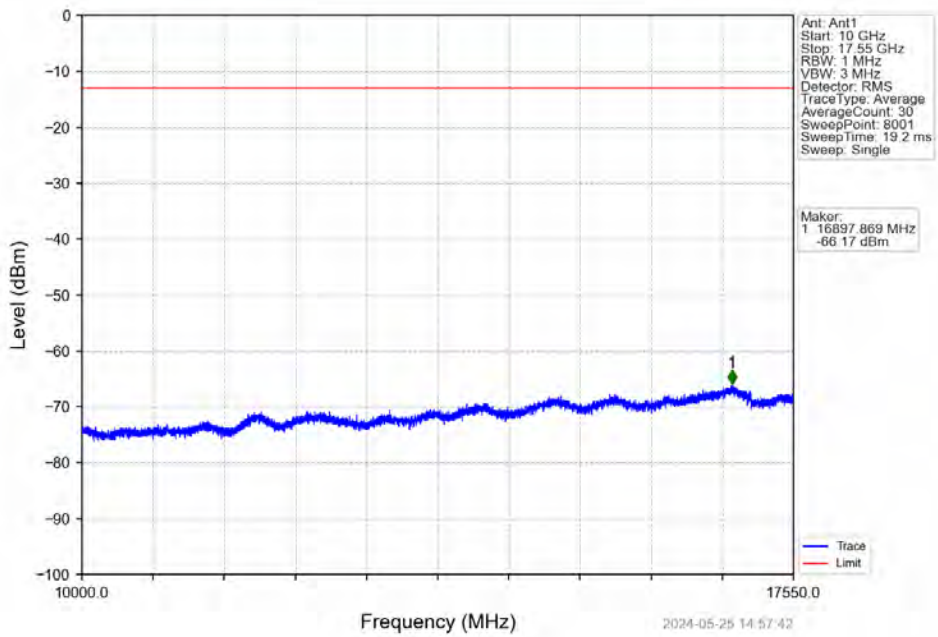


Start (MHz)	Stop (MHz)	RBW (MHz)	Method	Marker No	Freq (MHz)	Level (dBm)	Limit (dBm)	Result
1708.5	1709	1	/	1	1708.983	-56.49	-13	Pass
1709	1710	0.013	/	2	1709.982	-37.35	-13	Pass
1710	1711.5	0.013	/	/	/	/	/	/

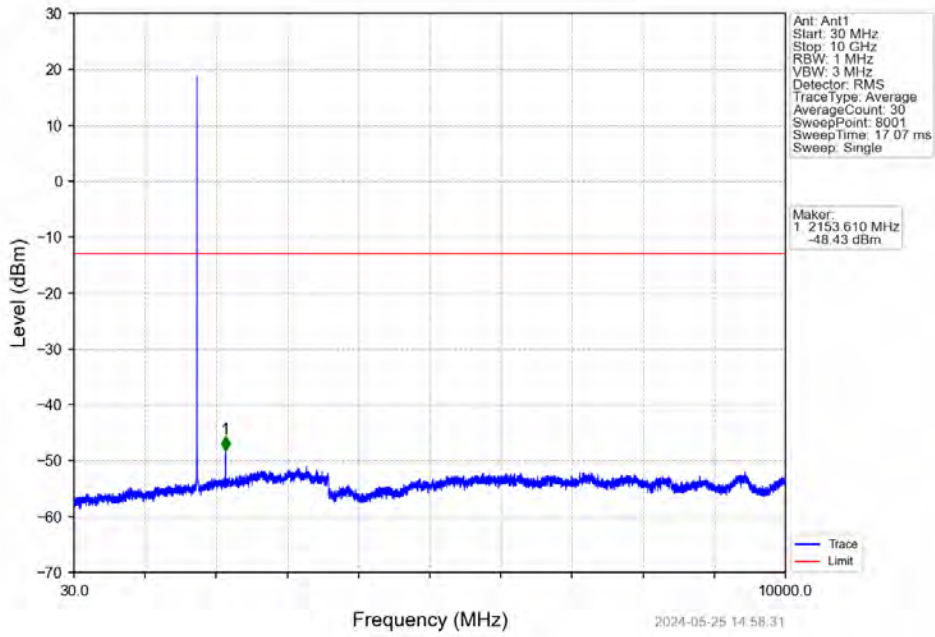
Band4_1.4MHz_16QAM_MCH_1732.5MHz_RB_1_0_NTNV



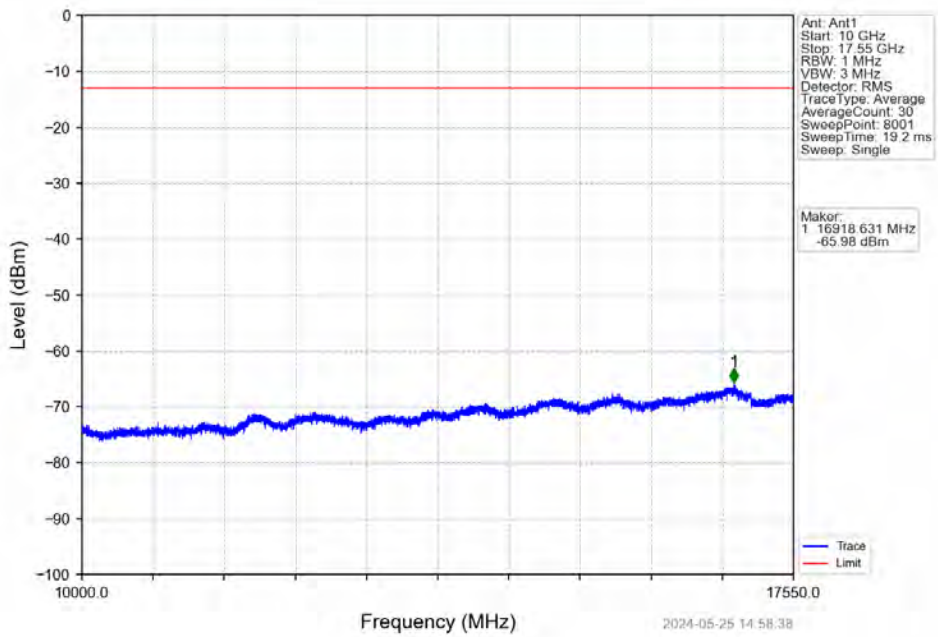
Band4_1.4MHz_16QAM_MCH_1732.5MHz_RB_1_0_NTNV



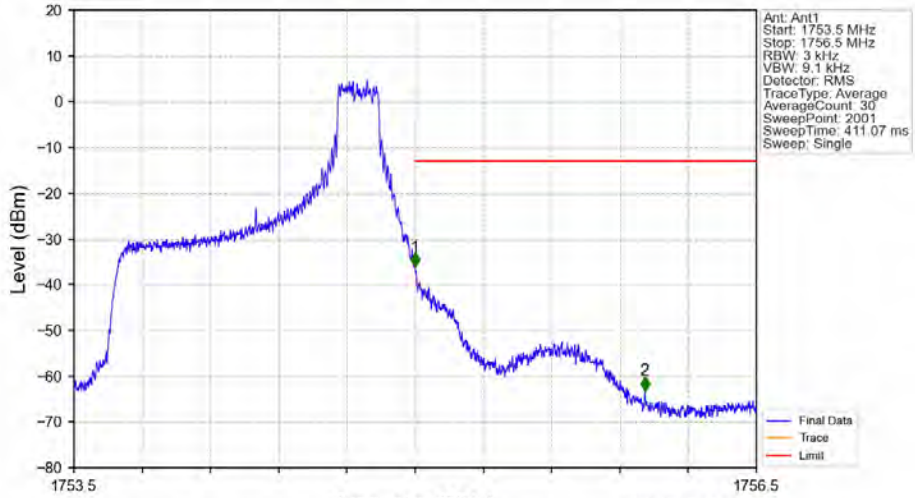
Band4_1.4MHz_16QAM_HCH_1754.3MHz_RB_1_0_NTNV



Band4_1.4MHz_16QAM_HCH_1754.3MHz_RB_1_0_NTNV

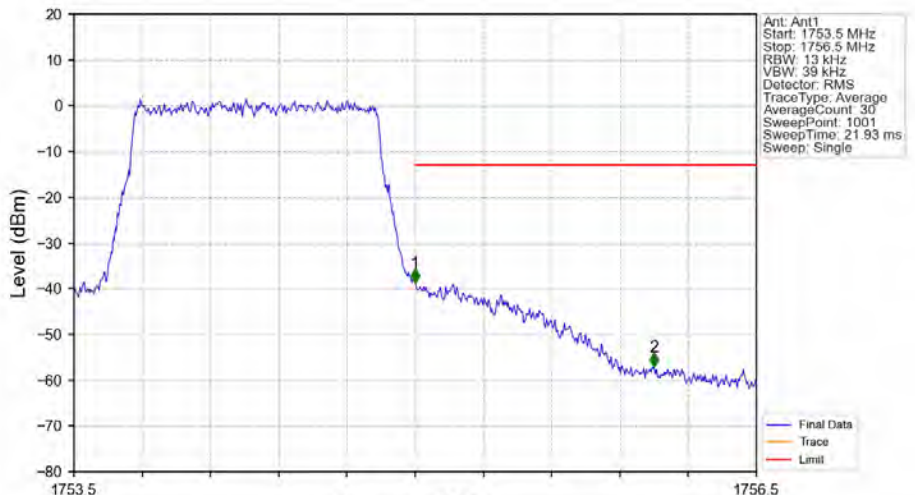


Band4_1.4MHz_16QAM_HCH_1754.3MHz_RB_1_5_NTNV



Start (MHz)	Stop (MHz)	RBW (MHz)	Method	Marker No	Freq (MHz)	Level (dBm)	Limit (dBm)	Result
1753.5	1755	0.003	/	1	1755.000	-36.15	-13	Pass
1755	1756	0.003	/	2	1756.009	-63.18	-13	Pass

Band4_1.4MHz_16QAM_HCH_1754.3MHz_RB_6_0_NTNV



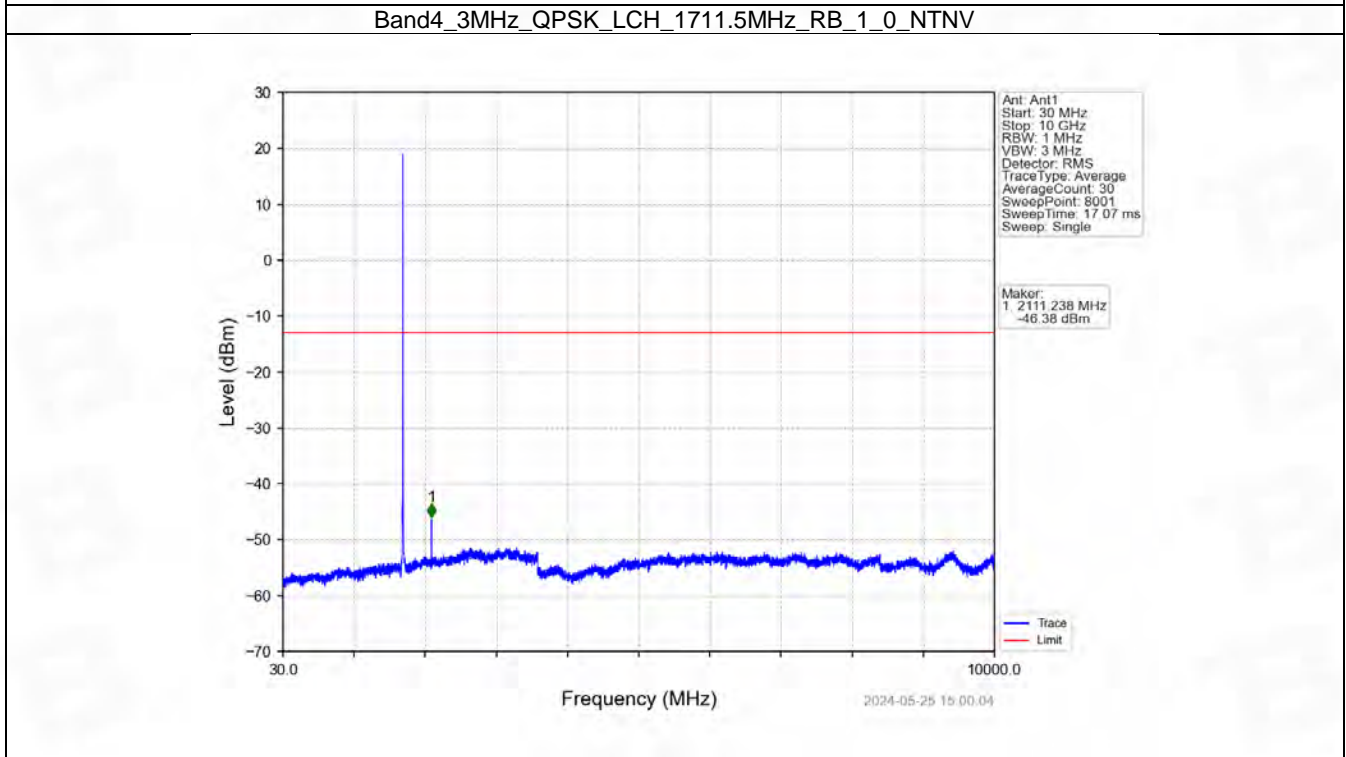
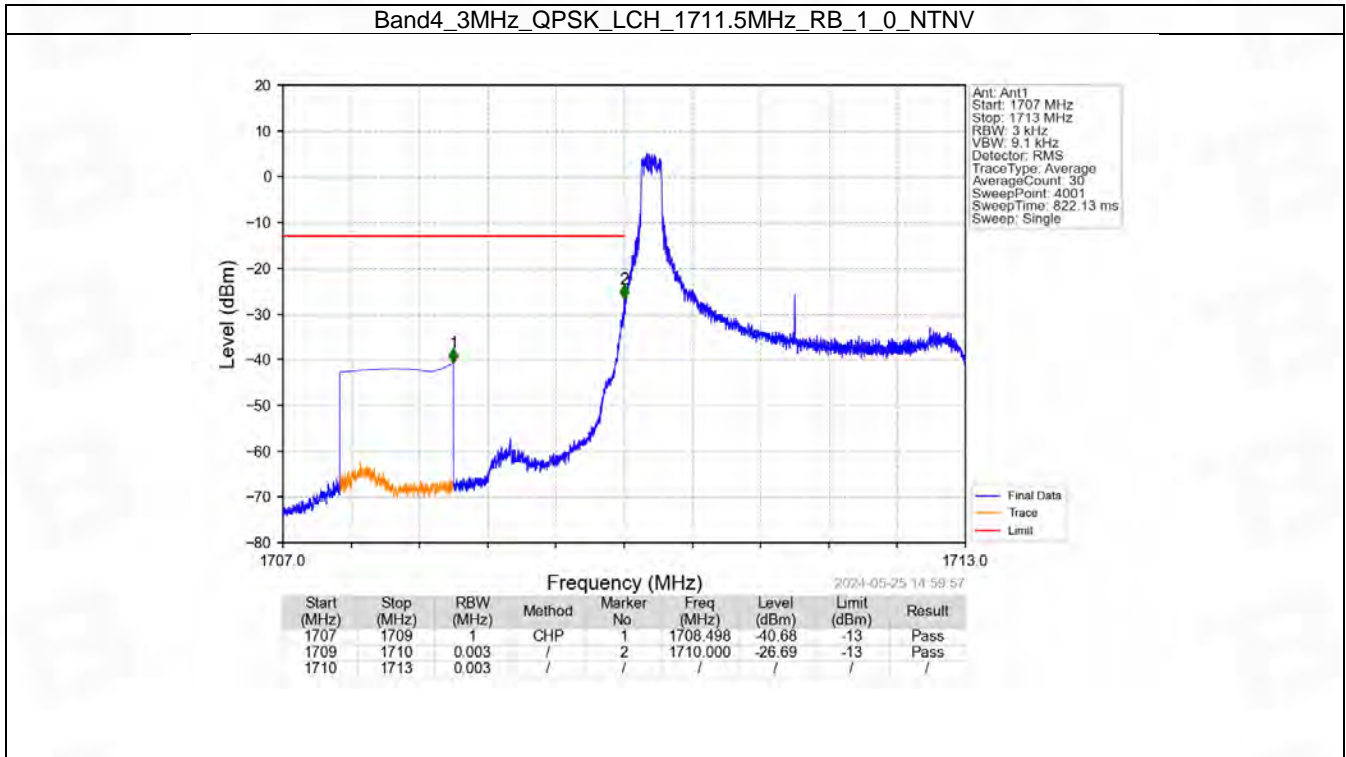
Start (MHz)	Stop (MHz)	RBW (MHz)	Method	Marker No	Freq (MHz)	Level (dBm)	Limit (dBm)	Result
1753.5	1755	0.013	/	1	1755.000	-38.80	-13	Pass
1755	1756	0.013	/	2	1756.050	-57.05	-13	Pass

6.2 B4_3MHz

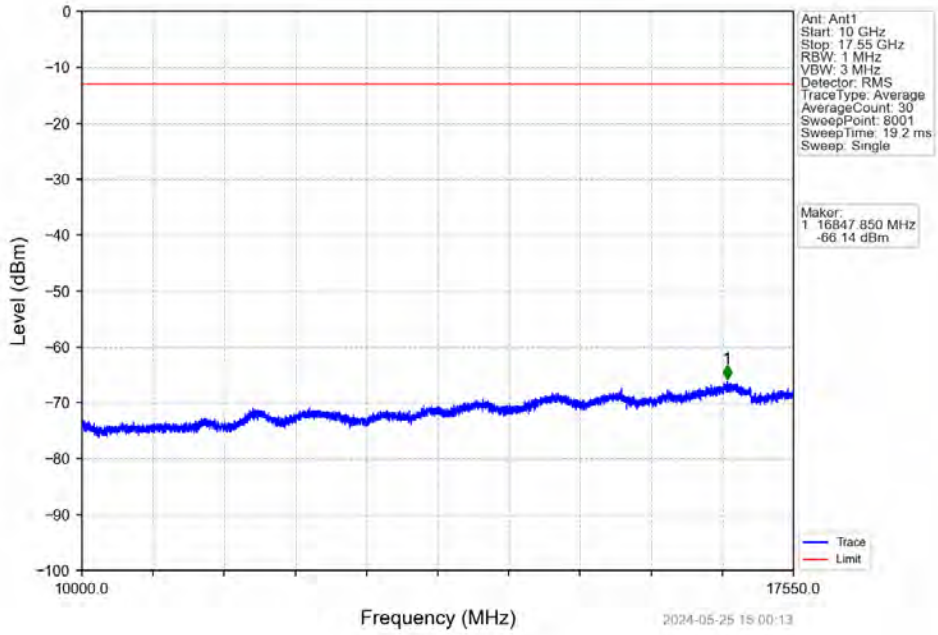
6.2.1 Test Result

Band: 4 / Bandwidth: 3MHz / NTNV							
Modulation	Frequency (MHz)	RB Allocation		Spurious Emission		Verdict	
		Size	Offset	Result	Limit		
QPSK	1711.5	1	0	Refer To Test Graph		Pass	
		15	0	Refer To Test Graph		Pass	
	1732.5	1	0	Refer To Test Graph		Pass	
		1753.5	1	0	Refer To Test Graph		Pass
				14	Refer To Test Graph		Pass
		15	0	Refer To Test Graph		Pass	
16QAM	1711.5	1	0	Refer To Test Graph		Pass	
		15	0	Refer To Test Graph		Pass	
	1732.5	1	0	Refer To Test Graph		Pass	
		1753.5	1	0	Refer To Test Graph		Pass
				14	Refer To Test Graph		Pass
		15	0	Refer To Test Graph		Pass	

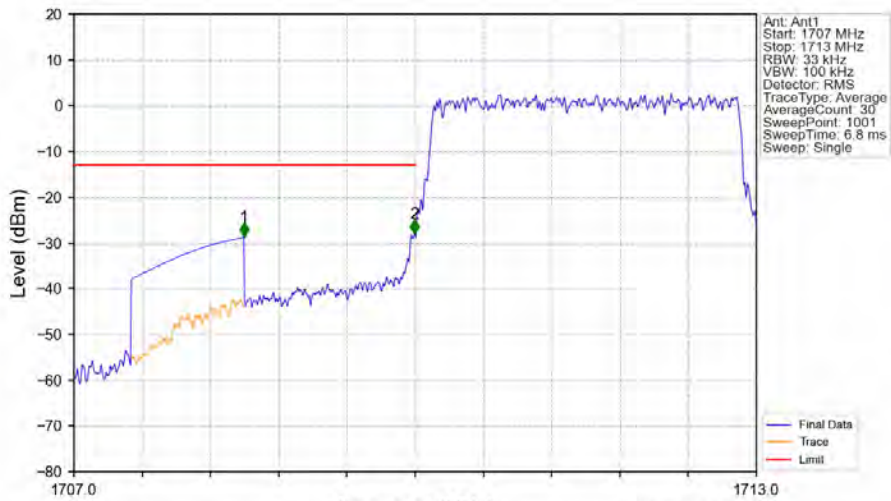
6.2.2 Test Graph



Band4_3MHz_QPSK_LCH_1711.5MHz_RB_1_0_NTNV

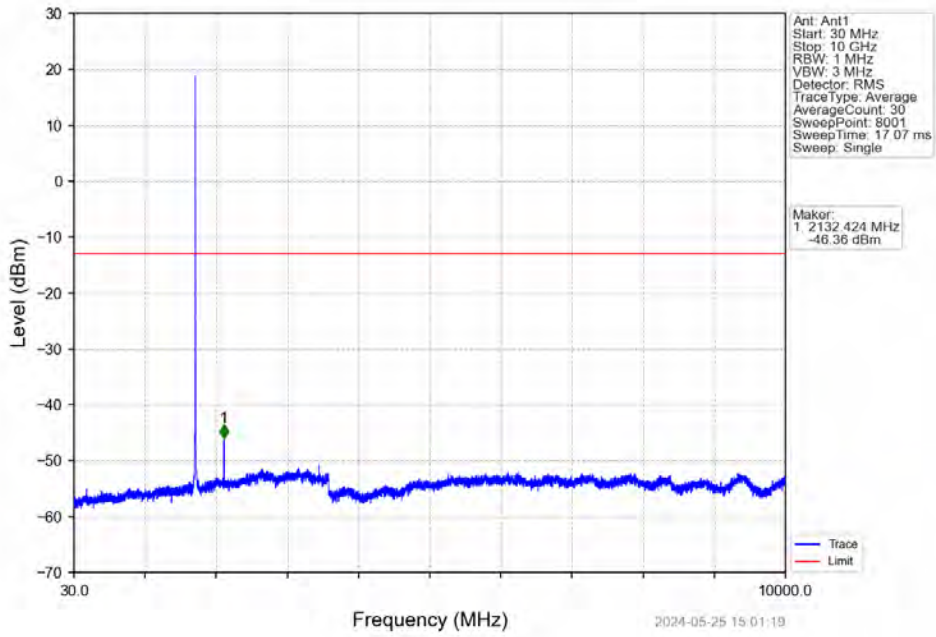


Band4_3MHz_QPSK_LCH_1711.5MHz_RB_15_0_NTNV

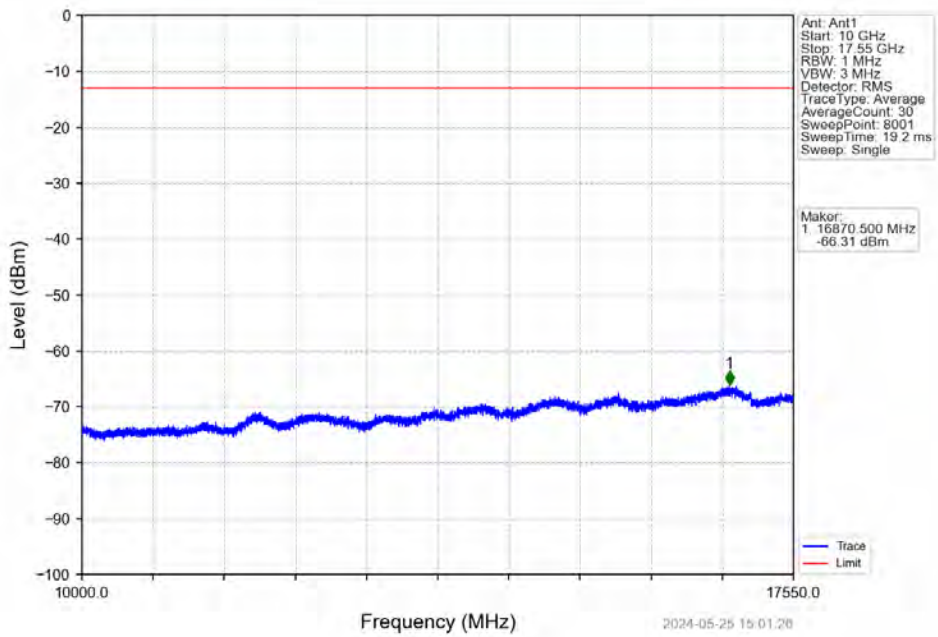


Start (MHz)	Stop (MHz)	RBW (MHz)	Method	Marker No	Freq (MHz)	Level (dBm)	Limit (dBm)	Result
1707	1709	1	CHP	1	1708.494	-28.73	-13	Pass
1709	1710	0.033	/	2	1709.994	-28.05	-13	Pass
1710	1713	0.033	/	/	/	/	/	/

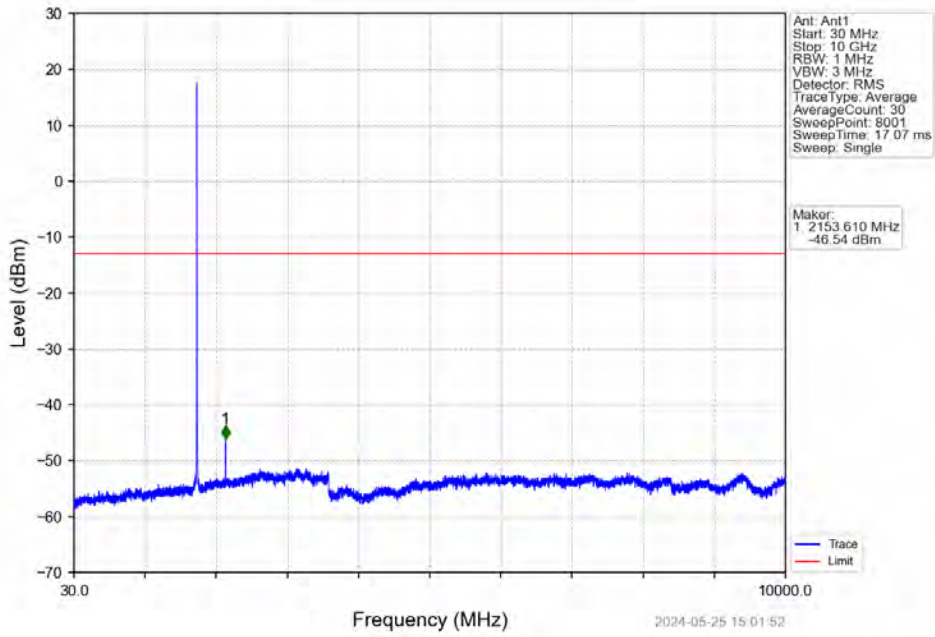
Band4_3MHz_QPSK_MCH_1732.5MHz_RB_1_0_NTNV



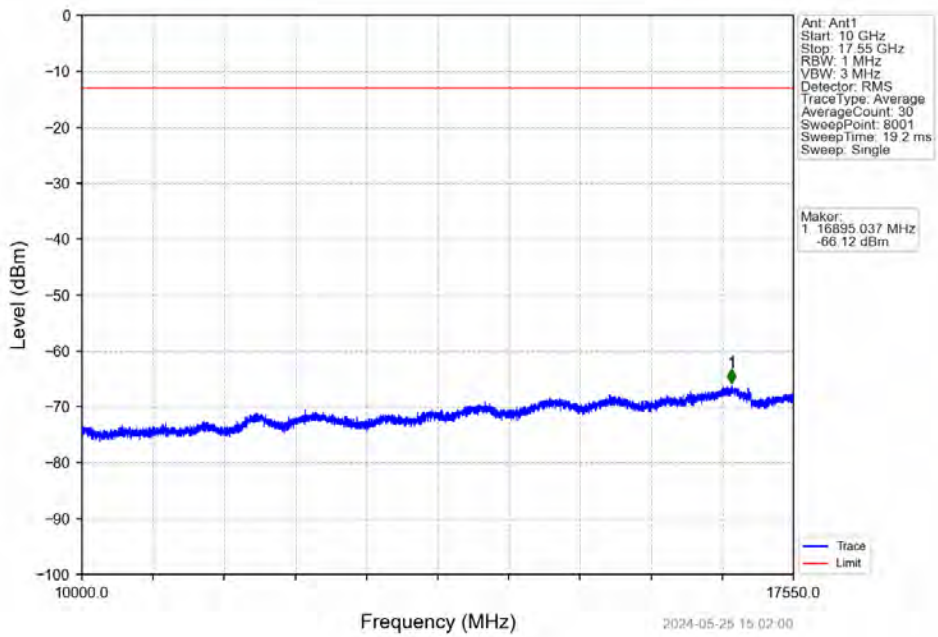
Band4_3MHz_QPSK_MCH_1732.5MHz_RB_1_0_NTNV



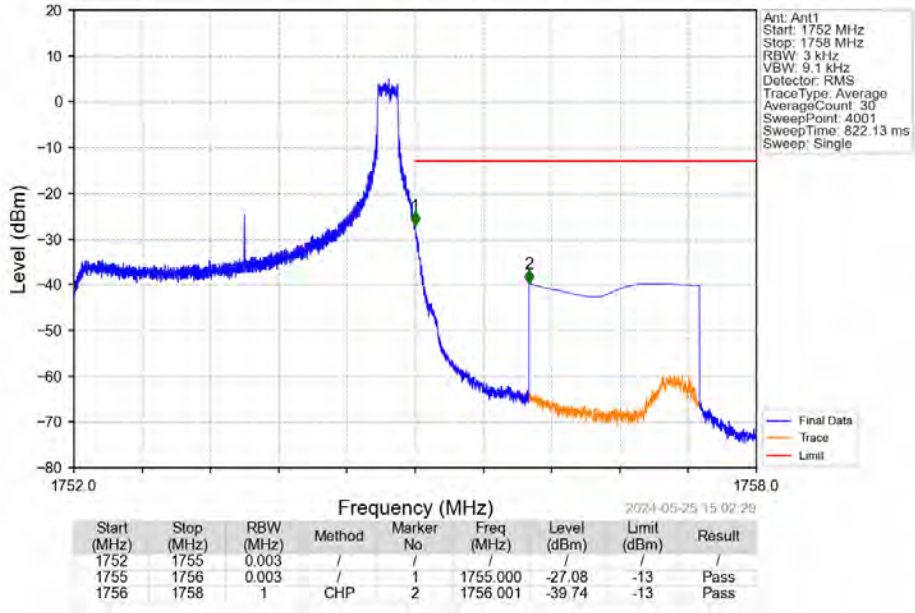
Band4_3MHz_QPSK_HCH_1753.5MHz_RB_1_0_NTNV



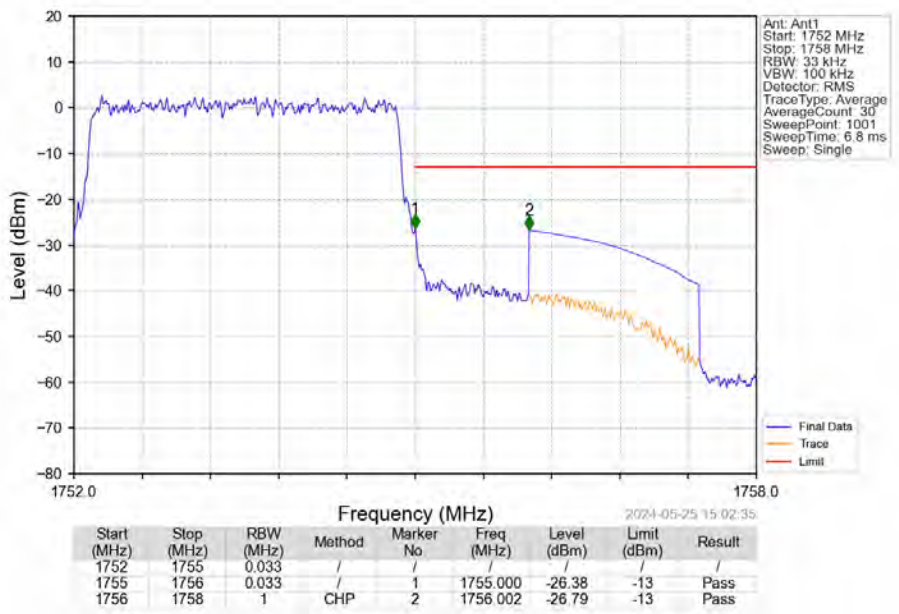
Band4_3MHz_QPSK_HCH_1753.5MHz_RB_1_0_NTNV



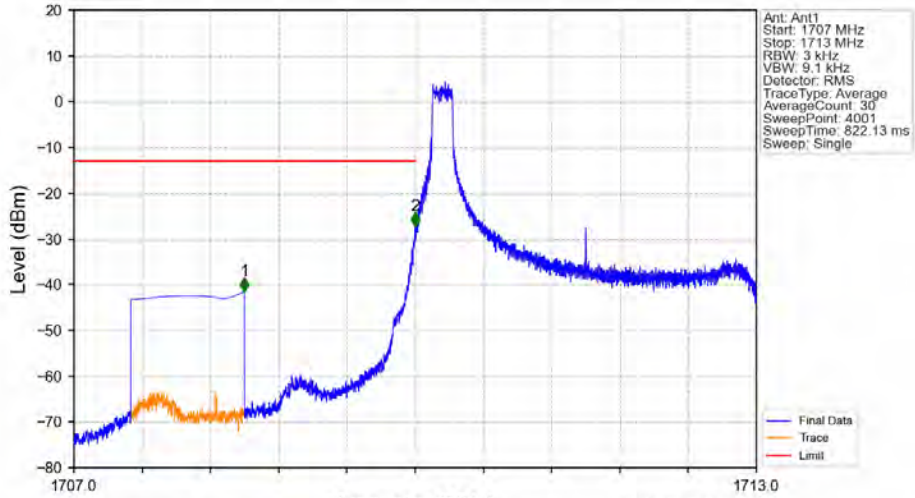
Band4_3MHz_QPSK_HCH_1753.5MHz_RB_1_14_NTNV



Band4_3MHz_QPSK_HCH_1753.5MHz_RB_15_0_NTNV

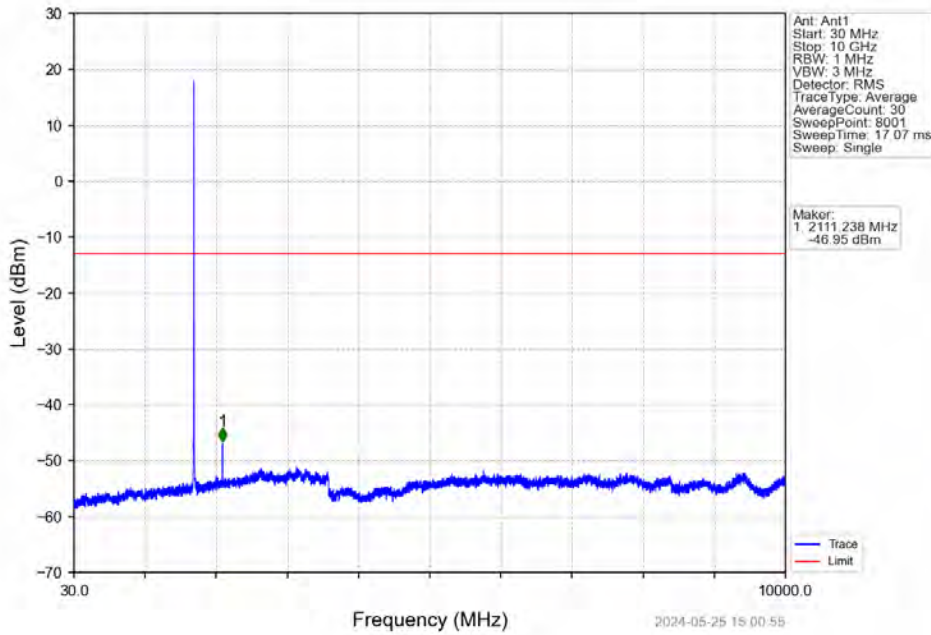


Band4_3MHz_16QAM_LCH_1711.5MHz_RB_1_0_NTNV

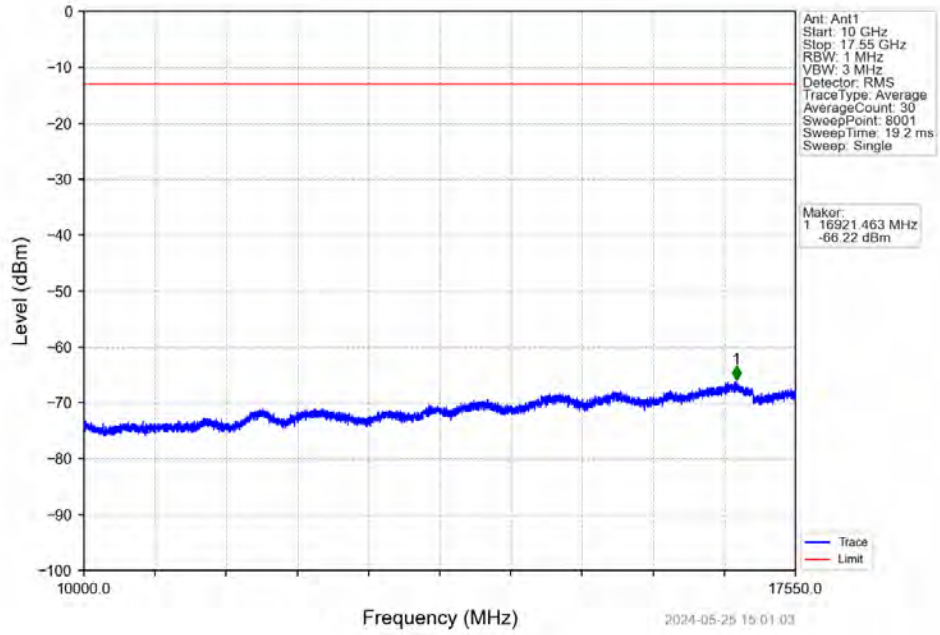


Start (MHz)	Stop (MHz)	RBW (MHz)	Method	Marker No	Freq (MHz)	Level (dBm)	Limit (dBm)	Result
1707	1709	1	CHP	1	1708.498	-41.46	-13	Pass
1709	1710	0.003	/	2	1710.000	-27.20	-13	Pass
1710	1713	0.003	/	/	/	/	/	/

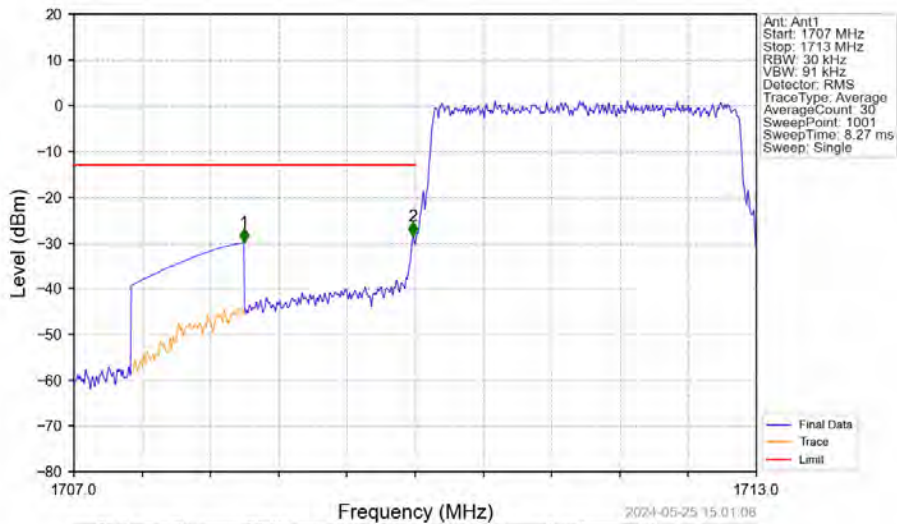
Band4_3MHz_16QAM_LCH_1711.5MHz_RB_1_0_NTNV



Band4_3MHz_16QAM_LCH_1711.5MHz_RB_1_0_NTNV

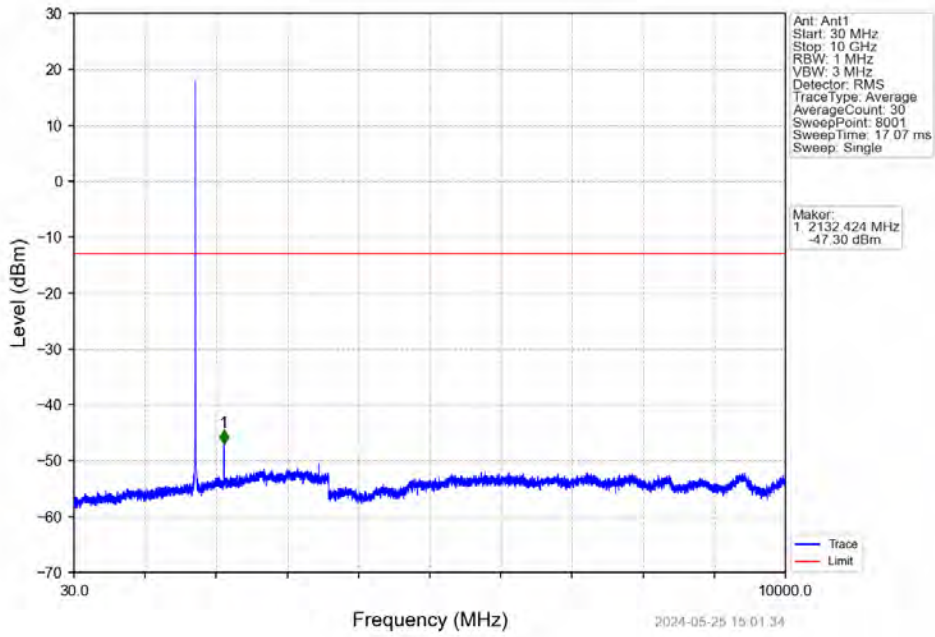


Band4_3MHz_16QAM_LCH_1711.5MHz_RB_15_0_NTNV

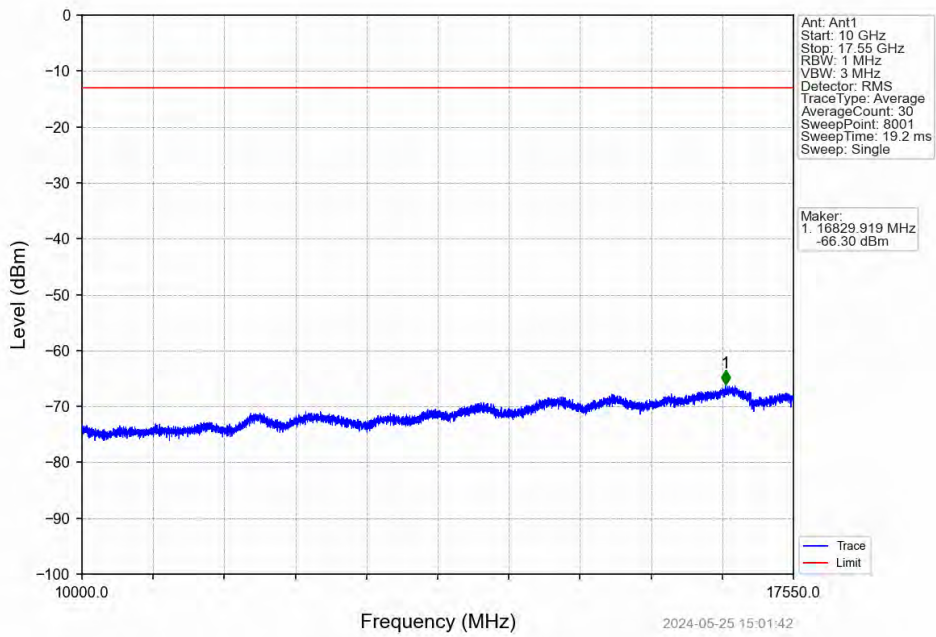


Start (MHz)	Stop (MHz)	RBW (MHz)	Method	Marker No	Freq (MHz)	Level (dBm)	Limit (dBm)	Result
1707	1709	1	CHP	1	1708.494	-29.89	-13	Pass
1709	1710	0.03	/	2	1709.982	-28.47	-13	Pass
1710	1713	0.03	/	/	/	/	/	/

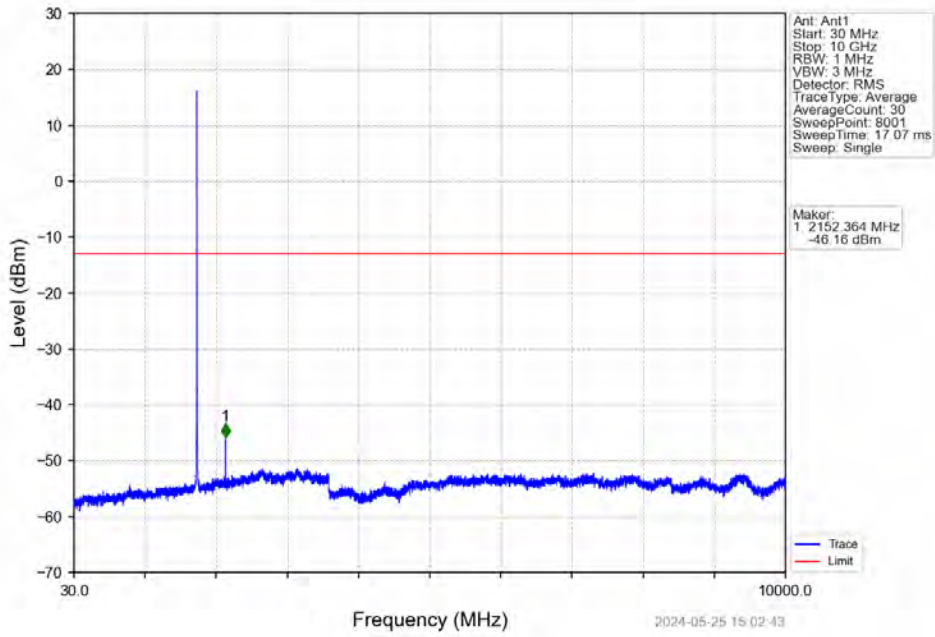
Band4_3MHz_16QAM_MCH_1732.5MHz_RB_1_0_NTNV



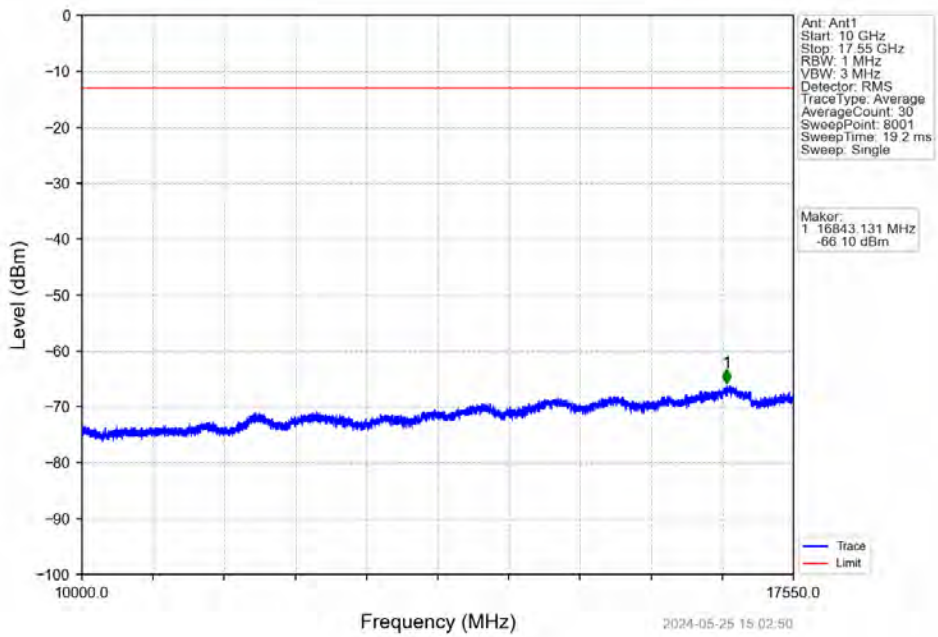
Band4_3MHz_16QAM_MCH_1732.5MHz_RB_1_0_NTNV



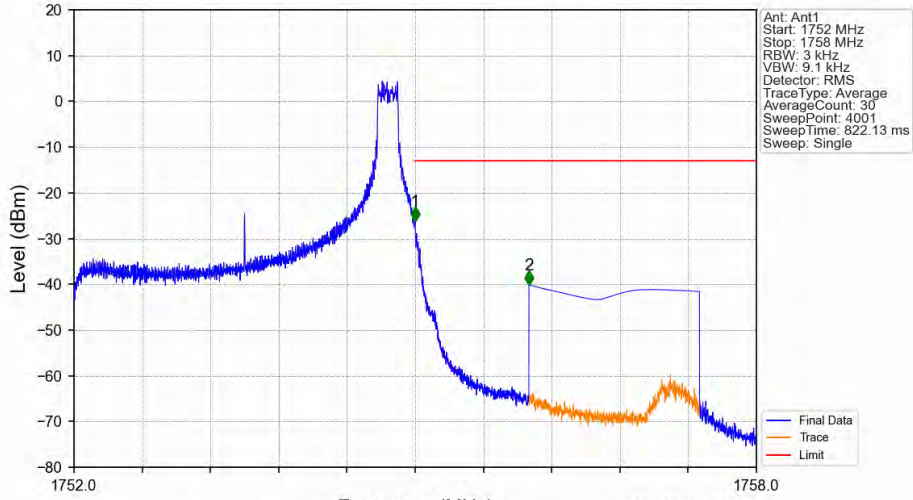
Band4_3MHz_16QAM_HCH_1753.5MHz_RB_1_0_NTNV



Band4_3MHz_16QAM_HCH_1753.5MHz_RB_1_0_NTNV

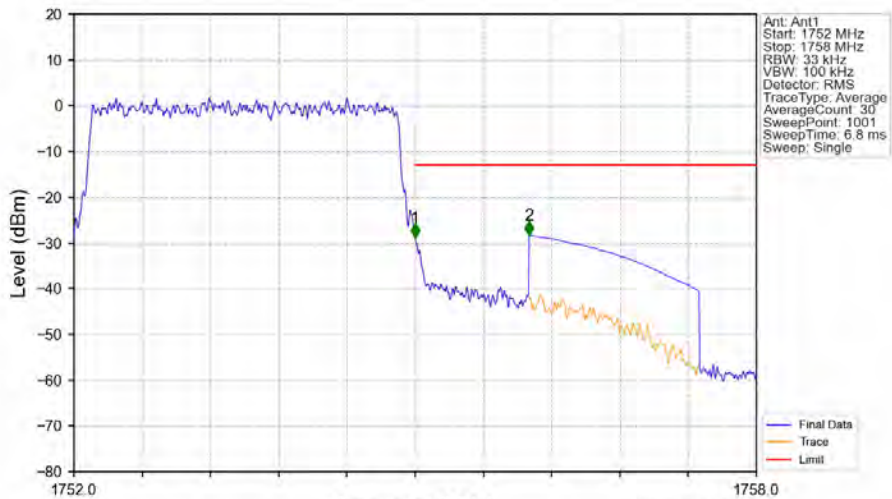


Band4_3MHz_16QAM_HCH_1753.5MHz_RB_1_14_NTV



Start (MHz)	Stop (MHz)	RBW (MHz)	Method	Marker No.	Freq (MHz)	Level (dBm)	Limit (dBm)	Result
1752	1755	0.003	/	/	/	/	/	/
1755	1756	0.003	/	1	1755.000	-26.18	-13	Pass
1756	1758	1	CHP	2	1756.001	-40.12	-13	Pass

Band4_3MHz_16QAM_HCH_1753.5MHz_RB_15_0_NTV



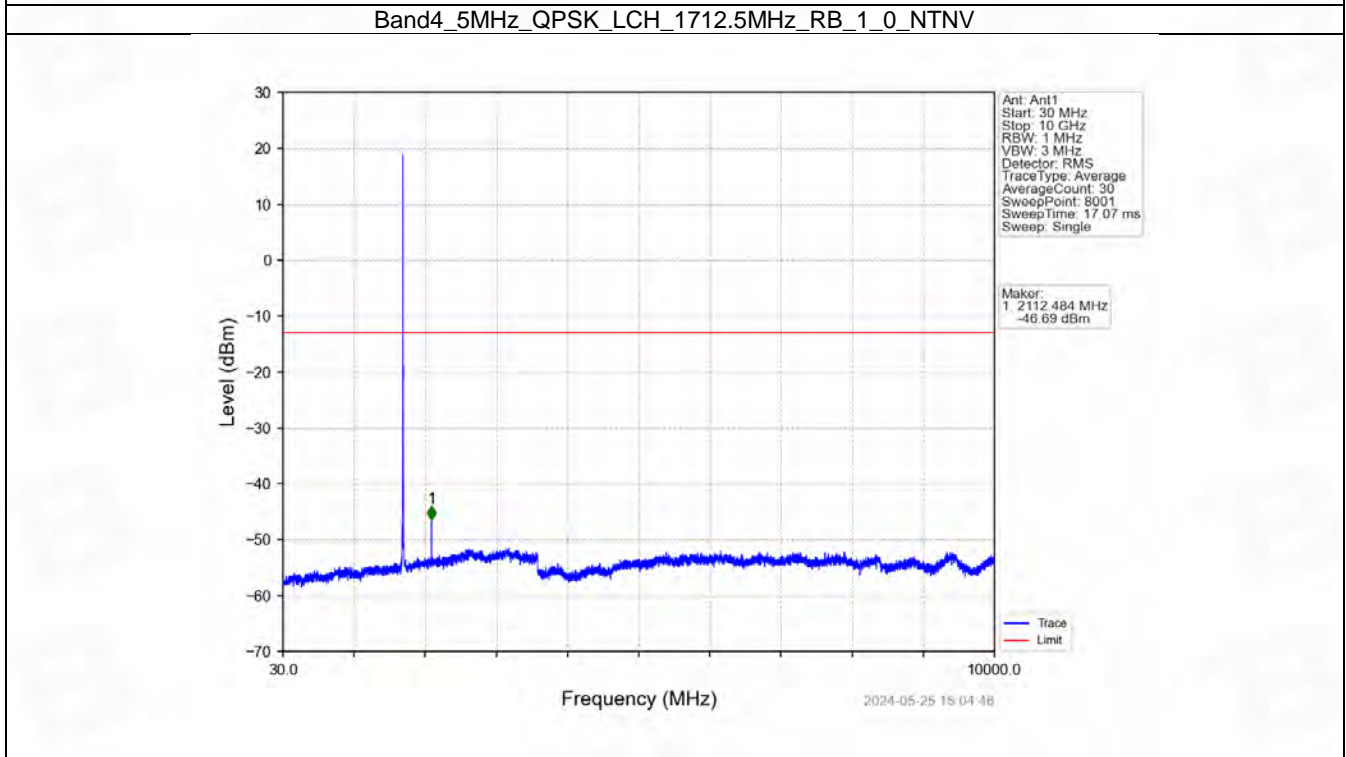
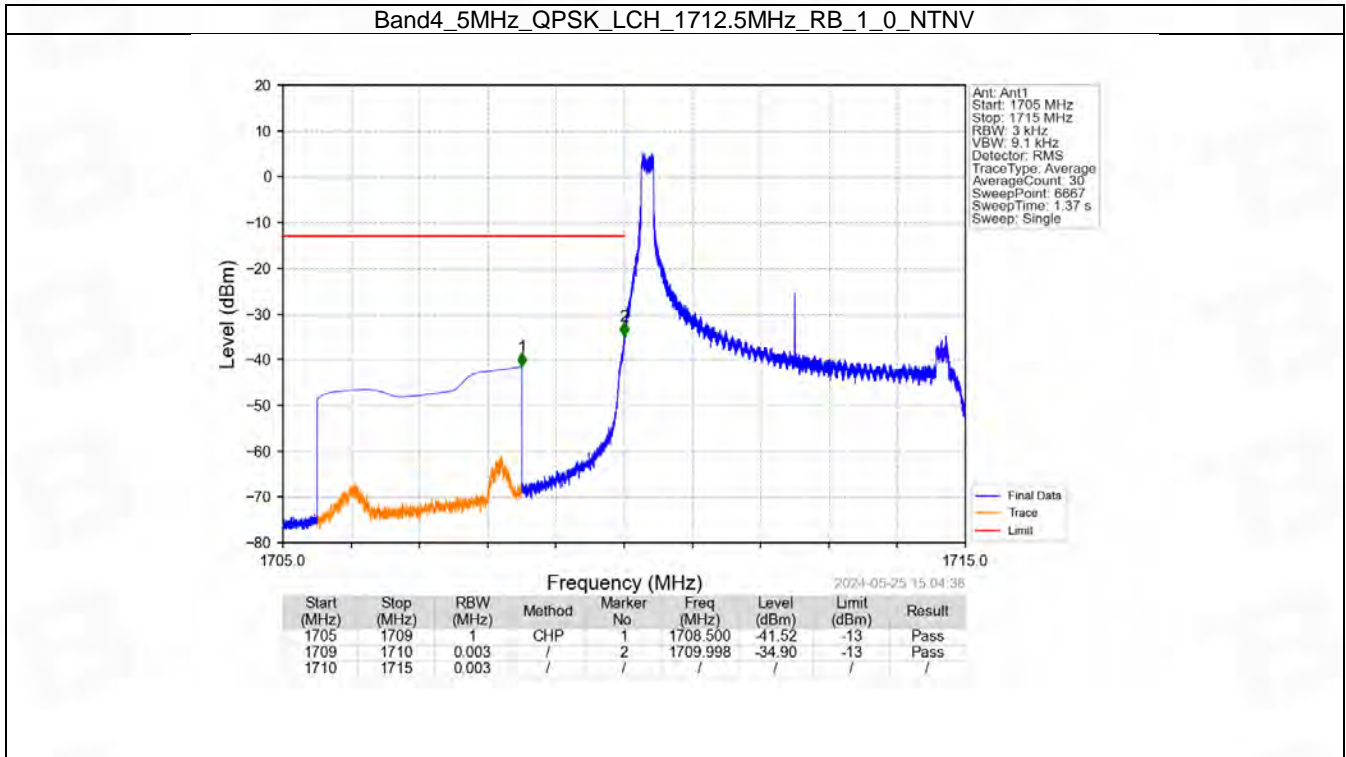
Start (MHz)	Stop (MHz)	RBW (MHz)	Method	Marker No.	Freq (MHz)	Level (dBm)	Limit (dBm)	Result
1752	1755	0.033	/	/	/	/	/	/
1755	1756	0.033	/	1	1755.000	-28.84	-13	Pass
1756	1758	1	CHP	2	1756.002	-28.32	-13	Pass

6.3 B4_5MHz

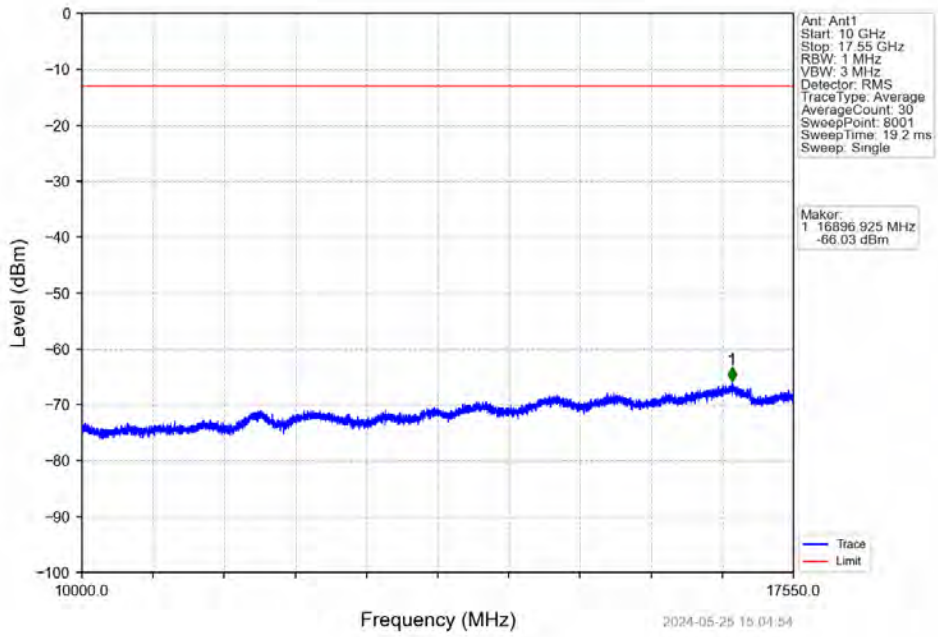
6.3.1 Test Result

Band: 4 / Bandwidth: 5MHz / NTNV						
Modulation	Frequency (MHz)	RB Allocation		Spurious Emission		Verdict
		Size	Offset	Result	Limit	
QPSK	1712.5	1	0	Refer To Test Graph		Pass
		25	0	Refer To Test Graph		Pass
	1732.5	1	0	Refer To Test Graph		Pass
		1752.5	1	0	Refer To Test Graph	
				24	Refer To Test Graph	
			25	0	Refer To Test Graph	
16QAM	1712.5	1	0	Refer To Test Graph		Pass
		25	0	Refer To Test Graph		Pass
	1732.5	1	0	Refer To Test Graph		Pass
		1752.5	1	0	Refer To Test Graph	
				24	Refer To Test Graph	
			25	0	Refer To Test Graph	

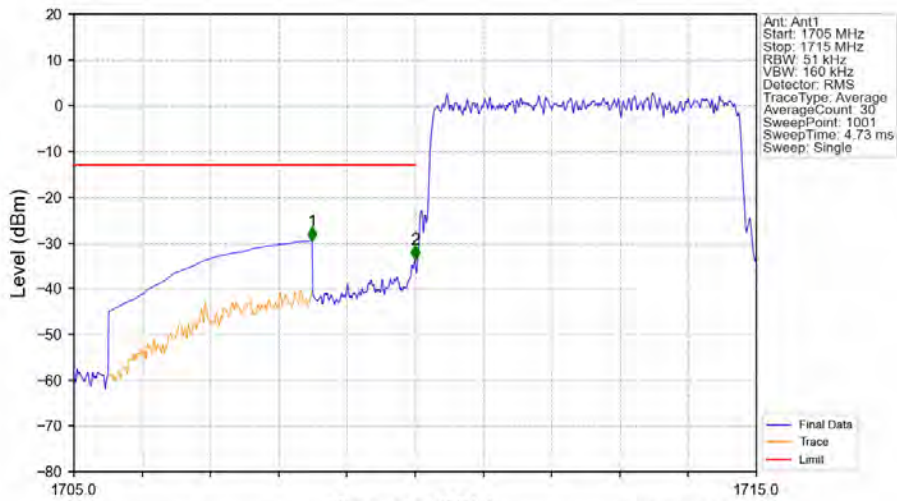
6.3.2 Test Graph



Band4_5MHz_QPSK_LCH_1712.5MHz_RB_1_0_NTNV

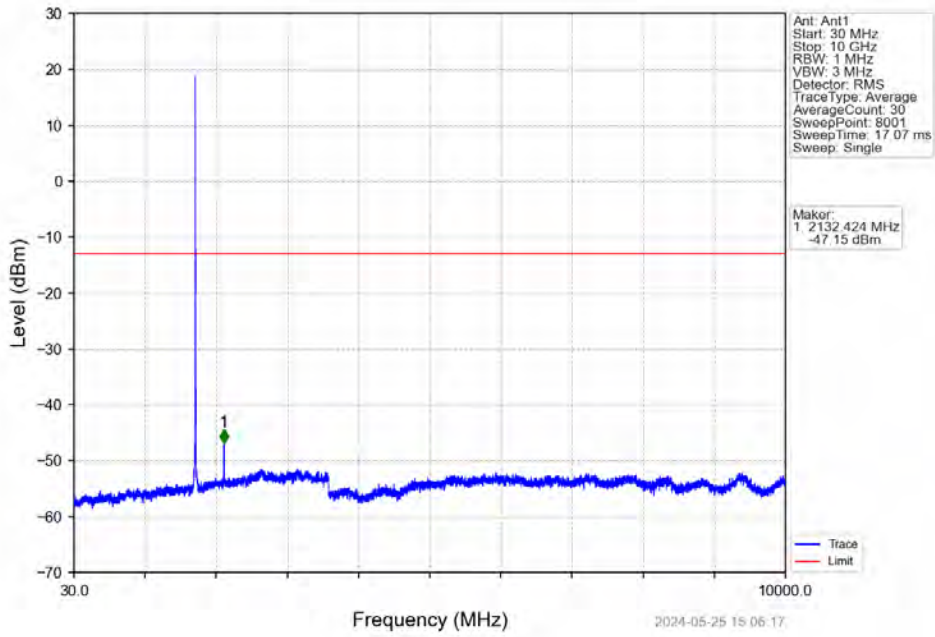


Band4_5MHz_QPSK_LCH_1712.5MHz_RB_25_0_NTNV

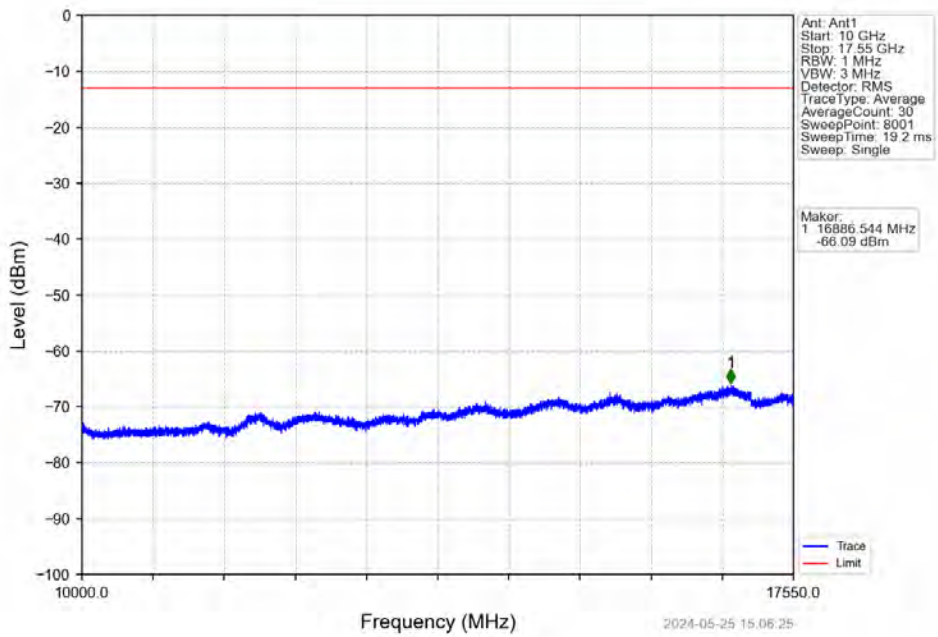


Start (MHz)	Stop (MHz)	RBW (MHz)	Method	Marker No	Freq (MHz)	Level (dBm)	Limit (dBm)	Result
1705	1709	1	CHP	1	1708.490	-29.51	-13	Pass
1709	1710	0.051	/	2	1710.000	-33.67	-13	Pass
1710	1715	0.051	/	/	/	/	/	/

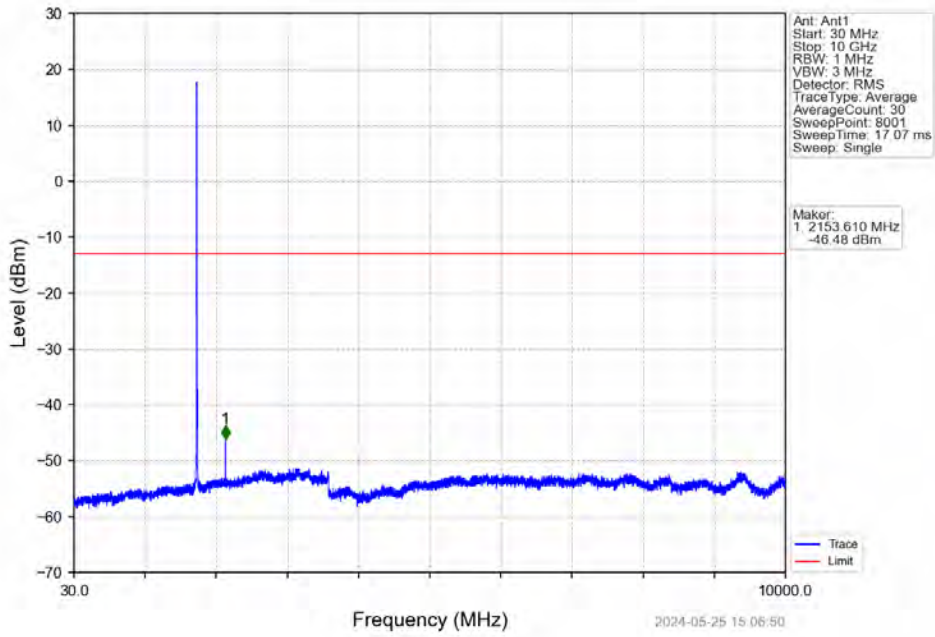
Band4_5MHz_QPSK_MCH_1732.5MHz_RB_1_0_NTNV



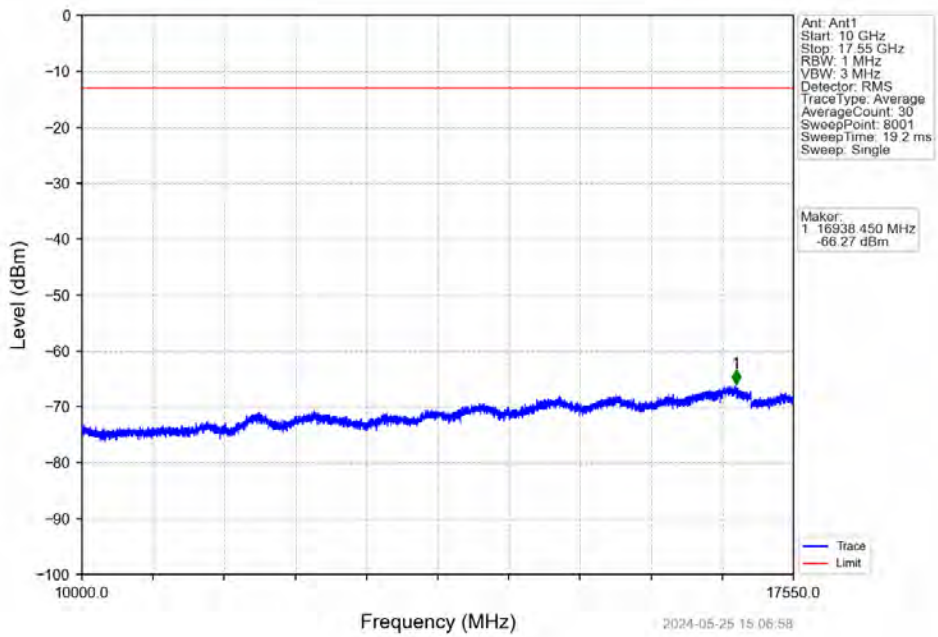
Band4_5MHz_QPSK_MCH_1732.5MHz_RB_1_0_NTNV



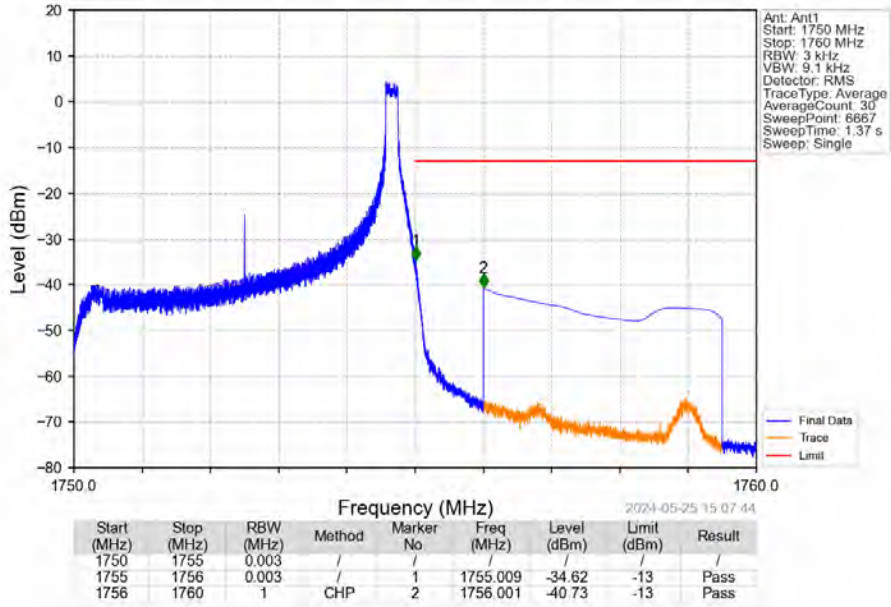
Band4_5MHz_QPSK_HCH_1752.5MHz_RB_1_0_NTNV



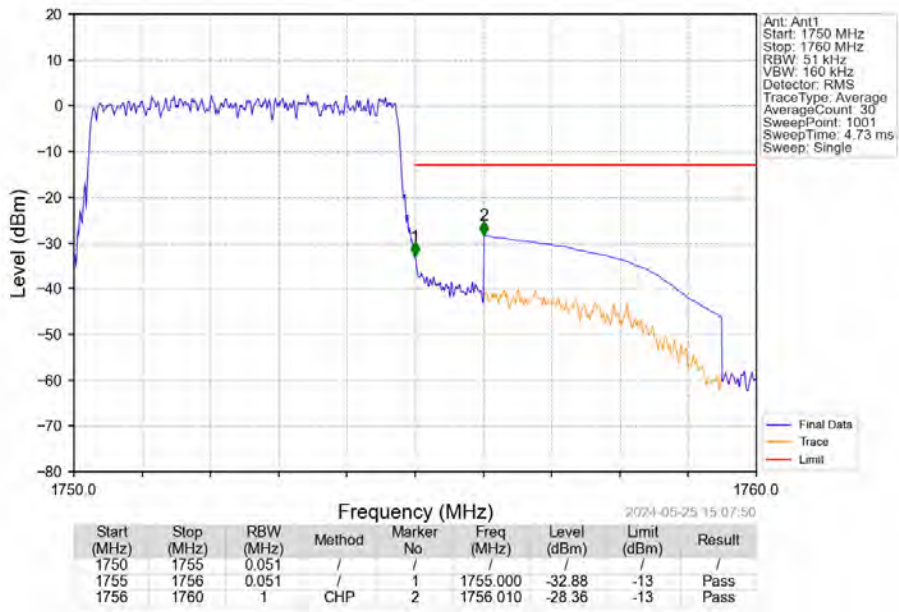
Band4_5MHz_QPSK_HCH_1752.5MHz_RB_1_0_NTNV



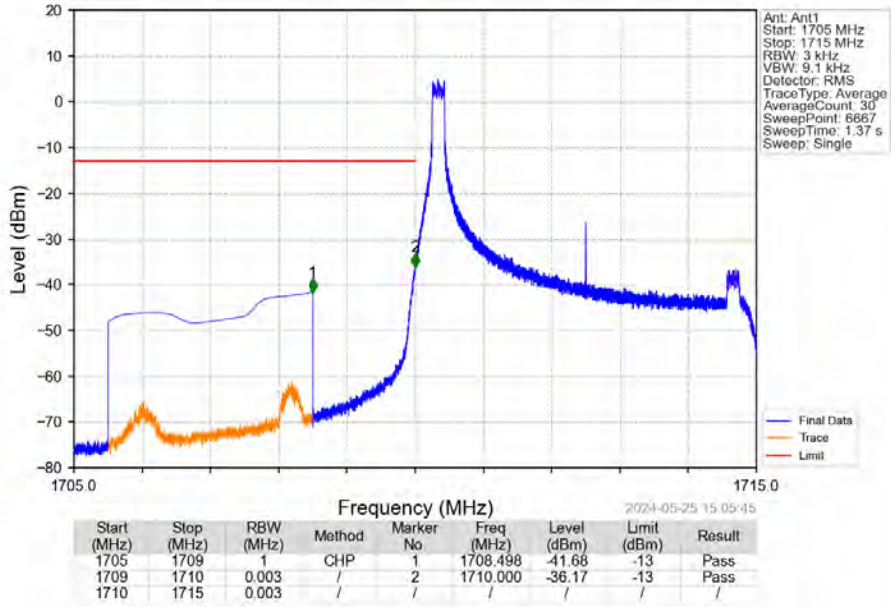
Band4_5MHz_QPSK_HCH_1752.5MHz_RB_1_24_NTNV



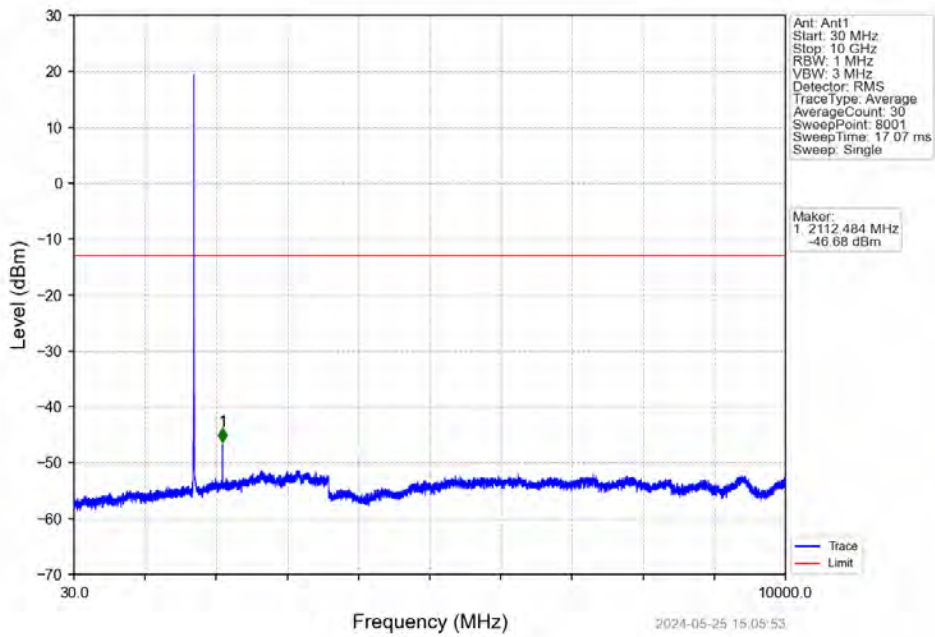
Band4_5MHz_QPSK_HCH_1752.5MHz_RB_25_0_NTNV



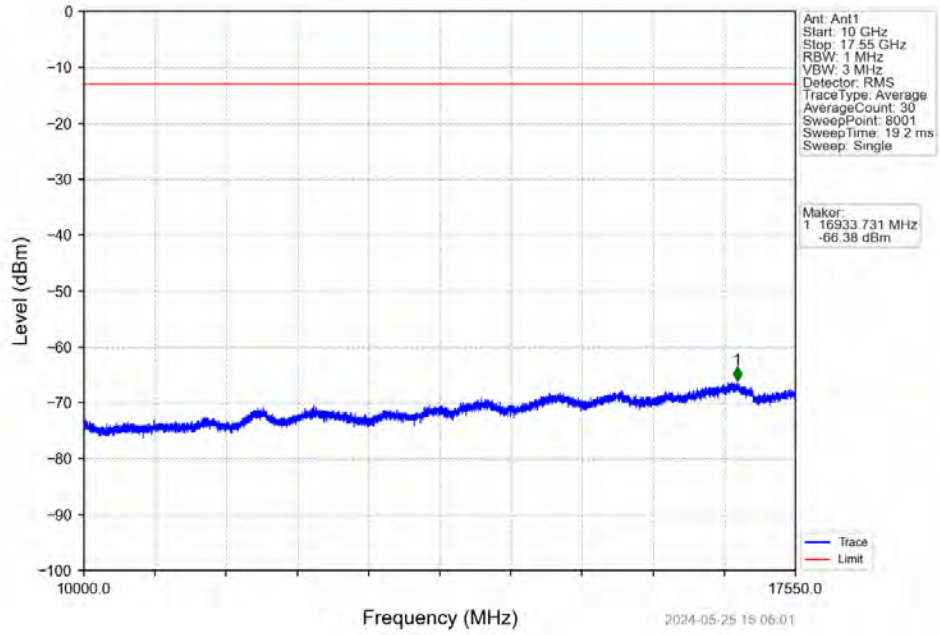
Band4_5MHz_16QAM_LCH_1712.5MHz_RB_1_0_NTNV



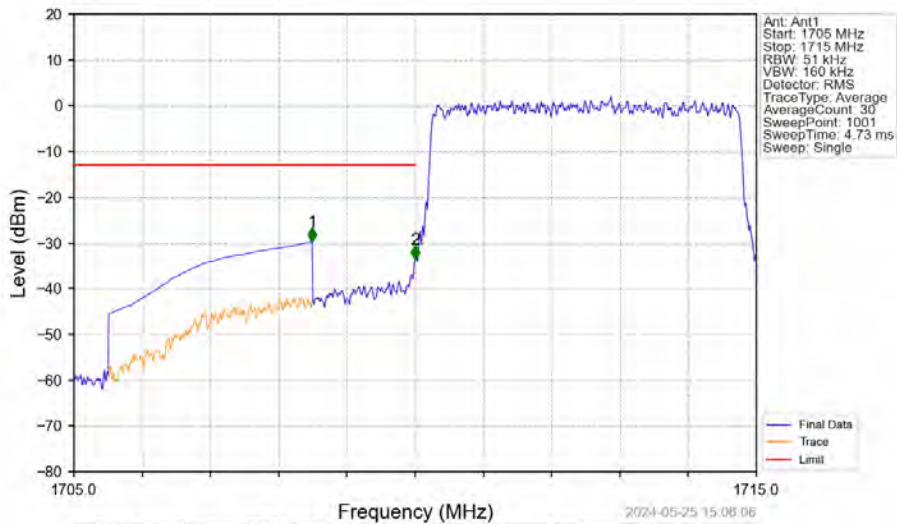
Band4_5MHz_16QAM_LCH_1712.5MHz_RB_1_0_NTNV



Band4_5MHz_16QAM_LCH_1712.5MHz_RB_1_0_NTNV

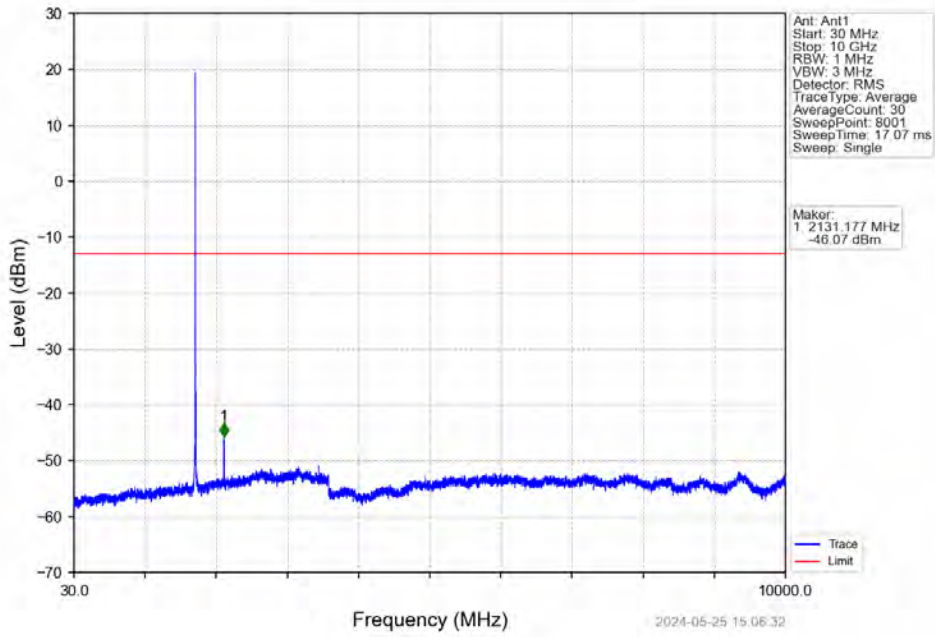


Band4_5MHz_16QAM_LCH_1712.5MHz_RB_25_0_NTNV

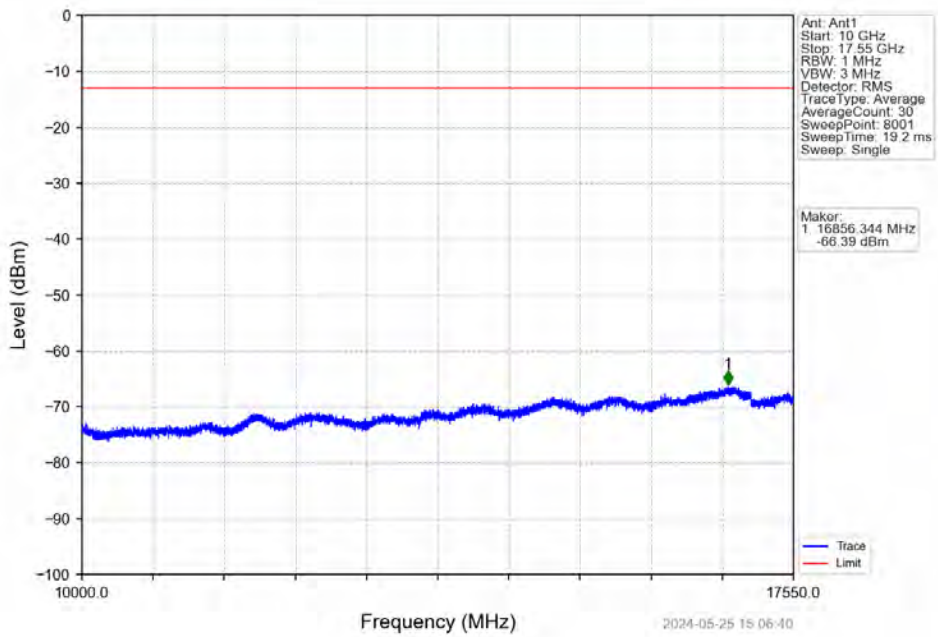


Start (MHz)	Stop (MHz)	RBW (MHz)	Method	Marker No	Freq (MHz)	Level (dBm)	Limit (dBm)	Result
1705	1709	1	CHP	1	1708.490	-29.78	-13	Pass
1709	1710	0.051	/	2	1710.000	-33.61	-13	Pass
1710	1715	0.051	/	/	/	/	/	/

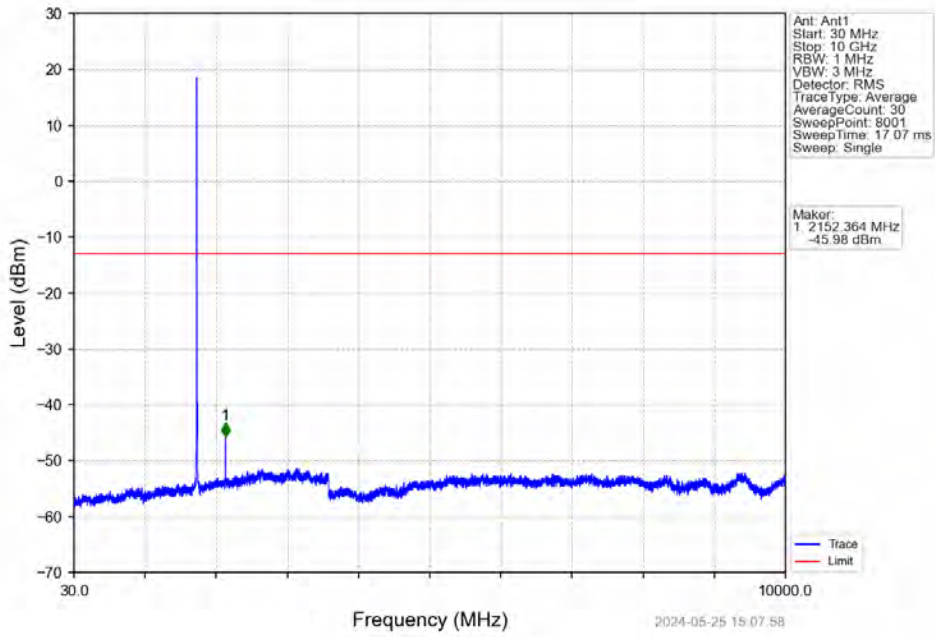
Band4_5MHz_16QAM_MCH_1732.5MHz_RB_1_0_NTNV



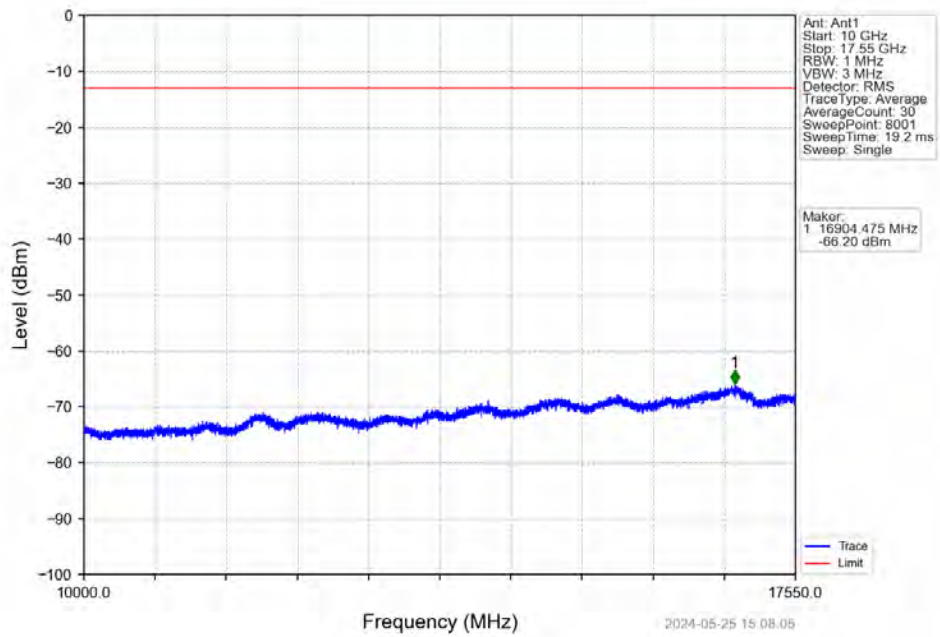
Band4_5MHz_16QAM_MCH_1732.5MHz_RB_1_0_NTNV



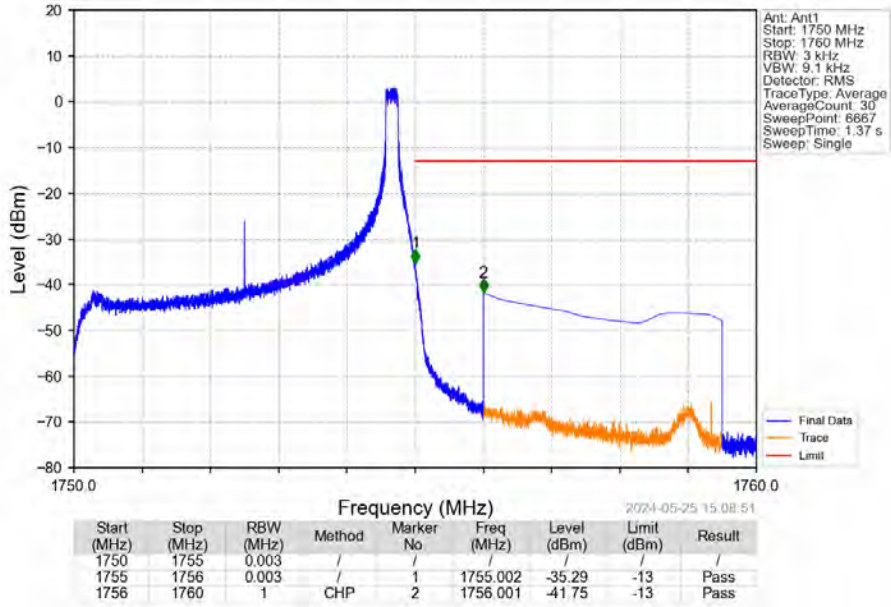
Band4_5MHz_16QAM_HCH_1752.5MHz_RB_1_0_NTNV



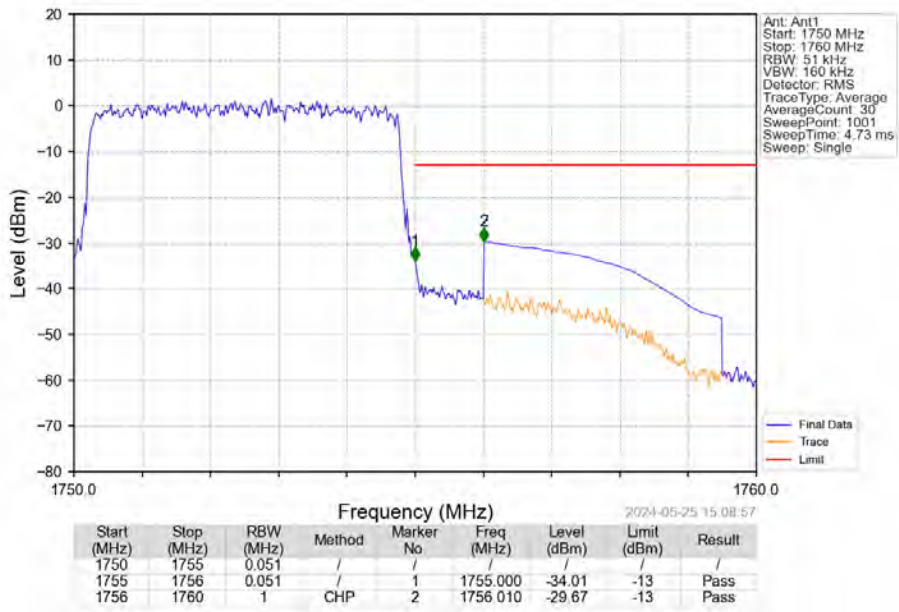
Band4_5MHz_16QAM_HCH_1752.5MHz_RB_1_0_NTNV



Band4_5MHz_16QAM_HCH_1752.5MHz_RB_1_24_NTNV



Band4_5MHz_16QAM_HCH_1752.5MHz_RB_25_0_NTNV

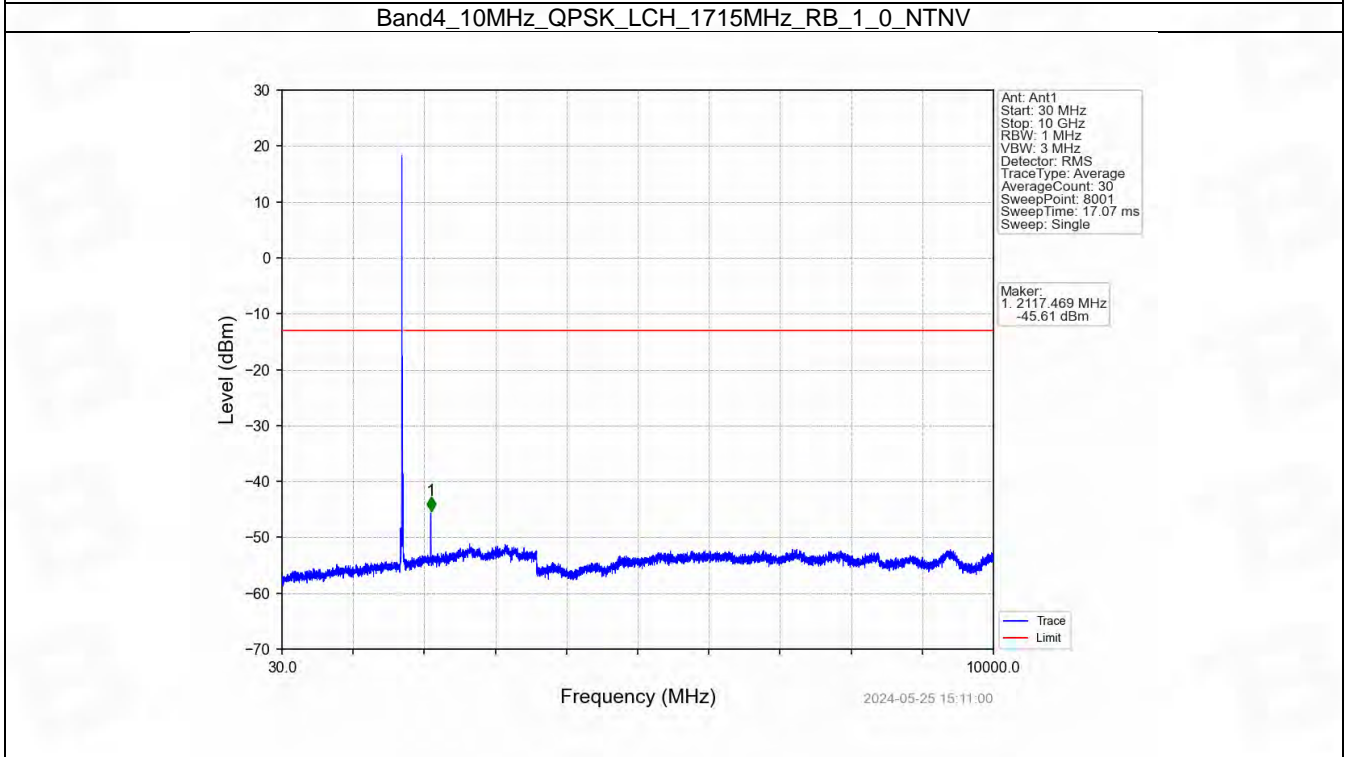
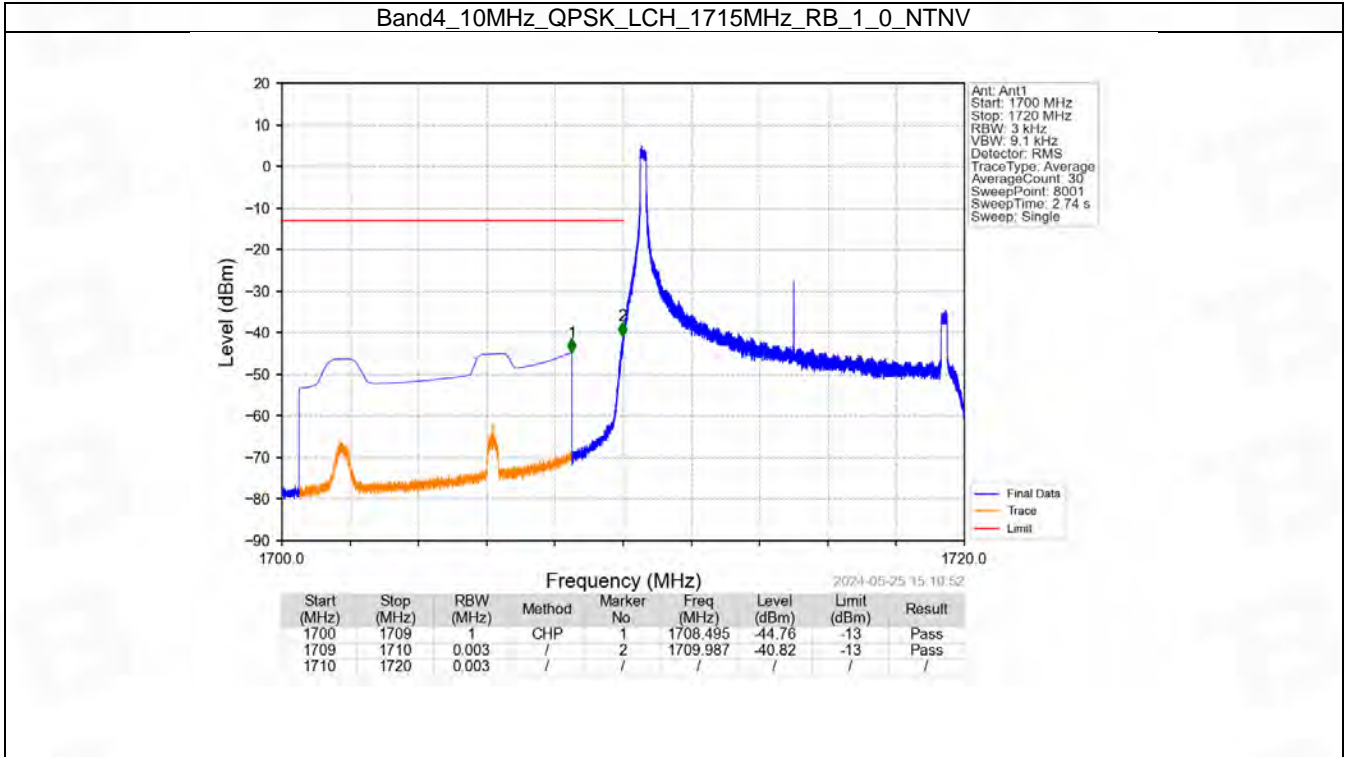


6.4 B4_10MHz

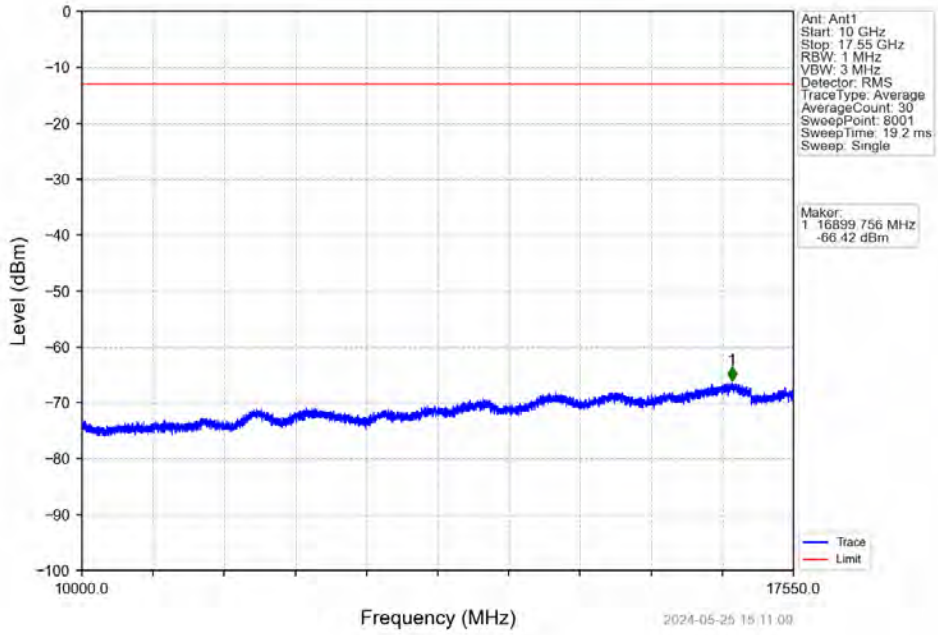
6.4.1 Test Result

Band: 4 / Bandwidth: 10MHz / NTV							
Modulation	Frequency (MHz)	RB Allocation		Spurious Emission		Verdict	
		Size	Offset	Result	Limit		
QPSK	1715	1	0	Refer To Test Graph		Pass	
		50	0	Refer To Test Graph		Pass	
	1732.5	1	0	Refer To Test Graph		Pass	
		1750	1	0	Refer To Test Graph		Pass
				49	Refer To Test Graph		Pass
		50	0	Refer To Test Graph		Pass	
16QAM	1715	1	0	Refer To Test Graph		Pass	
		50	0	Refer To Test Graph		Pass	
	1732.5	1	0	Refer To Test Graph		Pass	
		1750	1	0	Refer To Test Graph		Pass
				49	Refer To Test Graph		Pass
		50	0	Refer To Test Graph		Pass	

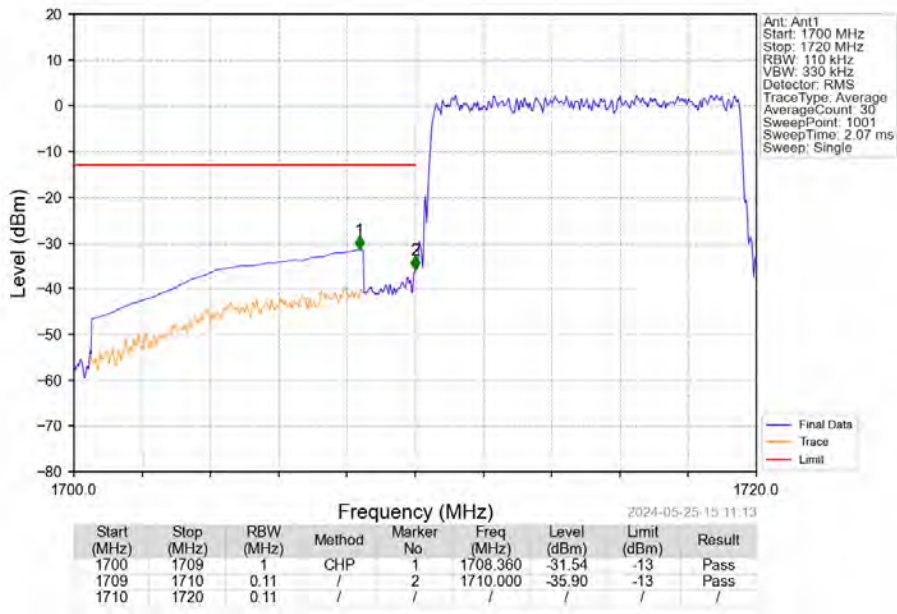
6.4.2 Test Graph



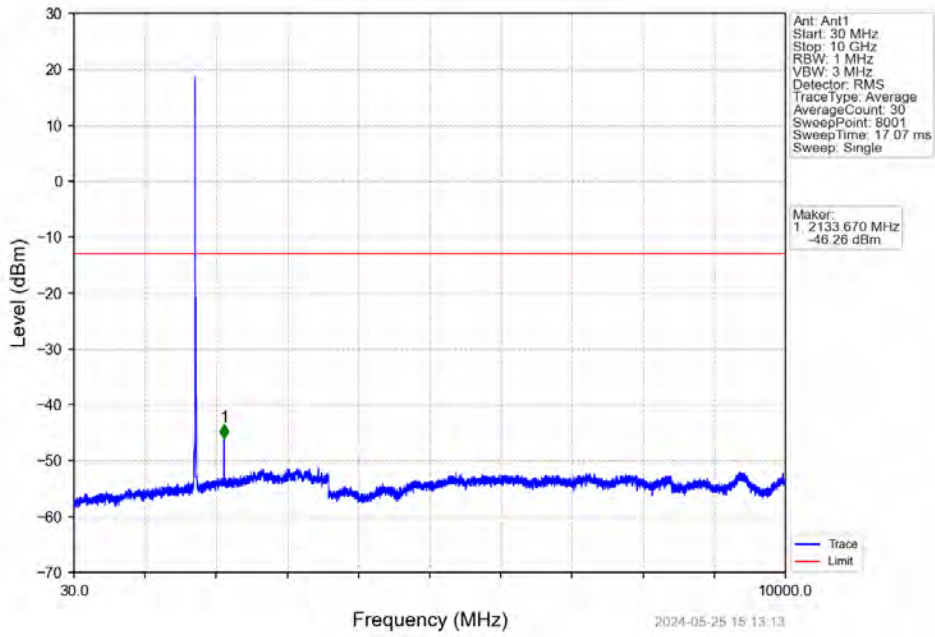
Band4_10MHz_QPSK_LCH_1715MHz_RB_1_0_NTNV



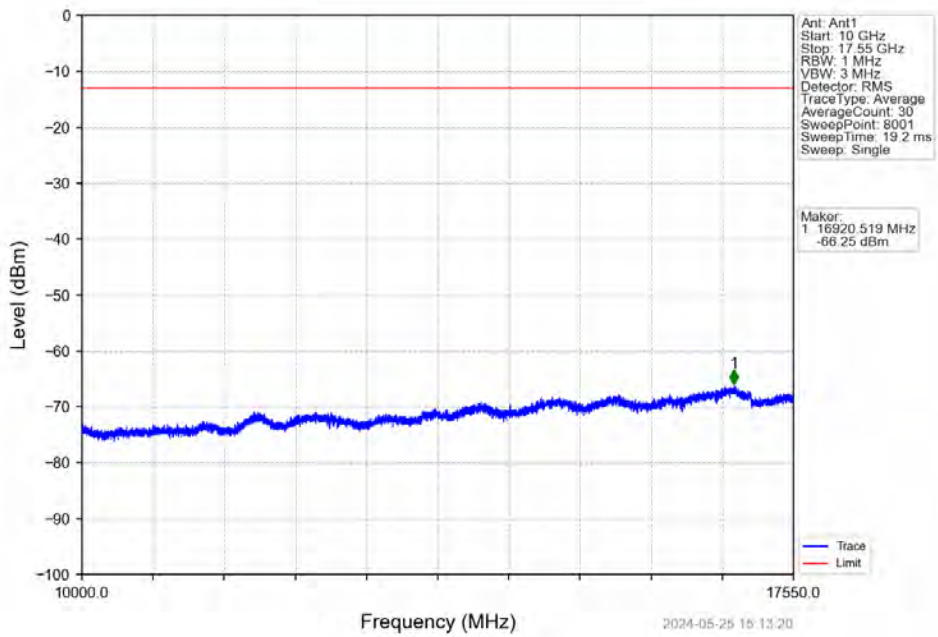
Band4_10MHz_QPSK_LCH_1715MHz_RB_50_0_NTNV



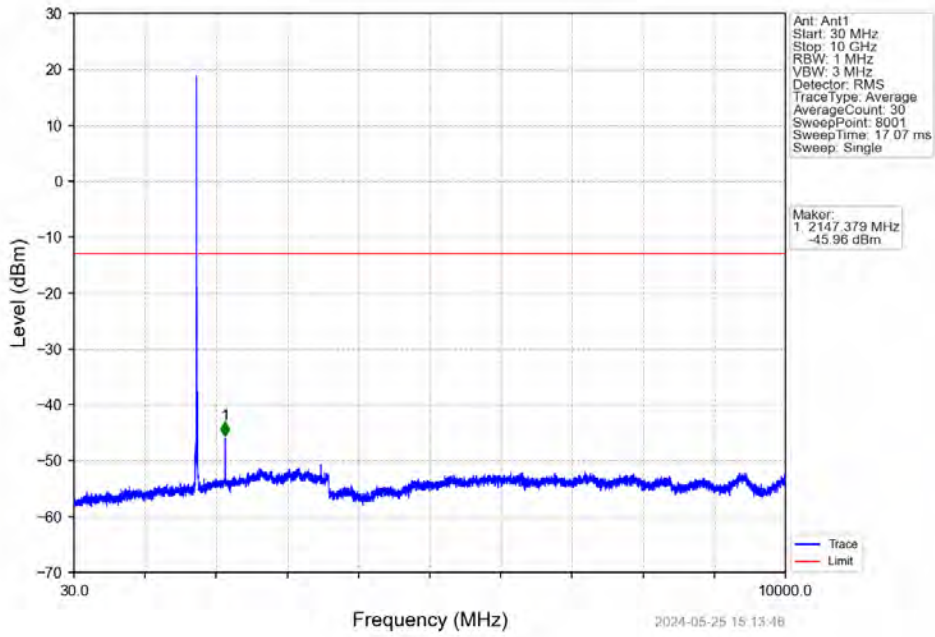
Band4_10MHz_QPSK_MCH_1732.5MHz_RB_1_0_NTNV



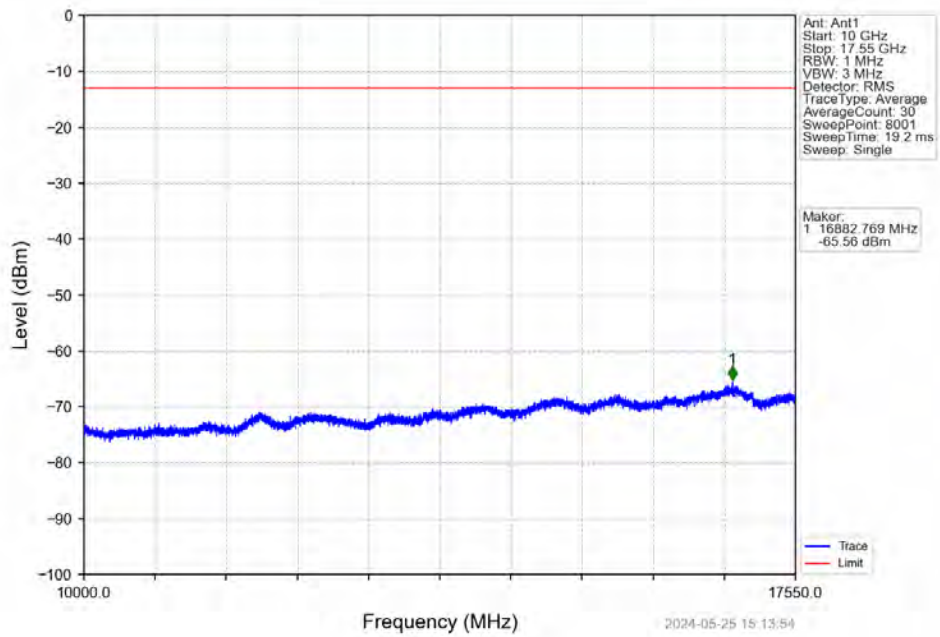
Band4_10MHz_QPSK_MCH_1732.5MHz_RB_1_0_NTNV



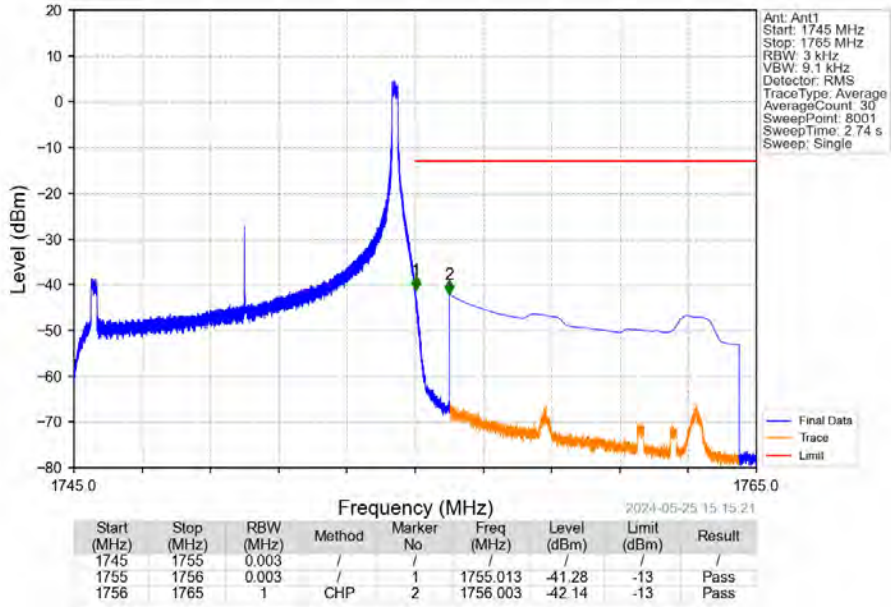
Band4_10MHz_QPSK_HCH_1750MHz_RB_1_0_NTNV



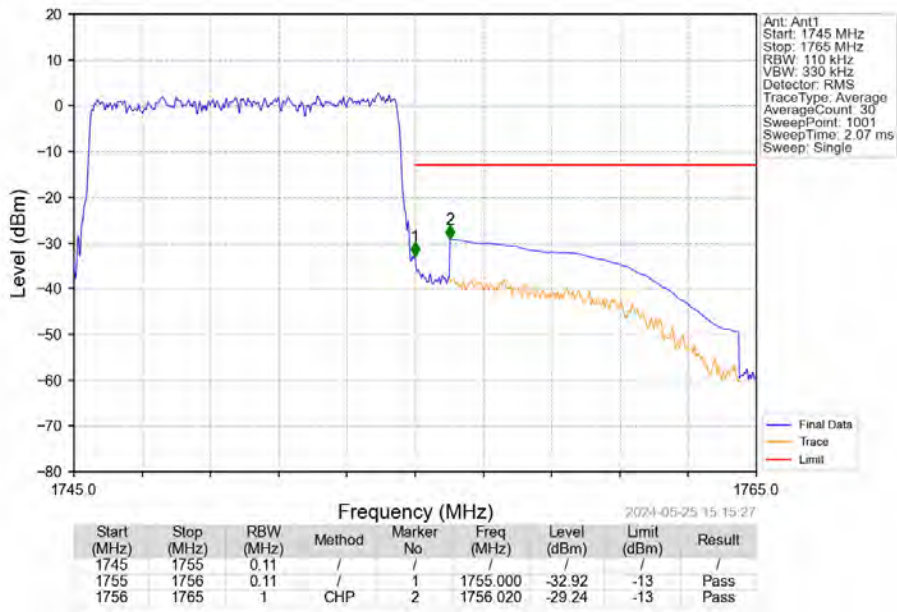
Band4_10MHz_QPSK_HCH_1750MHz_RB_1_0_NTNV



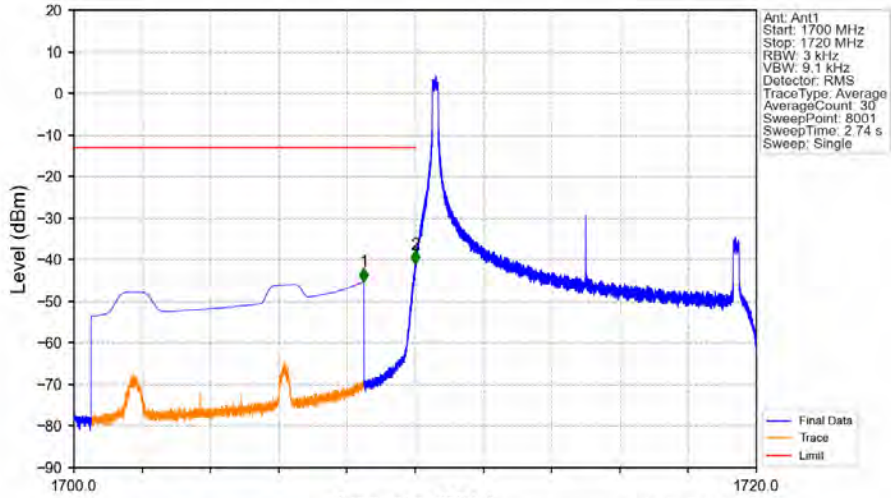
Band4_10MHz_QPSK_HCH_1750MHz_RB_1_49_NTNV



Band4_10MHz_QPSK_HCH_1750MHz_RB_50_0_NTNV



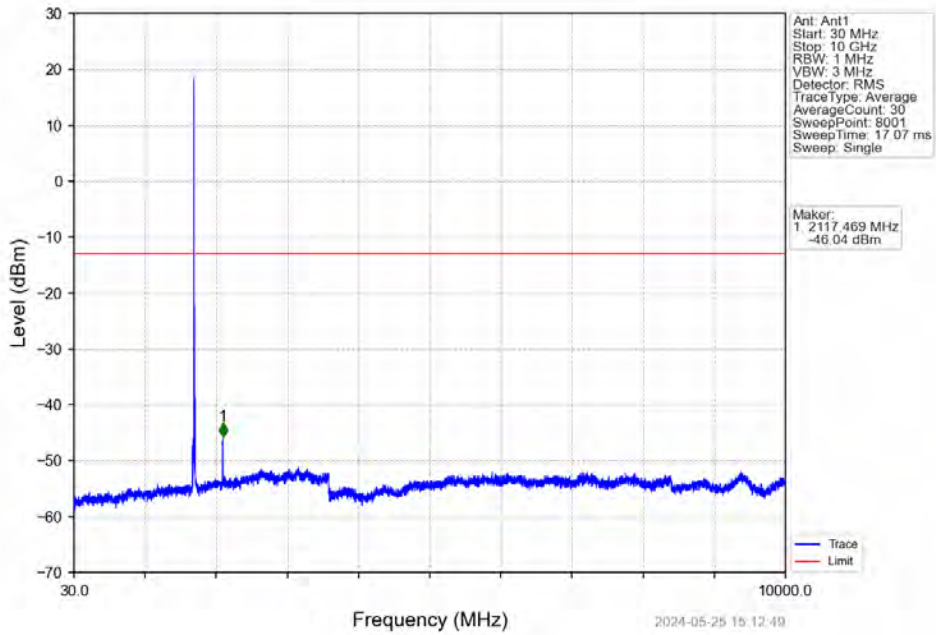
Band4_10MHz_16QAM_LCH_1715MHz_RB_1_0_NTNV



Start (MHz)	Stop (MHz)	RBW (MHz)	Method	Marker No	Freq (MHz)	Level (dBm)	Limit (dBm)	Result
1700	1709	1	CHP	1	1708.497	-45.31	-13	Pass
1709	1710	0.003	/	2	1710.000	-41.14	-13	Pass
1710	1720	0.003	/	/	/	/	/	/

2024-05-25 15:12:41

Band4_10MHz_16QAM_LCH_1715MHz_RB_1_0_NTNV

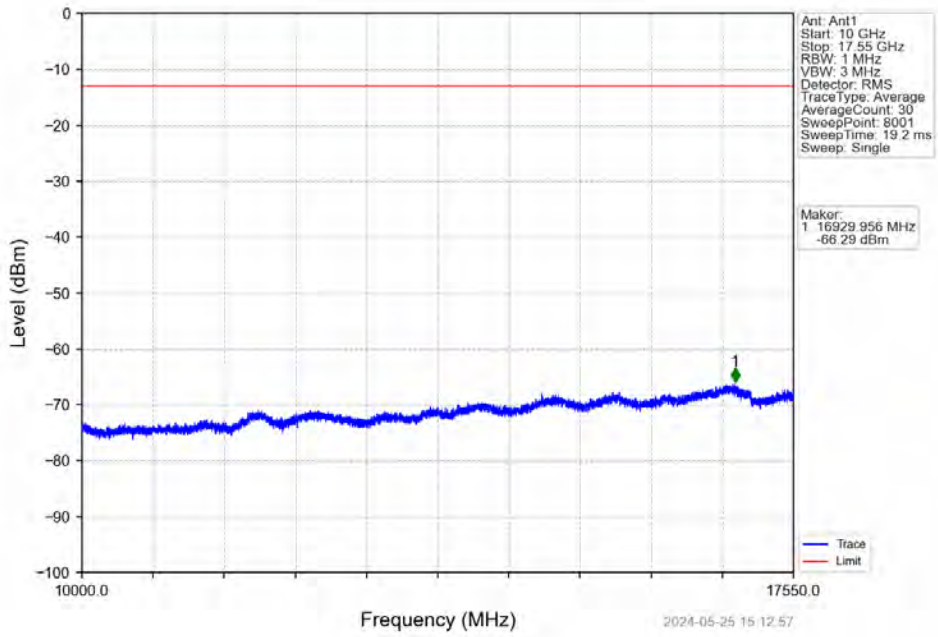


Ant: Ant1
 Start: 30 MHz
 Stop: 10 GHz
 RBW: 1 MHz
 VBW: 3 MHz
 Detector: RMS
 TraceType: Average
 AverageCount: 30
 SweepPoint: 8001
 SweepTime: 17.07 ms
 Sweep: Single

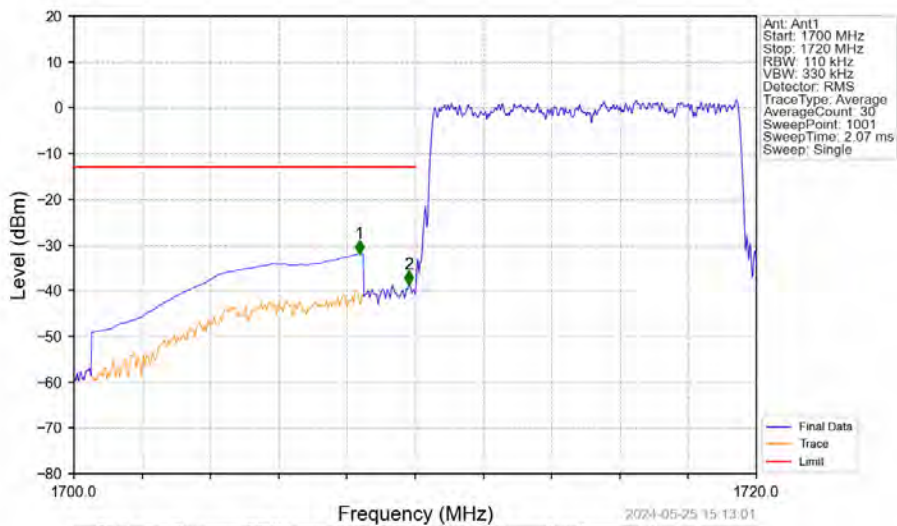
Marker:
 1 2117.469 MHz
 -46.04 dBm

2024-05-25 15:12:49

Band4_10MHz_16QAM_LCH_1715MHz_RB_1_0_NTNV

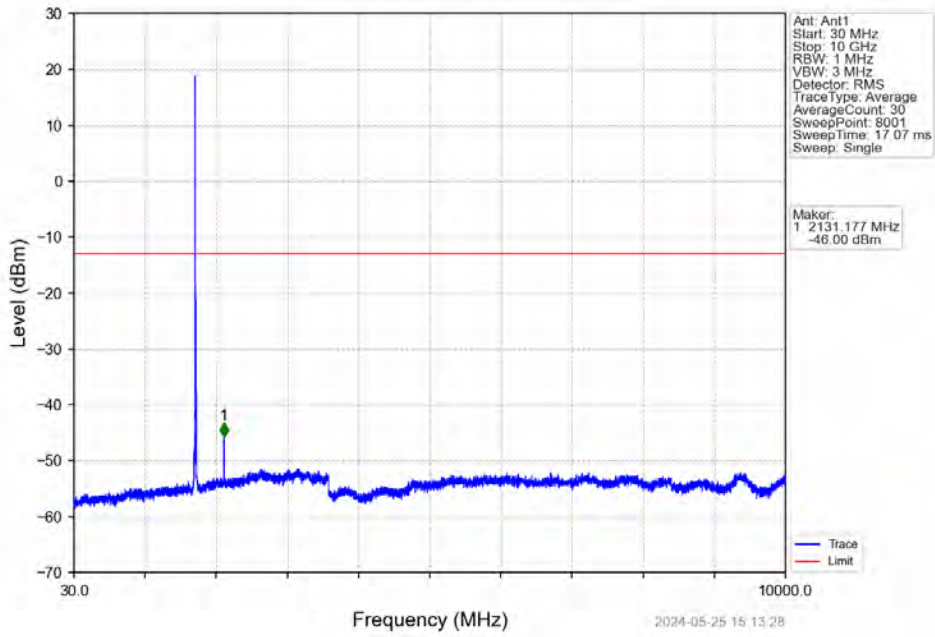


Band4_10MHz_16QAM_LCH_1715MHz_RB_50_0_NTNV

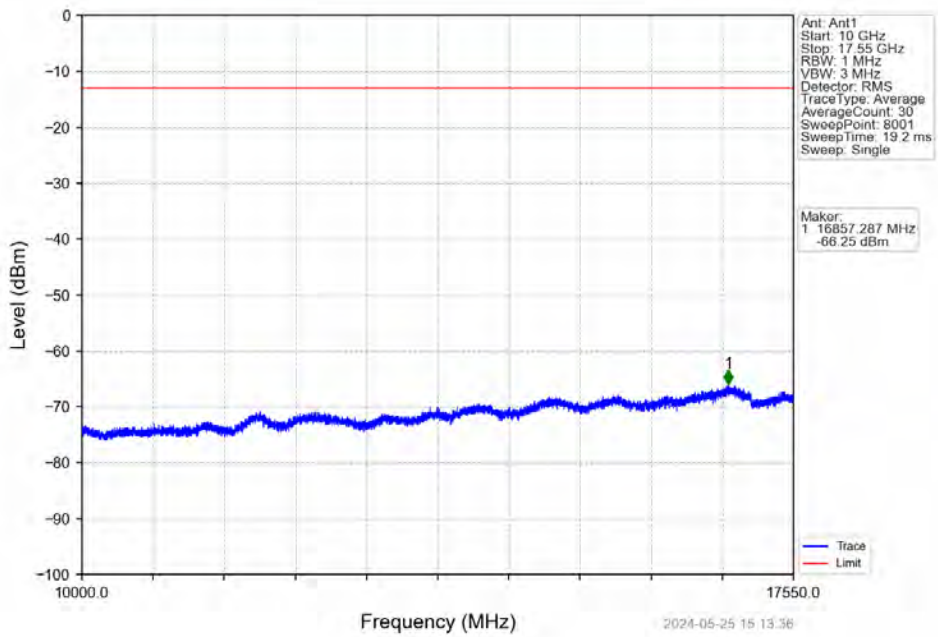


Start (MHz)	Stop (MHz)	RBW (MHz)	Method	Marker No	Freq (MHz)	Level (dBm)	Limit (dBm)	Result
1700	1709	1	CHP	1	1708.360	-31.96	-13	Pass
1709	1710	0.11	/	2	1709.820	-38.65	-13	Pass
1710	1720	0.11	/	/	/	/	/	/

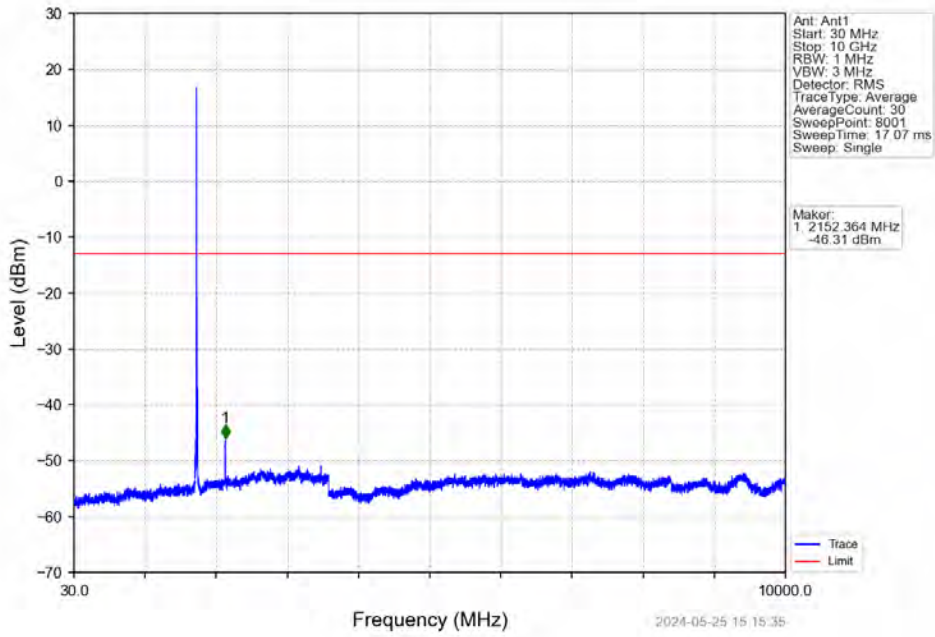
Band4_10MHz_16QAM_MCH_1732.5MHz_RB_1_0_NTNV



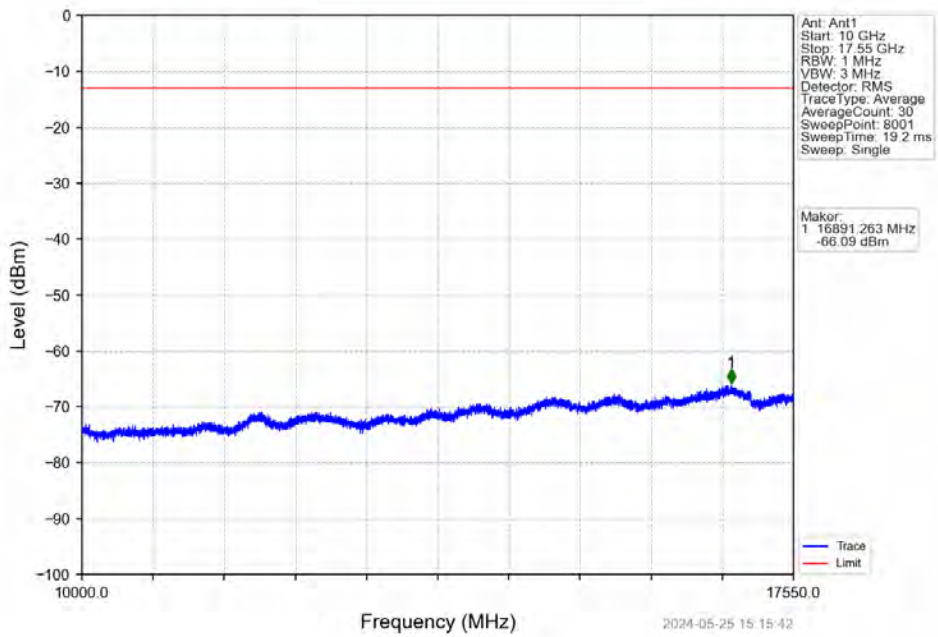
Band4_10MHz_16QAM_MCH_1732.5MHz_RB_1_0_NTNV



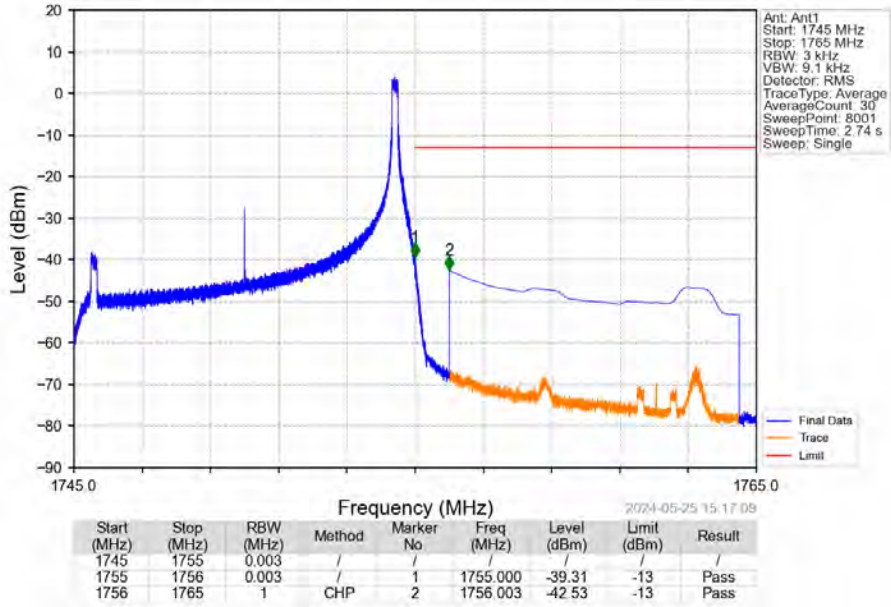
Band4_10MHz_16QAM_HCH_1750MHz_RB_1_0_NTNV



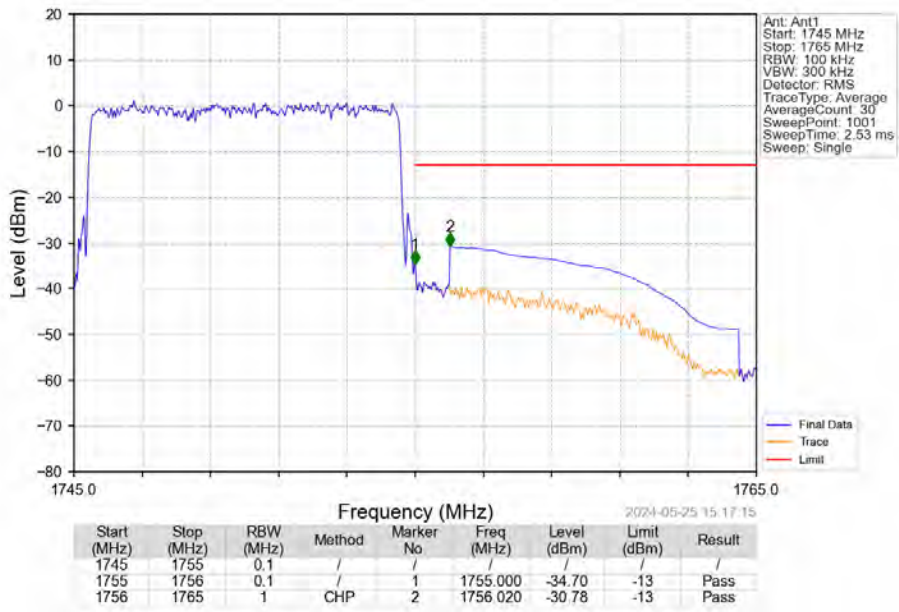
Band4_10MHz_16QAM_HCH_1750MHz_RB_1_0_NTNV



Band4_10MHz_16QAM_HCH_1750MHz_RB_1_49_NTV



Band4_10MHz_16QAM_HCH_1750MHz_RB_50_0_NTV

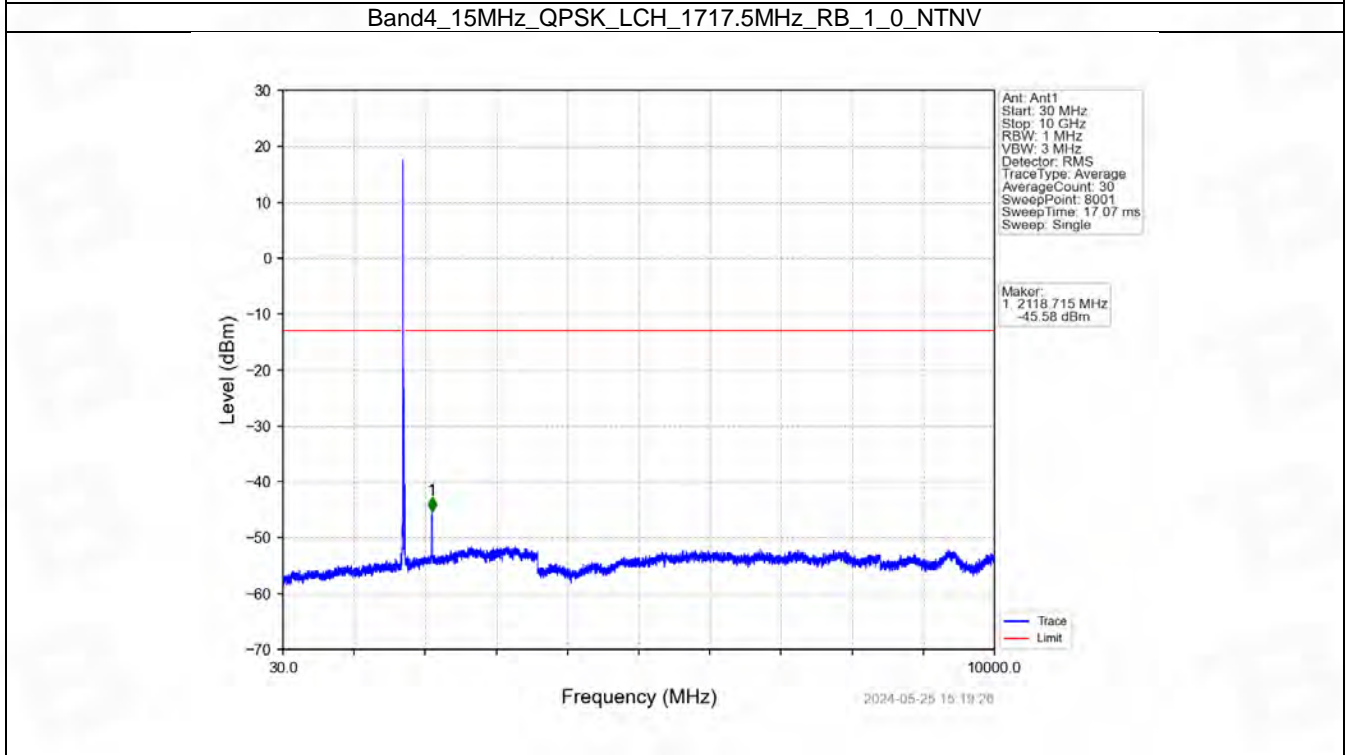
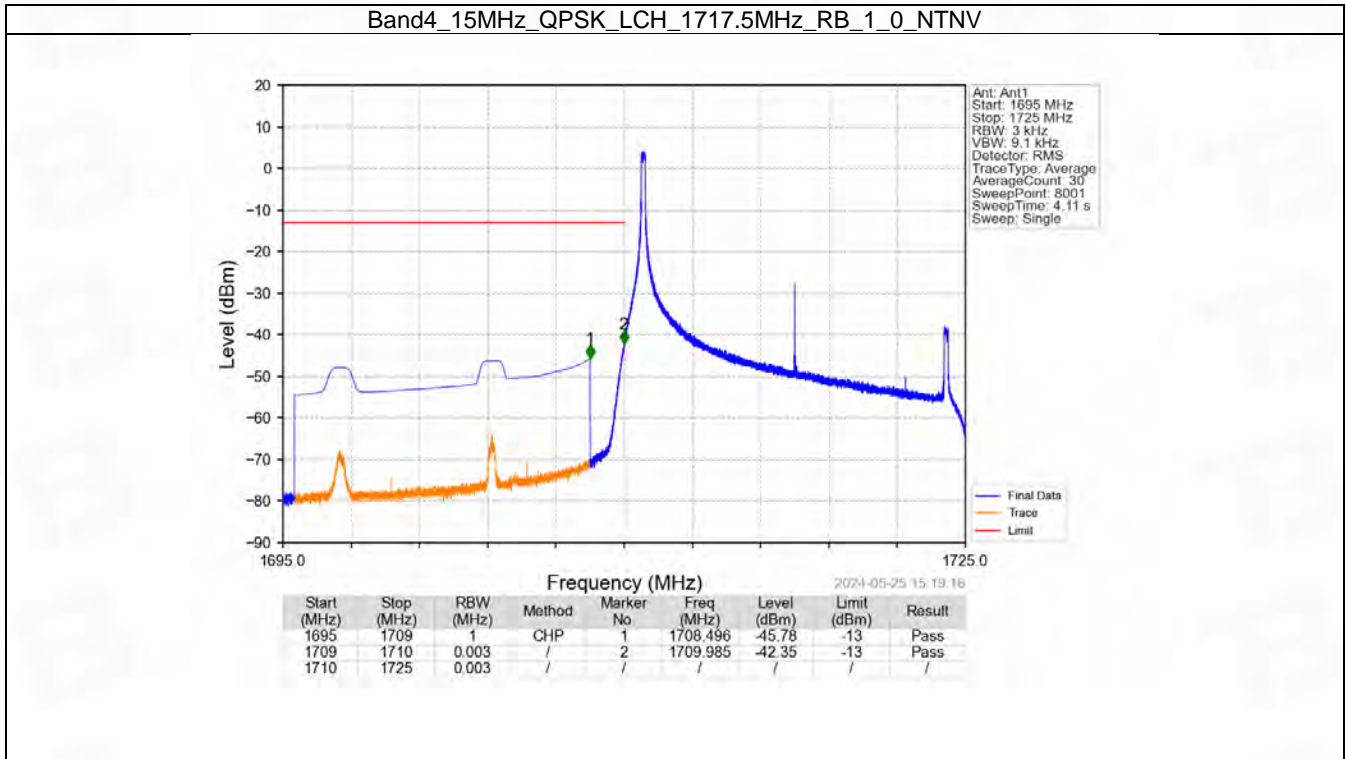


6.5 B4_15MHz

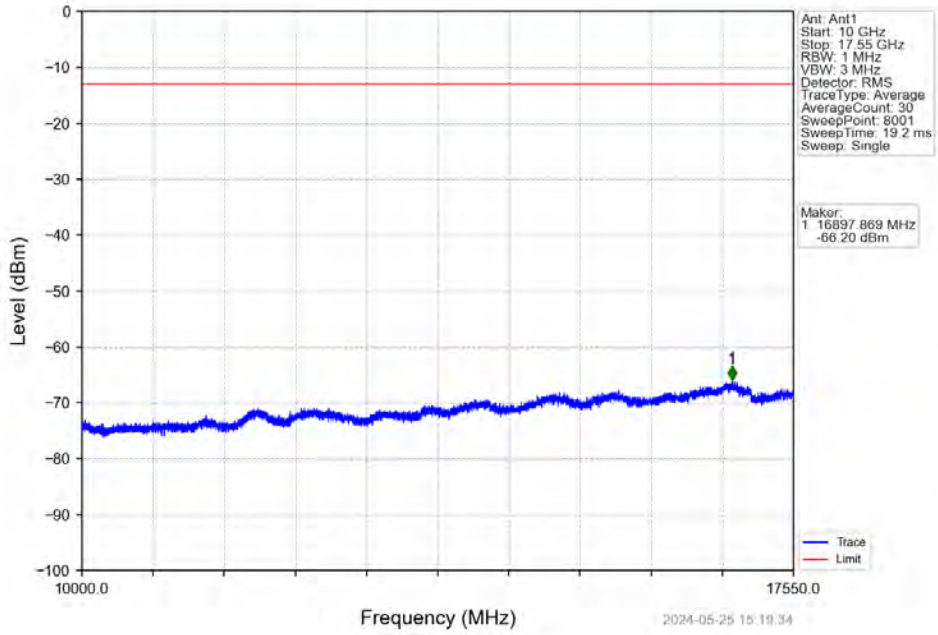
6.5.1 Test Result

Band: 4 / Bandwidth: 15MHz / NTV						
Modulation	Frequency (MHz)	RB Allocation		Spurious Emission		Verdict
		Size	Offset	Result	Limit	
QPSK	1717.5	1	0	Refer To Test Graph		Pass
		75	0	Refer To Test Graph		Pass
	1747.5	1	0	Refer To Test Graph		Pass
		1	74	Refer To Test Graph		Pass
		75	0	Refer To Test Graph		Pass
		75	0	Refer To Test Graph		Pass
16QAM	1717.5	1	0	Refer To Test Graph		Pass
		75	0	Refer To Test Graph		Pass
	1747.5	1	0	Refer To Test Graph		Pass
		1	74	Refer To Test Graph		Pass
		75	0	Refer To Test Graph		Pass
		75	0	Refer To Test Graph		Pass

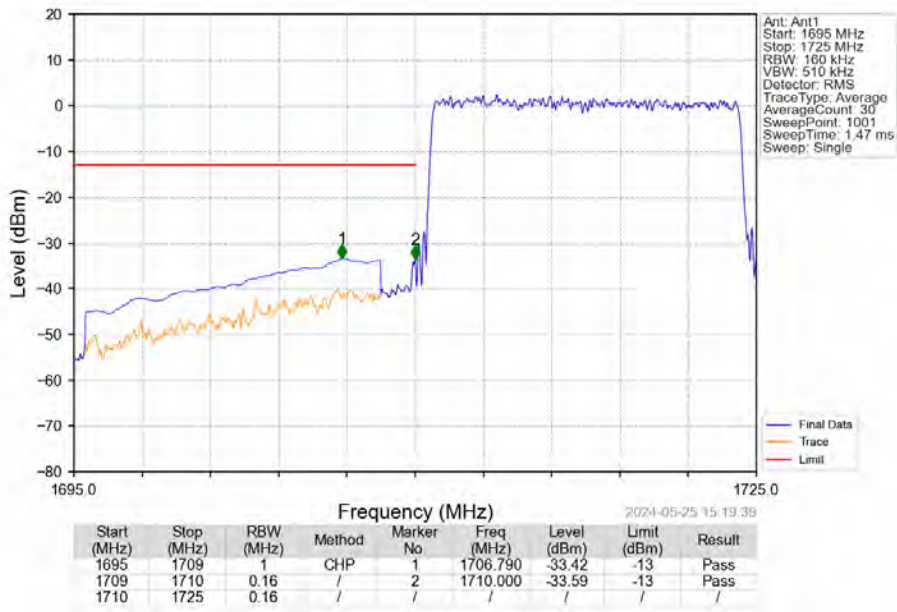
6.5.2 Test Graph



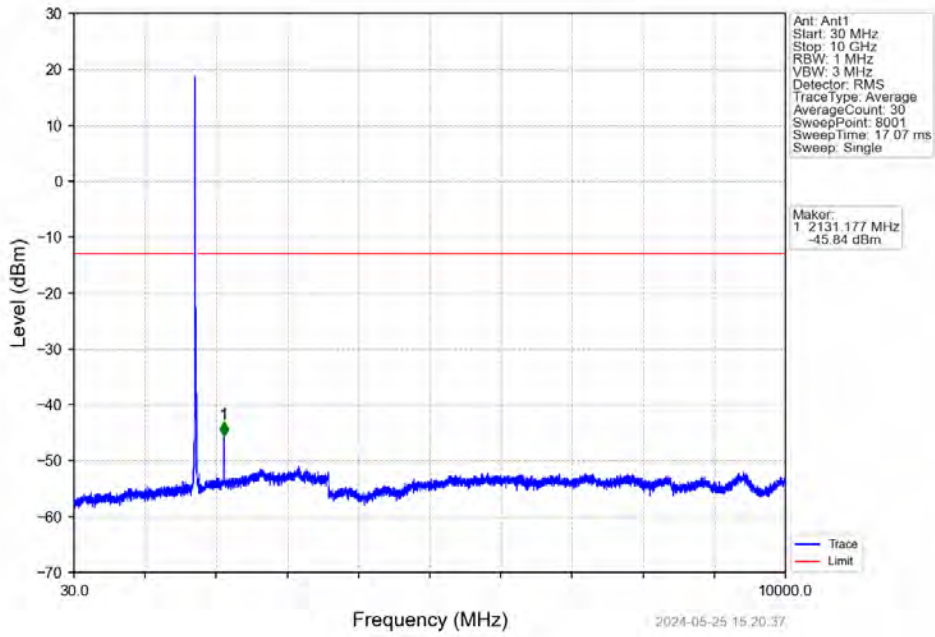
Band4_15MHz_QPSK_LCH_1717.5MHz_RB_1_0_NTNV



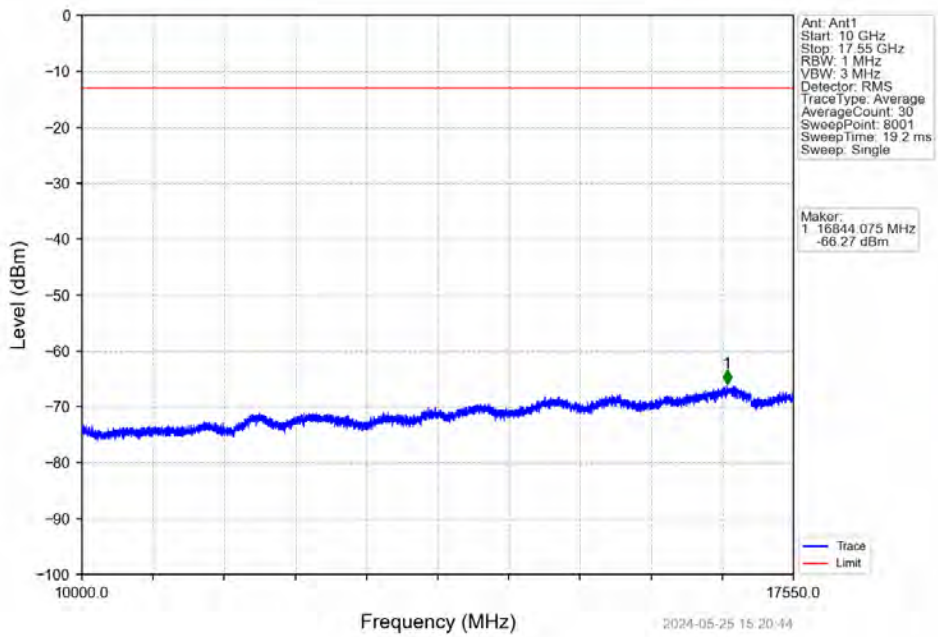
Band4_15MHz_QPSK_LCH_1717.5MHz_RB_75_0_NTNV



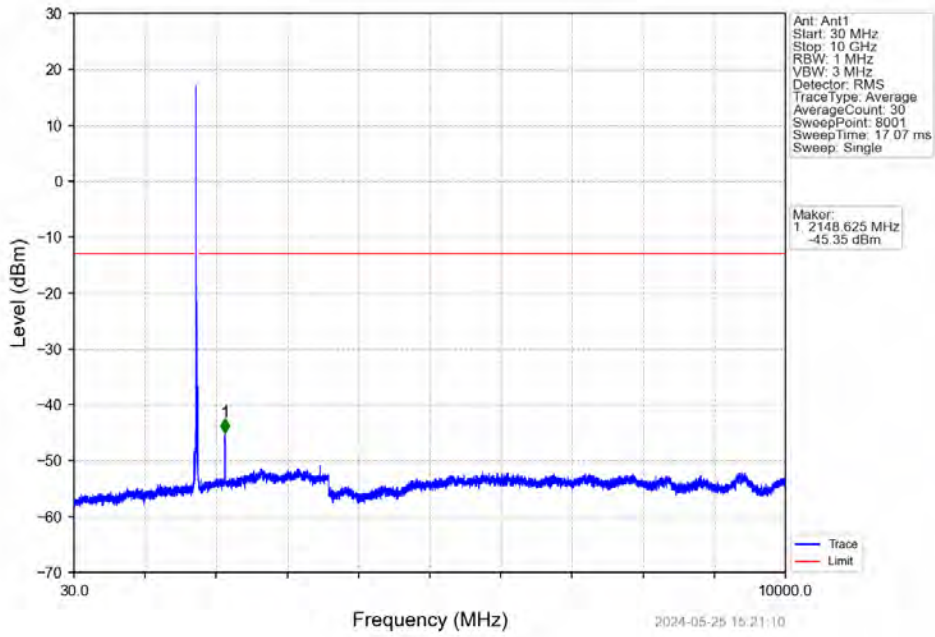
Band4_15MHz_QPSK_MCH_1732.5MHz_RB_1_0_NTNV



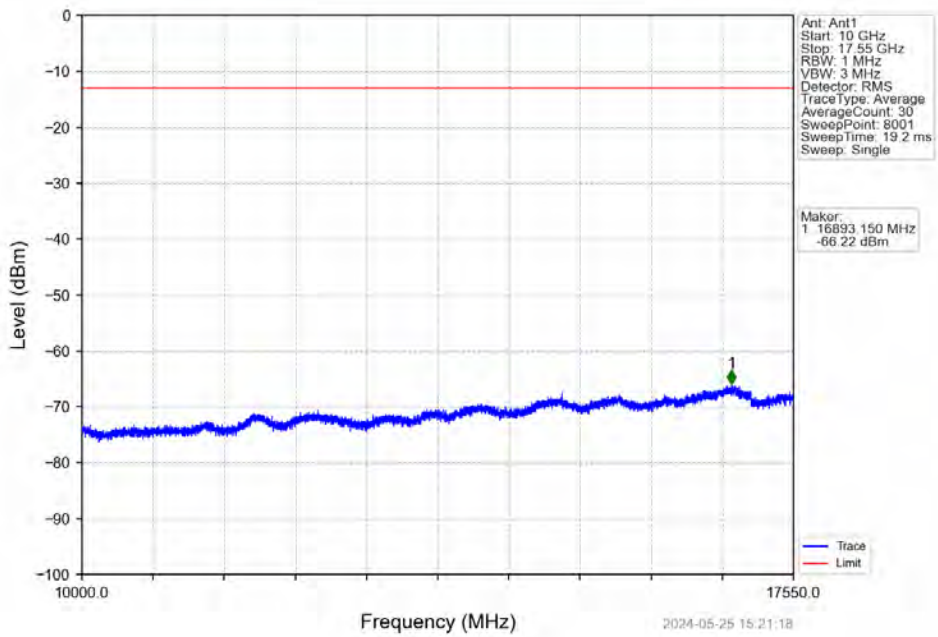
Band4_15MHz_QPSK_MCH_1732.5MHz_RB_1_0_NTNV



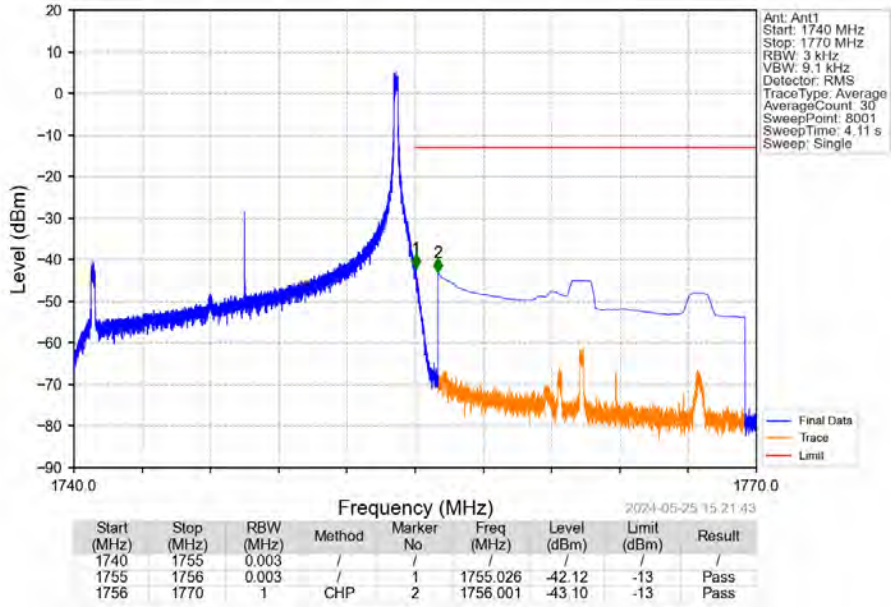
Band4_15MHz_QPSK_HCH_1747.5MHz_RB_1_0_NTNV



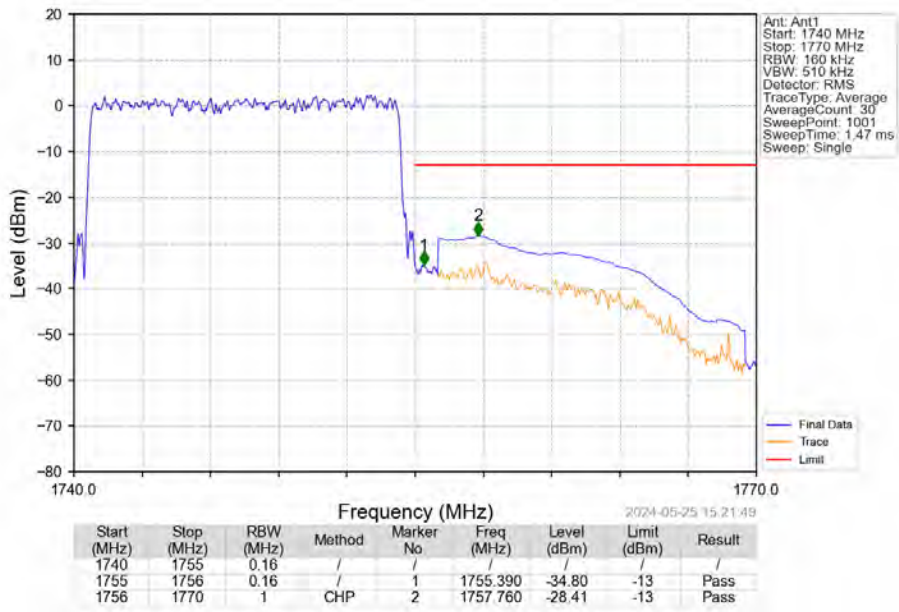
Band4_15MHz_QPSK_HCH_1747.5MHz_RB_1_0_NTNV



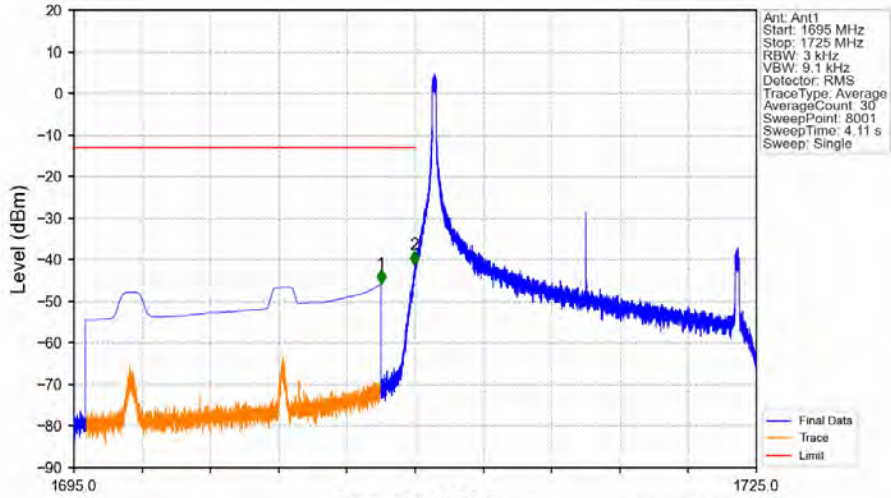
Band4_15MHz_QPSK_HCH_1747.5MHz_RB_1_74_NTNV



Band4_15MHz_QPSK_HCH_1747.5MHz_RB_75_0_NTNV

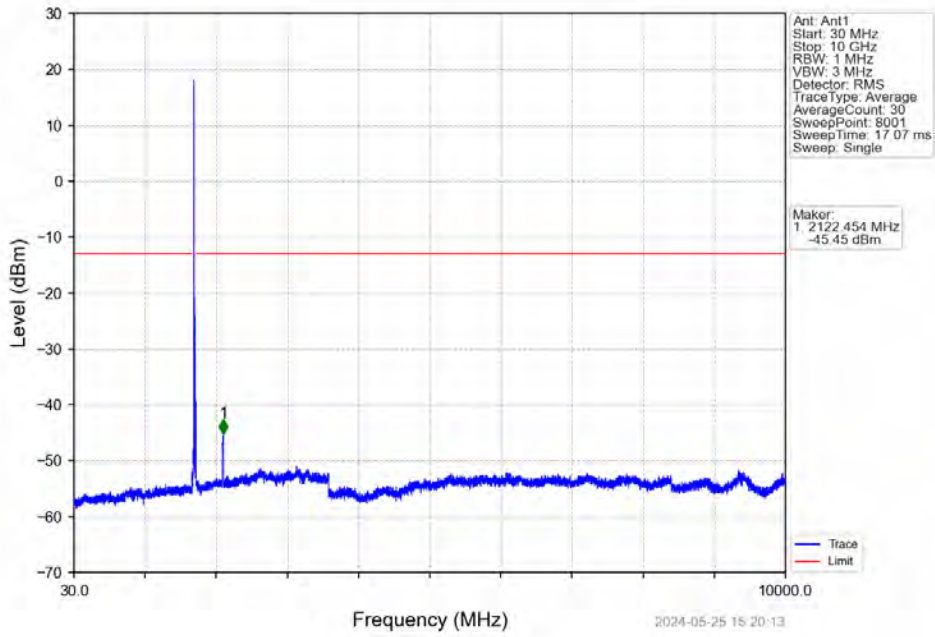


Band4_15MHz_16QAM_LCH_1717.5MHz_RB_1_0_NTV



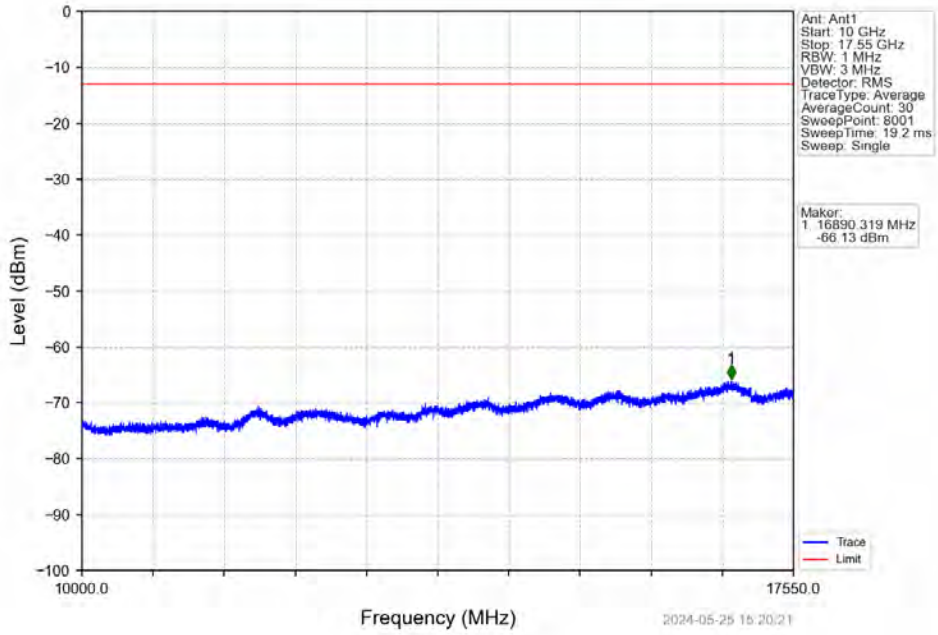
Start (MHz)	Stop (MHz)	RBW (MHz)	Method	Marker No	Freq (MHz)	Level (dBm)	Limit (dBm)	Result
1695	1709	1	CHP	1	1708.496	-45.83	-13	Pass
1709	1710	0.003	/	2	1709.981	-41.22	-13	Pass
1710	1725	0.003	/	/	/	/	/	/

Band4_15MHz_16QAM_LCH_1717.5MHz_RB_1_0_NTV

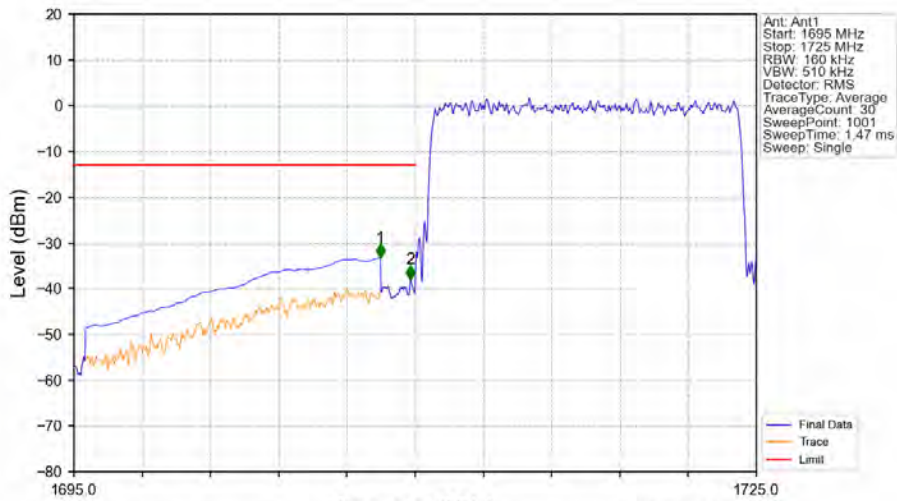


Marker
1 2122.454 MHz
-45.45 dBm

Band4_15MHz_16QAM_LCH_1717.5MHz_RB_1_0_NTNV

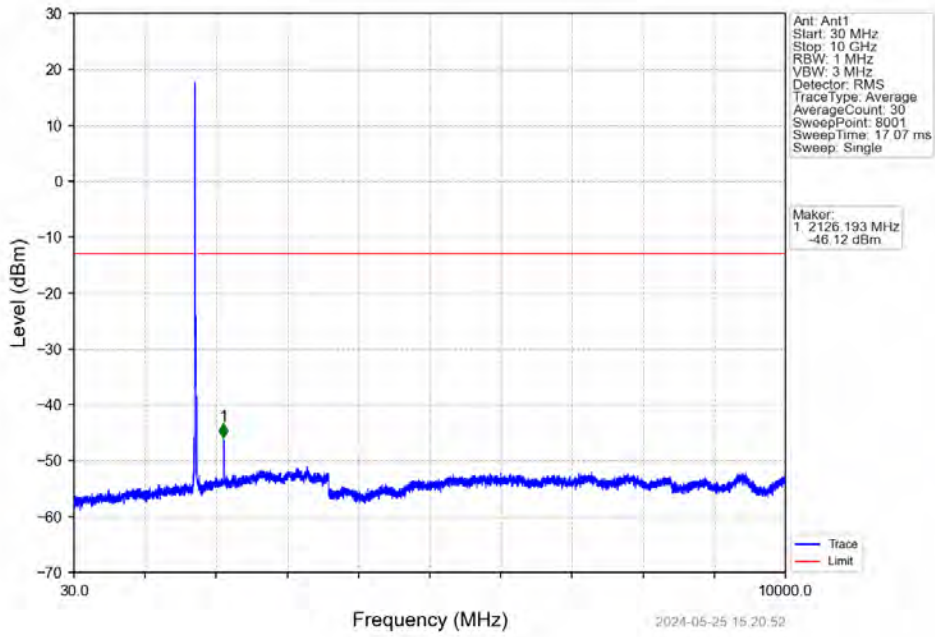


Band4_15MHz_16QAM_LCH_1717.5MHz_RB_75_0_NTNV

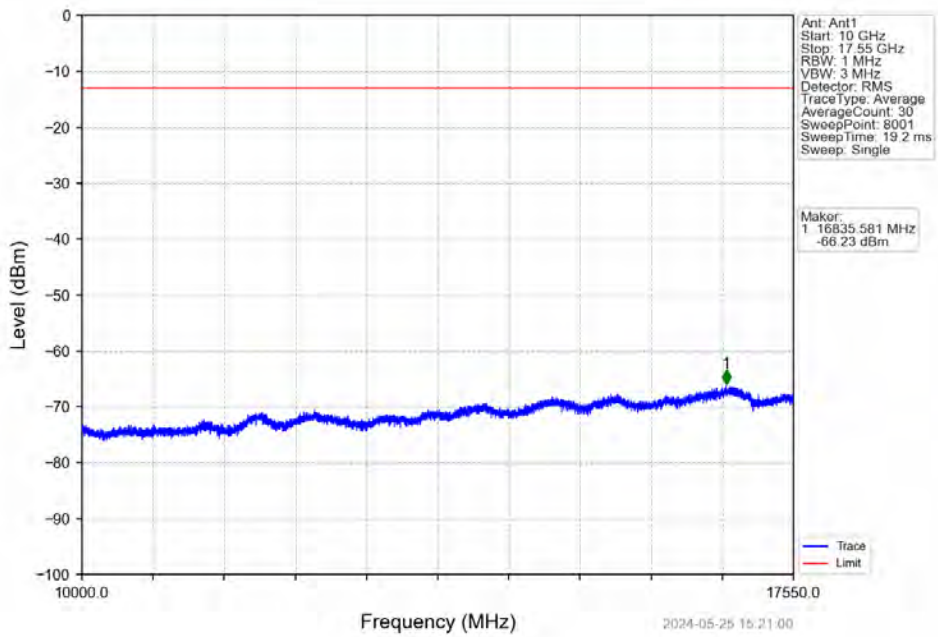


Start (MHz)	Stop (MHz)	RBW (MHz)	Method	Marker No	Freq (MHz)	Level (dBm)	Limit (dBm)	Result
1695	1709	1	CHP	1	1708.470	-33.26	-13	Pass
1709	1710	0.16	/	2	1709.790	-37.97	-13	Pass
1710	1725	0.16	/	/	/	/	/	/

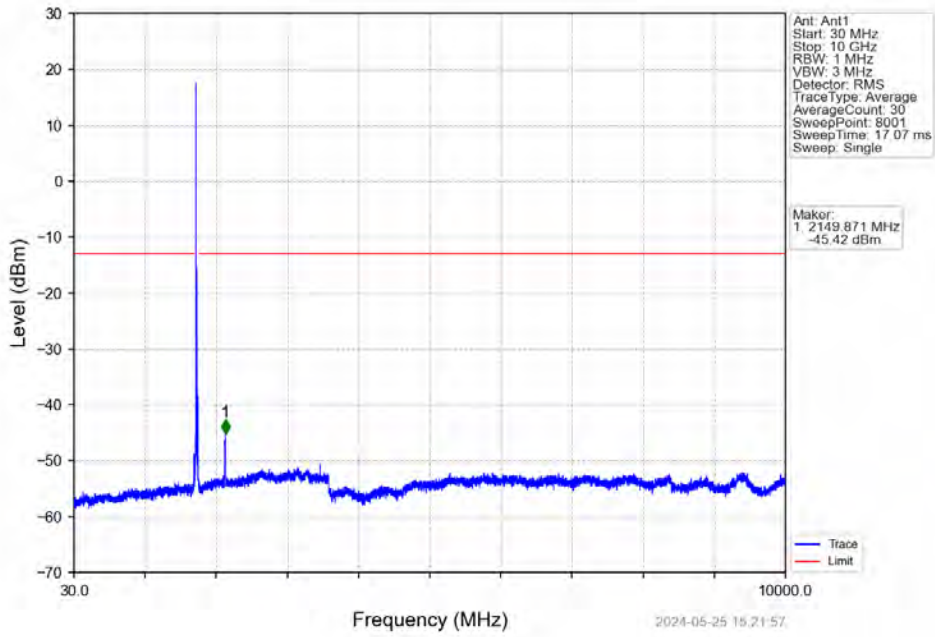
Band4_15MHz_16QAM_MCH_1732.5MHz_RB_1_0_NTNV



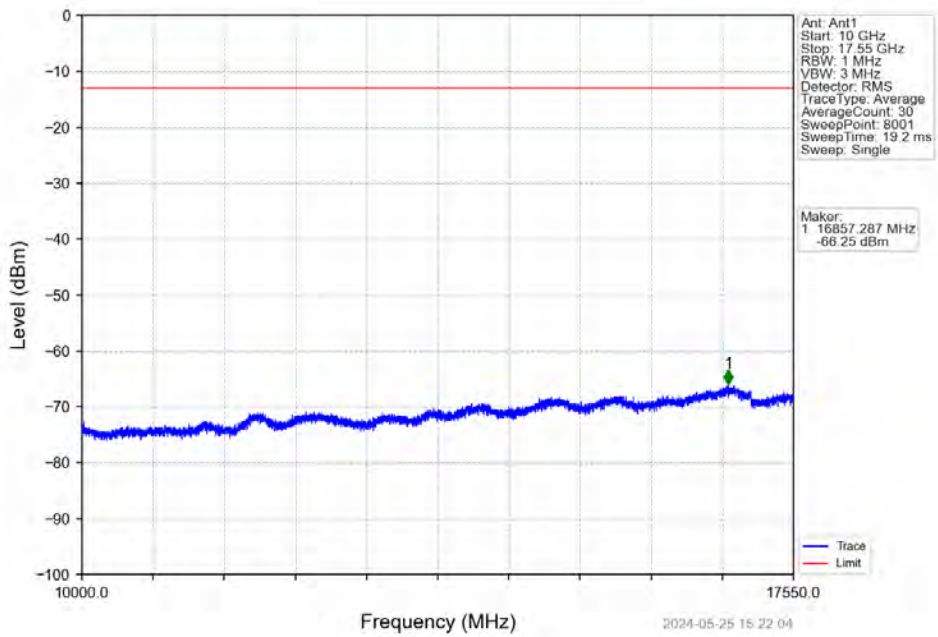
Band4_15MHz_16QAM_MCH_1732.5MHz_RB_1_0_NTNV



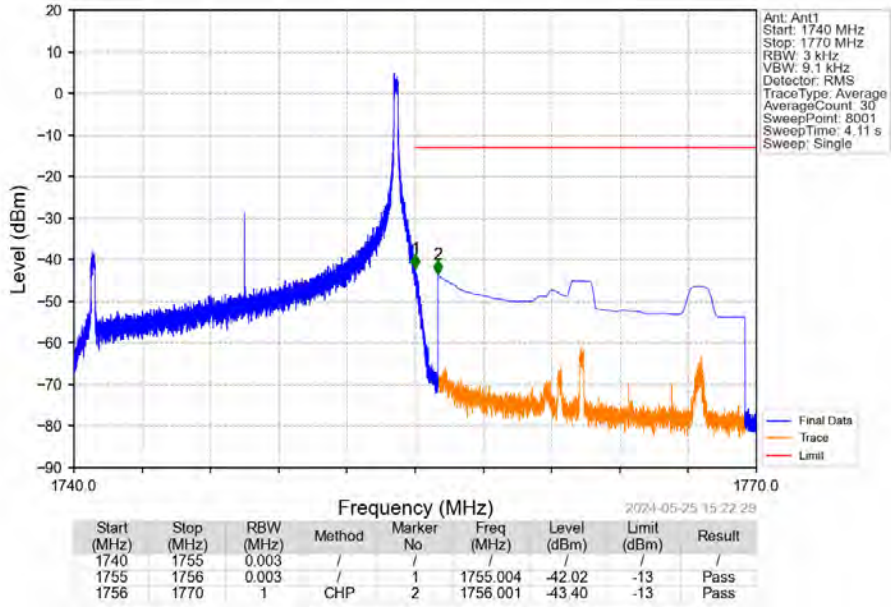
Band4_15MHz_16QAM_HCH_1747.5MHz_RB_1_0_NTNV



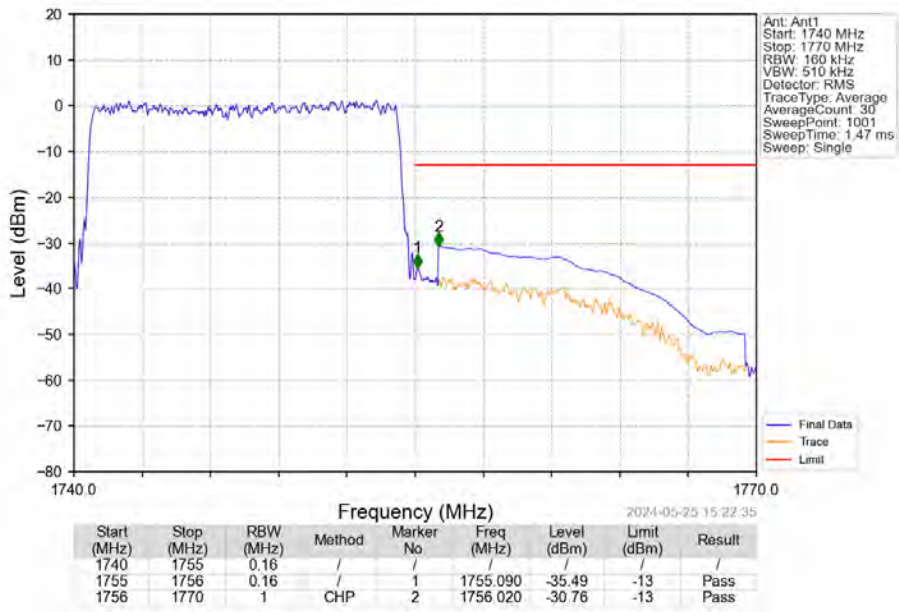
Band4_15MHz_16QAM_HCH_1747.5MHz_RB_1_0_NTNV



Band4_15MHz_16QAM_HCH_1747.5MHz_RB_1_74_NTNV



Band4_15MHz_16QAM_HCH_1747.5MHz_RB_75_0_NTNV

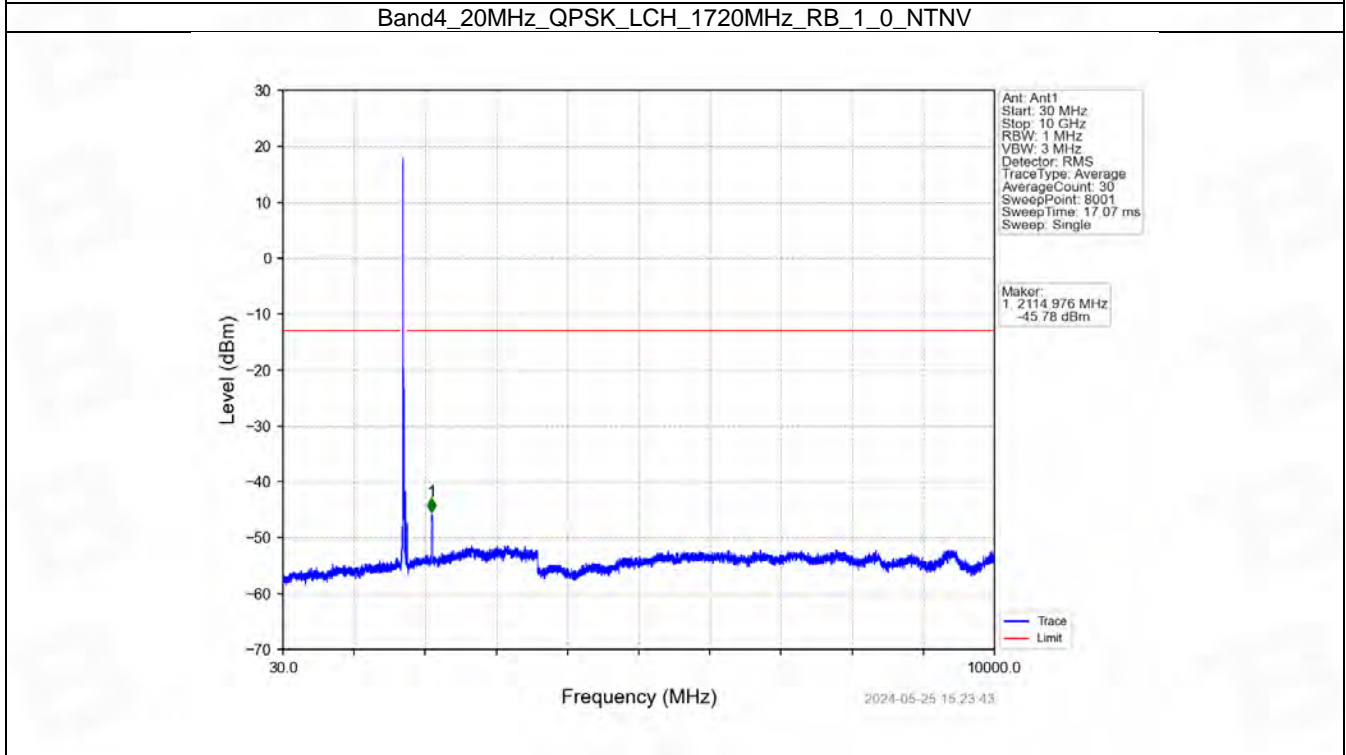
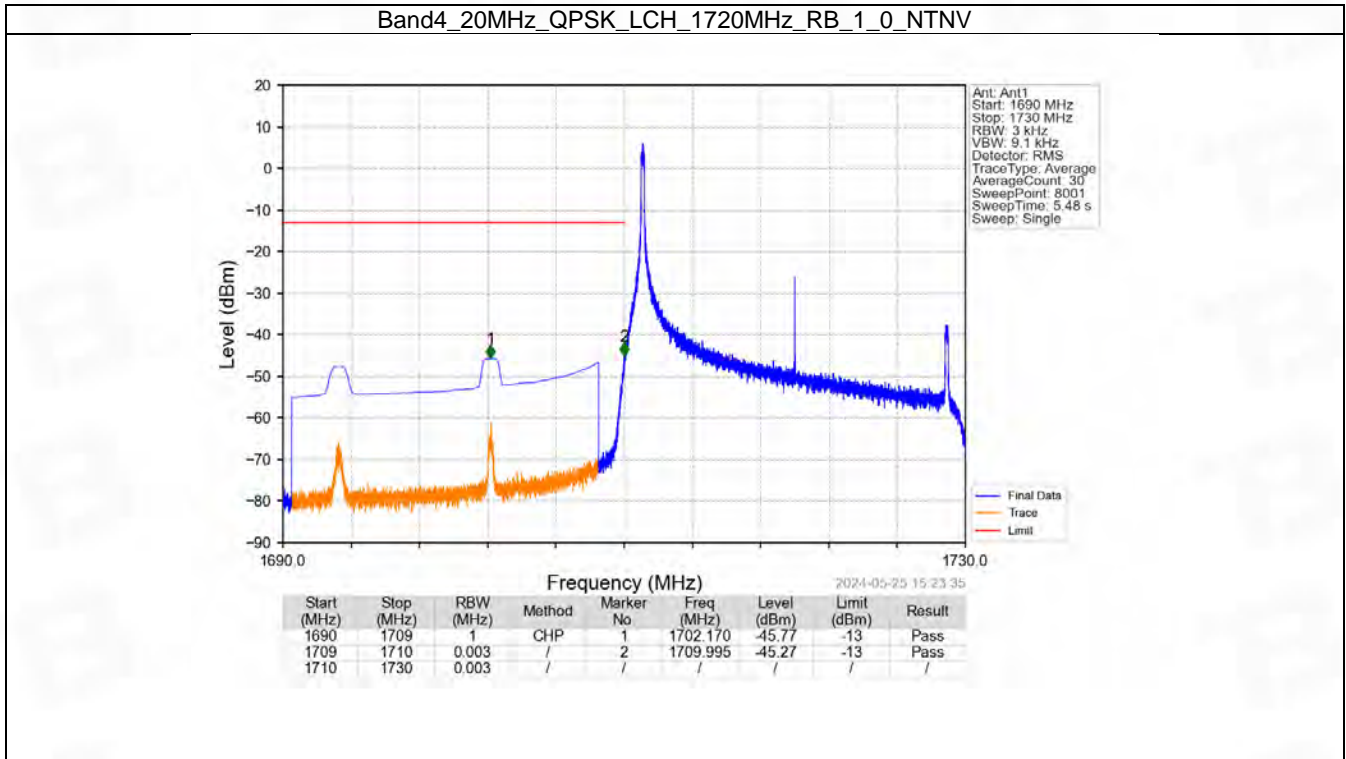


6.6 B4_20MHz

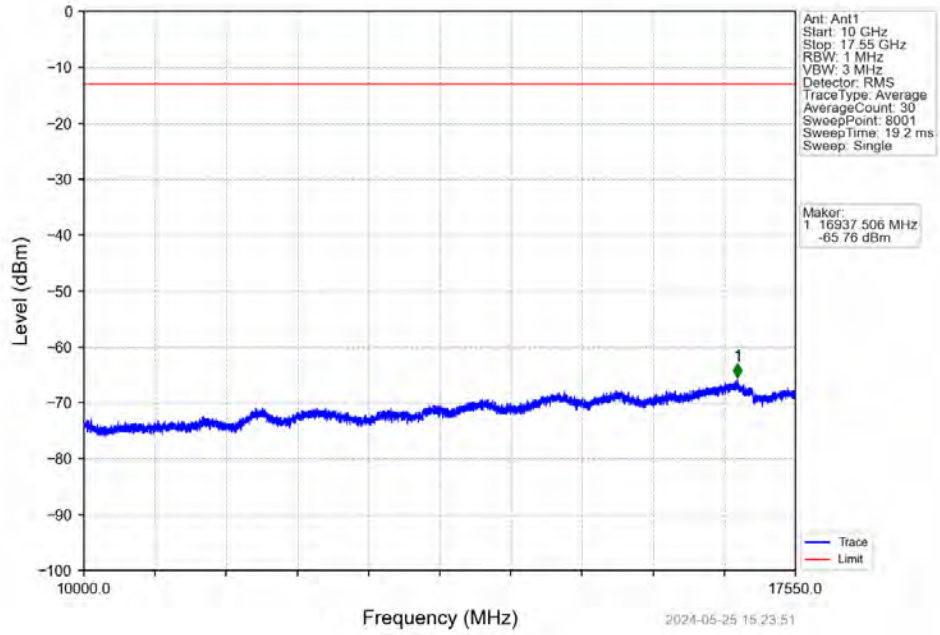
6.6.1 Test Result

Band: 4 / Bandwidth: 20MHz / NTV						
Modulation	Frequency (MHz)	RB Allocation		Spurious Emission		Verdict
		Size	Offset	Result	Limit	
QPSK	1720	1	0	Refer To Test Graph		Pass
		100	0	Refer To Test Graph		Pass
	1745	1	0	Refer To Test Graph		Pass
		1	99	Refer To Test Graph		Pass
		100	0	Refer To Test Graph		Pass
		100	0	Refer To Test Graph		Pass
16QAM	1720	1	0	Refer To Test Graph		Pass
		100	0	Refer To Test Graph		Pass
	1745	1	0	Refer To Test Graph		Pass
		1	99	Refer To Test Graph		Pass
		100	0	Refer To Test Graph		Pass
		100	0	Refer To Test Graph		Pass

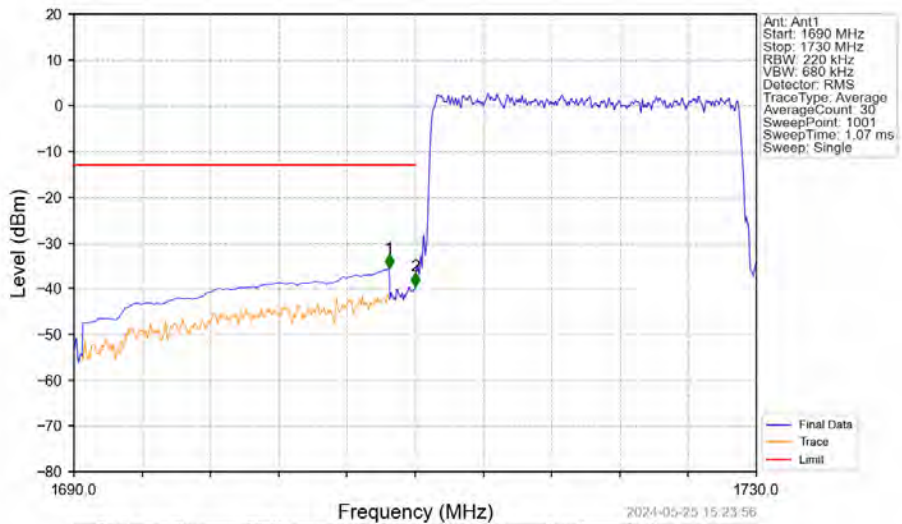
6.6.2 Test Graph



Band4_20MHz_QPSK_LCH_1720MHz_RB_1_0_NTNV

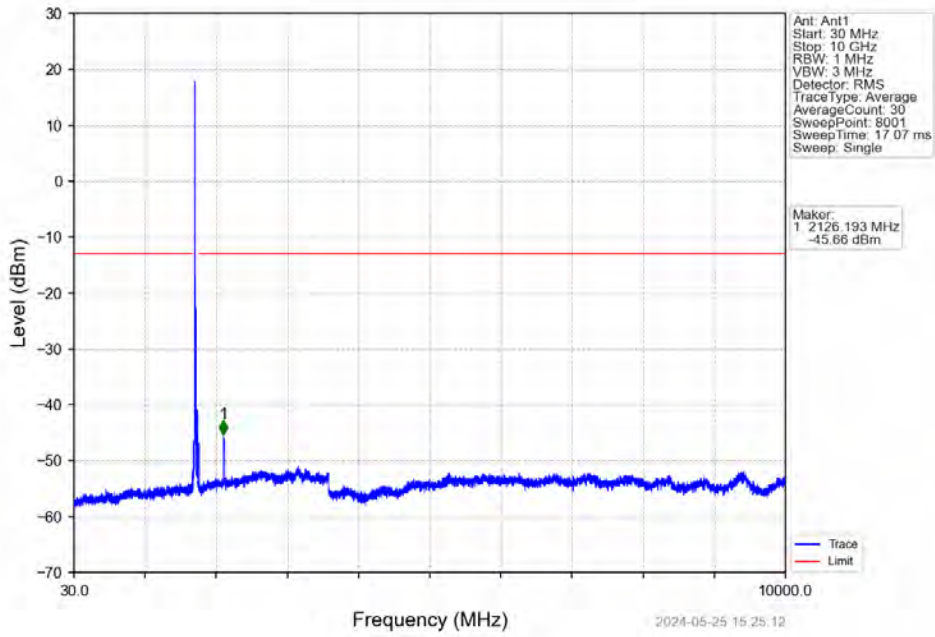


Band4_20MHz_QPSK_LCH_1720MHz_RB_100_0_NTNV

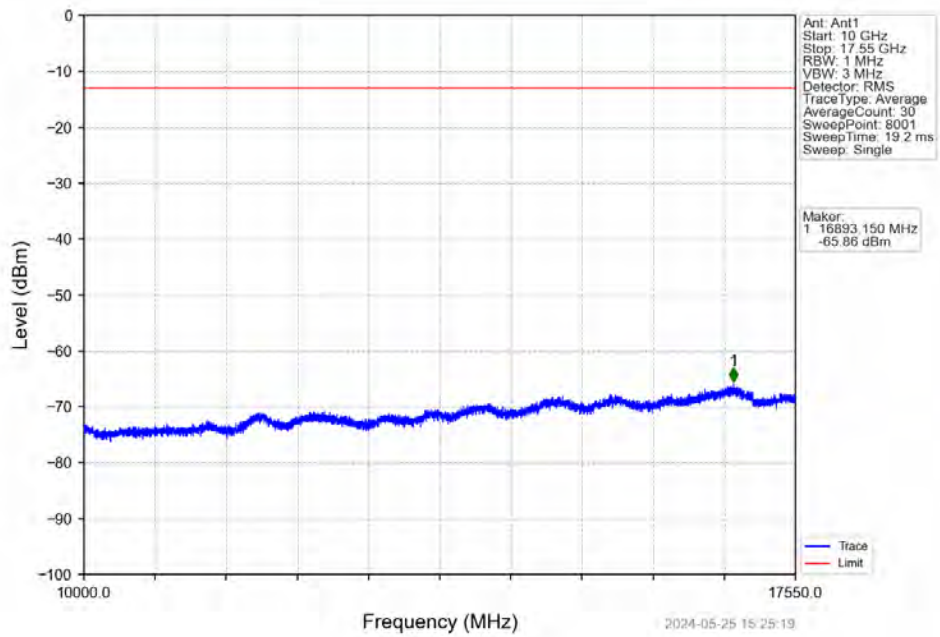


Start (MHz)	Stop (MHz)	RBW (MHz)	Method	Marker No	Freq (MHz)	Level (dBm)	Limit (dBm)	Result
1690	1709	1	CHP	1	1708.480	-35.56	-13	Pass
1709	1710	0.22	/	2	1710.000	-39.53	-13	Pass
1710	1730	0.22	/	/	/	/	/	/

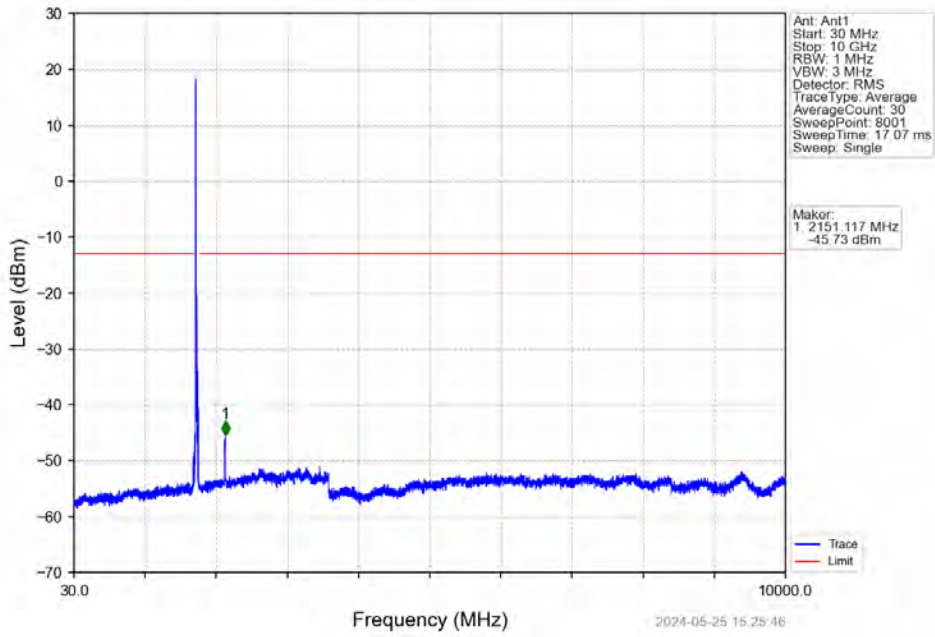
Band4_20MHz_QPSK_MCH_1732.5MHz_RB_1_0_NTNV



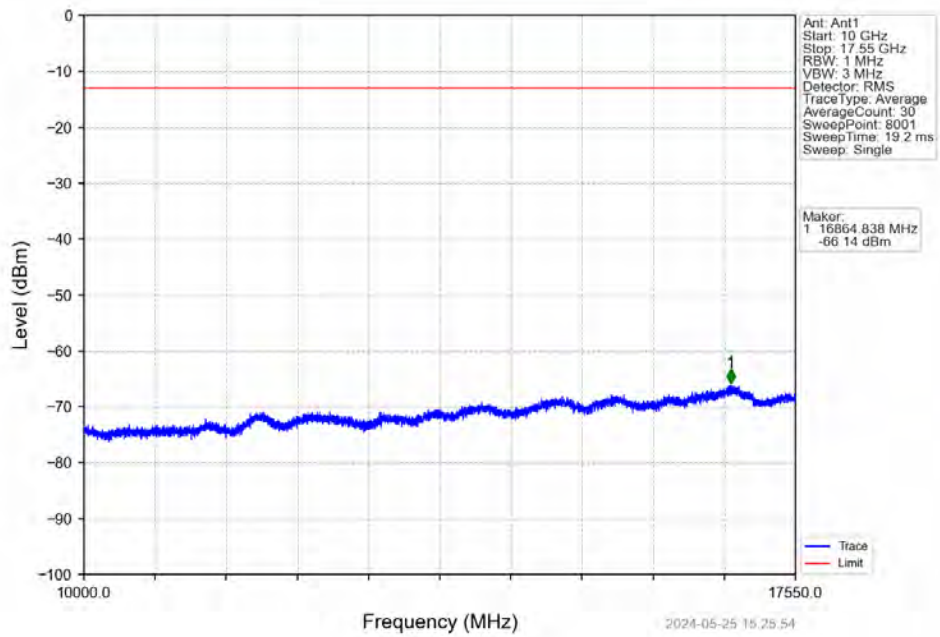
Band4_20MHz_QPSK_MCH_1732.5MHz_RB_1_0_NTNV



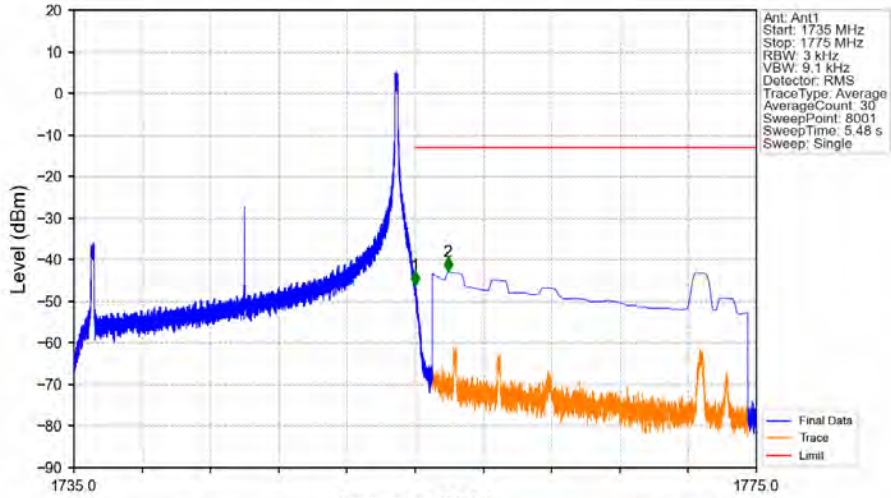
Band4_20MHz_QPSK_HCH_1745MHz_RB_1_0_NTNV



Band4_20MHz_QPSK_HCH_1745MHz_RB_1_0_NTNV

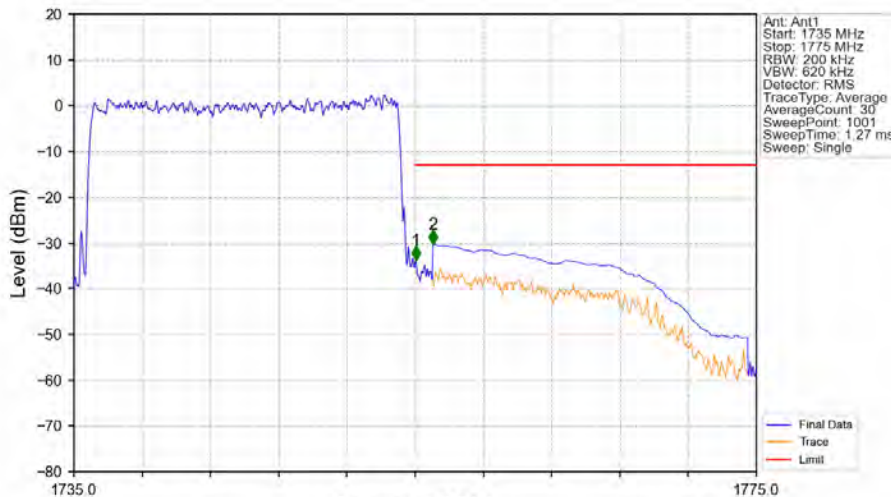


Band4_20MHz_QPSK_HCH_1745MHz_RB_1_99_NTNV



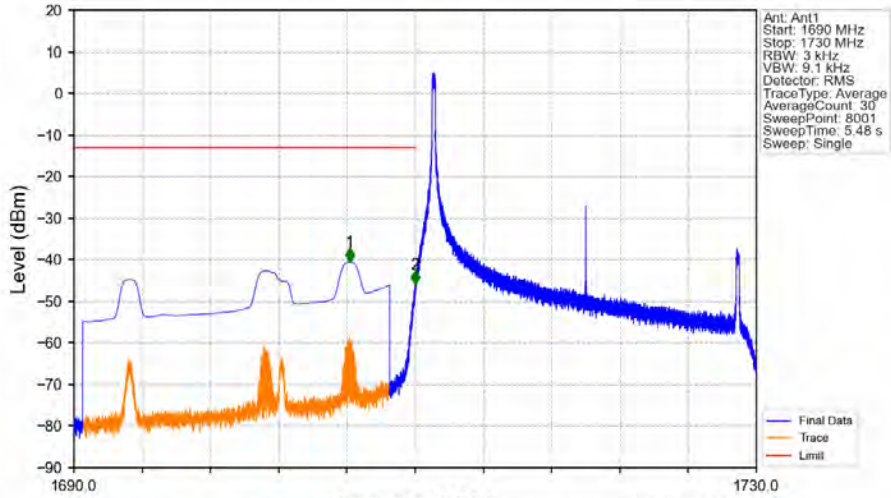
Start (MHz)	Stop (MHz)	RBW (MHz)	Method	Marker No	Freq (MHz)	Level (dBm)	Limit (dBm)	Result
1735	1755	0.003	/	1	1755.000	-46.17	-13	Pass
1755	1756	0.003	CHP	2	1756.920	-42.92	-13	Pass

Band4_20MHz_QPSK_HCH_1745MHz_RB_100_0_NTNV



Start (MHz)	Stop (MHz)	RBW (MHz)	Method	Marker No	Freq (MHz)	Level (dBm)	Limit (dBm)	Result
1735	1755	0.2	/	1	1755.040	-33.77	-13	Pass
1755	1756	0.2	CHP	2	1756.040	-30.24	-13	Pass

Band4_20MHz_16QAM_LCH_1720MHz_RB_1_0_NTNV



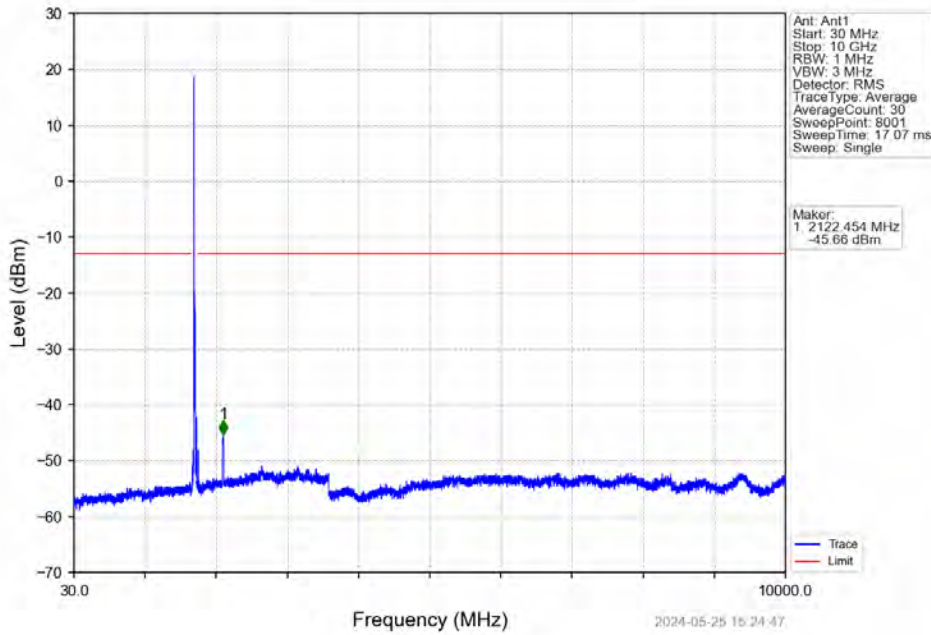
Start (MHz)	Stop (MHz)	RBW (MHz)	Method	Marker No	Freq (MHz)	Level (dBm)	Limit (dBm)	Result
1690	1709	1	CHP	1	1706.150	-40.50	-13	Pass
1709	1710	0.003	/	2	1709.995	-45.91	-13	Pass
1710	1730	0.003	/	/	/	/	/	/

Ant: Ant1
 Start: 1690 MHz
 Stop: 1730 MHz
 RBW: 3 kHz
 VBW: 9.1 kHz
 Detector: RMS
 TraceType: Average
 AverageCount: 30
 SweepPoint: 8001
 SweepTime: 5.48 s
 Sweep: Single

Final Data
 Trace
 Limit

2024-05-25 15:24:39

Band4_20MHz_16QAM_LCH_1720MHz_RB_1_0_NTNV



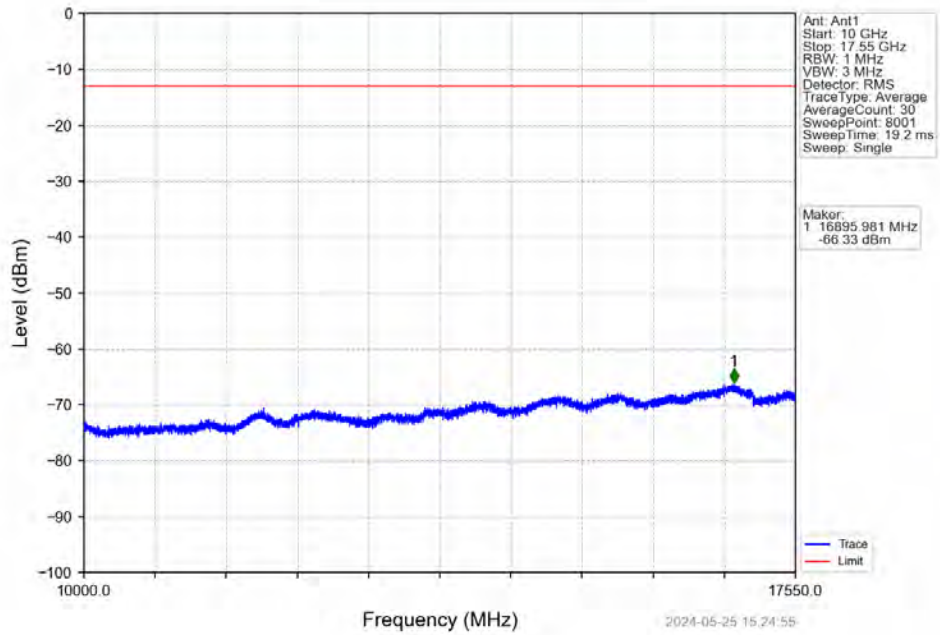
Ant: Ant1
 Start: 30 MHz
 Stop: 10 GHz
 RBW: 1 MHz
 VBW: 3 MHz
 Detector: RMS
 TraceType: Average
 AverageCount: 30
 SweepPoint: 8001
 SweepTime: 17.07 ms
 Sweep: Single

Marker
 1 2122.454 MHz
 -45.66 dBm

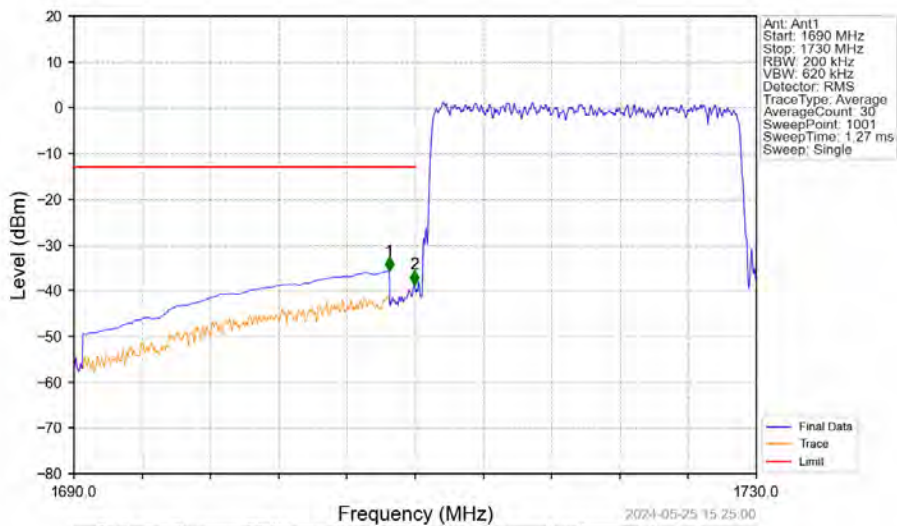
Trace
 Limit

2024-05-25 15:24:47

Band4_20MHz_16QAM_LCH_1720MHz_RB_1_0_NTNV

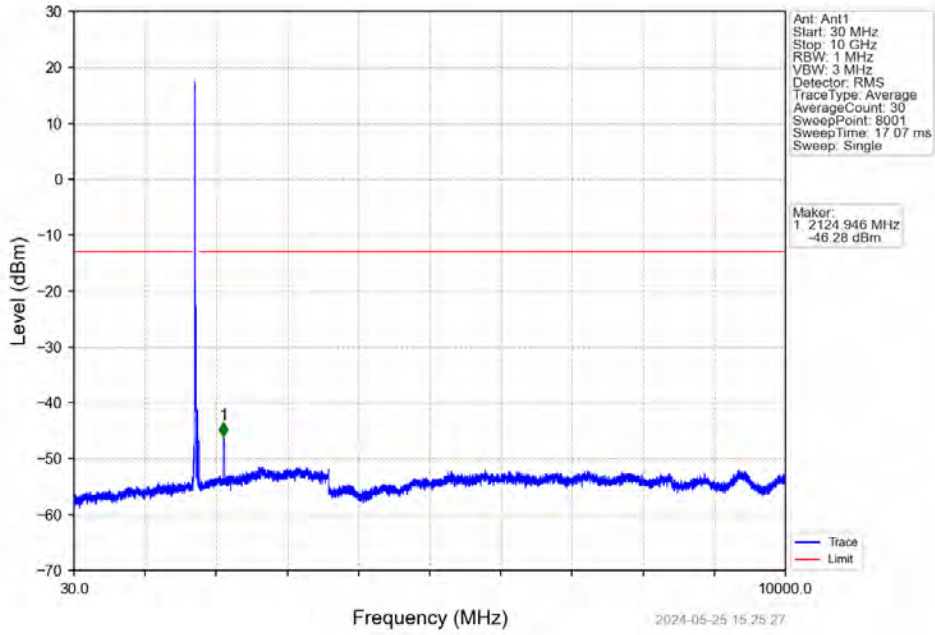


Band4_20MHz_16QAM_LCH_1720MHz_RB_100_0_NTNV

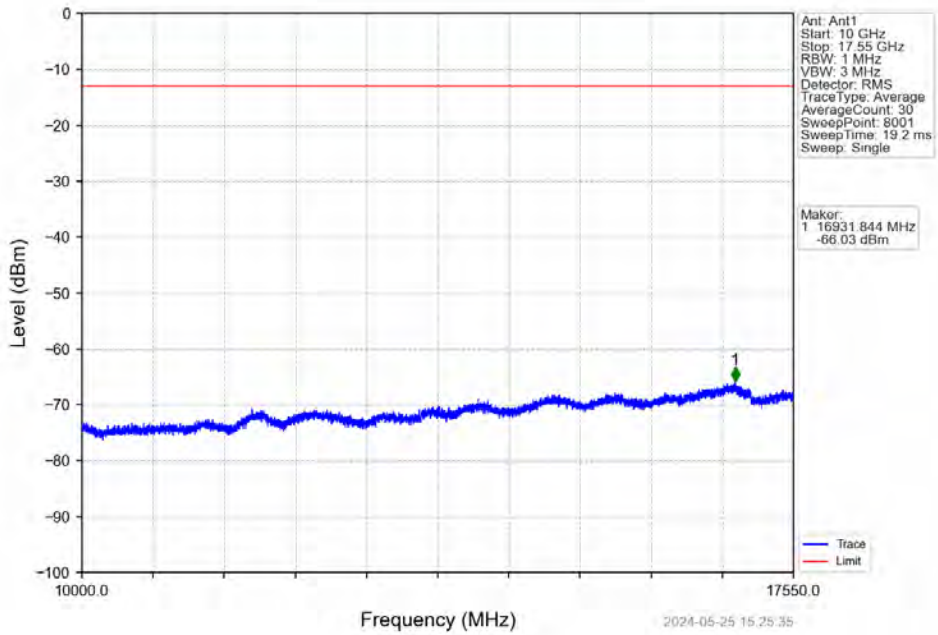


Start (MHz)	Stop (MHz)	RBW (MHz)	Method	Marker No	Freq (MHz)	Level (dBm)	Limit (dBm)	Result
1690	1709	1	CHP	1	1708.480	-35.71	-13	Pass
1709	1710	0.2	/	2	1709.960	-38.66	-13	Pass
1710	1730	0.2	/	/	/	/	/	/

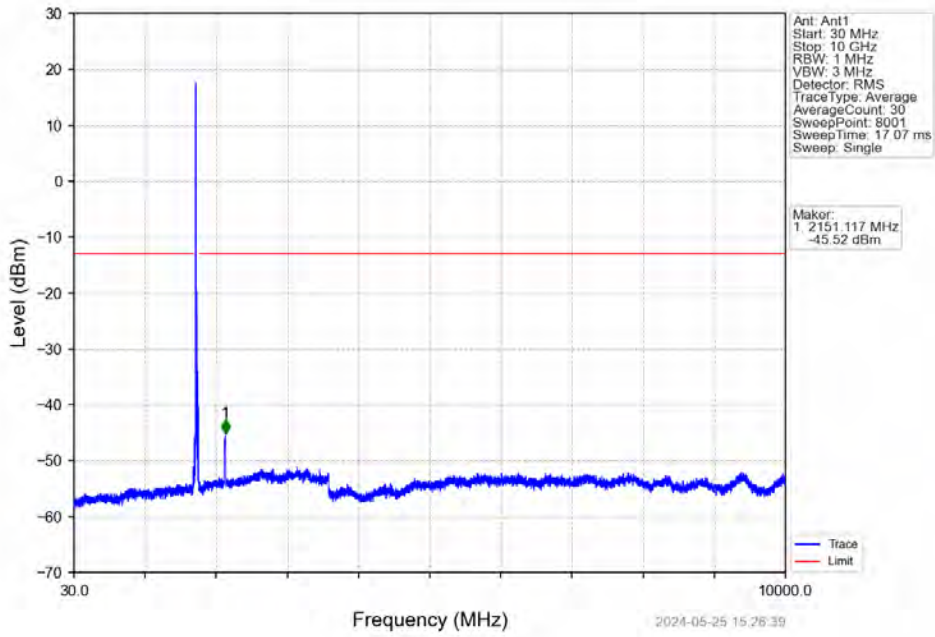
Band4_20MHz_16QAM_MCH_1732.5MHz_RB_1_0_NTNV



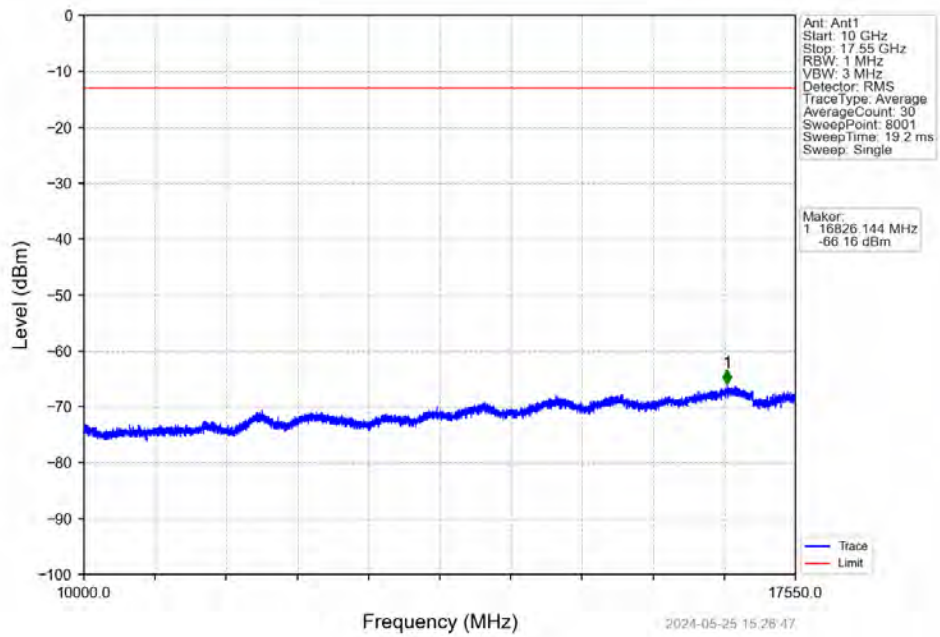
Band4_20MHz_16QAM_MCH_1732.5MHz_RB_1_0_NTNV



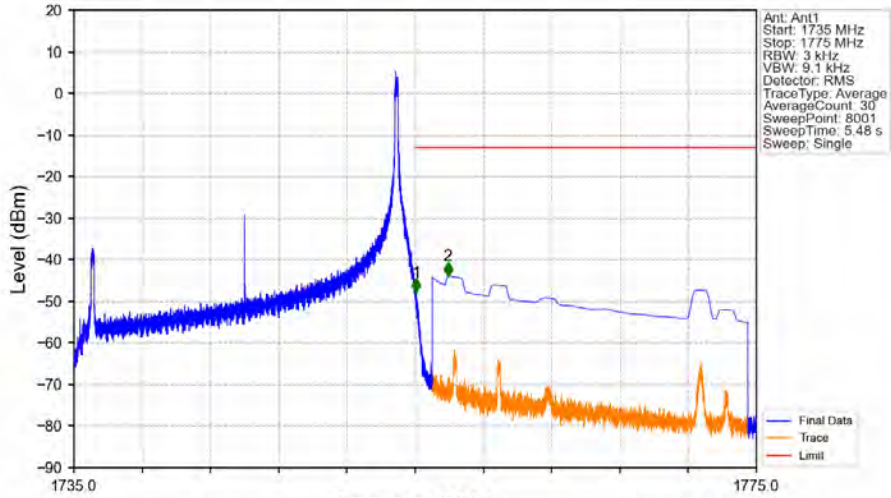
Band4_20MHz_16QAM_HCH_1745MHz_RB_1_0_NTNV



Band4_20MHz_16QAM_HCH_1745MHz_RB_1_0_NTNV

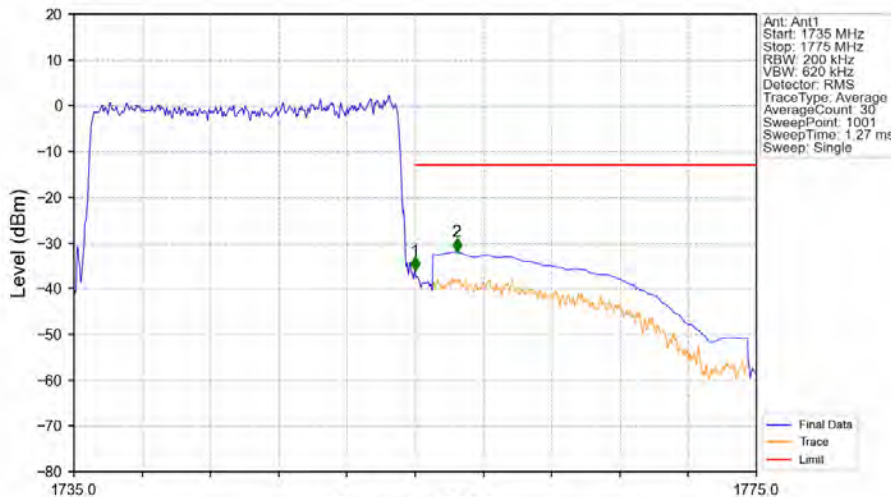


Band4_20MHz_16QAM_HCH_1745MHz_RB_1_99_NTV



Start (MHz)	Stop (MHz)	RBW (MHz)	Method	Marker No	Freq (MHz)	Level (dBm)	Limit (dBm)	Result
1735	1755	0.003	/	1	1755.060	-47.91	-13	Pass
1755	1756	0.003	CHP	2	1756.920	-43.93	-13	Pass

Band4_20MHz_16QAM_HCH_1745MHz_RB_100_0_NTV



Start (MHz)	Stop (MHz)	RBW (MHz)	Method	Marker No	Freq (MHz)	Level (dBm)	Limit (dBm)	Result
1735	1755	0.2	/	1	1755.000	-36.07	-13	Pass
1755	1775	1	CHP	2	1757.440	-31.97	-13	Pass

7. Form731

7.1 Form731_Power

7.1.1 Test Result

Band	BW	Lower Freq	High Freq	MAX Power (W)	Value	Hz/ppm	Emission Designator	Rule Parts	MAX Power (dBm)
4	1.4	1710.7	1754.3	0.1795	0.0239	ppm	1M11G7D	27L	22.54
4	1.4	1710.7	1754.3	0.1663	0.0204	ppm	1M12W7D	27L	22.21
4	3	1711.5	1753.5	0.1746	0.0222	ppm	2M77G7D	27L	22.42
4	3	1711.5	1753.5	0.1824	0.0264	ppm	2M77W7D	27L	22.61
4	5	1712.5	1752.5	0.1762	0.0250	ppm	4M57G7D	27L	22.46
4	5	1712.5	1752.5	0.1603	0.0257	ppm	4M58W7D	27L	22.05
4	10	1715	1750	0.1722	0.0225	ppm	9M09G7D	27L	22.36
4	10	1715	1750	0.1954	0.0242	ppm	9M10W7D	27L	22.91
4	15	1717.5	1747.5	0.1750	0.0207	ppm	13M6G7D	27L	22.43
4	15	1717.5	1747.5	0.1694	0.0268	ppm	13M6W7D	27L	22.29
4	20	1720	1745	0.1824	0.0194	ppm	18M2G7D	27L	22.61
4	20	1720	1745	0.1919	0.0213	ppm	18M2W7D	27L	22.83

7.2 Form731_EIRP

7.2.1 Test Result

Band	BW	Lower Freq	High Freq	MAX Power (W)	Value	Hz/ppm	Emission Designator	Rule Parts	MAX Power (dBm)
4	1.4	1710.7	1754.3	0.2218	0.0239	ppm	1M11G7D	27L	23.46
4	1.4	1710.7	1754.3	0.2056	0.0204	ppm	1M12W7D	27L	23.13
4	3	1711.5	1753.5	0.2158	0.0222	ppm	2M77G7D	27L	23.34
4	3	1711.5	1753.5	0.2254	0.0264	ppm	2M77W7D	27L	23.53
4	5	1712.5	1752.5	0.2178	0.0250	ppm	4M57G7D	27L	23.38
4	5	1712.5	1752.5	0.1982	0.0257	ppm	4M58W7D	27L	22.97
4	10	1715	1750	0.2128	0.0225	ppm	9M09G7D	27L	23.28
4	10	1715	1750	0.2415	0.0242	ppm	9M10W7D	27L	23.83
4	15	1717.5	1747.5	0.2163	0.0207	ppm	13M6G7D	27L	23.35
4	15	1717.5	1747.5	0.2094	0.0268	ppm	13M6W7D	27L	23.21
4	20	1720	1745	0.2254	0.0194	ppm	18M2G7D	27L	23.53
4	20	1720	1745	0.2371	0.0213	ppm	18M2W7D	27L	23.75