

1. Effective (Isotropic) Radiated Power Output Data

1.1 Band2_EIRP

1.1.1 Test Result

Band: 2									
ENV	Mode		Frequency (MHz)	Conducted Power (dBm)	Gain (dBi)	EIRP (dBm)		Verdict	
	Network	Subset				Result	Limit		
NTNV	RMC	12.2kbps RMC	1852.4	21.95	0.81	22.76	<=33.01	Pass	
			1880	21.92	0.81	22.73	<=33.01	Pass	
			1907.6	22.00	0.81	22.81	<=33.01	Pass	
	HSDPA	Subtest 1	1852.4	20.89	0.81	21.70	<=33.01	Pass	
		Subtest 2	1852.4	20.88	0.81	21.69	<=33.01	Pass	
		Subtest 3	1852.4	20.88	0.81	21.69	<=33.01	Pass	
		Subtest 4	1852.4	20.84	0.81	21.65	<=33.01	Pass	
		Subtest 1	1880	21.42	0.81	22.23	<=33.01	Pass	
		Subtest 2	1880	21.43	0.81	22.24	<=33.01	Pass	
		Subtest 3	1880	21.44	0.81	22.25	<=33.01	Pass	
		Subtest 4	1880	21.39	0.81	22.20	<=33.01	Pass	
		Subtest 1	1907.6	21.48	0.81	22.29	<=33.01	Pass	
		Subtest 2	1907.6	21.49	0.81	22.30	<=33.01	Pass	
		Subtest 3	1907.6	21.49	0.81	22.30	<=33.01	Pass	
		Subtest 4	1907.6	21.44	0.81	22.25	<=33.01	Pass	
		HSUPA	Subtest 1	1852.4	18.73	0.81	19.54	<=33.01	Pass
			Subtest 2	1852.4	18.88	0.81	19.69	<=33.01	Pass
			Subtest 3	1852.4	18.86	0.81	19.67	<=33.01	Pass
	Subtest 4		1852.4	18.63	0.81	19.44	<=33.01	Pass	
	Subtest 5		1852.4	18.38	0.81	19.19	<=33.01	Pass	
	Subtest 1		1880	19.40	0.81	20.21	<=33.01	Pass	
	Subtest 2		1880	19.18	0.81	19.99	<=33.01	Pass	
	Subtest 3		1880	18.94	0.81	19.75	<=33.01	Pass	
	Subtest 4		1880	19.22	0.81	20.03	<=33.01	Pass	
	Subtest 5		1880	18.88	0.81	19.69	<=33.01	Pass	
	Subtest 1		1907.6	19.32	0.81	20.13	<=33.01	Pass	
	Subtest 2		1907.6	19.28	0.81	20.09	<=33.01	Pass	
	Subtest 3		1907.6	19.49	0.81	20.30	<=33.01	Pass	
	Subtest 4		1907.6	19.03	0.81	19.84	<=33.01	Pass	
	Subtest 5		1907.6	19.29	0.81	20.10	<=33.01	Pass	

Note1: EIRP=Conducted Power+Antenna Gain

2. Frequency Stability

2.1 Band2

2.1.1 Test Result

Band: 2							
Network	Frequency (MHz)	Temp. (°C)	Voltage (VDC)	Freq. Error (Hz)	Freq. vs. Rated (ppm)		Verdict
					Result	Limit	
RMC	1852.4	20	3.27	2.861	0.0015	-2.5 to 2.5	Pass
			3.85	-6.108	-0.0033	-2.5 to 2.5	Pass
			4.43	7.961	0.0043	-2.5 to 2.5	Pass
		-30	3.85	-1.023	-0.0006	-2.5 to 2.5	Pass
		-20	3.85	1.187	0.0006	-2.5 to 2.5	Pass

	1880	-10	3.85	-5.286	-0.0029	-2.5 to 2.5	Pass		
		0	3.85	-4.113	-0.0022	-2.5 to 2.5	Pass		
		10	3.85	-0.050	0.0000	-2.5 to 2.5	Pass		
		30	3.85	-7.460	-0.0040	-2.5 to 2.5	Pass		
		40	3.85	5.643	0.0030	-2.5 to 2.5	Pass		
		50	3.85	-2.704	-0.0015	-2.5 to 2.5	Pass		
		20	3.27	1.609	0.0009	-2.5 to 2.5	Pass		
			3.85	1.502	0.0008	-2.5 to 2.5	Pass		
			4.43	-1.588	-0.0008	-2.5 to 2.5	Pass		
			-30	3.85	-3.154	-0.0017	-2.5 to 2.5	Pass	
			-20	3.85	1.595	0.0008	-2.5 to 2.5	Pass	
			-10	3.85	6.223	0.0033	-2.5 to 2.5	Pass	
			0	3.85	6.731	0.0036	-2.5 to 2.5	Pass	
			10	3.85	5.078	0.0027	-2.5 to 2.5	Pass	
			30	3.85	5.007	0.0027	-2.5 to 2.5	Pass	
	40		3.85	7.911	0.0042	-2.5 to 2.5	Pass		
	50	3.85	1.252	0.0007	-2.5 to 2.5	Pass			
	1907.6	20	3.27	-3.433	-0.0018	-2.5 to 2.5	Pass		
			3.85	-2.332	-0.0012	-2.5 to 2.5	Pass		
			4.43	1.609	0.0008	-2.5 to 2.5	Pass		
		-30	3.85	-1.795	-0.0009	-2.5 to 2.5	Pass		
		-20	3.85	-1.838	-0.0010	-2.5 to 2.5	Pass		
		-10	3.85	-0.014	0.0000	-2.5 to 2.5	Pass		
		0	3.85	-3.791	-0.0020	-2.5 to 2.5	Pass		
		10	3.85	-0.200	-0.0001	-2.5 to 2.5	Pass		
		30	3.85	4.470	0.0023	-2.5 to 2.5	Pass		
		40	3.85	-6.316	-0.0033	-2.5 to 2.5	Pass		
		50	3.85	5.071	0.0027	-2.5 to 2.5	Pass		
		HSDPA	1852.4	20	3.27	30.470	0.0164	-2.5 to 2.5	Pass
					3.85	22.037	0.0119	-2.5 to 2.5	Pass
4.43					26.350	0.0142	-2.5 to 2.5	Pass	
-30				3.85	28.374	0.0153	-2.5 to 2.5	Pass	
-20	3.85			33.209	0.0179	-2.5 to 2.5	Pass		
-10	3.85			30.327	0.0164	-2.5 to 2.5	Pass		
0	3.85			30.141	0.0163	-2.5 to 2.5	Pass		
10	3.85			30.720	0.0166	-2.5 to 2.5	Pass		
30	3.85			25.642	0.0138	-2.5 to 2.5	Pass		
40	3.85			24.269	0.0131	-2.5 to 2.5	Pass		
50	3.85			29.089	0.0157	-2.5 to 2.5	Pass		
20	3.27			27.108	0.0144	-2.5 to 2.5	Pass		
	3.85			33.774	0.0180	-2.5 to 2.5	Pass		
	4.43			34.883	0.0186	-2.5 to 2.5	Pass		
	-30			3.85	36.671	0.0195	-2.5 to 2.5	Pass	
	-20		3.85	33.231	0.0177	-2.5 to 2.5	Pass		
	-10		3.85	24.161	0.0129	-2.5 to 2.5	Pass		
	0		3.85	23.890	0.0127	-2.5 to 2.5	Pass		
	10		3.85	23.968	0.0127	-2.5 to 2.5	Pass		
	30		3.85	24.154	0.0128	-2.5 to 2.5	Pass		
	40		3.85	22.516	0.0120	-2.5 to 2.5	Pass		
50	3.85		23.139	0.0123	-2.5 to 2.5	Pass			
1907.6	20		3.27	30.856	0.0162	-2.5 to 2.5	Pass		
			3.85	24.133	0.0127	-2.5 to 2.5	Pass		
			4.43	31.586	0.0166	-2.5 to 2.5	Pass		
	-30		3.85	21.372	0.0112	-2.5 to 2.5	Pass		
	-20		3.85	18.854	0.0099	-2.5 to 2.5	Pass		
	-10		3.85	20.742	0.0109	-2.5 to 2.5	Pass		
	0		3.85	22.717	0.0119	-2.5 to 2.5	Pass		
	10		3.85	22.910	0.0120	-2.5 to 2.5	Pass		
	30	3.85	19.097	0.0100	-2.5 to 2.5	Pass			

		40	3.85	21.544	0.0113	-2.5 to 2.5	Pass
		50	3.85	22.495	0.0118	-2.5 to 2.5	Pass
HSUPA	1852.4	20	3.27	-25.599	-0.0138	-2.5 to 2.5	Pass
			3.85	-25.048	-0.0135	-2.5 to 2.5	Pass
			4.43	-22.988	-0.0124	-2.5 to 2.5	Pass
		-30	3.85	-16.880	-0.0091	-2.5 to 2.5	Pass
		-20	3.85	-23.546	-0.0127	-2.5 to 2.5	Pass
		-10	3.85	-16.379	-0.0088	-2.5 to 2.5	Pass
		0	3.85	-17.416	-0.0094	-2.5 to 2.5	Pass
		10	3.85	-16.315	-0.0088	-2.5 to 2.5	Pass
		30	3.85	-19.019	-0.0103	-2.5 to 2.5	Pass
		40	3.85	-19.755	-0.0107	-2.5 to 2.5	Pass
	50	3.85	-23.131	-0.0125	-2.5 to 2.5	Pass	
	1880	20	3.27	-15.528	-0.0083	-2.5 to 2.5	Pass
			3.85	-16.644	-0.0089	-2.5 to 2.5	Pass
			4.43	-15.893	-0.0085	-2.5 to 2.5	Pass
		-30	3.85	-14.598	-0.0078	-2.5 to 2.5	Pass
		-20	3.85	-12.839	-0.0068	-2.5 to 2.5	Pass
		-10	3.85	-13.146	-0.0070	-2.5 to 2.5	Pass
		0	3.85	-7.453	-0.0040	-2.5 to 2.5	Pass
		10	3.85	-6.559	-0.0035	-2.5 to 2.5	Pass
		30	3.85	-8.762	-0.0047	-2.5 to 2.5	Pass
		40	3.85	-5.686	-0.0030	-2.5 to 2.5	Pass
	50	3.85	-7.904	-0.0042	-2.5 to 2.5	Pass	
	1907.6	20	3.27	-18.632	-0.0098	-2.5 to 2.5	Pass
			3.85	-17.753	-0.0093	-2.5 to 2.5	Pass
			4.43	-17.703	-0.0093	-2.5 to 2.5	Pass
		-30	3.85	-17.931	-0.0094	-2.5 to 2.5	Pass
		-20	3.85	-19.269	-0.0101	-2.5 to 2.5	Pass
		-10	3.85	-23.267	-0.0122	-2.5 to 2.5	Pass
		0	3.85	-12.631	-0.0066	-2.5 to 2.5	Pass
		10	3.85	-7.746	-0.0041	-2.5 to 2.5	Pass
30		3.85	-17.574	-0.0092	-2.5 to 2.5	Pass	
40		3.85	-18.146	-0.0095	-2.5 to 2.5	Pass	
50	3.85	-18.518	-0.0097	-2.5 to 2.5	Pass		

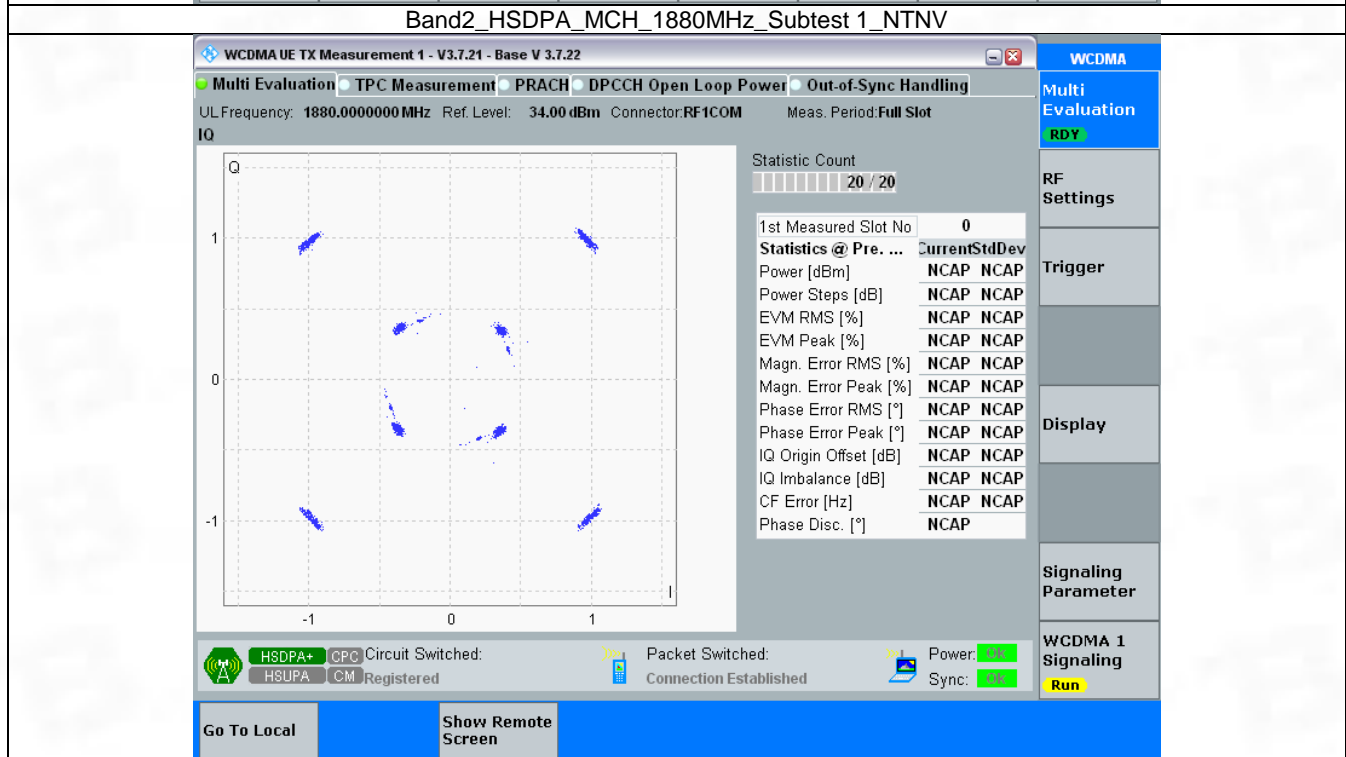
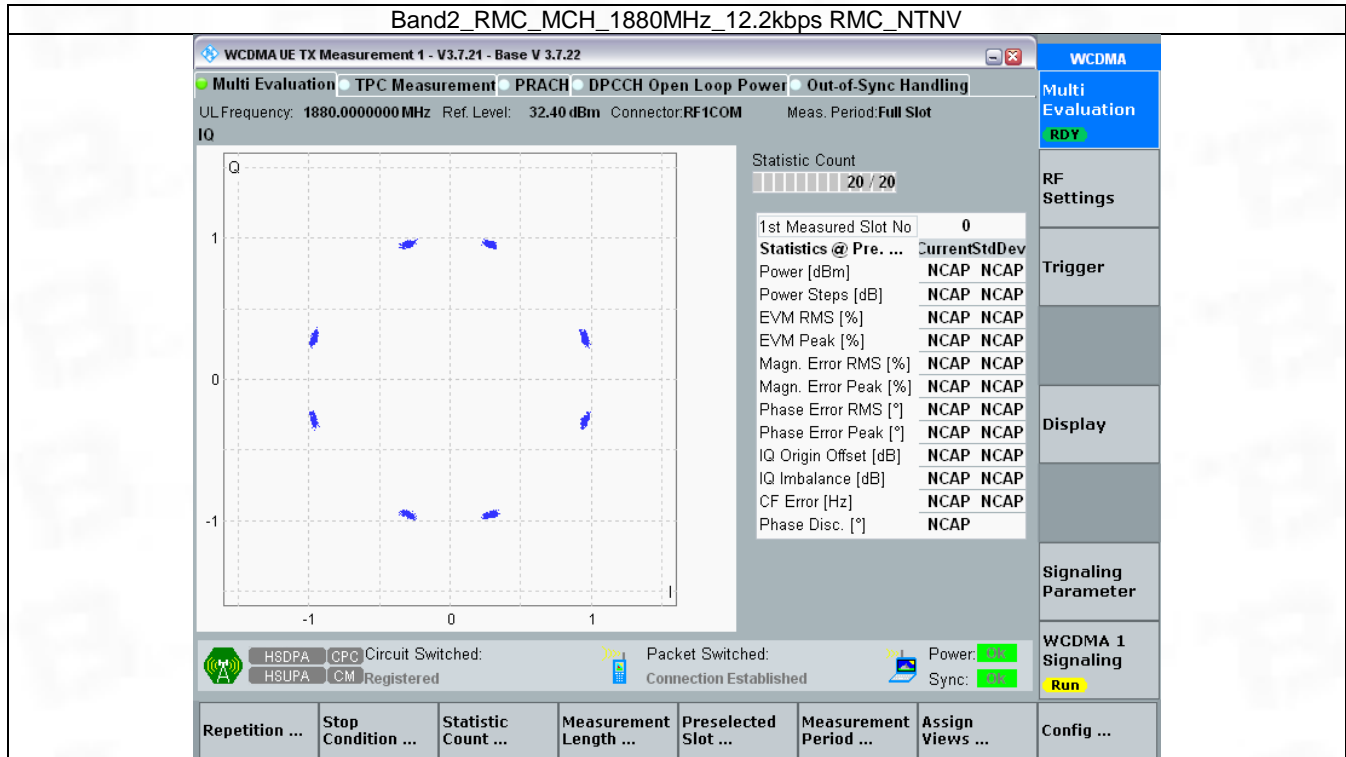
3. Modulation Characteristics

3.1 Band2

3.1.1 Test Result

Band: 2						
ENV	Mode		Frequency (MHz)	Modulation Characteristics		Verdict
	Network	Subset		Result	Limit	
NTNV	RMC	12.2kbps RMC	1880	Refer To Test Graph		Pass
	HSDPA	Subtest 1	1880	Refer To Test Graph		Pass
	HSUPA	Subtest 1	1880	Refer To Test Graph		Pass

3.1.2 Test Graph



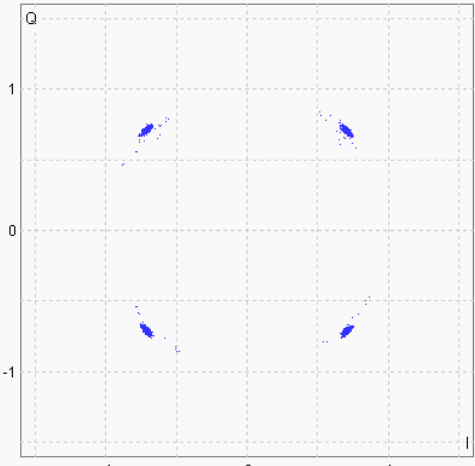
Band2_HSUPA_MCH_1880MHz_Subtest 1_NTNV

WCDMA UE TX Measurement 1 - V3.7.21 - Base V 3.7.22
WCDMA

Multi Evaluation
TPC Measurement
PRACH
DPCCH Open Loop Power
Out-of-Sync Handling

UL Frequency: 1880.000000 MHz
Ref. Level: 34.00 dBm
Connector: RF1COM
Meas. Period: Full Slot

IQ



Statistic Count
20 / 20

1st Measured Slot No	0
Statistics @ Pre. ...	CurrentStdDev
Power [dBm]	NCAP NCAP
Power Steps [dB]	NCAP NCAP
EVM RMS [%]	NCAP NCAP
EVM Peak [%]	NCAP NCAP
Magn. Error RMS [%]	NCAP NCAP
Magn. Error Peak [%]	NCAP NCAP
Phase Error RMS [°]	NCAP NCAP
Phase Error Peak [°]	NCAP NCAP
IQ Origin Offset [dB]	NCAP NCAP
IQ Imbalance [dB]	NCAP NCAP
CF Error [Hz]	NCAP NCAP
Phase Disc. [°]	NCAP

HSDPA+ CPC Circuit Switched:
HSUPA CM Registered

Packet Switched:
Connection Established

Power: OK
Sync: OK

Go To Local

Show Remote Screen

WCDMA 1 Signaling
Run

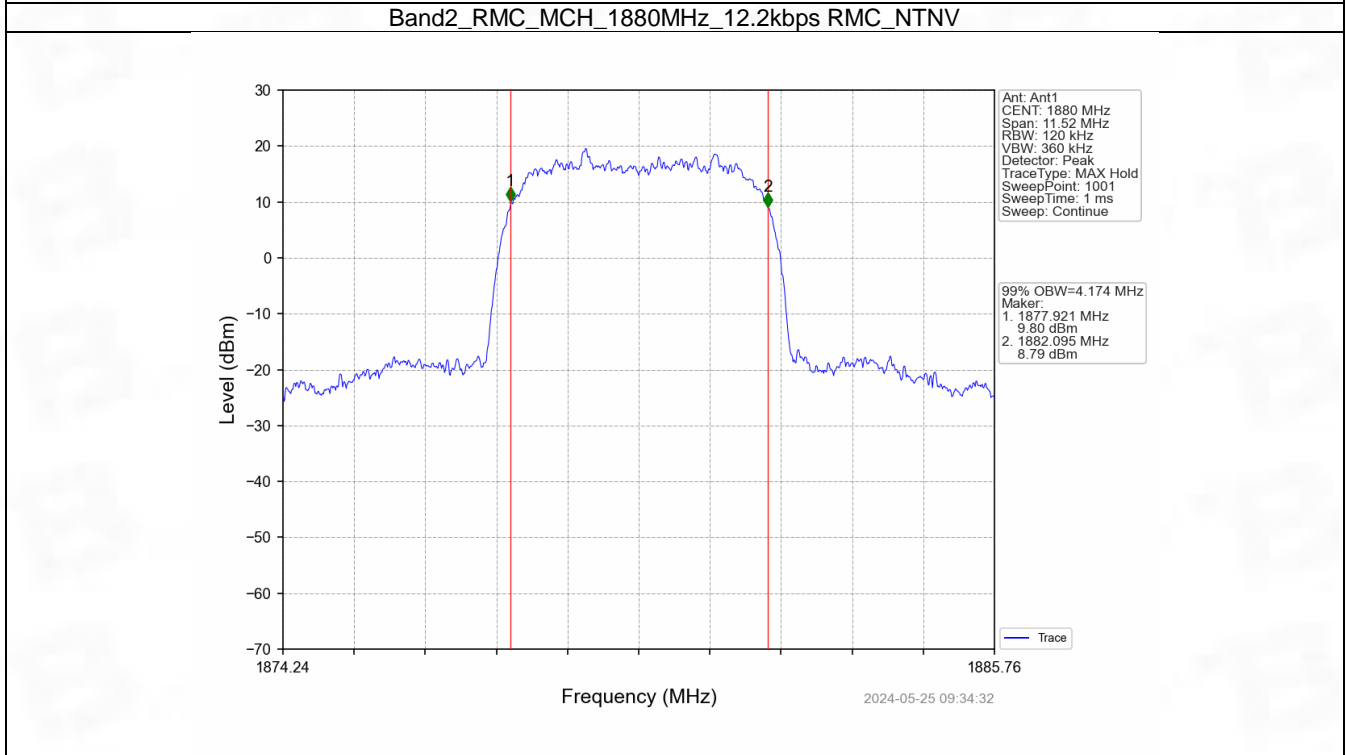
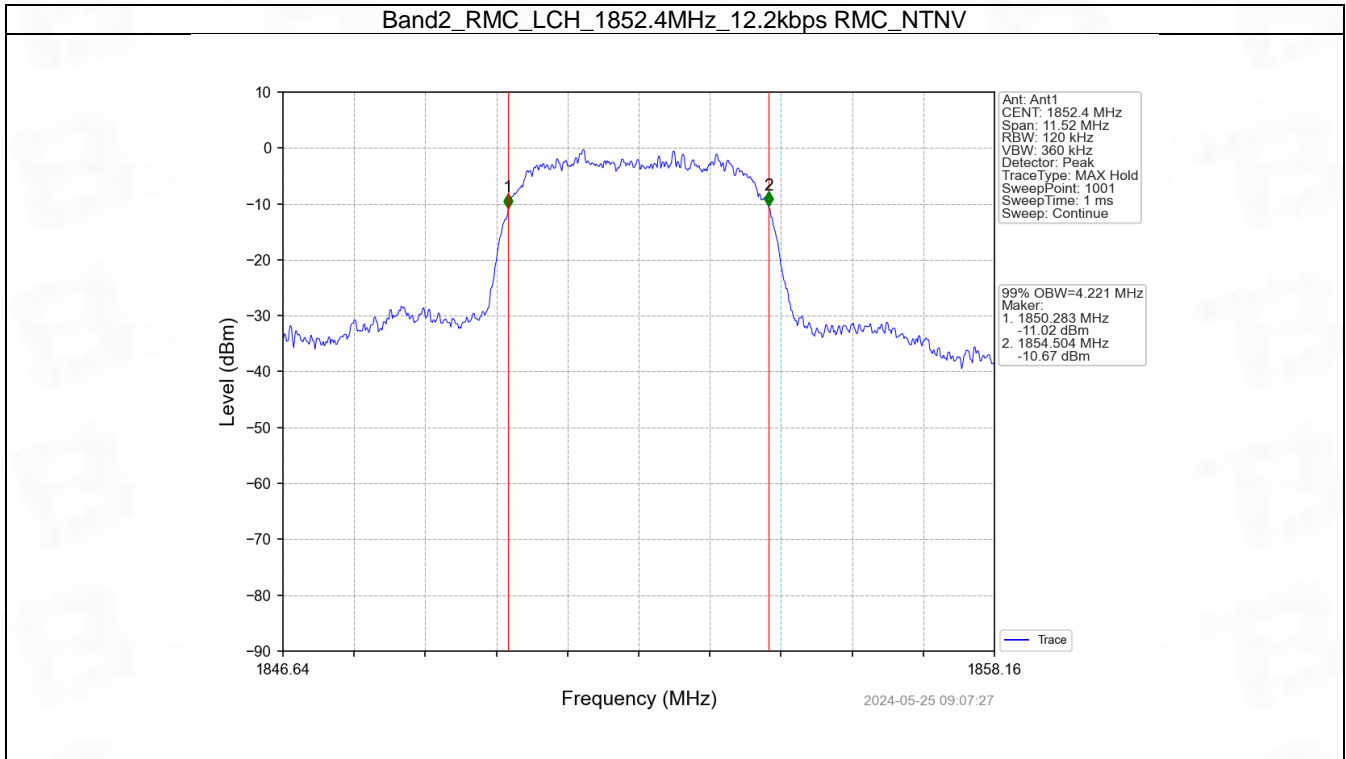
4. 99% & 26dB Bandwidth

4.1 Band2_OBW

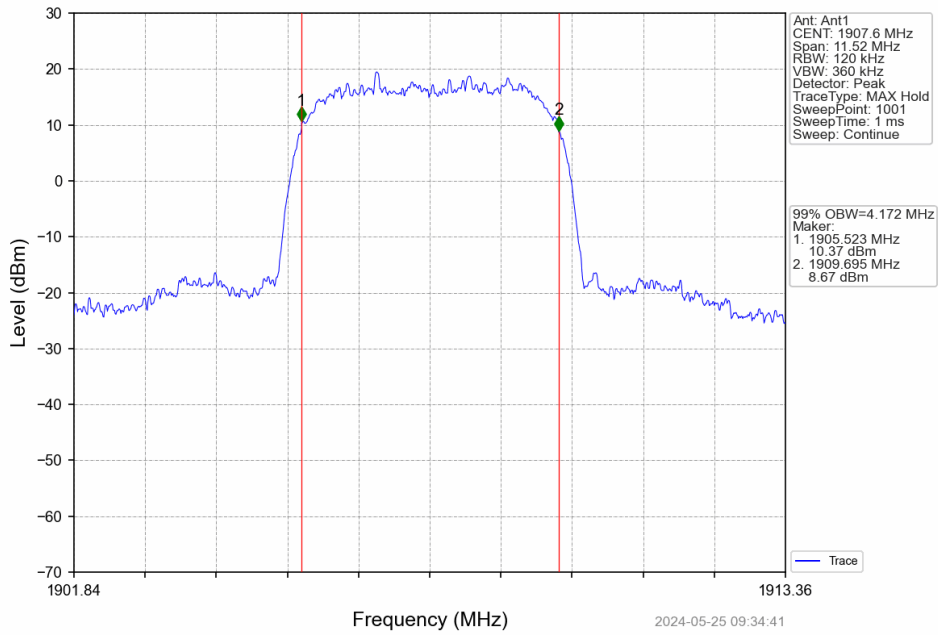
4.1.1 Test Result

Band: 2						
ENV	Mode		Frequency (MHz)	99% Occupied Bandwidth (MHz)		Verdict
	Network	Subset		Result	Limit	
NTNV	RMC	12.2kbps RMC	1852.4	4.221	/	Pass
			1880	4.174	/	Pass
			1907.6	4.172	/	Pass
	HSDPA	Subtest 1	1852.4	4.172	/	Pass
			1880	4.171	/	Pass
			1907.6	4.178	/	Pass
	HSUPA	Subtest 1	1852.4	4.188	/	Pass
			1880	4.180	/	Pass
			1907.6	4.167	/	Pass

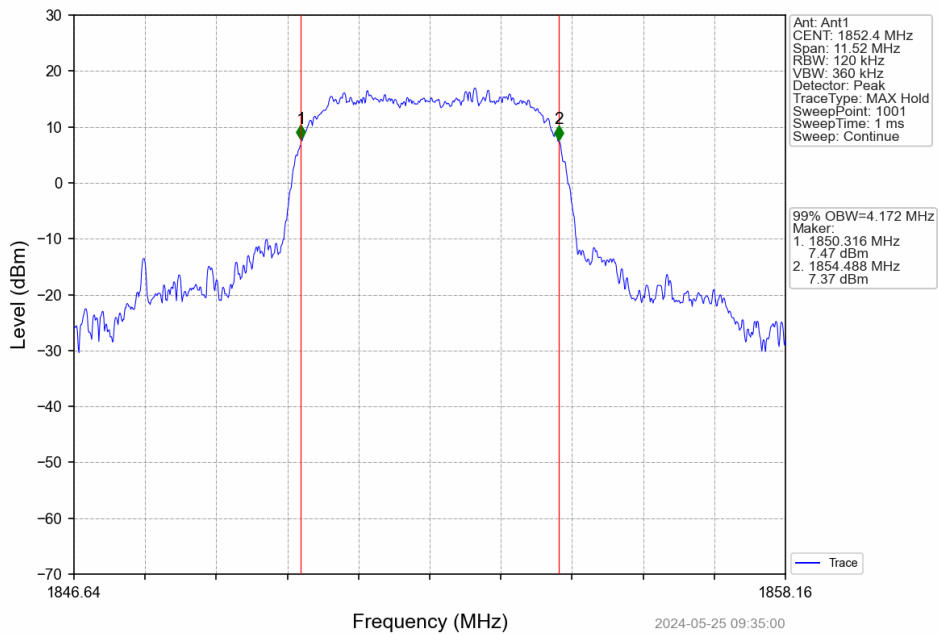
4.1.2 Test Graph



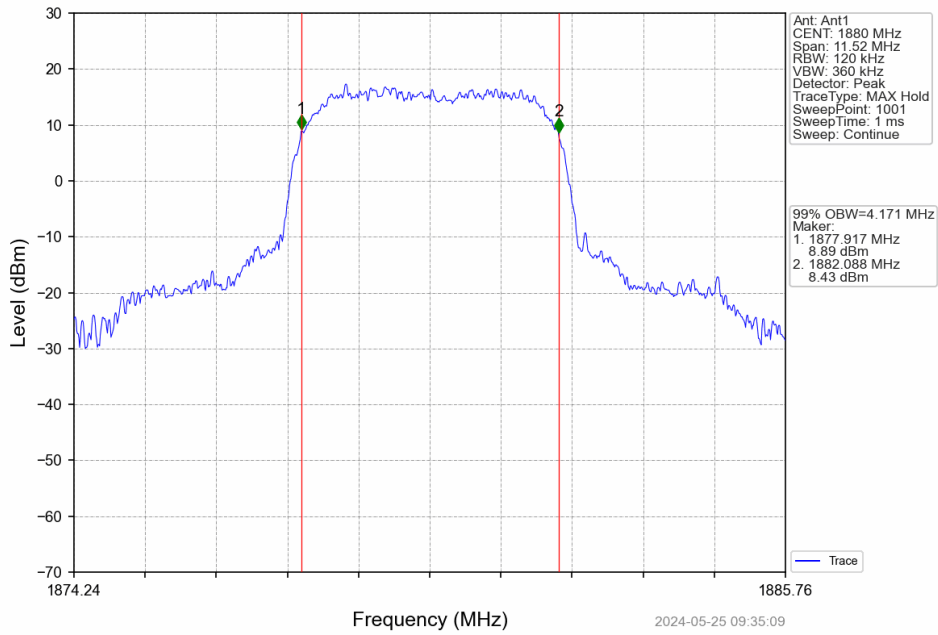
Band2_RMC_HCH_1907.6MHz_12.2kbps RMC_NTNV



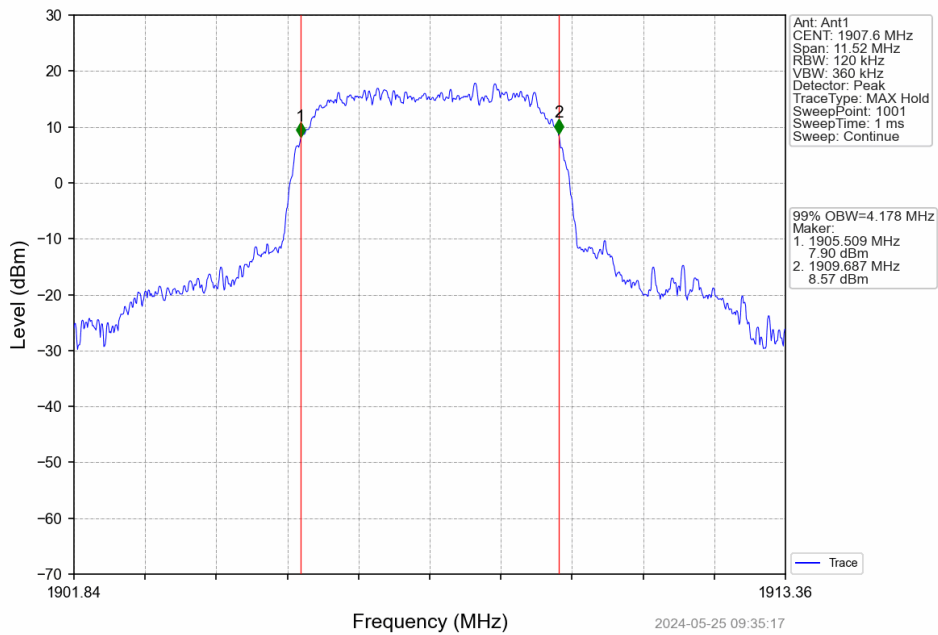
Band2_HSDPA_LCH_1852.4MHz_Subtest 1_NTNV



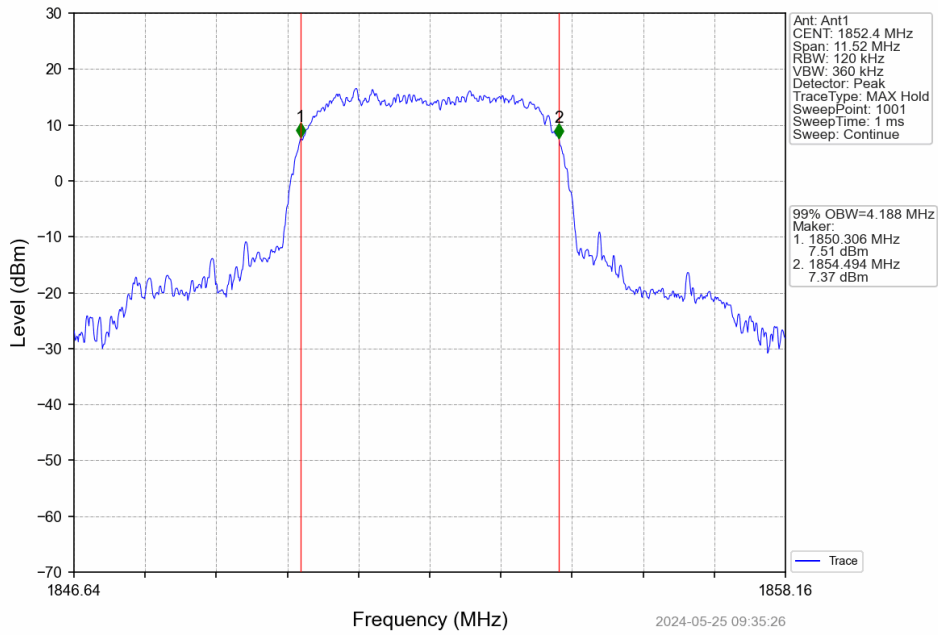
Band2_HSDPA_MCH_1880MHz_Subtest 1_NTNV



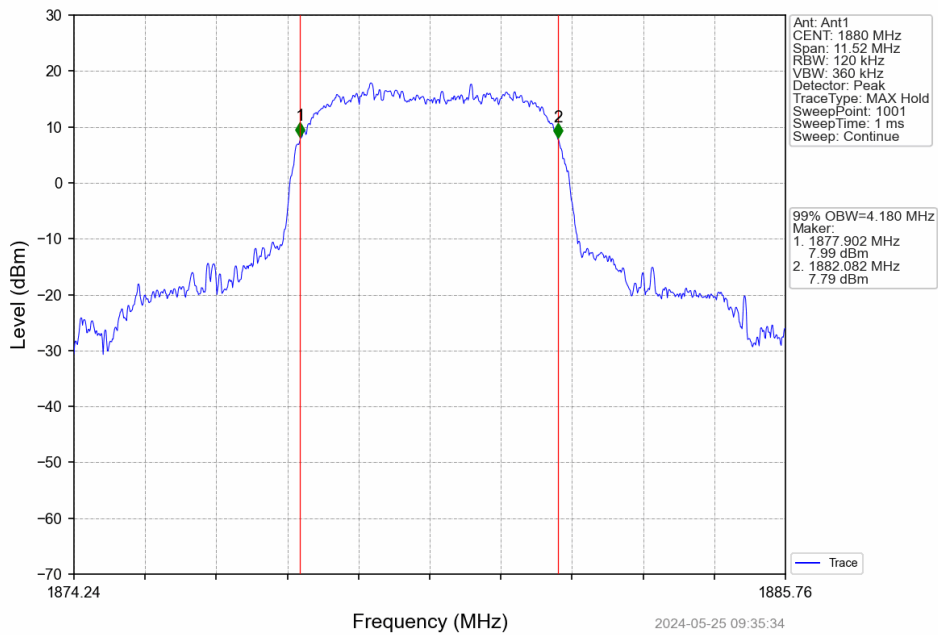
Band2_HSDPA_HCH_1907.6MHz_Subtest 1_NTNV



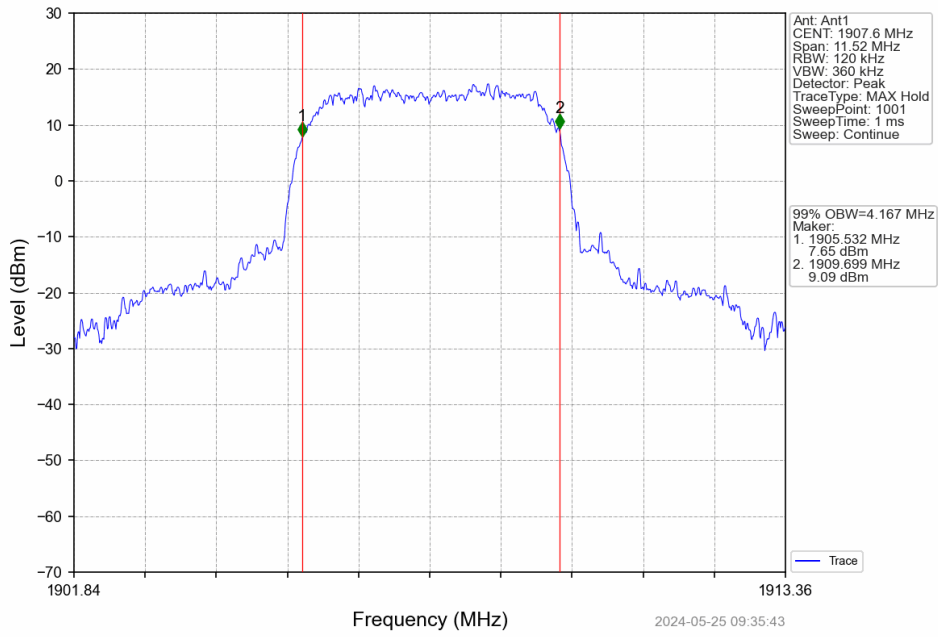
Band2_HSUPA_LCH_1852.4MHz_Subtest 1_NTNV



Band2_HSUPA_MCH_1880MHz_Subtest 1_NTNV



Band2_HSUPA_HCH_1907.6MHz_Subtest 1_NTNV

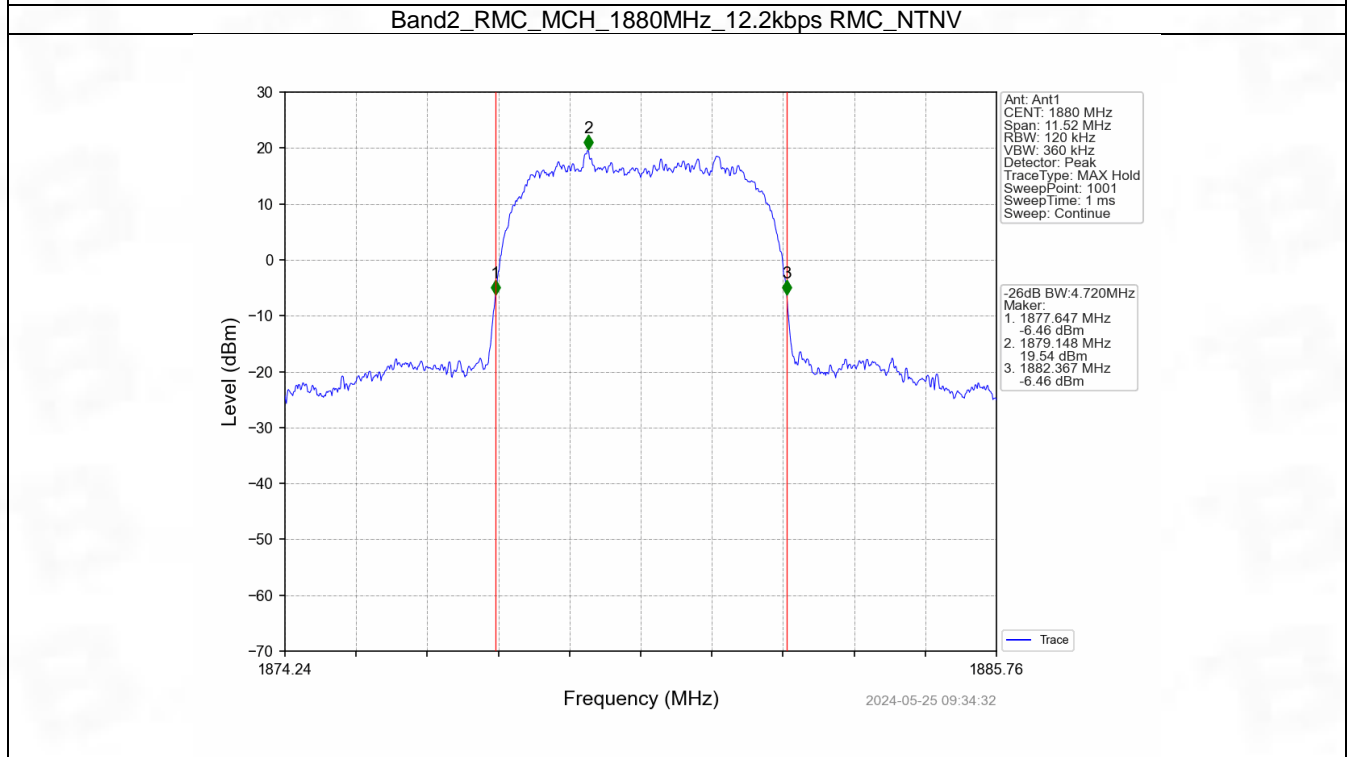
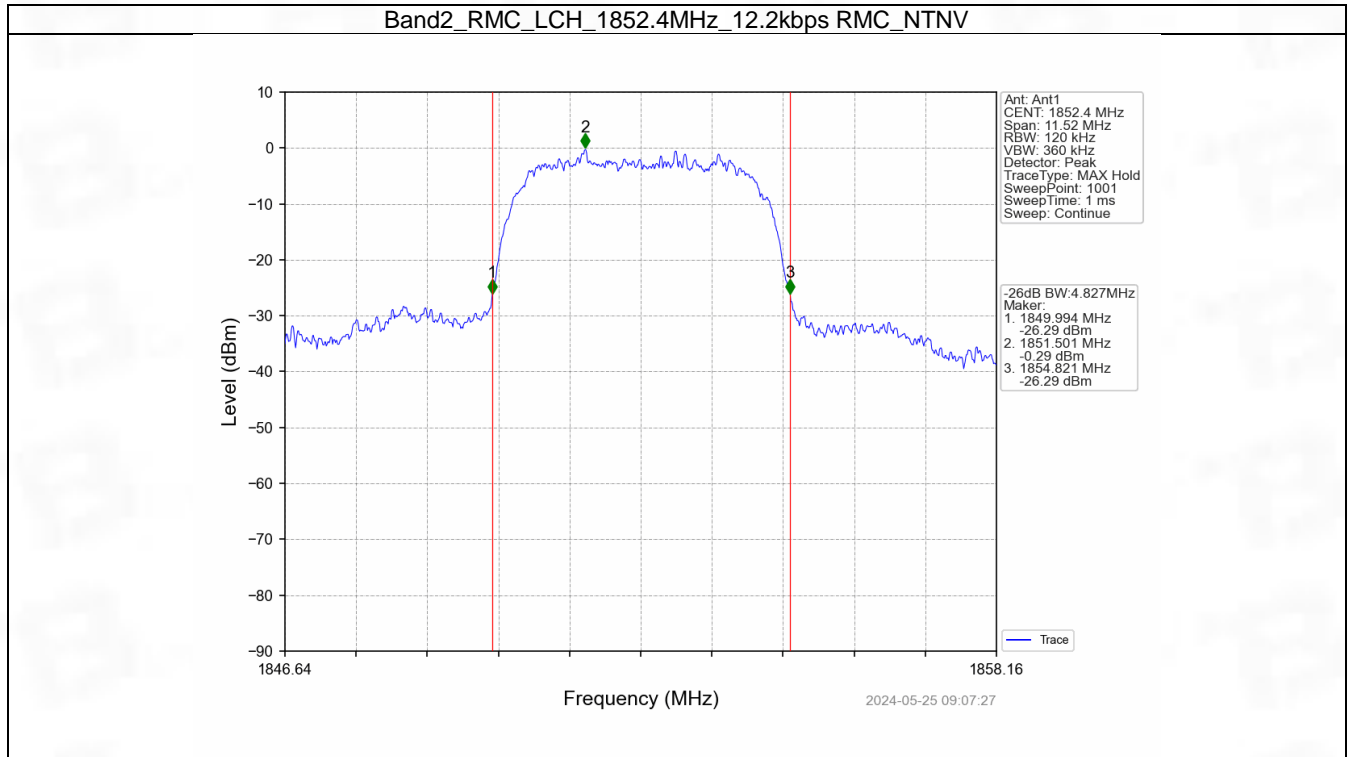


4.2 Band2_XDB

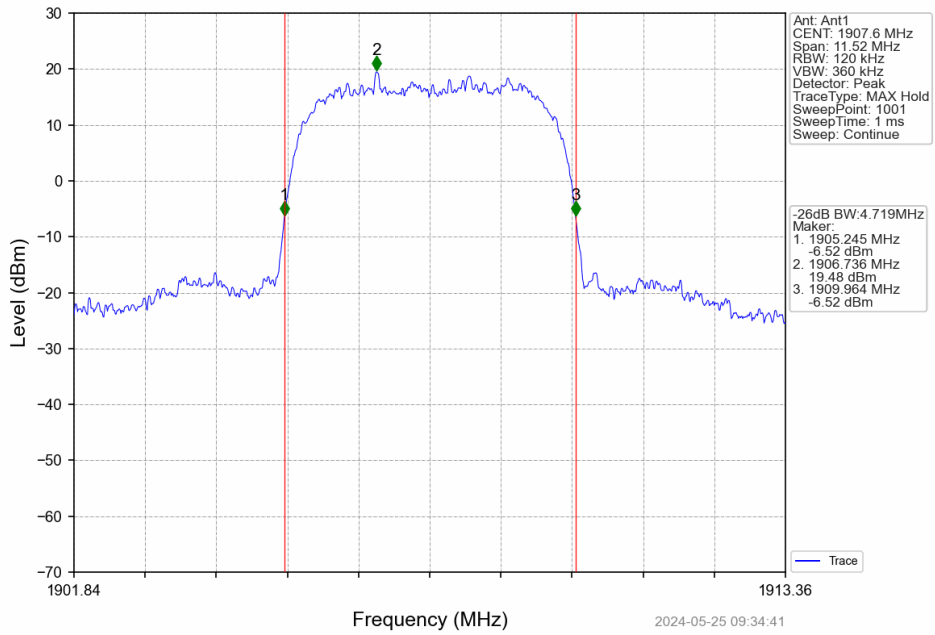
4.2.1 Test Result

Band: 2						
ENV	Mode		Frequency (MHz)	26dB Bandwidth (MHz)		Verdict
	Network	Subset		Result	Limit	
NTNV	RMC	12.2kbps RMC	1852.4	4.827	/	Pass
			1880	4.720	/	Pass
			1907.6	4.719	/	Pass
	HSDPA	Subtest 1	1852.4	4.714	/	Pass
			1880	4.734	/	Pass
			1907.6	4.710	/	Pass
	HSUPA	Subtest 1	1852.4	5.123	/	Pass
			1880	4.698	/	Pass
			1907.6	4.763	/	Pass

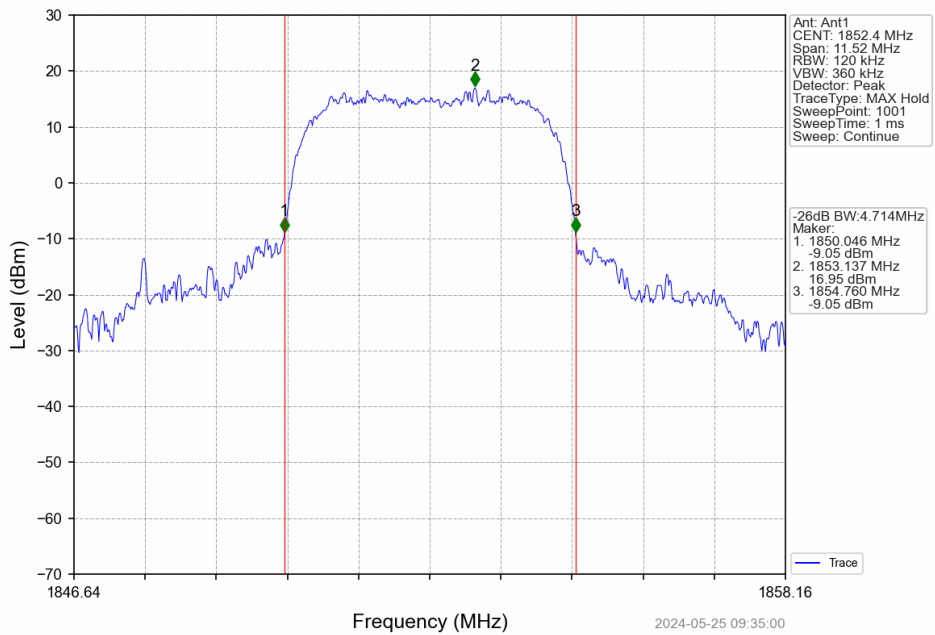
4.2.2 Test Graph



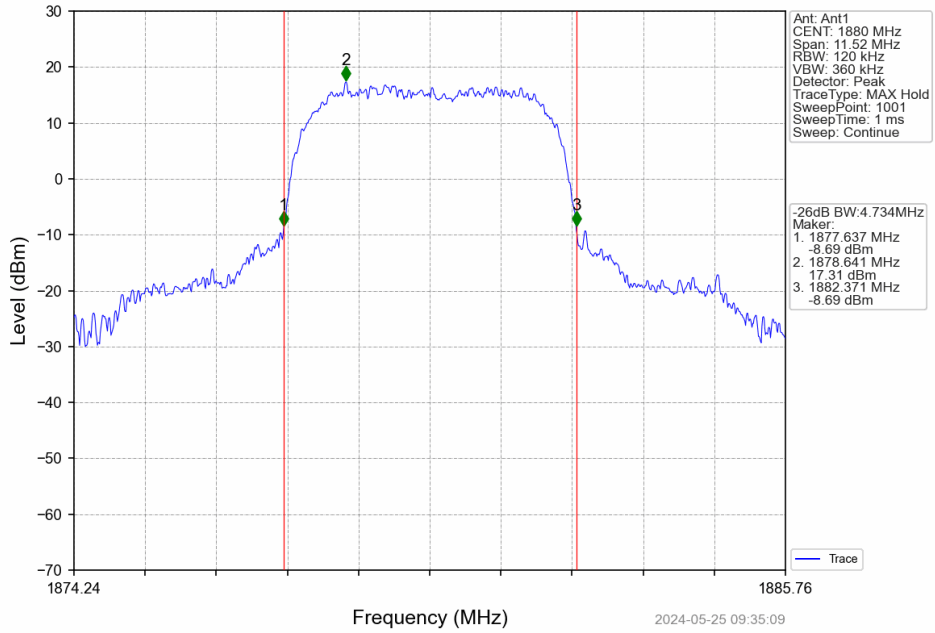
Band2_RMC_HCH_1907.6MHz_12.2kbps RMC_NTNV



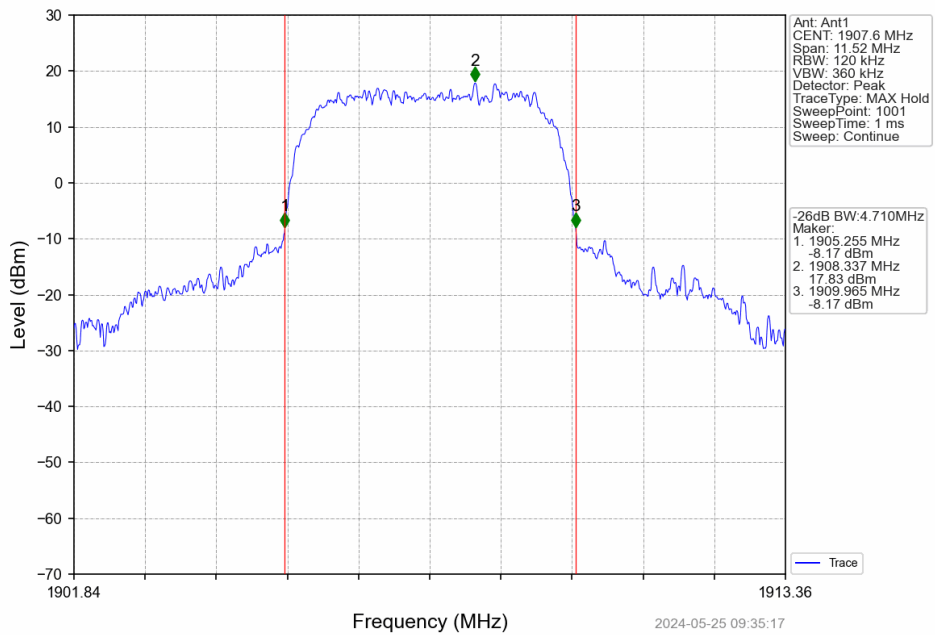
Band2_HSDPA_LCH_1852.4MHz_Subtest 1_NTNV



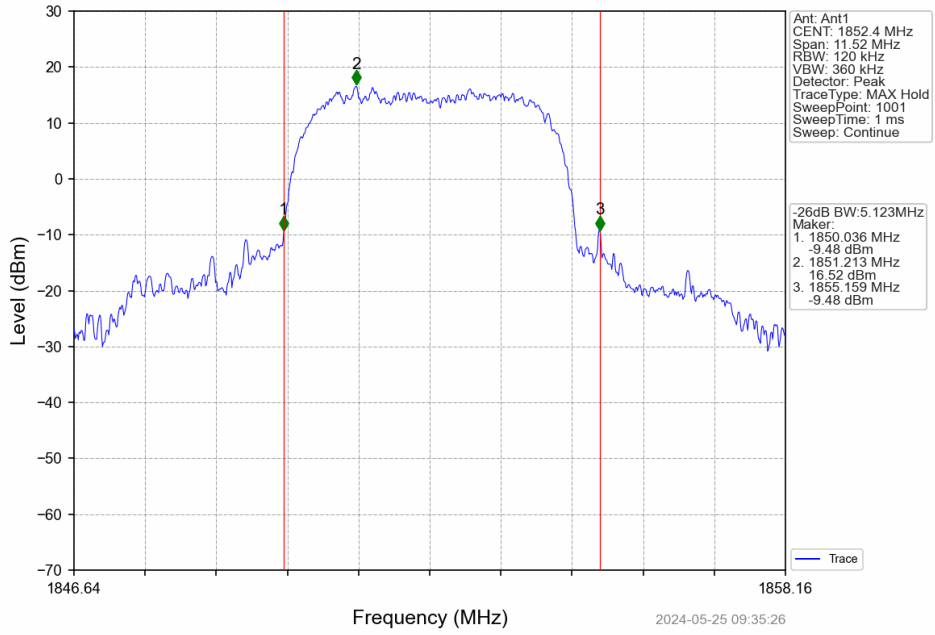
Band2_HSDPA_MCH_1880MHz_Subtest 1_NTNV



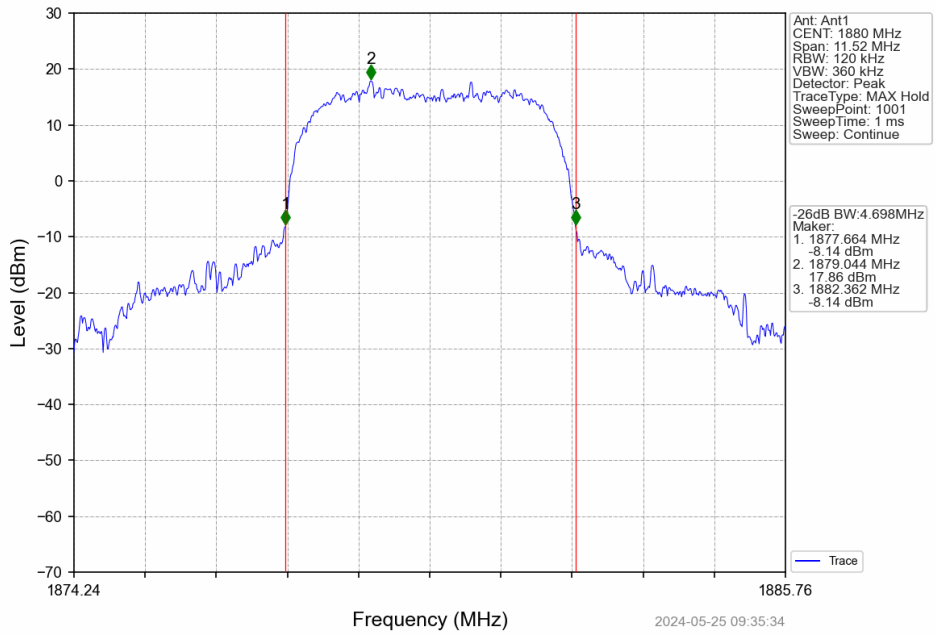
Band2_HSDPA_HCH_1907.6MHz_Subtest 1_NTNV



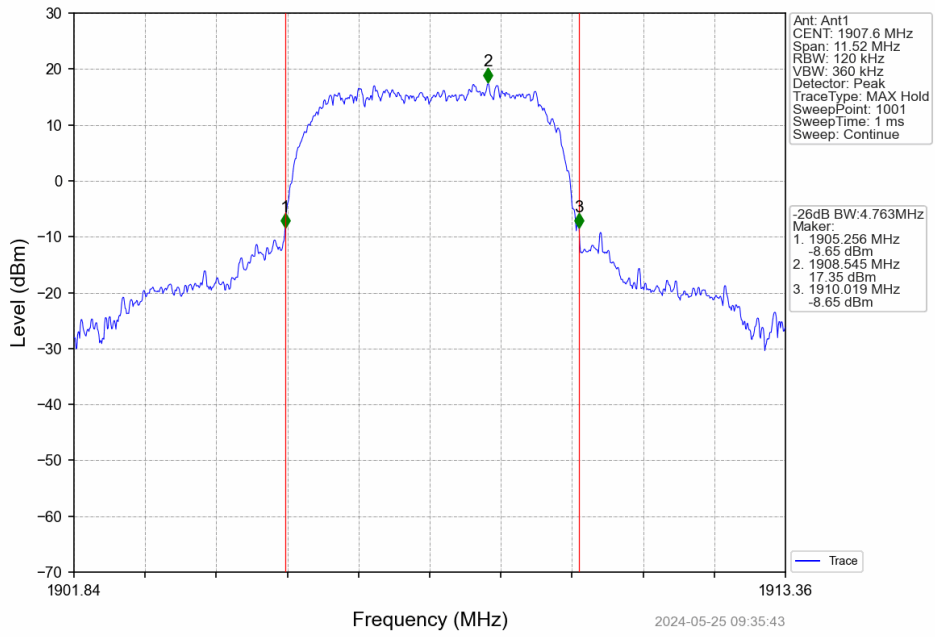
Band2_HSUPA_LCH_1852.4MHz_Subtest 1_NTNV



Band2_HSUPA_MCH_1880MHz_Subtest 1_NTNV



Band2_HSUPA_HCH_1907.6MHz_Subtest 1_NTNV



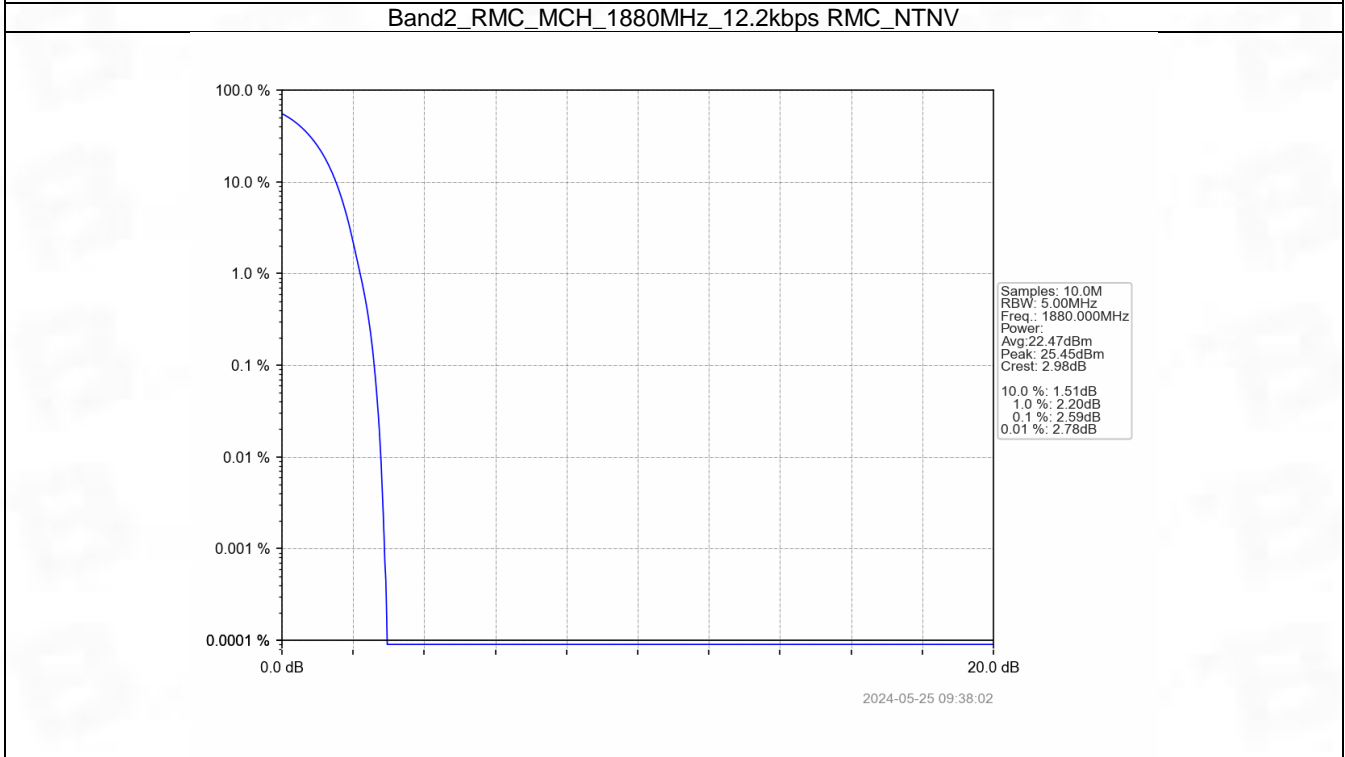
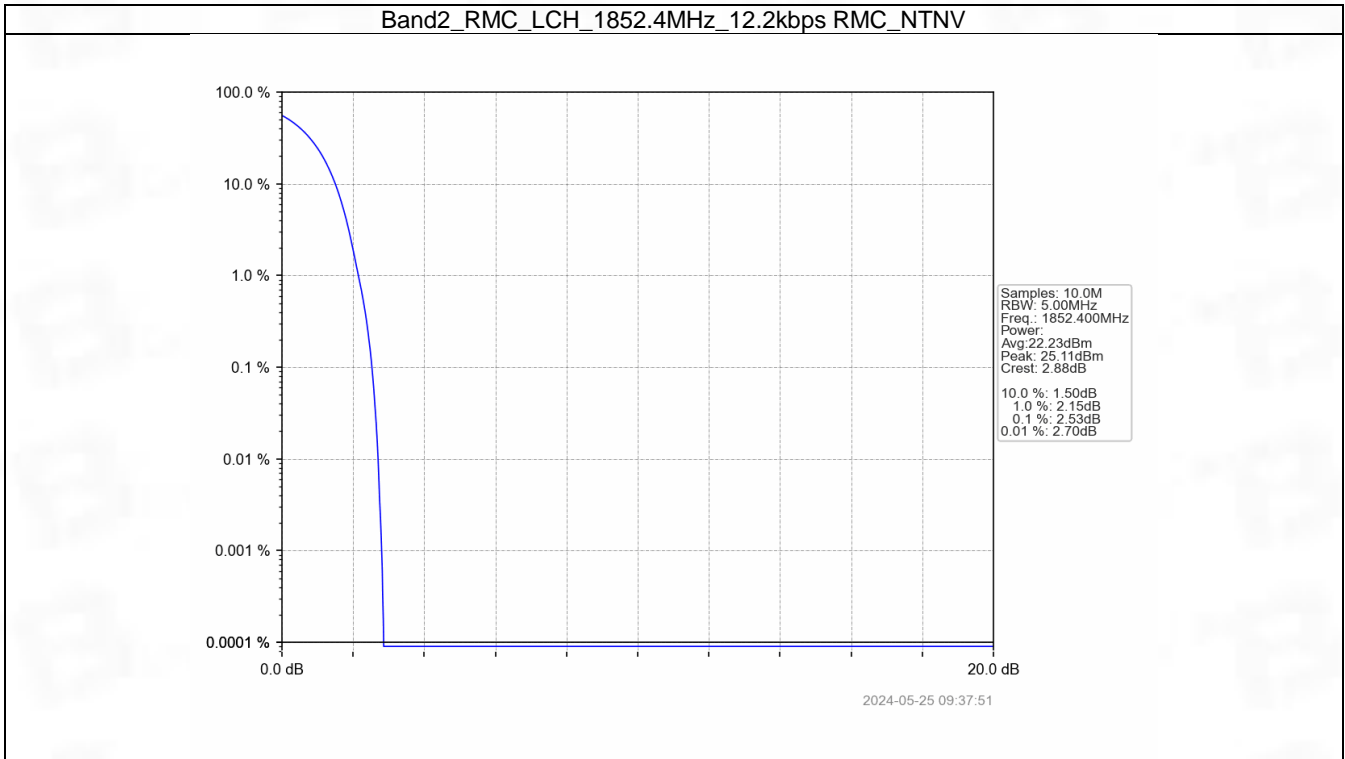
5. Peak-Average Ratio

5.1 Band2

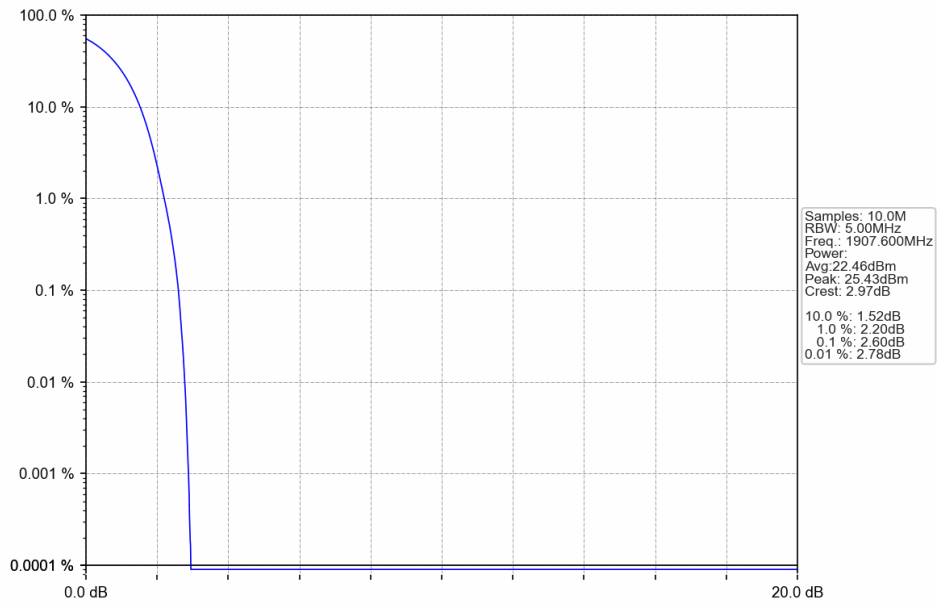
5.1.1 Test Result

Band: 2						
ENV	Mode		Frequency (MHz)	Peak-Average Ratio (dB)		Verdict
	Network	Subset		Result	Limit	
NTNV	RMC	12.2kbps RMC	1852.4	2.53	<=13	Pass
			1880	2.59	<=13	Pass
			1907.6	2.60	<=13	Pass
	HSDPA	Subtest 1	1852.4	5.52	<=13	Pass
			1880	5.45	<=13	Pass
			1907.6	5.56	<=13	Pass
	HSUPA	Subtest 1	1852.4	5.50	<=13	Pass
			1880	5.40	<=13	Pass
			1907.6	5.57	<=13	Pass

5.1.2 Test Graph

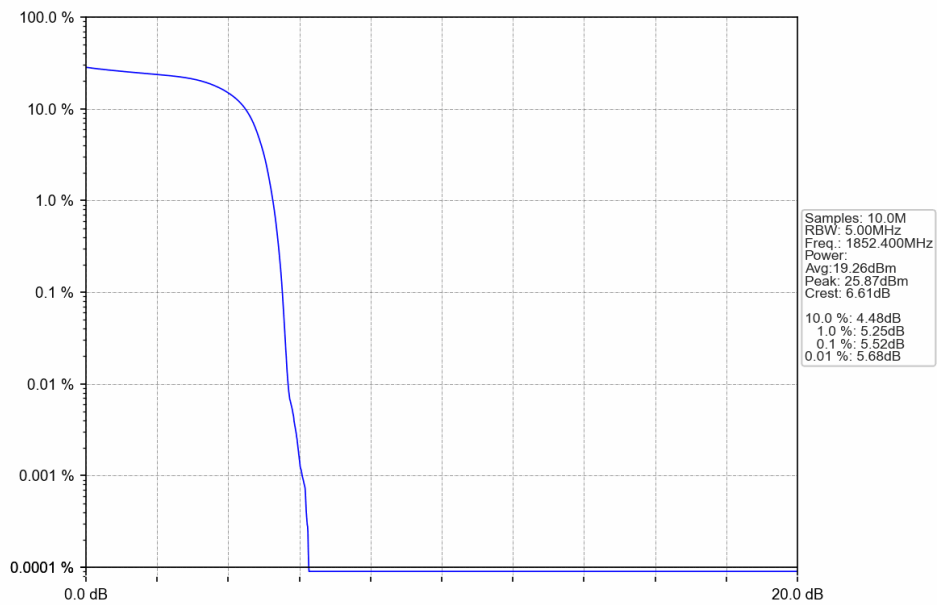


Band2_RMC_HCH_1907.6MHz_12.2kbps RMC_NTNV



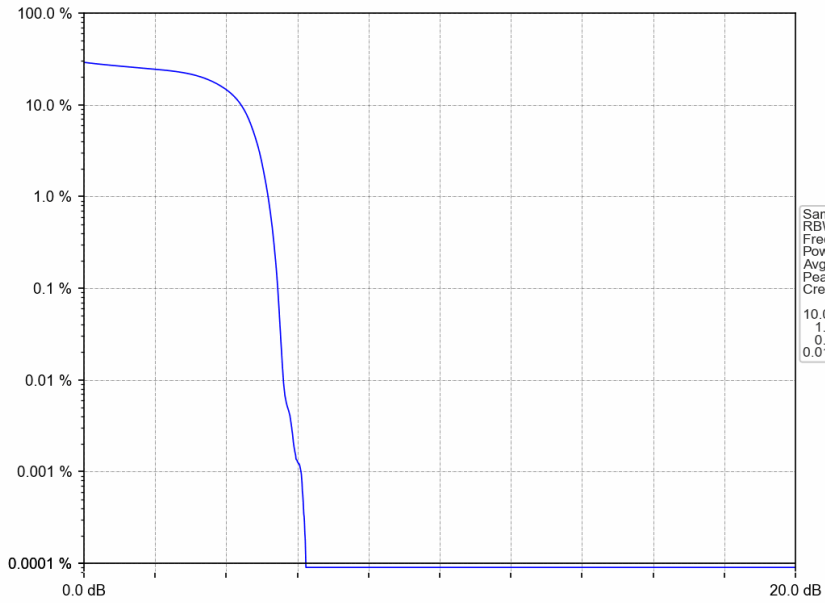
2024-05-25 09:38:13

Band2_HSDPA_LCH_1852.4MHz_Subtest 1_NTNV



2024-05-25 09:38:35

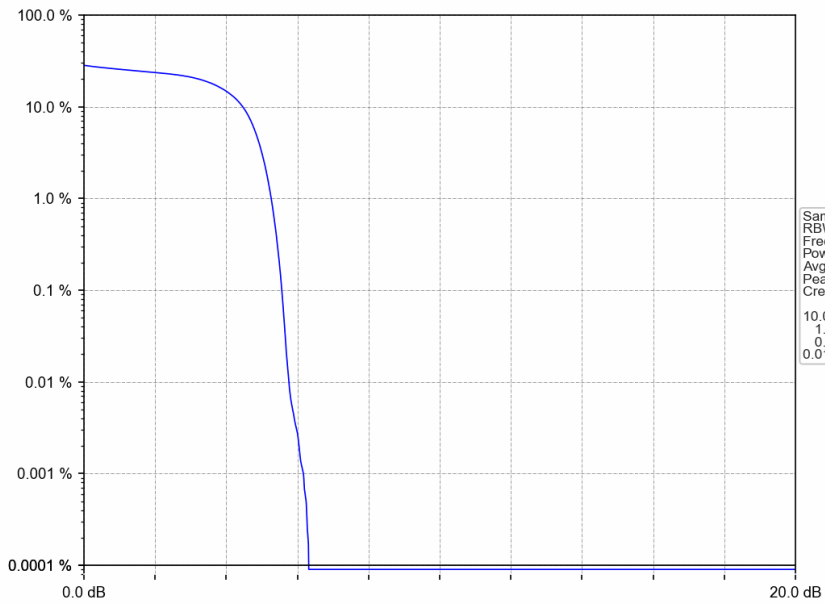
Band2_HSDPA_MCH_1880MHz_Subtest 1_NTNV



Samples: 10.0M
RBW: 5.00MHz
Freq.: 1880.000MHz
Power:
Avg: 20.10dBm
Peak: 27.09dBm
Crest: 6.99dB
10.0 %: 4.41dB
1.0 %: 5.18dB
0.1 %: 5.45dB
0.01 %: 5.60dB

2024-05-25 09:38:46

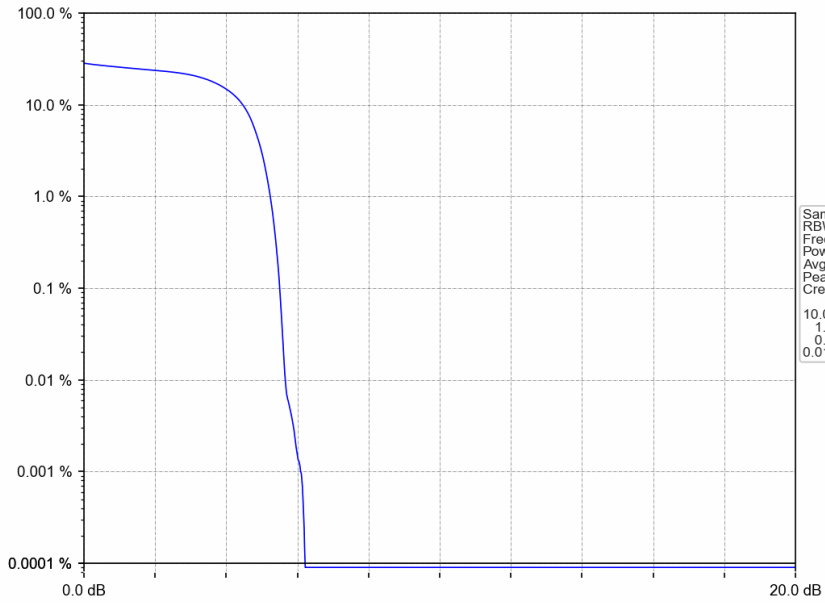
Band2_HSDPA_HCH_1907.6MHz_Subtest 1_NTNV



Samples: 10.0M
RBW: 5.00MHz
Freq.: 1907.600MHz
Power:
Avg: 19.98dBm
Peak: 27.06dBm
Crest: 7.08dB
10.0 %: 4.46dB
1.0 %: 5.26dB
0.1 %: 5.56dB
0.01 %: 5.76dB

2024-05-25 09:38:59

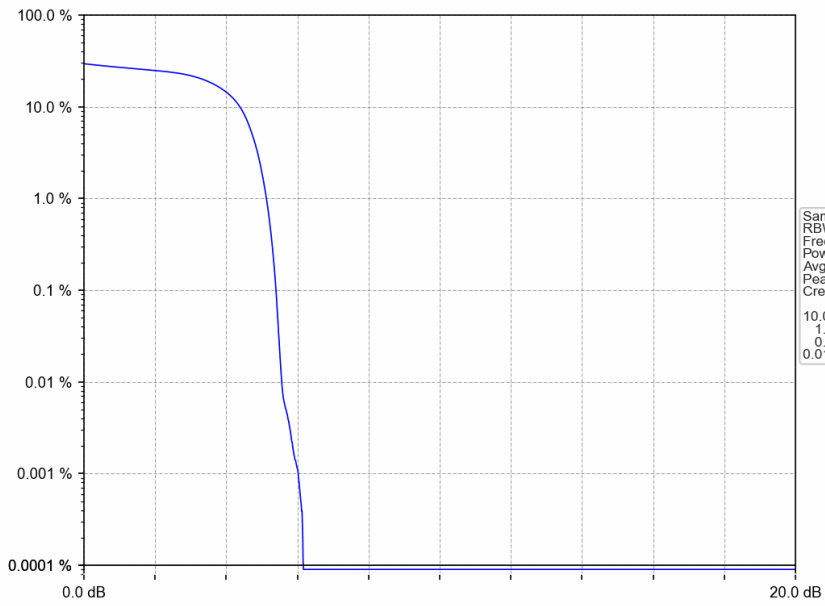
Band2_HSUPA_LCH_1852.4MHz_Subtest 1_NTNV



Samples: 10.0M
RBW: 5.00MHz
Freq.: 1852.400MHz
Power:
Avg: 19.25dBm
Peak: 26.92dBm
Crest: 6.67dB
10.0 %: 4.46dB
1.0 %: 5.24dB
0.1 %: 5.50dB
0.01 %: 5.66dB

2024-05-25 09:39:10

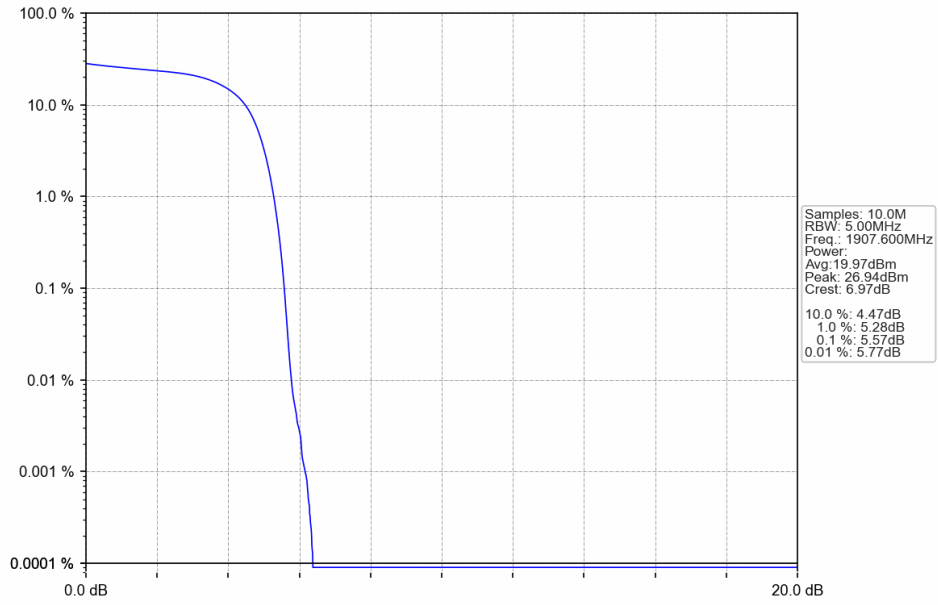
Band2_HSUPA_MCH_1880MHz_Subtest 1_NTNV



Samples: 10.0M
RBW: 5.00MHz
Freq.: 1880.000MHz
Power:
Avg: 20.14dBm
Peak: 26.83dBm
Crest: 6.69dB
10.0 %: 4.38dB
1.0 %: 5.13dB
0.1 %: 5.40dB
0.01 %: 5.56dB

2024-05-25 09:39:21

Band2_HSUPA_HCH_1907.6MHz_Subtest 1_NTNV



2024-05-25 09:39:32

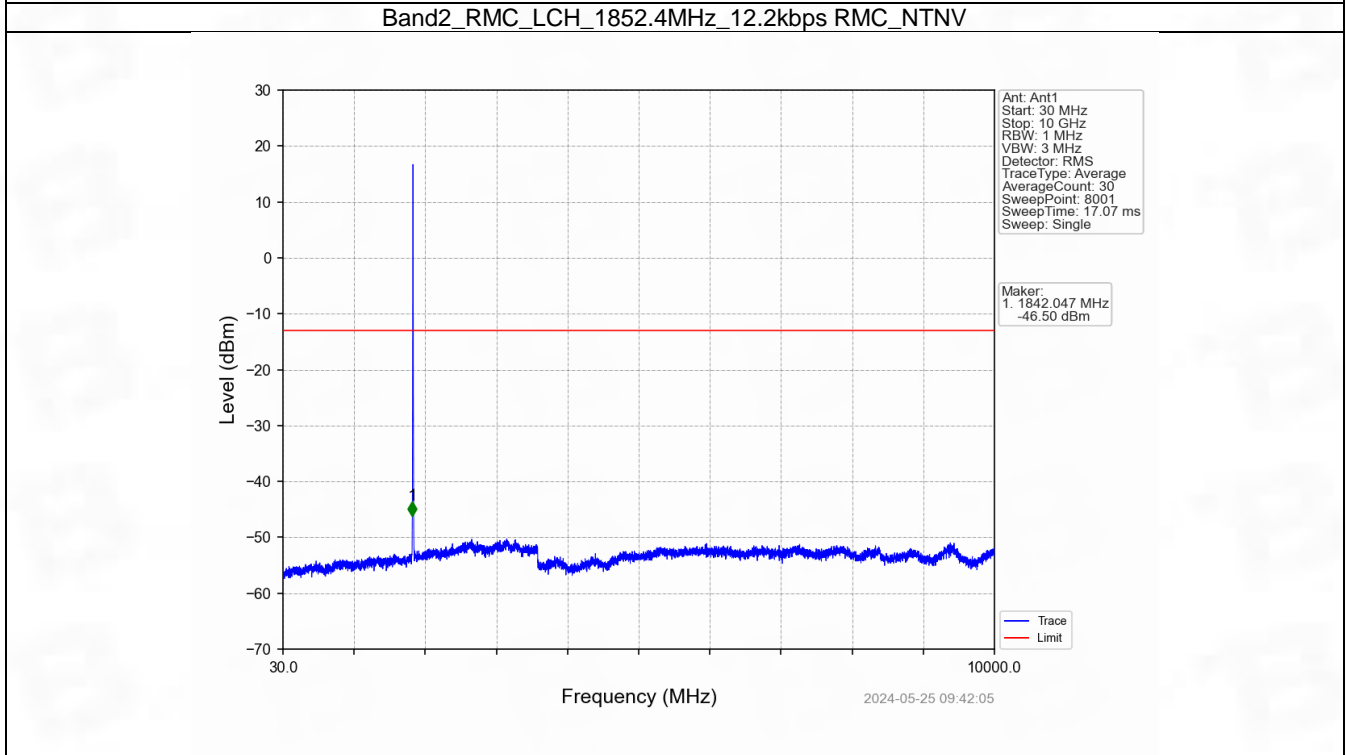
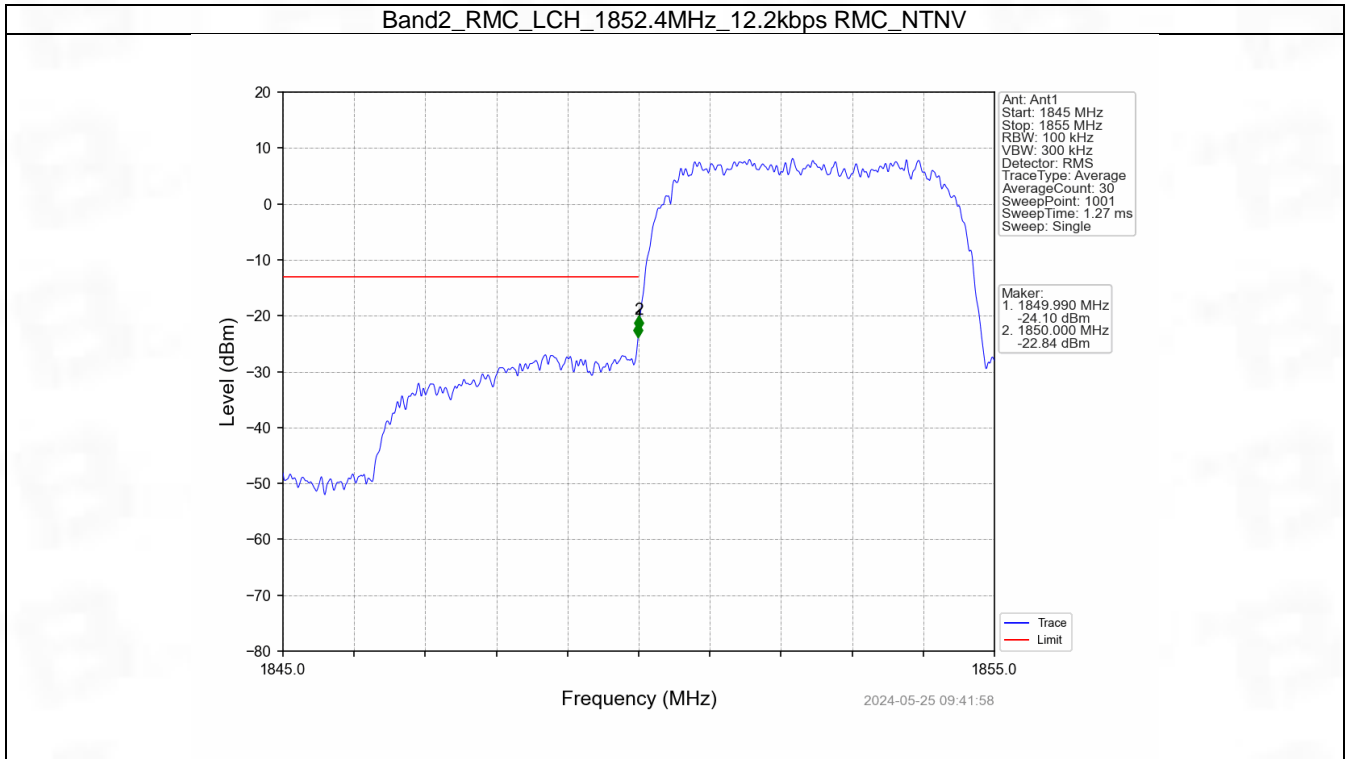
6. Spurious Emission

6.1 Band2

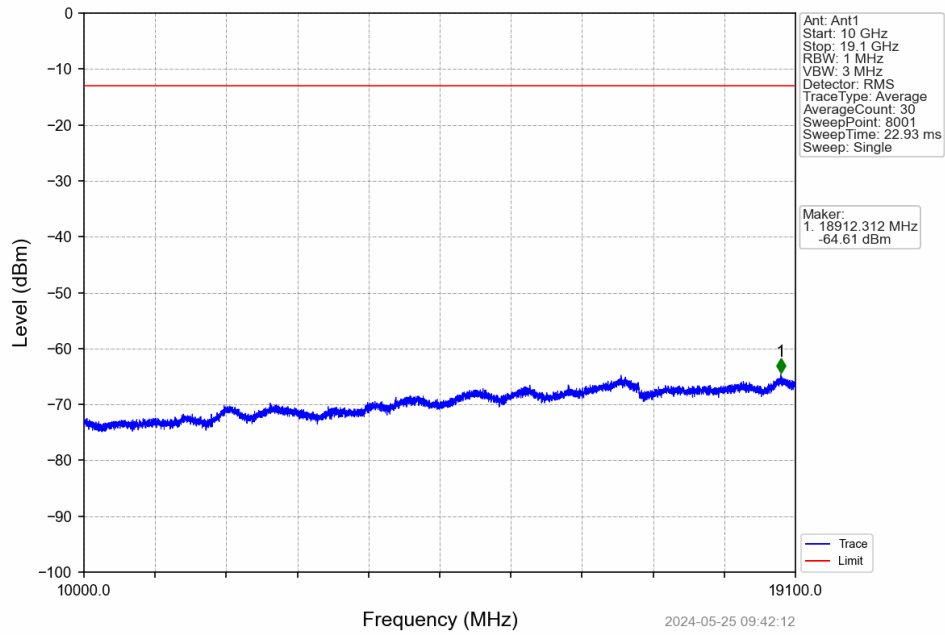
6.1.1 Test Result

Band: 2						
ENV	Mode		Frequency (MHz)	Spurious Emission		Verdict
	Network	Subset		Result	Limit	
NTNV	RMC	12.2kbps RMC	1852.4	Refer To Test Graph	Pass	
			1880	Refer To Test Graph	Pass	
			1907.6	Refer To Test Graph	Pass	
	HSDPA	Subtest 1	1852.4	Refer To Test Graph	Pass	
			1880	Refer To Test Graph	Pass	
			1907.6	Refer To Test Graph	Pass	
	HSUPA	Subtest 1	1852.4	Refer To Test Graph	Pass	
			1880	Refer To Test Graph	Pass	
			1907.6	Refer To Test Graph	Pass	

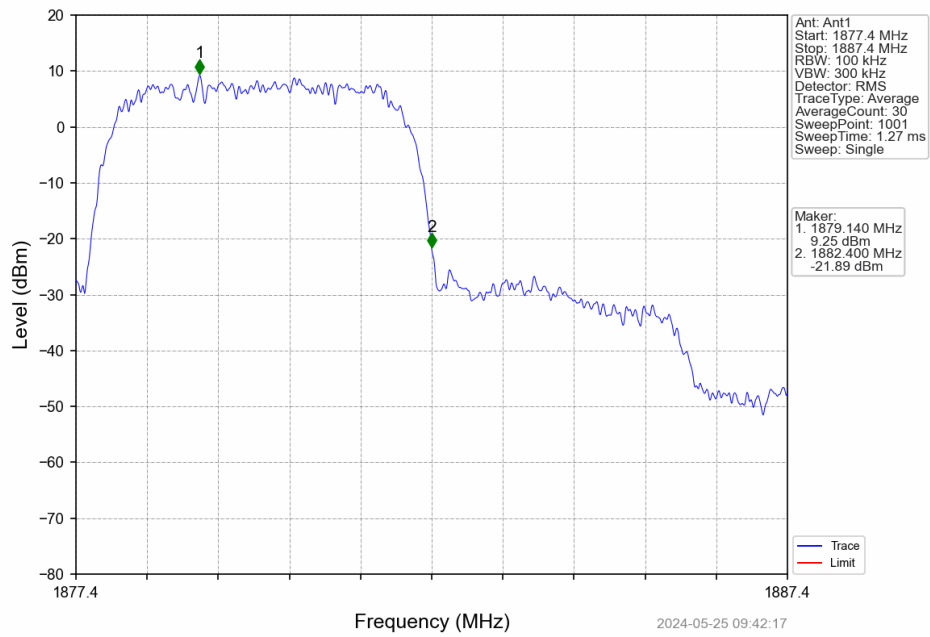
6.1.2 Test Graph



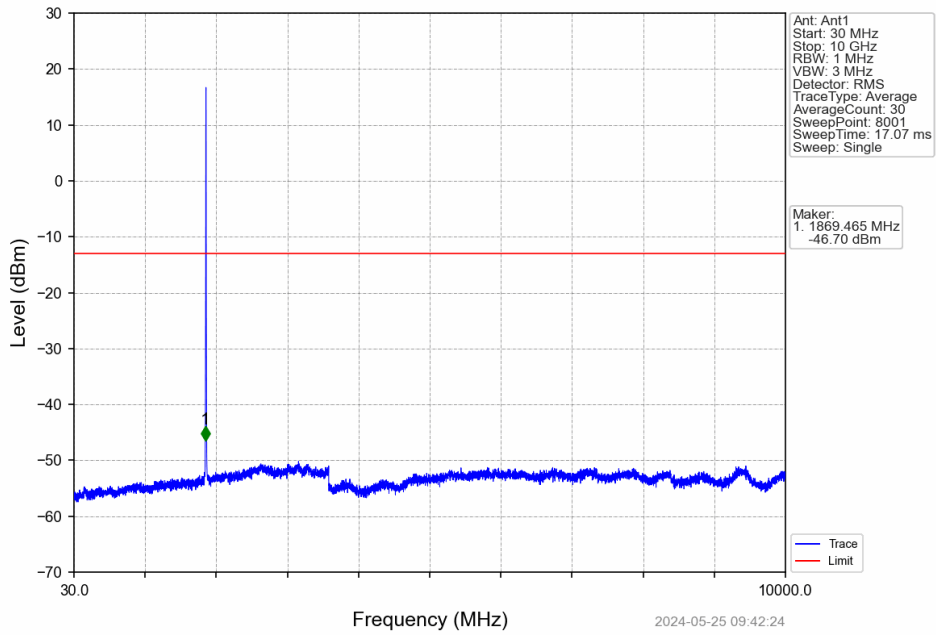
Band2_RMC_LCH_1852.4MHz_12.2kbps RMC_NTNV



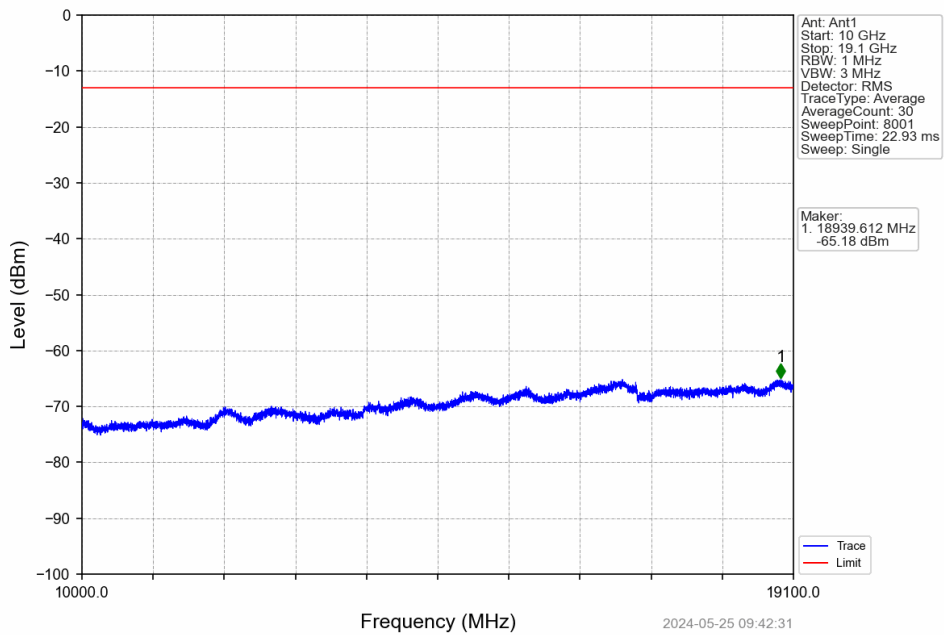
Band2_RMC_MCH_1880MHz_12.2kbps RMC_NTNV



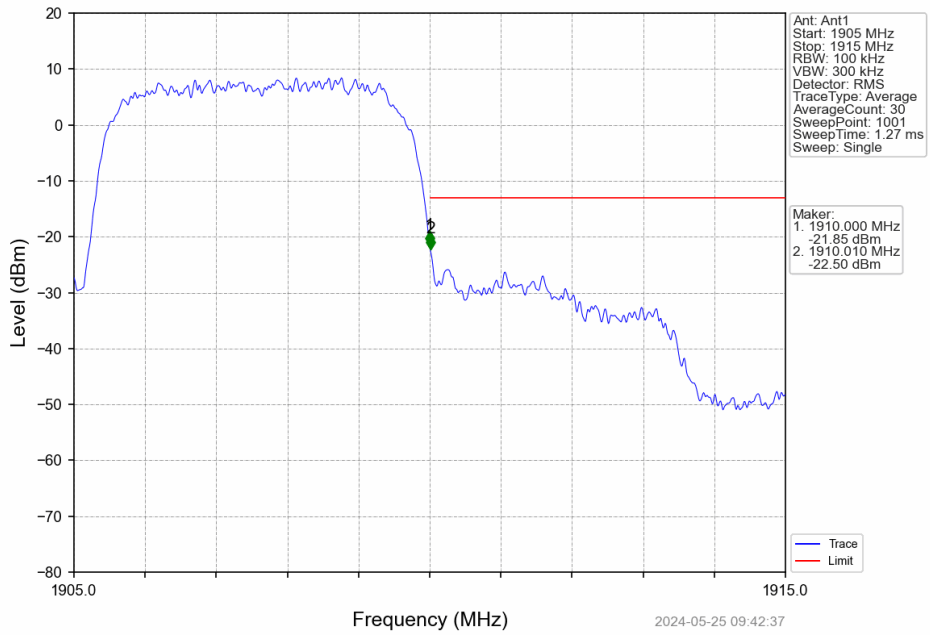
Band2_RMC_MCH_1880MHz_12.2kbps RMC_NTNV



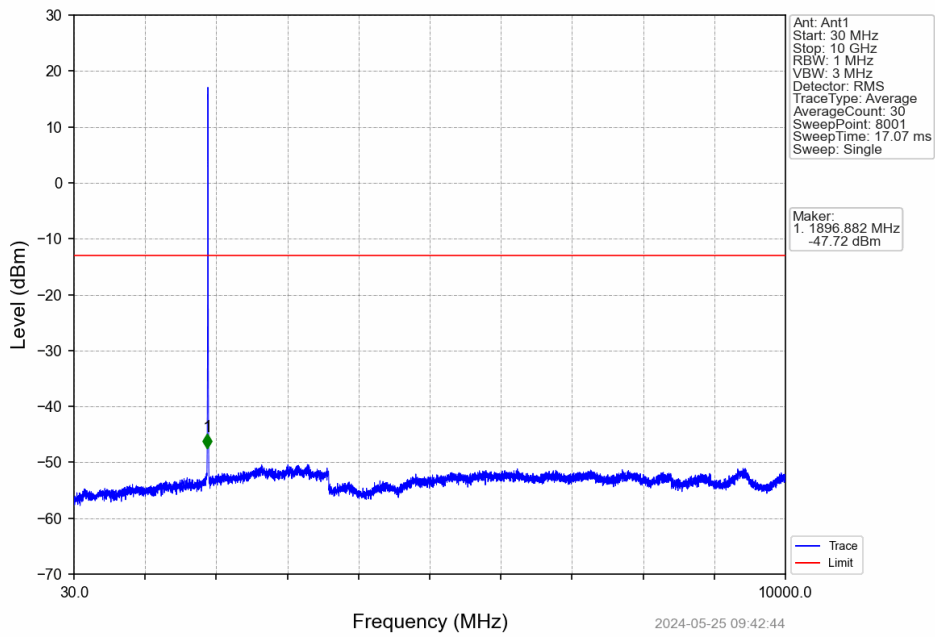
Band2_RMC_MCH_1880MHz_12.2kbps RMC_NTNV



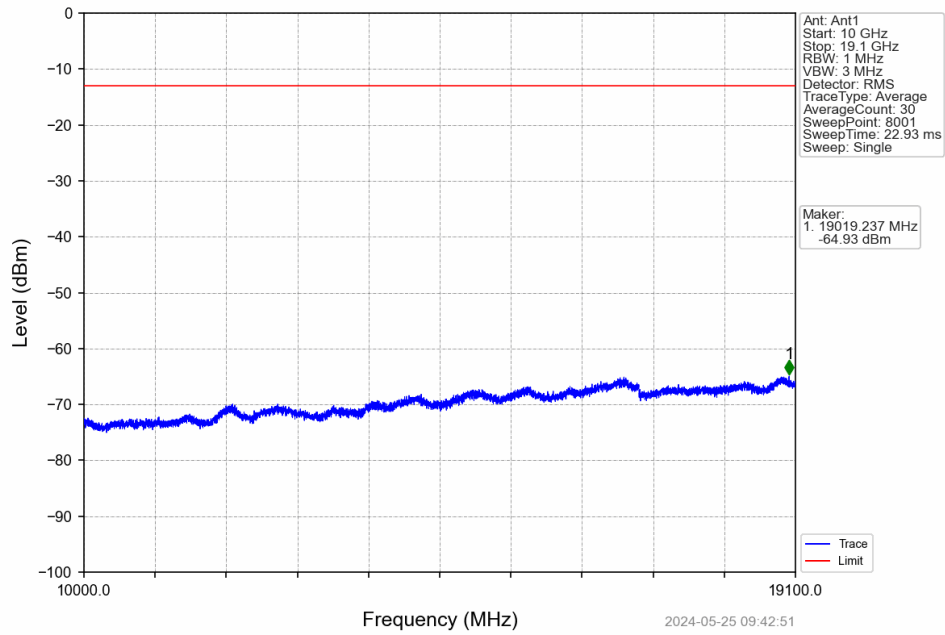
Band2_RMC_HCH_1907.6MHz_12.2kbps RMC_NTNV



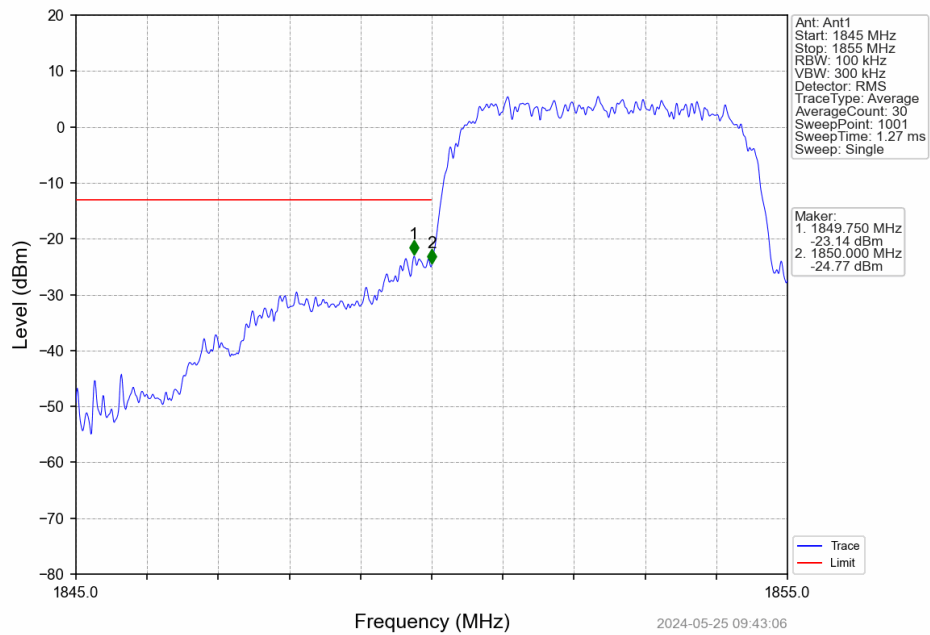
Band2_RMC_HCH_1907.6MHz_12.2kbps RMC_NTNV



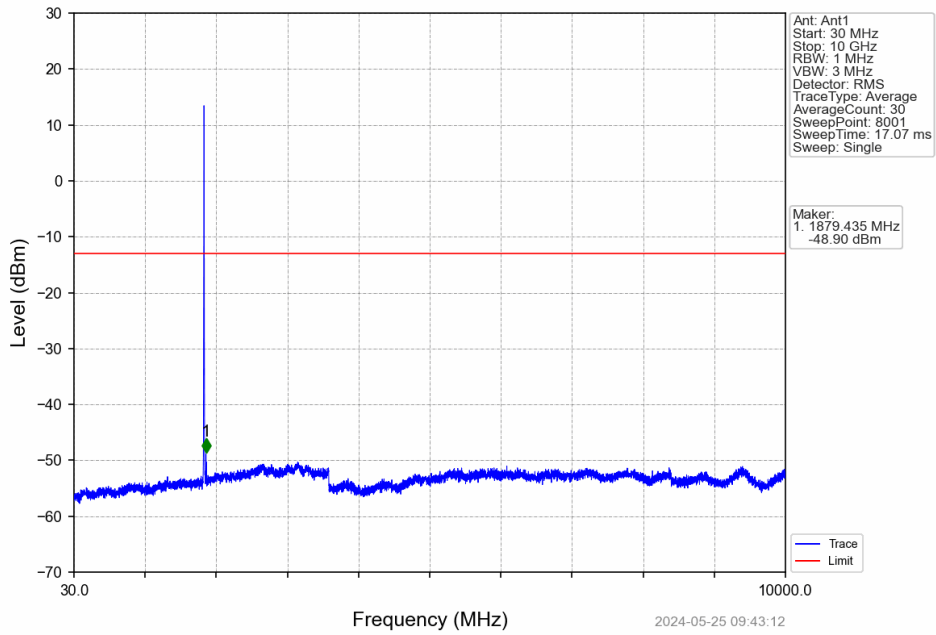
Band2_RMC_HCH_1907.6MHz_12.2kbps RMC_NTNV



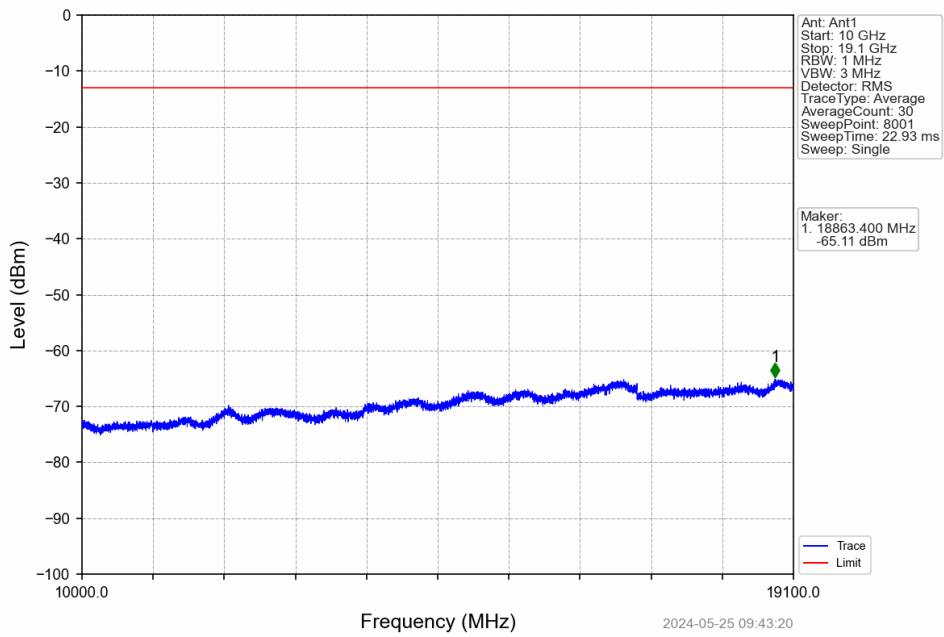
Band2_HSDPA_LCH_1852.4MHz_Subtest 1_NTNV



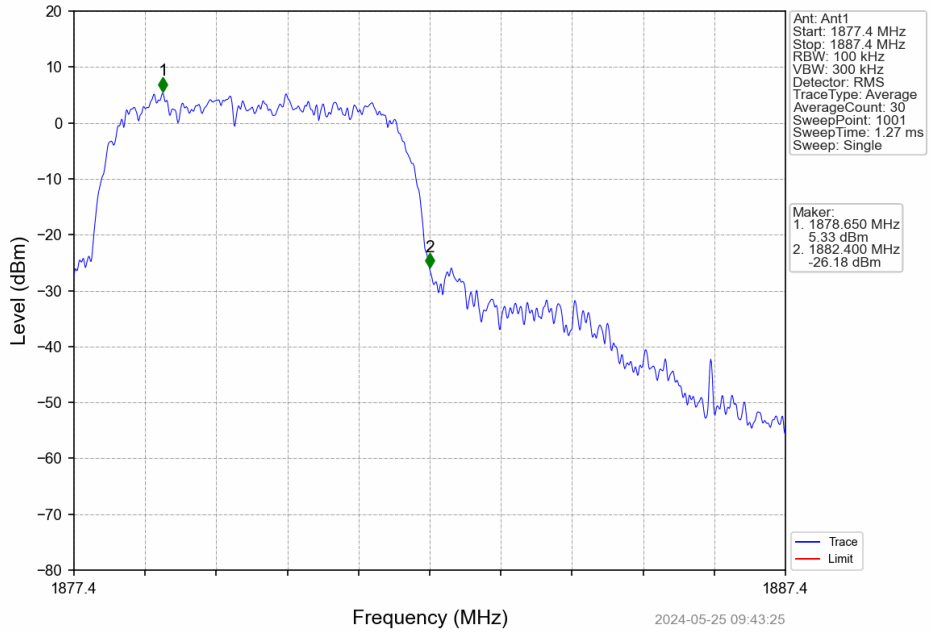
Band2_HSDPA_LCH_1852.4MHz_Subtest 1_NTNV



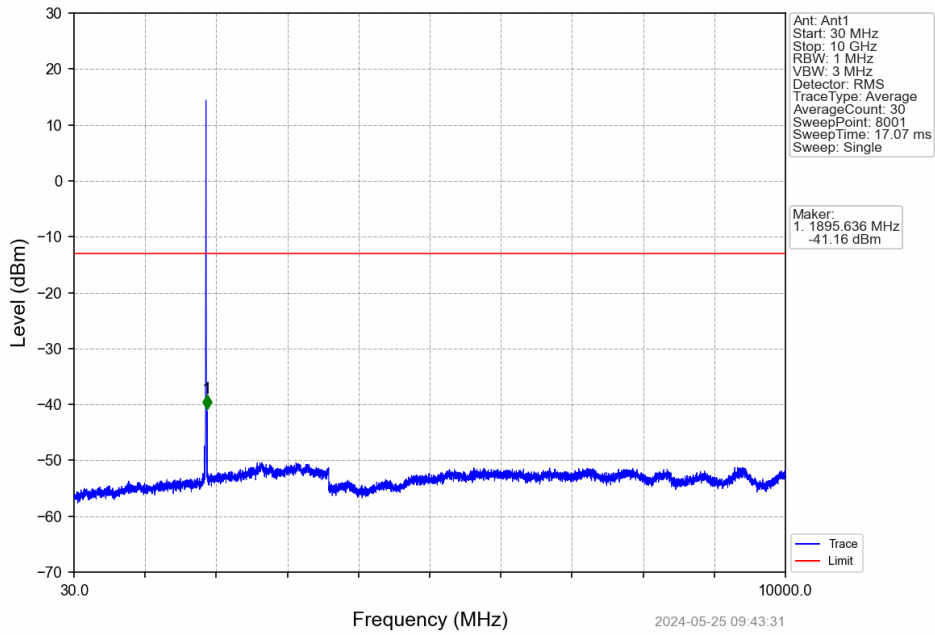
Band2_HSDPA_LCH_1852.4MHz_Subtest 1_NTNV



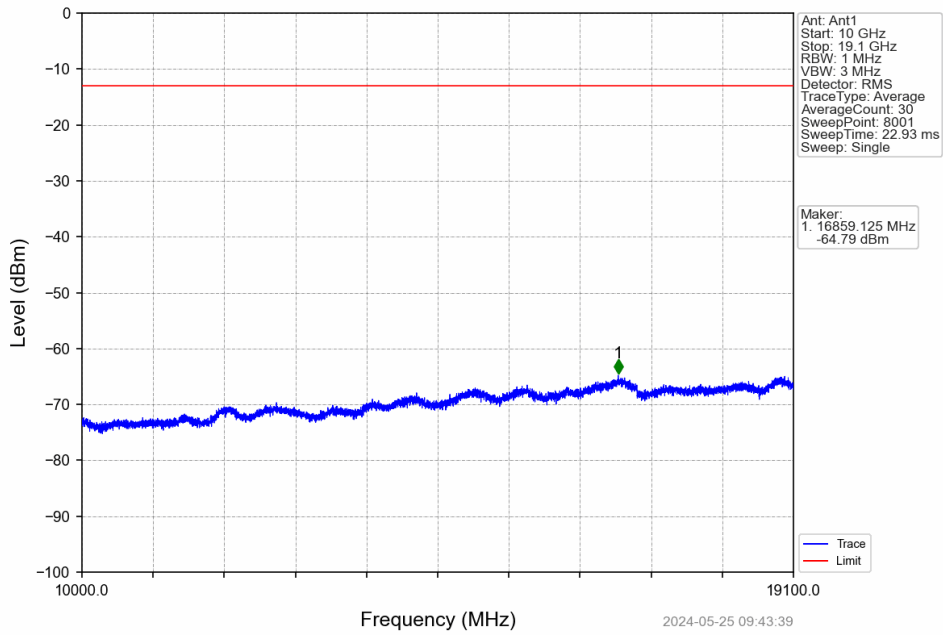
Band2_HSDPA_MCH_1880MHz_Subtest 1_NTNV



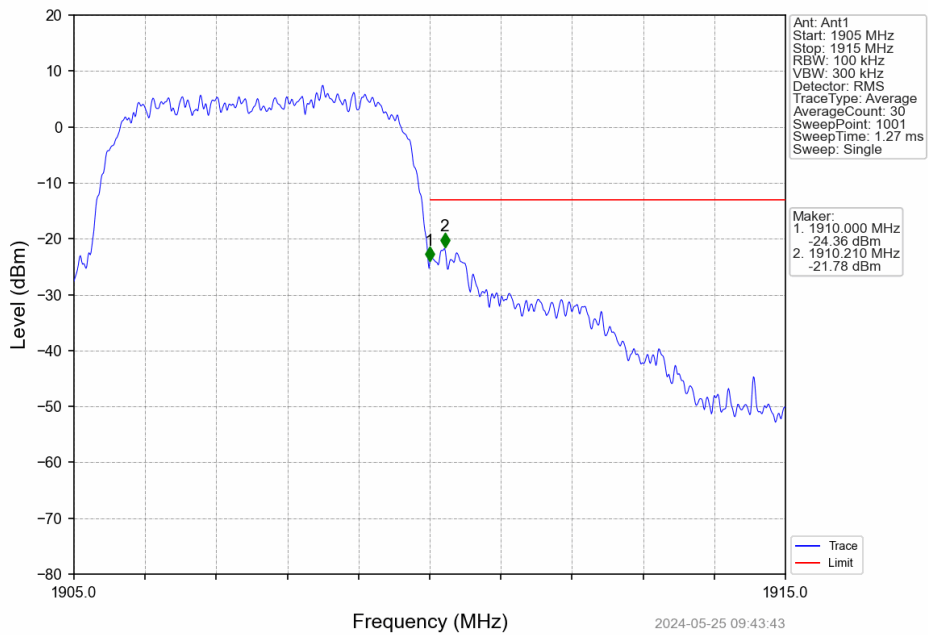
Band2_HSDPA_MCH_1880MHz_Subtest 1_NTNV



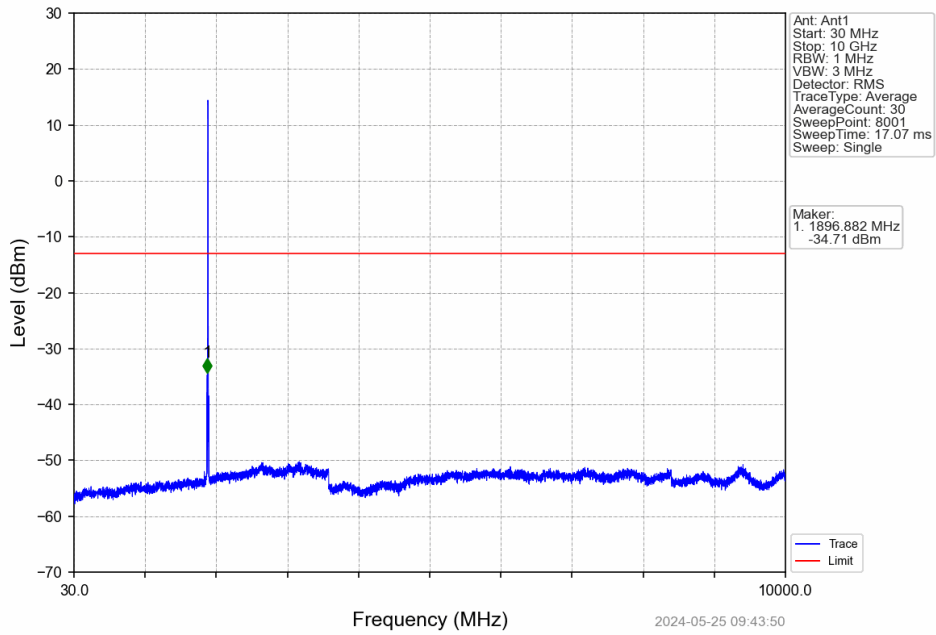
Band2_HSDPA_MCH_1880MHz_Subtest 1_NTNV



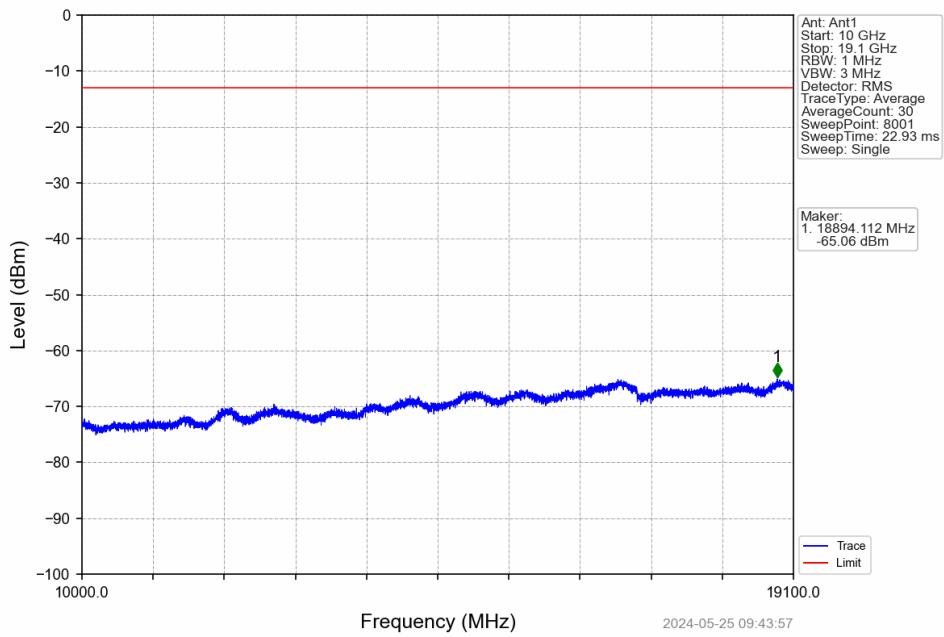
Band2_HSDPA_HCH_1907.6MHz_Subtest 1_NTNV



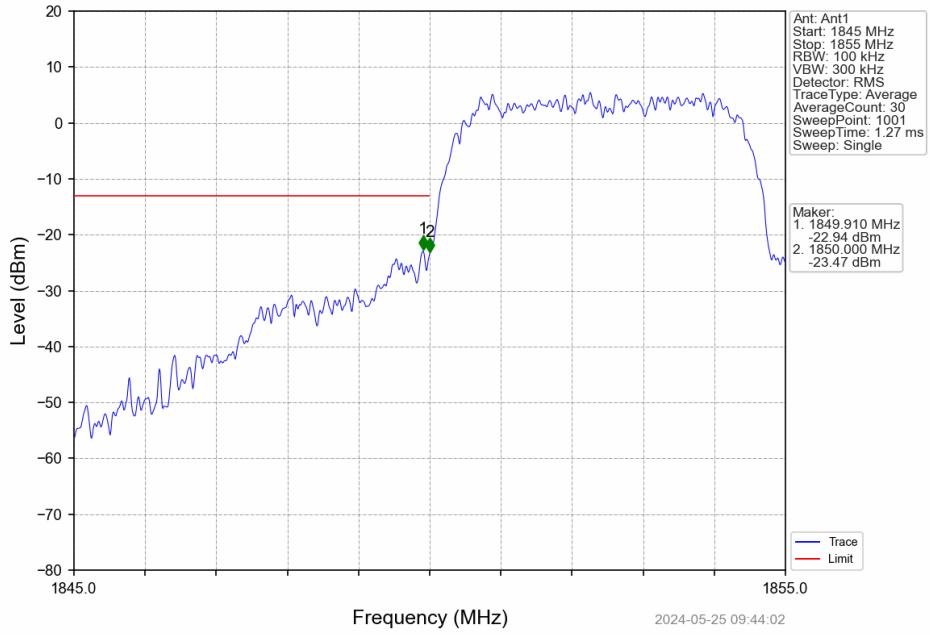
Band2_HSDPA_HCH_1907.6MHz_Subtest 1_NTNV



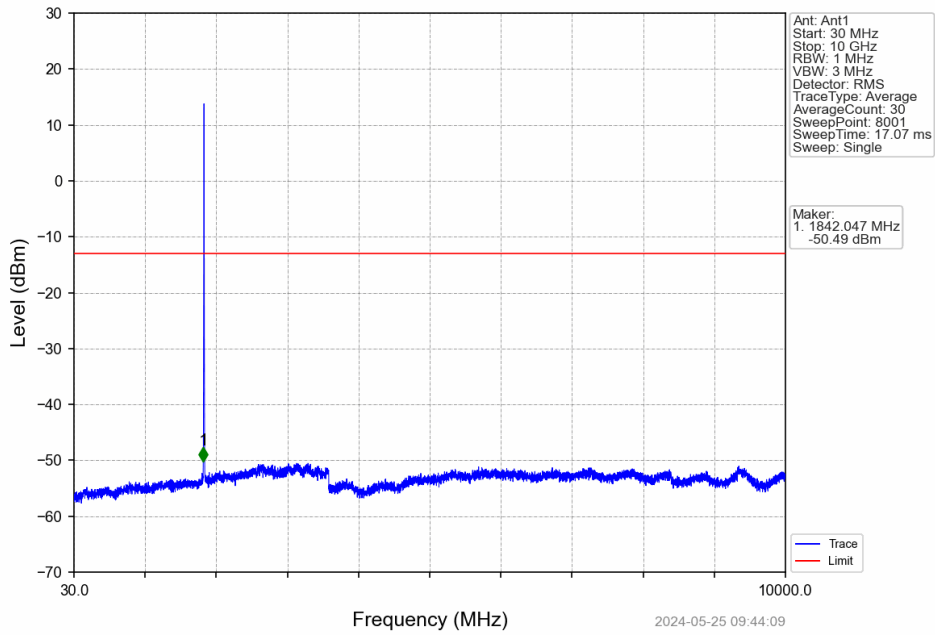
Band2_HSDPA_HCH_1907.6MHz_Subtest 1_NTNV



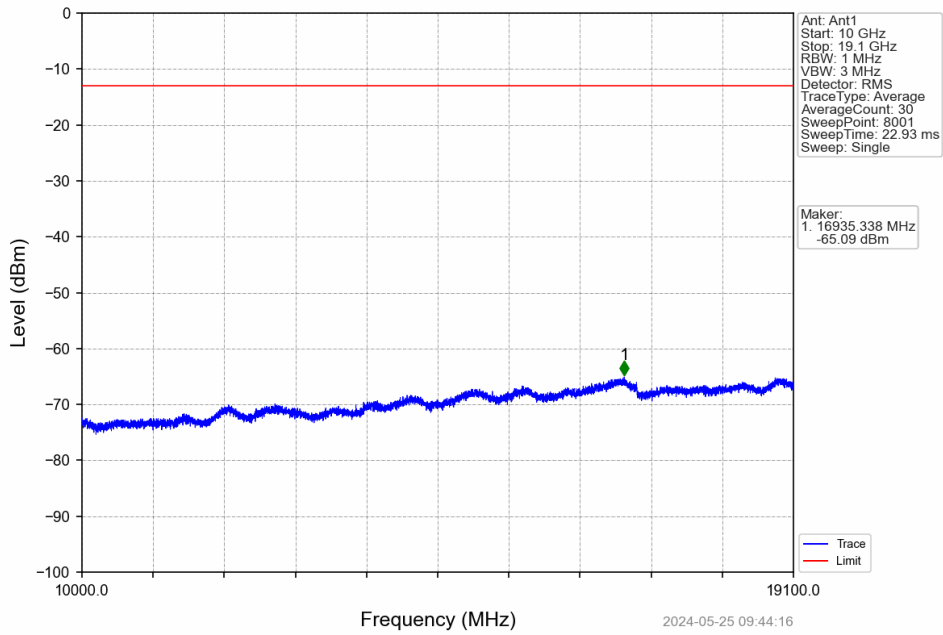
Band2_HSUPA_LCH_1852.4MHz_Subtest 1_NTNV



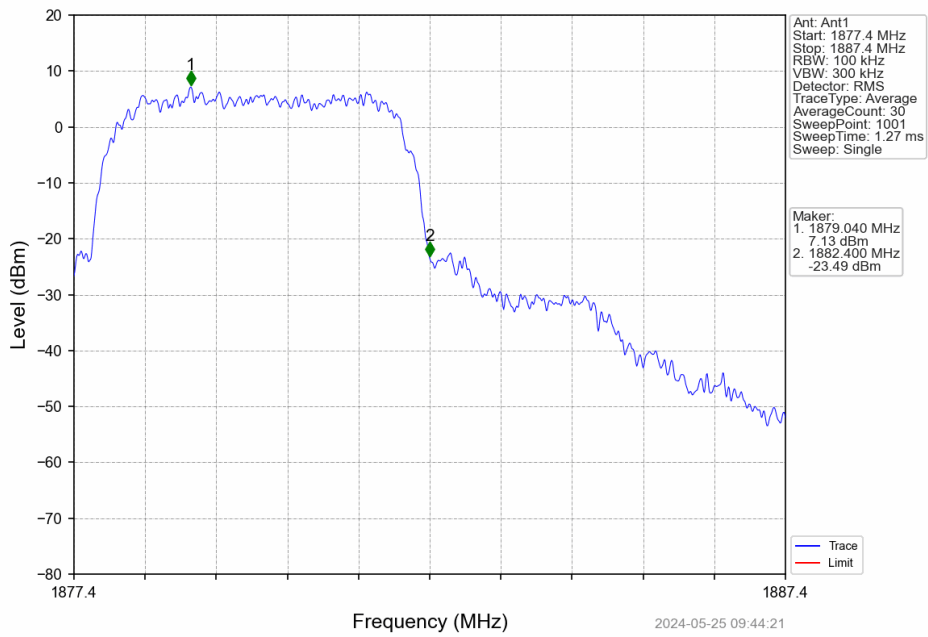
Band2_HSUPA_LCH_1852.4MHz_Subtest 1_NTNV



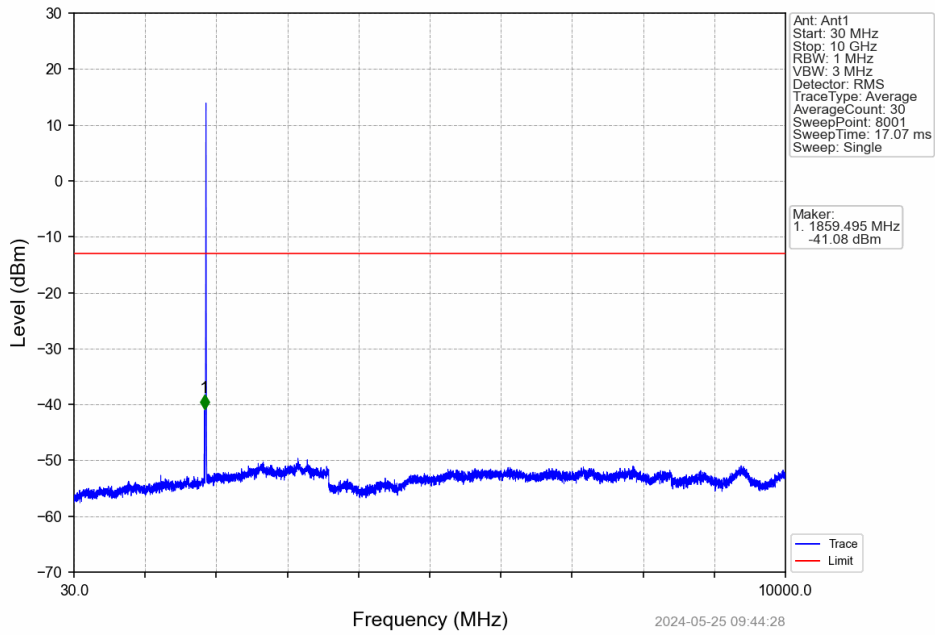
Band2_HSUPA_LCH_1852.4MHz_Subtest 1_NTNV



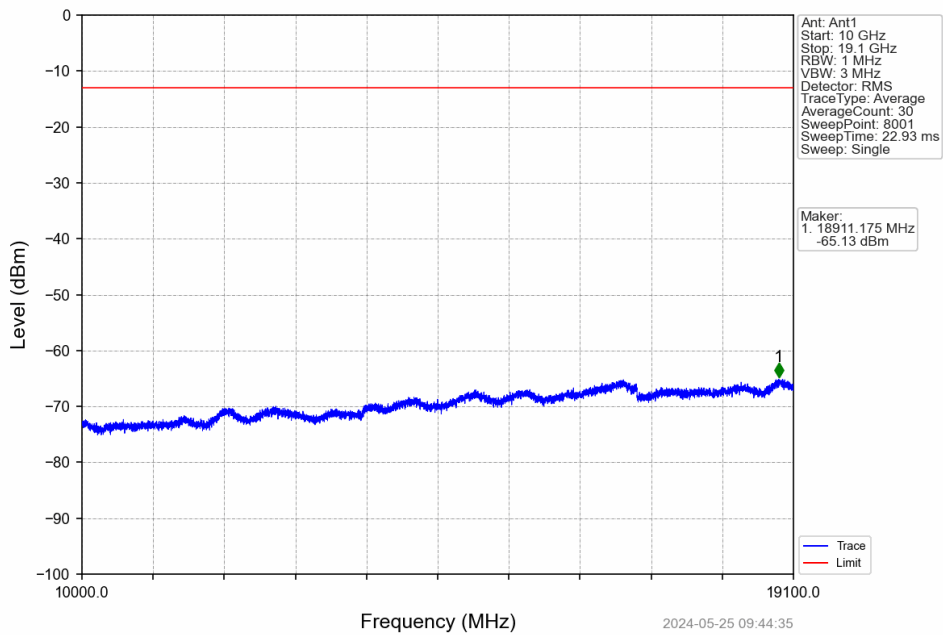
Band2_HSUPA_MCH_1880MHz_Subtest 1_NTNV



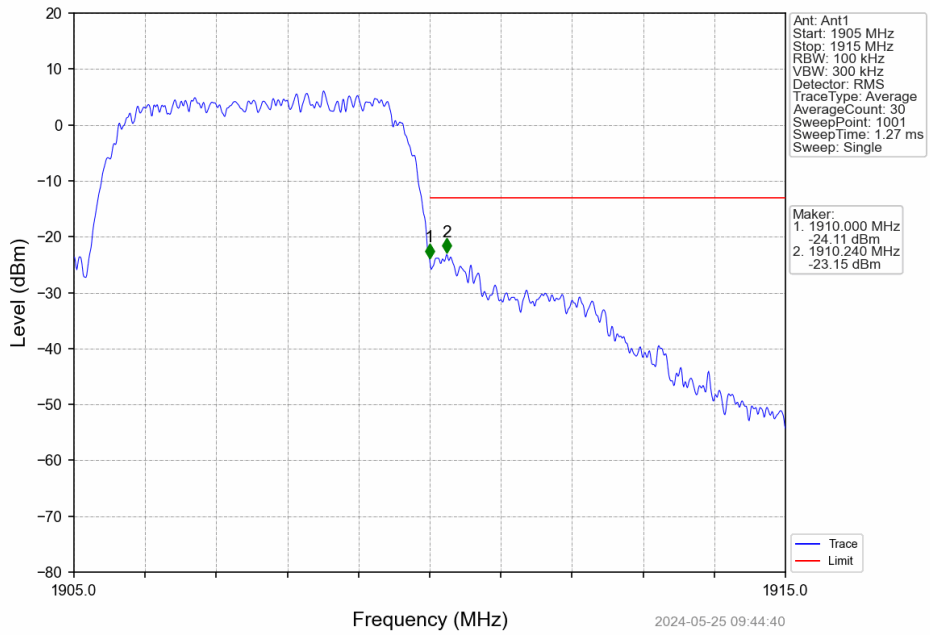
Band2_HSUPA_MCH_1880MHz_Subtest 1_NTNV



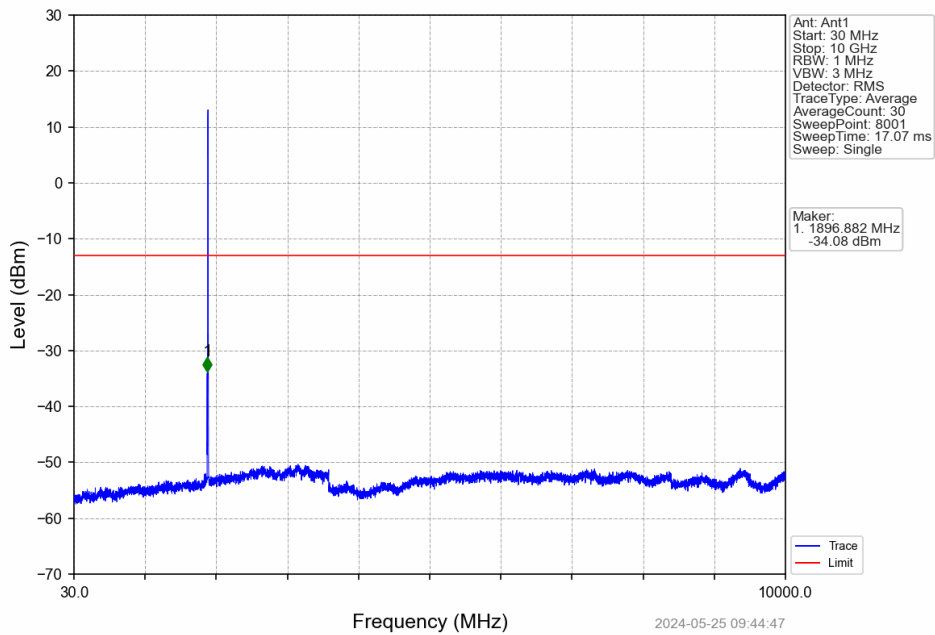
Band2_HSUPA_MCH_1880MHz_Subtest 1_NTNV



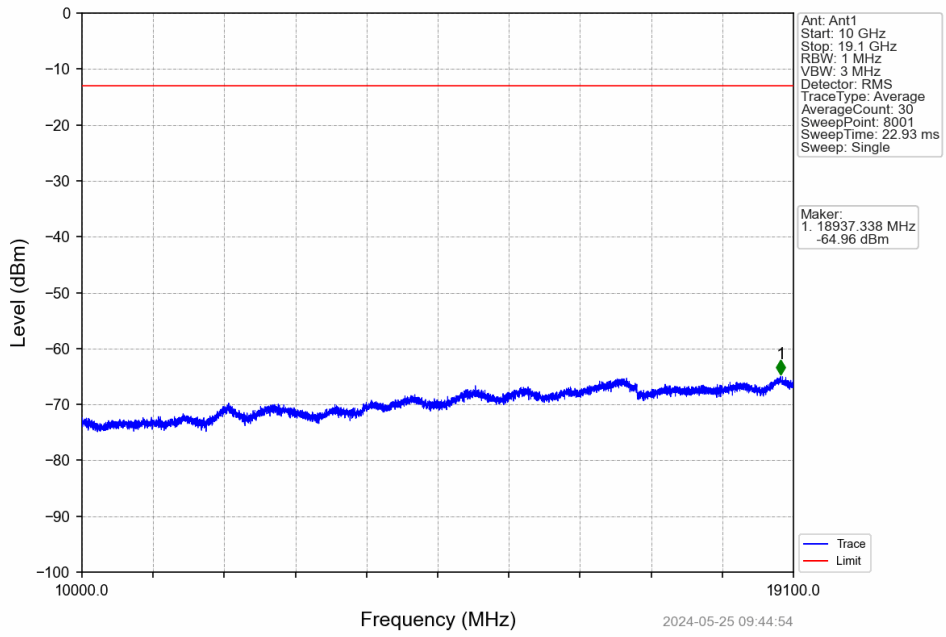
Band2_HSUPA_HCH_1907.6MHz_Subtest 1_NTNV



Band2_HSUPA_HCH_1907.6MHz_Subtest 1_NTNV



Band2_HSUPA_HCH_1907.6MHz_Subtest 1_NTNV



7. Form731

7.1 Form731_Power

7.1.1 Test Result

Band	BW	Lower Freq	High Freq	MAX Power (W)	Value	Hz/ppm	Emission Designator	Rule Parts	MAX Power (dBm)
2	3.84	1852.4	1907.6	0.1585	0.0195	ppm	4M22F9W	24E	22.00

7.2 Form731_EIRP

7.2.1 Test Result

Band	BW	Lower Freq	High Freq	MAX Power (W)	Value	Hz/ppm	Emission Designator	Rule Parts	MAX Power (dBm)
2	3.84	1852.4	1907.6	0.1910	0.0195	ppm	4M22F9W	24E	22.81