



# Appendix A

## Detailed System Check Results

1. System Performance Check
System Performance Check 750 MHz Head
System Performance Check 835 MHz Head
System Performance Check 1750 MHz Head
System Performance Check 1900 MHz Head
System Performance Check 2450 MHz Head
System Performance Check 2600 MHz Head



Test Laboratory: LCS-SAR Lab

### System Check\_750Mhz

**DUT: D750V3; Type: D750V3; Serial: 1191**

Communication System: UID 0, CW (0); Frequency: 750 MHz; Duty Cycle: 1:1

Medium parameters used:  $f = 750 \text{ MHz}$ ;  $\sigma = 0.874 \text{ S/m}$ ;  $\epsilon_r = 42.668$ ;  $\rho = 1000 \text{ kg/m}^3$

Phantom section: Flat Section

DASY Configuration:

- Probe: EX3DV4 - SN3805; ConvF(9.66, 9.66, 9.66); Calibrated: 2023/11/23;
- Sensor-Surface: 2mm (Mechanical Surface Detection)
- Electronics: DAE3 Sn373; Calibrated: 2024/1/3
- Phantom: SAM v5.0; Type: SAM; Serial: 1850
- DASY52 52.8.8(1222); SEMCAD X 14.6.10(7331)

**Configuration/Unnamed procedure/Area Scan (9x9x1):** Measurement grid:  $dx=15\text{mm}$ ,  $dy=15\text{mm}$

Maximum value of SAR (measured) = 2.35 W/kg

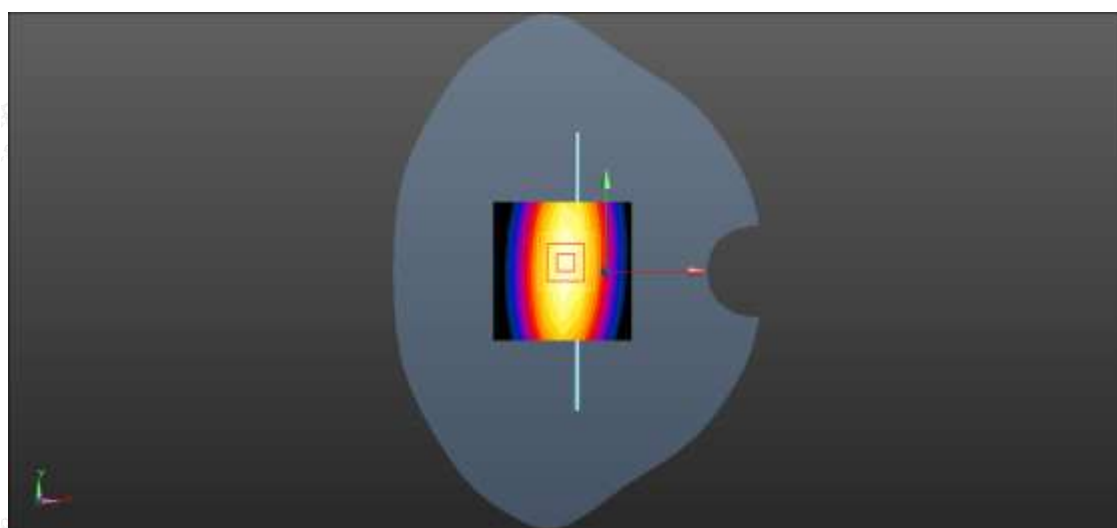
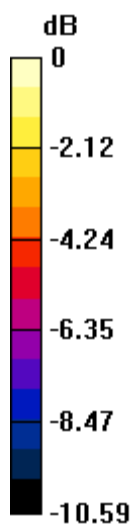
**Configuration/Unnamed procedure/Zoom Scan (5x5x7)/Cube 0:** Measurement grid:  $dx=8\text{mm}$ ,  $dy=8\text{mm}$ ,  $dz=5\text{mm}$

Reference Value = 55.11 V/m; Power Drift = -0.14 dB

Peak SAR (extrapolated) = 3.34 W/kg

**SAR(1 g) = 2.14 W/kg; SAR(10 g) = 1.42 W/kg**

Maximum value of SAR (measured) = 2.25 W/kg



0 dB = 2.25 W/kg = 3.52 dBW/kg





Test Laboratory: LCS-SAR Lab

**System Check\_835Mhz**

**DUT: D835V2; Type: D835V2; Serial: 4d124**

Communication System: UID 0, CW (0); Frequency: 835 MHz; Duty Cycle: 1:1

Medium parameters used:  $f = 835 \text{ MHz}$ ;  $\sigma = 0.914 \text{ S/m}$ ;  $\epsilon_r = 40.662$ ;  $\rho = 1000 \text{ kg/m}^3$

Phantom section: Flat Section

**DASY Configuration:**

- Probe: EX3DV4 - SN3805; ConvF(9.26, 9.26, 9.26); Calibrated: 2023/11/23;
- Sensor-Surface: 2mm (Mechanical Surface Detection)
- Electronics: DAE3 Sn373; Calibrated: 2024/1/3
- Phantom: SAM v5.0; Type: SAM; Serial: 1850
- DASY52 52.8.8(1222); SEMCAD X 14.6.10(7331)

**Configuration/Unnamed procedure/Area Scan (5x18x1):** Measurement grid:  $dx=15\text{mm}$ ,  $dy=15\text{mm}$

Maximum value of SAR (measured) = 3.42 W/kg

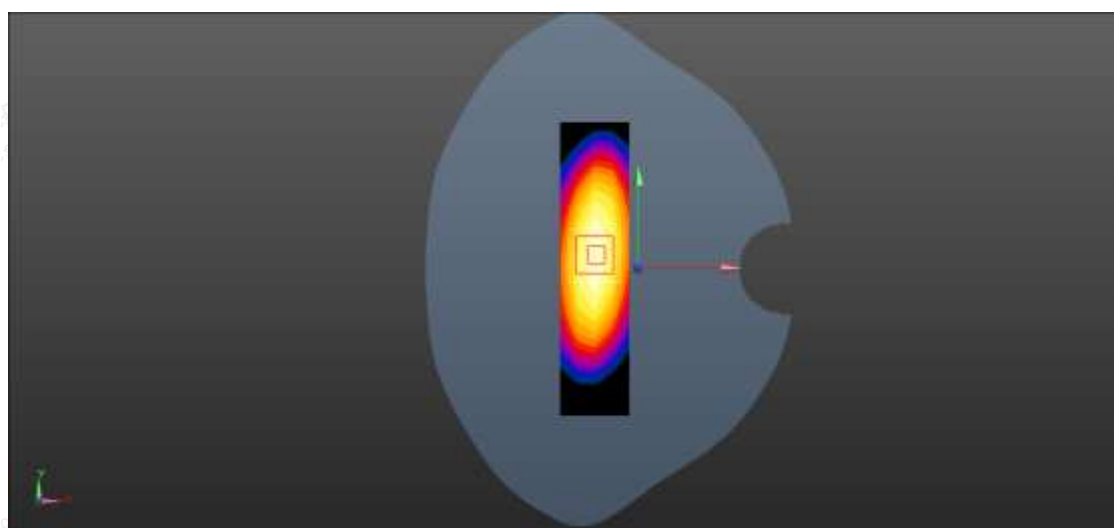
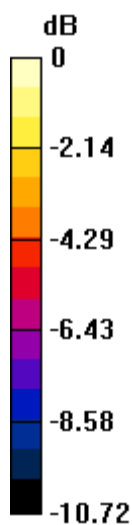
**Configuration/Unnamed procedure/Zoom Scan (5x5x7)/Cube 0:** Measurement grid:  $dx=8\text{mm}$ ,  $dy=8\text{mm}$ ,  $dz=5\text{mm}$

Reference Value = 54.33 V/m; Power Drift = -0.19 dB

Peak SAR (extrapolated) = 3.70 W/kg

**SAR(1 g) = 2.45 W/kg; SAR(10 g) = 1.48 W/kg**

Maximum value of SAR (measured) = 3.32 W/kg



0 dB = 3.32 W/kg = 5.21 dBW/kg





Test Laboratory: LCS-SAR Lab

**System Check\_1750Mhz**

**DUT: D1750V2; Type: D1750V2; Serial: 1035**

Communication System: UID 0, CW (0); Frequency: 1750 MHz;Duty Cycle: 1:1

Medium parameters used:  $f = 1750 \text{ MHz}$ ;  $\sigma = 1.411 \text{ S/m}$ ;  $\epsilon_r = 40.744$ ;  $\rho = 1000 \text{ kg/m}^3$

Phantom section: Flat Section

DASY Configuration:

- Probe: EX3DV4 - SN3805; ConvF(8.16, 8.16, 8.16); Calibrated: 2023/11/23;
- Sensor-Surface: 2mm (Mechanical Surface Detection)
- Electronics: DAE3 Sn373; Calibrated: 2024/1/3
- Phantom: SAM v5.0; Type: SAM; Serial: 1850
- DASY52 52.8.8(1222); SEMCAD X 14.6.10(7331)

**Configuration/Unnamed procedure/Area Scan (6x10x1):** Measurement grid:  $dx=15\text{mm}$ ,  $dy=15\text{mm}$

Maximum value of SAR (measured) = 11.1 W/kg

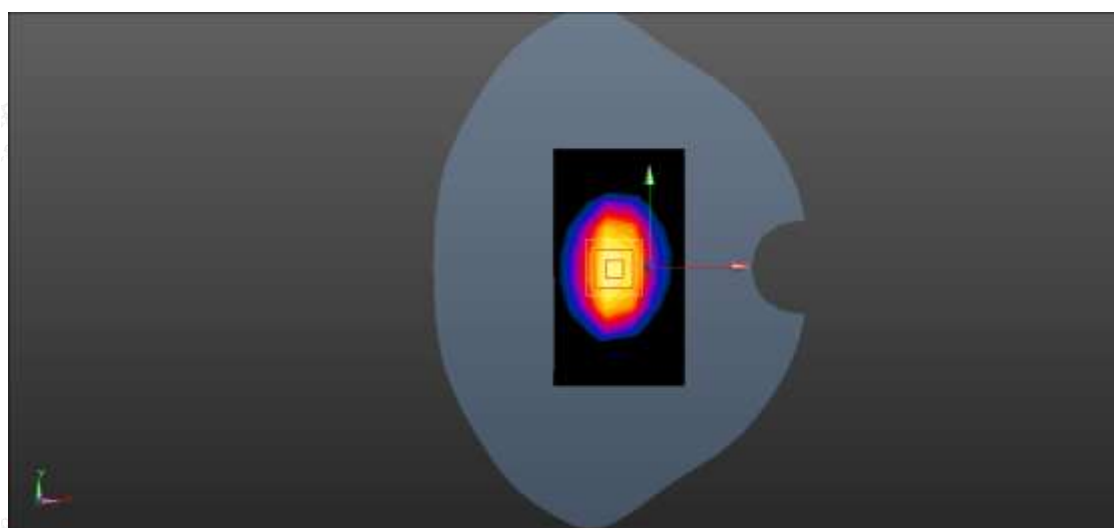
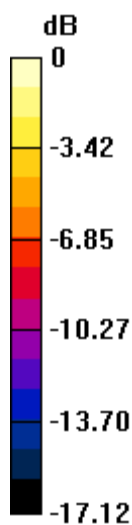
**Configuration/Unnamed procedure/Zoom Scan (5x5x7)/Cube 0:** Measurement grid:  $dx=8\text{mm}$ ,  $dy=8\text{mm}$ ,  $dz=5\text{mm}$

Reference Value = 82.32 V/m; Power Drift = -0.12 dB

Peak SAR (extrapolated) = 16.4 W/kg

**SAR(1 g) = 9.14 W/kg; SAR(10 g) = 4.65 W/kg**

Maximum value of SAR (measured) = 10.5 W/kg



0 dB = 10.5 W/kg = 10.21 dBW/kg



Test Laboratory: LCS-SAR Lab

### System Check\_1900Mhz

**DUT: D1900V2; Type: D1900V2; Serial: 5d055**

Communication System: UID 0, CW (0); Frequency: 1900 MHz; Duty Cycle: 1:1

Medium parameters used:  $f = 1900$  MHz;  $\sigma = 1.415$  S/m;  $\epsilon_r = 40.654$ ;  $\rho = 1000$  kg/m<sup>3</sup>

Phantom section: Flat Section

DASY Configuration:

- Probe: EX3DV4 - SN3805; ConvF(7.85, 7.85, 7.85); Calibrated: 2023/11/23;
- Sensor-Surface: 2mm (Mechanical Surface Detection)
- Electronics: DAE3 Sn373; Calibrated: 2024/1/3
- Phantom: SAM v5.0; Type: SAM; Serial: 1850
- DASY52 52.8.8(1222); SEMCAD X 14.6.10(7331)

**Configuration/Unnamed procedure/Area Scan (6x10x1):** Measurement grid: dx=15mm, dy=15mm

Maximum value of SAR (measured) = 13.1 W/kg

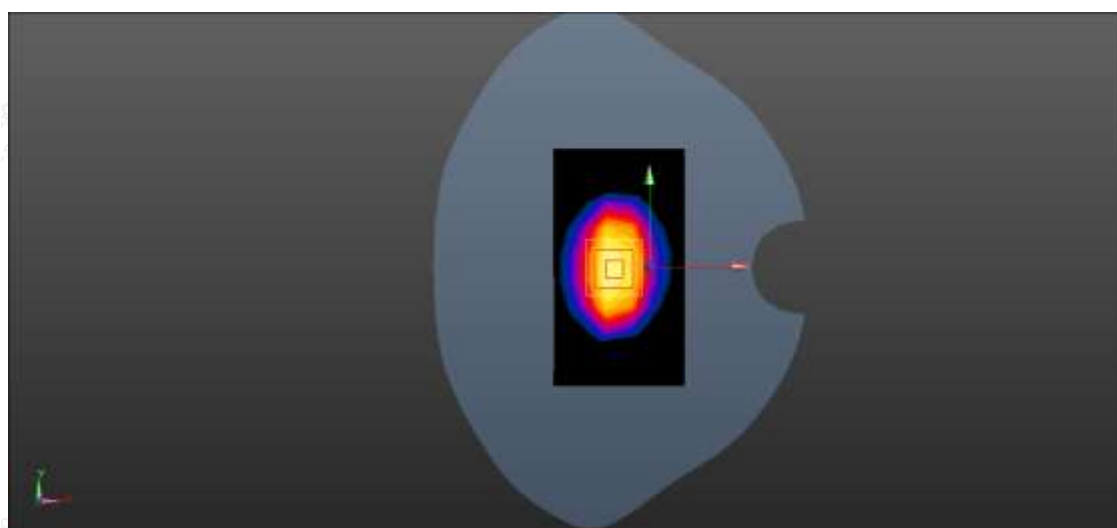
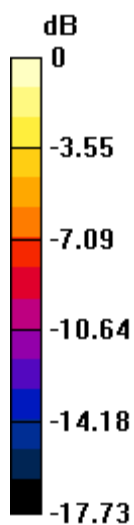
**Configuration/Unnamed procedure/Zoom Scan (5x5x7)/Cube 0:** Measurement grid: dx=8mm, dy=8mm, dz=5mm

Reference Value = 90.44 V/m; Power Drift = -0.02 dB

Peak SAR (extrapolated) = 18.1 W/kg

**SAR(1 g) = 10.41 W/kg; SAR(10 g) = 5.47 W/kg**

Maximum value of SAR (measured) = 12.5 W/kg



0 dB = 12.5 W/kg = 10.97 dBW/kg



Shenzhen LCS Compliance Testing Laboratory Ltd.

Add: 101, 201 Bldg A & 301 Bldg C, Juji Industrial Park Yabianxueziwei, Shajing Street, Baoan District, Shenzhen, 518000, China

Tel: +(86) 0755-82591330 | E-mail: webmaster@lcs-cert.com | Web: www.lcs-cert.com

Scan code to check authenticity

Test Laboratory: LCS-SAR Lab

### System Check\_2450Mhz

**DUT: D2450V2; Type: D2450V2; Serial:808**

Communication System: UID 0, CW (0); Frequency: 2450 MHz; Duty Cycle: 1:1

Medium parameters used:  $f = 2450$  MHz;  $\sigma = 1.821$  S/m;  $\epsilon_r = 39.668$ ;  $\rho = 1000$  kg/m<sup>3</sup>

Phantom section: Flat Section

DASY Configuration:

- Probe: EX3DV4 - SN3805; ConvF(7.42, 7.42, 7.42); Calibrated: 2023/11/23;
- Sensor-Surface: 2mm (Mechanical Surface Detection)
- Electronics: DAE3 Sn373; Calibrated: 2024/1/3
- Phantom: SAM v5.0; Type: SAM; Serial: 1850
- DASY52 52.8.8(1222); SEMCAD X 14.6.10(7331)

**Configuration/Unnamed procedure/Area Scan (4x8x1):** Measurement grid: dx=12mm, dy=12mm

Maximum value of SAR (measured) = 16.7 W/kg

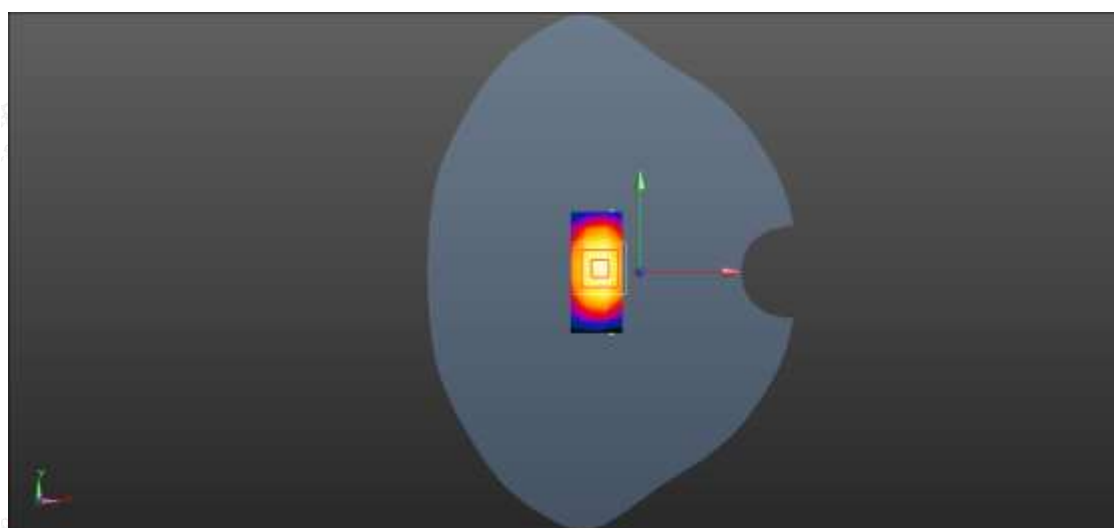
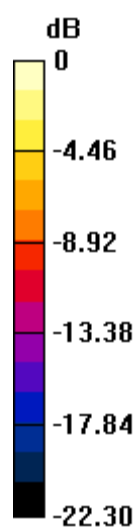
**Configuration/Unnamed procedure/Zoom Scan (7x7x7)/Cube 0:** Measurement grid: dx=5mm, dy=5mm, dz=5mm

Reference Value = 88.65 V/m; Power Drift = 0.02 dB

Peak SAR (extrapolated) = 25.4 W/kg

**SAR(1 g) = 12.69 W/kg; SAR(10 g) = 5.69 W/kg**

Maximum value of SAR (measured) = 15.2 W/kg



0 dB = 15.2 W/kg = 11.82 dBW/kg







Test Laboratory: LCS-SAR Lab

**System Check\_2600Mhz**

**DUT: D2600V2; Type: D2600V2; Serial: 1071**

Communication System: UID 0, CW (0); Frequency: 2600 MHz;Duty Cycle: 1:1

Medium parameters used:  $f = 2600 \text{ MHz}$ ;  $\sigma = 1.974 \text{ S/m}$ ;  $\epsilon_r = 39.454$ ;  $\rho = 1000 \text{ kg/m}^3$

Phantom section: Flat Section

**DASY Configuration:**

- Probe: EX3DV4 - SN3805; ConvF(7.17, 7.17, 7.17); Calibrated: 2023/11/23;
- Sensor-Surface: 2mm (Mechanical Surface Detection)
- Electronics: DAE3 Sn373; Calibrated: 2024/1/3
- Phantom: SAM v5.0; Type: SAM; Serial: 1850
- DASY52 52.8.8(1222); SEMCAD X 14.6.10(7331)

**Configuration/Unnamed procedure/Area Scan (4x8x1):** Measurement grid:  $dx=12\text{mm}$ ,  $dy=12\text{mm}$

Maximum value of SAR (measured) = 17.1 W/kg

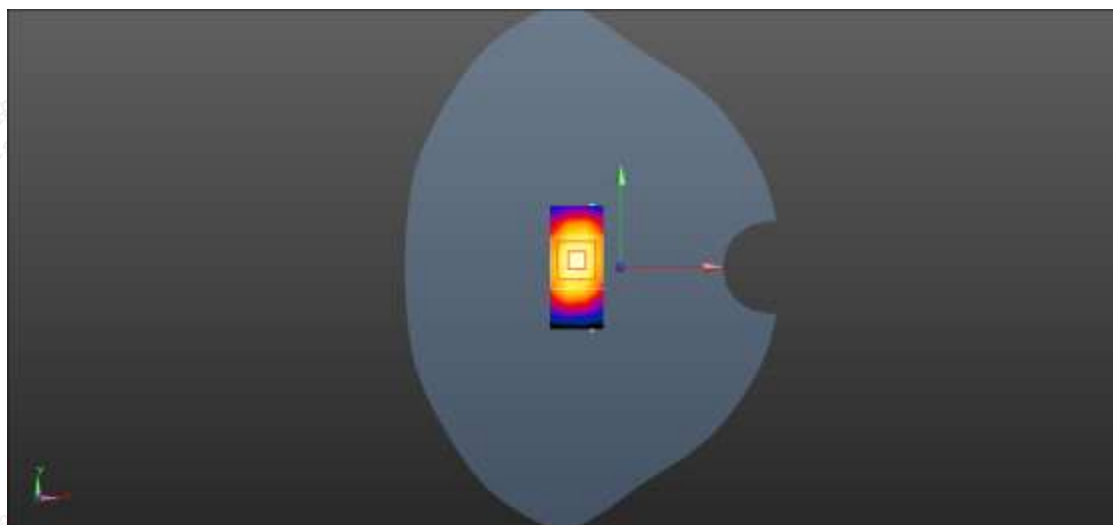
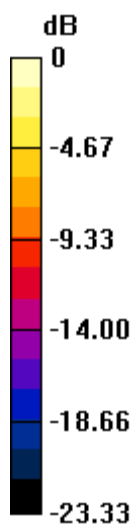
**Configuration/Unnamed procedure/Zoom Scan (7x7x7)/Cube 0:** Measurement grid:  $dx=5\text{mm}$ ,  $dy=5\text{mm}$ ,  $dz=5\text{mm}$

Reference Value = 87.45 V/m; Power Drift = 0.12 dB

Peak SAR (extrapolated) = 29.8 W/kg

**SAR(1 g) = 14.19 W/kg; SAR(10 g) = 6.39 W/kg**

Maximum value of SAR (measured) = 15.2 W/kg



0 dB = 15.8 W/kg = 11.99 dBW/kg

