

1. Effective (Isotropic) Radiated Power Output Data

1.1 B25_1.4MHz_EIRP

1.1.1 Test Result

Band: 25 / Bandwidth: 1.4MHz / NTNV										
Modulation	Frequency (MHz)	RB Allocation		Conducted Power (dBm)	Gain (dBi)	EIRP (dBm)		Verdict		
		Size	Offset			Result	Limit			
QPSK	1850.7	1	0	22.34	0.37	22.71	<=33.01	Pass		
			2	22.51	0.37	22.88	<=33.01	Pass		
			5	22.38	0.37	22.75	<=33.01	Pass		
		3	0	22.42	0.37	22.79	<=33.01	Pass		
			2	22.44	0.37	22.81	<=33.01	Pass		
			3	22.44	0.37	22.81	<=33.01	Pass		
		6	0	21.47	0.37	21.84	<=33.01	Pass		
		1882.5	1	0	22.51	0.37	22.88	<=33.01	Pass	
				2	22.62	0.37	22.99	<=33.01	Pass	
	5			22.50	0.37	22.87	<=33.01	Pass		
	3		0	22.46	0.37	22.83	<=33.01	Pass		
			2	22.54	0.37	22.91	<=33.01	Pass		
			3	22.48	0.37	22.85	<=33.01	Pass		
	6		0	21.60	0.37	21.97	<=33.01	Pass		
	1914.3		1	0	22.78	0.37	23.15	<=33.01	Pass	
				2	22.92	0.37	23.29	<=33.01	Pass	
		5		22.84	0.37	23.21	<=33.01	Pass		
		3	0	22.71	0.37	23.08	<=33.01	Pass		
			2	22.77	0.37	23.14	<=33.01	Pass		
			3	22.69	0.37	23.06	<=33.01	Pass		
		6	0	21.93	0.37	22.30	<=33.01	Pass		
		16QAM	1850.7	1	0	21.35	0.37	21.72	<=33.01	Pass
					2	21.43	0.37	21.80	<=33.01	Pass
	5				21.41	0.37	21.78	<=33.01	Pass	
3	0			21.47	0.37	21.84	<=33.01	Pass		
	2			21.49	0.37	21.86	<=33.01	Pass		
	3			21.48	0.37	21.85	<=33.01	Pass		
6	0			20.34	0.37	20.71	<=33.01	Pass		
1882.5	1			0	21.51	0.37	21.88	<=33.01	Pass	
				2	21.63	0.37	22.00	<=33.01	Pass	
			5	21.52	0.37	21.89	<=33.01	Pass		
	3		0	21.34	0.37	21.71	<=33.01	Pass		
			2	21.40	0.37	21.77	<=33.01	Pass		
			3	21.36	0.37	21.73	<=33.01	Pass		
	6		0	20.52	0.37	20.89	<=33.01	Pass		
	1914.3		1	0	21.60	0.37	21.97	<=33.01	Pass	
				2	21.69	0.37	22.06	<=33.01	Pass	
5				21.60	0.37	21.97	<=33.01	Pass		
3			0	21.81	0.37	22.18	<=33.01	Pass		
			2	21.82	0.37	22.19	<=33.01	Pass		
			3	21.76	0.37	22.13	<=33.01	Pass		
6			0	20.76	0.37	21.13	<=33.01	Pass		

Note1: EIRP=Conducted Power+Antenna Gain

1.2 B25_3MHz_EIRP

1.2.1 Test Result

Band: 25 / Bandwidth: 3MHz / NTN										
Modulation	Frequency (MHz)	RB Allocation		Conducted Power (dBm)	Gain (dBi)	EIRP (dBm)		Verdict		
		Size	Offset			Result	Limit			
QPSK	1851.5	1	0	22.55	0.37	22.92	<=33.01	Pass		
			7	22.67	0.37	23.04	<=33.01	Pass		
			14	22.53	0.37	22.90	<=33.01	Pass		
		8	0	21.54	0.37	21.91	<=33.01	Pass		
			4	21.57	0.37	21.94	<=33.01	Pass		
			7	21.53	0.37	21.90	<=33.01	Pass		
		15	0	21.53	0.37	21.90	<=33.01	Pass		
		1882.5	1	0	22.67	0.37	23.04	<=33.01	Pass	
				7	22.79	0.37	23.16	<=33.01	Pass	
	14			22.66	0.37	23.03	<=33.01	Pass		
	8		0	21.67	0.37	22.04	<=33.01	Pass		
			4	21.69	0.37	22.06	<=33.01	Pass		
			7	21.67	0.37	22.04	<=33.01	Pass		
	15		0	21.58	0.37	21.95	<=33.01	Pass		
	1913.5		1	0	22.91	0.37	23.28	<=33.01	Pass	
				7	23.06	0.37	23.43	<=33.01	Pass	
		14		23.09	0.37	23.46	<=33.01	Pass		
		8	0	21.91	0.37	22.28	<=33.01	Pass		
			4	22.02	0.37	22.39	<=33.01	Pass		
			7	22.00	0.37	22.37	<=33.01	Pass		
		15	0	21.91	0.37	22.28	<=33.01	Pass		
		16QAM	1851.5	1	0	21.53	0.37	21.90	<=33.01	Pass
					7	21.68	0.37	22.05	<=33.01	Pass
	14				21.49	0.37	21.86	<=33.01	Pass	
8	0			20.56	0.37	20.93	<=33.01	Pass		
	4			20.60	0.37	20.97	<=33.01	Pass		
	7			20.55	0.37	20.92	<=33.01	Pass		
15	0			20.56	0.37	20.93	<=33.01	Pass		
1882.5	1			0	21.68	0.37	22.05	<=33.01	Pass	
				7	21.82	0.37	22.19	<=33.01	Pass	
			14	21.70	0.37	22.07	<=33.01	Pass		
	8		0	20.55	0.37	20.92	<=33.01	Pass		
			4	20.60	0.37	20.97	<=33.01	Pass		
			7	20.56	0.37	20.93	<=33.01	Pass		
	15		0	20.52	0.37	20.89	<=33.01	Pass		
	1913.5		1	0	22.38	0.37	22.75	<=33.01	Pass	
				7	22.37	0.37	22.74	<=33.01	Pass	
14				22.20	0.37	22.57	<=33.01	Pass		
8			0	21.04	0.37	21.41	<=33.01	Pass		
			4	21.09	0.37	21.46	<=33.01	Pass		
			7	21.04	0.37	21.41	<=33.01	Pass		
15			0	20.94	0.37	21.31	<=33.01	Pass		

Note1: EIRP=Conducted Power+Antenna Gain

1.3 B25_5MHz_EIRP

1.3.1 Test Result

Band: 25 / Bandwidth: 5MHz / NTN

Modulation	Frequency (MHz)	RB Allocation		Conducted Power (dBm)	Gain (dBi)	EIRP (dBm)		Verdict		
		Size	Offset			Result	Limit			
QPSK	1852.5	1	0	22.34	0.37	22.71	<=33.01	Pass		
			13	22.45	0.37	22.82	<=33.01	Pass		
			24	22.36	0.37	22.73	<=33.01	Pass		
		12	0	21.45	0.37	21.82	<=33.01	Pass		
			6	21.47	0.37	21.84	<=33.01	Pass		
			13	21.37	0.37	21.74	<=33.01	Pass		
		25	0	21.44	0.37	21.81	<=33.01	Pass		
		1882.5	1	0	22.51	0.37	22.88	<=33.01	Pass	
				13	22.63	0.37	23.00	<=33.01	Pass	
	24			22.51	0.37	22.88	<=33.01	Pass		
	12		0	21.47	0.37	21.84	<=33.01	Pass		
			6	21.51	0.37	21.88	<=33.01	Pass		
			13	21.50	0.37	21.87	<=33.01	Pass		
	25		0	21.51	0.37	21.88	<=33.01	Pass		
	1912.5		1	0	22.69	0.37	23.06	<=33.01	Pass	
				13	22.85	0.37	23.22	<=33.01	Pass	
		24		22.84	0.37	23.21	<=33.01	Pass		
		12	0	21.79	0.37	22.16	<=33.01	Pass		
			6	21.81	0.37	22.18	<=33.01	Pass		
			13	21.77	0.37	22.14	<=33.01	Pass		
		25	0	21.78	0.37	22.15	<=33.01	Pass		
		16QAM	1852.5	1	0	21.43	0.37	21.80	<=33.01	Pass
					13	21.57	0.37	21.94	<=33.01	Pass
	24				21.49	0.37	21.86	<=33.01	Pass	
12	0			20.42	0.37	20.79	<=33.01	Pass		
	6			20.46	0.37	20.83	<=33.01	Pass		
	13			20.40	0.37	20.77	<=33.01	Pass		
25	0			20.43	0.37	20.80	<=33.01	Pass		
1882.5	1			0	21.56	0.37	21.93	<=33.01	Pass	
				13	21.70	0.37	22.07	<=33.01	Pass	
			24	21.67	0.37	22.04	<=33.01	Pass		
	12		0	20.47	0.37	20.84	<=33.01	Pass		
			6	20.53	0.37	20.90	<=33.01	Pass		
			13	20.56	0.37	20.93	<=33.01	Pass		
	25		0	20.49	0.37	20.86	<=33.01	Pass		
	1912.5		1	0	21.51	0.37	21.88	<=33.01	Pass	
				13	21.64	0.37	22.01	<=33.01	Pass	
24				21.52	0.37	21.89	<=33.01	Pass		
12			0	20.85	0.37	21.22	<=33.01	Pass		
			6	20.85	0.37	21.22	<=33.01	Pass		
			13	20.77	0.37	21.14	<=33.01	Pass		
25			0	20.83	0.37	21.20	<=33.01	Pass		

Note1: EIRP=Conducted Power+Antenna Gain

1.4 B25_10MHz_EIRP

1.4.1 Test Result

Band: 25 / Bandwidth: 10MHz / NTNV								
Modulation	Frequency (MHz)	RB Allocation		Conducted Power (dBm)	Gain (dBi)	EIRP (dBm)		Verdict
		Size	Offset			Result	Limit	
QPSK	1855	1	0	22.43	0.37	22.80	<=33.01	Pass
			25	22.65	0.37	23.02	<=33.01	Pass

		25	49	22.41	0.37	22.78	<=33.01	Pass	
			0	21.59	0.37	21.96	<=33.01	Pass	
			13	21.54	0.37	21.91	<=33.01	Pass	
			25	21.46	0.37	21.83	<=33.01	Pass	
		50	0	21.54	0.37	21.91	<=33.01	Pass	
			1	0	22.57	0.37	22.94	<=33.01	Pass
				25	22.78	0.37	23.15	<=33.01	Pass
		49		22.55	0.37	22.92	<=33.01	Pass	
		1882.5	25	0	21.56	0.37	21.93	<=33.01	Pass
	13			21.62	0.37	21.99	<=33.01	Pass	
	25			21.66	0.37	22.03	<=33.01	Pass	
	50	0	21.58	0.37	21.95	<=33.01	Pass		
		1	0	22.82	0.37	23.19	<=33.01	Pass	
			25	22.97	0.37	23.34	<=33.01	Pass	
	49		22.93	0.37	23.30	<=33.01	Pass		
	1910	25	0	21.91	0.37	22.28	<=33.01	Pass	
			13	21.82	0.37	22.19	<=33.01	Pass	
			25	21.81	0.37	22.18	<=33.01	Pass	
		50	0	21.86	0.37	22.23	<=33.01	Pass	
			1	0	21.37	0.37	21.74	<=33.01	Pass
				25	21.65	0.37	22.02	<=33.01	Pass
		49		21.39	0.37	21.76	<=33.01	Pass	
		1855	25	0	20.66	0.37	21.03	<=33.01	Pass
				13	20.59	0.37	20.96	<=33.01	Pass
	25			20.54	0.37	20.91	<=33.01	Pass	
	50		0	20.56	0.37	20.93	<=33.01	Pass	
			1	0	21.53	0.37	21.90	<=33.01	Pass
25	21.80	0.37		22.17	<=33.01	Pass			
49	21.66	0.37		22.03	<=33.01	Pass			
1882.5	25	0	20.50	0.37	20.87	<=33.01	Pass		
		13	20.58	0.37	20.95	<=33.01	Pass		
		25	20.60	0.37	20.97	<=33.01	Pass		
	50	0	20.55	0.37	20.92	<=33.01	Pass		
		1	0	21.99	0.37	22.36	<=33.01	Pass	
25	22.39		0.37	22.76	<=33.01	Pass			
49	22.10		0.37	22.47	<=33.01	Pass			
1910	25	0	20.92	0.37	21.29	<=33.01	Pass		
		13	20.88	0.37	21.25	<=33.01	Pass		
		25	20.84	0.37	21.21	<=33.01	Pass		
	50	0	20.84	0.37	21.21	<=33.01	Pass		

Note1: EIRP=Conducted Power+Antenna Gain

1.5 B25_15MHz_EIRP

1.5.1 Test Result

Band: 25 / Bandwidth: 15MHz / NTNV								
Modulation	Frequency (MHz)	RB Allocation		Conducted Power (dBm)	Gain (dBi)	EIRP (dBm)		Verdict
		Size	Offset			Result	Limit	
QPSK	1857.5	1	0	22.25	0.37	22.62	<=33.01	Pass
			38	22.49	0.37	22.86	<=33.01	Pass
			74	22.29	0.37	22.66	<=33.01	Pass
		36	0	21.56	0.37	21.93	<=33.01	Pass
			18	21.48	0.37	21.85	<=33.01	Pass
			39	21.42	0.37	21.79	<=33.01	Pass

	1882.5	75	0	21.52	0.37	21.89	<=33.01	Pass		
			1	0	22.38	0.37	22.75	<=33.01	Pass	
				38	22.62	0.37	22.99	<=33.01	Pass	
		74		22.39	0.37	22.76	<=33.01	Pass		
		36	0	21.67	0.37	22.04	<=33.01	Pass		
			18	21.67	0.37	22.04	<=33.01	Pass		
			39	21.61	0.37	21.98	<=33.01	Pass		
		75	0	21.66	0.37	22.03	<=33.01	Pass		
		1907.5	1	0	22.59	0.37	22.96	<=33.01	Pass	
	38			22.84	0.37	23.21	<=33.01	Pass		
	74			22.74	0.37	23.11	<=33.01	Pass		
	36		0	21.78	0.37	22.15	<=33.01	Pass		
			18	21.89	0.37	22.26	<=33.01	Pass		
			39	21.76	0.37	22.13	<=33.01	Pass		
	75		0	21.78	0.37	22.15	<=33.01	Pass		
	16QAM		1857.5	1	0	21.58	0.37	21.95	<=33.01	Pass
					38	21.87	0.37	22.24	<=33.01	Pass
		74			21.60	0.37	21.97	<=33.01	Pass	
36		0		20.52	0.37	20.89	<=33.01	Pass		
		18		20.45	0.37	20.82	<=33.01	Pass		
		39		20.42	0.37	20.79	<=33.01	Pass		
75		0		20.45	0.37	20.82	<=33.01	Pass		
1882.5		1		0	21.37	0.37	21.74	<=33.01	Pass	
				38	21.62	0.37	21.99	<=33.01	Pass	
			74	21.51	0.37	21.88	<=33.01	Pass		
		36	0	20.54	0.37	20.91	<=33.01	Pass		
			18	20.61	0.37	20.98	<=33.01	Pass		
			39	20.58	0.37	20.95	<=33.01	Pass		
		75	0	20.55	0.37	20.92	<=33.01	Pass		
		1907.5	1	0	21.85	0.37	22.22	<=33.01	Pass	
				38	22.11	0.37	22.48	<=33.01	Pass	
74				21.98	0.37	22.35	<=33.01	Pass		
36			0	20.72	0.37	21.09	<=33.01	Pass		
	18		20.84	0.37	21.21	<=33.01	Pass			
	39		20.75	0.37	21.12	<=33.01	Pass			
75	0		20.69	0.37	21.06	<=33.01	Pass			

Note1: EIRP=Conducted Power+Antenna Gain

1.6 B25_20MHz_EIRP

1.6.1 Test Result

Band: 25 / Bandwidth: 20MHz / NTNV								
Modulation	Frequency (MHz)	RB Allocation		Conducted Power (dBm)	Gain (dBi)	EIRP (dBm)		Verdict
		Size	Offset			Result	Limit	
QPSK	1860	1	0	22.03	0.37	22.40	<=33.01	Pass
			50	22.56	0.37	22.93	<=33.01	Pass
			99	22.12	0.37	22.49	<=33.01	Pass
		50	0	21.64	0.37	22.01	<=33.01	Pass
			25	21.44	0.37	21.81	<=33.01	Pass
			50	21.40	0.37	21.77	<=33.01	Pass
	100	0	21.48	0.37	21.85	<=33.01	Pass	
	1882.5	1	0	22.13	0.37	22.50	<=33.01	Pass
			50	22.74	0.37	23.11	<=33.01	Pass
			99	22.27	0.37	22.64	<=33.01	Pass

		50	0	21.42	0.37	21.79	<=33.01	Pass		
			25	21.51	0.37	21.88	<=33.01	Pass		
			50	21.52	0.37	21.89	<=33.01	Pass		
		100	0	21.50	0.37	21.87	<=33.01	Pass		
			1	0	22.32	0.37	22.69	<=33.01	Pass	
				50	23.00	0.37	23.37	<=33.01	Pass	
	99	22.55		0.37	22.92	<=33.01	Pass			
	1905	50	0	21.60	0.37	21.97	<=33.01	Pass		
			25	21.68	0.37	22.05	<=33.01	Pass		
			50	21.54	0.37	21.91	<=33.01	Pass		
		100	0	21.62	0.37	21.99	<=33.01	Pass		
			1860	1	0	21.60	0.37	21.97	<=33.01	Pass
50					22.13	0.37	22.50	<=33.01	Pass	
99	21.58	0.37			21.95	<=33.01	Pass			
16QAM	1860	50	0	20.61	0.37	20.98	<=33.01	Pass		
			25	20.47	0.37	20.84	<=33.01	Pass		
			50	20.48	0.37	20.85	<=33.01	Pass		
		100	0	20.54	0.37	20.91	<=33.01	Pass		
			1882.5	1	0	21.16	0.37	21.53	<=33.01	Pass
					50	21.72	0.37	22.09	<=33.01	Pass
	99	21.48			0.37	21.85	<=33.01	Pass		
	1905	50	0	20.38	0.37	20.75	<=33.01	Pass		
			25	20.49	0.37	20.86	<=33.01	Pass		
			50	20.50	0.37	20.87	<=33.01	Pass		
		100	0	20.48	0.37	20.85	<=33.01	Pass		
			1	0	21.56	0.37	21.93	<=33.01	Pass	
50				22.00	0.37	22.37	<=33.01	Pass		
50	0	20.56		0.37	20.93	<=33.01	Pass			
	25	20.63	0.37	21.00	<=33.01	Pass				
	50	20.51	0.37	20.88	<=33.01	Pass				
100	0	20.59	0.37	20.96	<=33.01	Pass				

Note1: EIRP=Conducted Power+Antenna Gain

2. Frequency Stability

2.1 B25_1.4MHz

2.1.1 Test Result

Band: 25 / Bandwidth: 1.4MHz										
Modulation	Frequency (MHz)	RB Allocation		Temp. (°C)	Voltage (VDC)	Freq. Error (Hz)	Freq. vs. Rated (ppm)		Verdict	
		Size	Offset				Result	Limit		
QPSK	1850.7	6	0	20	3.27	1.302	0.0007	-2.5 to 2.5	Pass	
					3.85	0.501	0.0003	-2.5 to 2.5	Pass	
					4.43	-0.157	-0.0001	-2.5 to 2.5	Pass	
				-30	3.85	-6.194	-0.0033	-2.5 to 2.5	Pass	
					-20	3.85	-2.918	-0.0016	-2.5 to 2.5	Pass
						3.85	1.302	0.0007	-2.5 to 2.5	Pass
				0	3.85	0.658	0.0004	-2.5 to 2.5	Pass	
					10	3.85	-2.890	-0.0016	-2.5 to 2.5	Pass
					30	3.85	-5.751	-0.0031	-2.5 to 2.5	Pass
				40	3.85	-6.323	-0.0034	-2.5 to 2.5	Pass	
					50	3.85	-4.992	-0.0027	-2.5 to 2.5	Pass

	1882.5	6	0	20	3.27	-13.103	-0.0070	-2.5 to 2.5	Pass
					3.85	-5.164	-0.0027	-2.5 to 2.5	Pass
					4.43	-7.224	-0.0038	-2.5 to 2.5	Pass
				-30	3.85	2.418	0.0013	-2.5 to 2.5	Pass
				-20	3.85	-5.593	-0.0030	-2.5 to 2.5	Pass
				-10	3.85	-5.336	-0.0028	-2.5 to 2.5	Pass
				0	3.85	-5.922	-0.0031	-2.5 to 2.5	Pass
				10	3.85	-14.963	-0.0079	-2.5 to 2.5	Pass
				30	3.85	-11.072	-0.0059	-2.5 to 2.5	Pass
	40	3.85	0.544	0.0003	-2.5 to 2.5	Pass			
	50	3.85	-14.033	-0.0075	-2.5 to 2.5	Pass			
	1914.3	6	0	20	3.27	12.403	0.0065	-2.5 to 2.5	Pass
					3.85	0.658	0.0003	-2.5 to 2.5	Pass
					4.43	-9.727	-0.0051	-2.5 to 2.5	Pass
				-30	3.85	-0.229	-0.0001	-2.5 to 2.5	Pass
				-20	3.85	-2.847	-0.0015	-2.5 to 2.5	Pass
				-10	3.85	-4.249	-0.0022	-2.5 to 2.5	Pass
				0	3.85	-1.445	-0.0008	-2.5 to 2.5	Pass
10				3.85	2.832	0.0015	-2.5 to 2.5	Pass	
30				3.85	-3.219	-0.0017	-2.5 to 2.5	Pass	
40	3.85	3.505	0.0018	-2.5 to 2.5	Pass				
50	3.85	-6.552	-0.0034	-2.5 to 2.5	Pass				
16QAM	1850.7	6	0	20	3.27	-19.841	-0.0107	-2.5 to 2.5	Pass
					3.85	-3.905	-0.0021	-2.5 to 2.5	Pass
					4.43	-22.488	-0.0122	-2.5 to 2.5	Pass
				-30	3.85	-3.791	-0.0020	-2.5 to 2.5	Pass
				-20	3.85	-14.949	-0.0081	-2.5 to 2.5	Pass
				-10	3.85	-16.222	-0.0088	-2.5 to 2.5	Pass
				0	3.85	-6.123	-0.0033	-2.5 to 2.5	Pass
				10	3.85	-15.206	-0.0082	-2.5 to 2.5	Pass
				30	3.85	-0.844	-0.0005	-2.5 to 2.5	Pass
	40	3.85	1.845	0.0010	-2.5 to 2.5	Pass			
	50	3.85	-11.301	-0.0061	-2.5 to 2.5	Pass			
	1882.5	6	0	20	3.27	6.623	0.0035	-2.5 to 2.5	Pass
					3.85	-11.473	-0.0061	-2.5 to 2.5	Pass
					4.43	3.605	0.0019	-2.5 to 2.5	Pass
				-30	3.85	-8.841	-0.0047	-2.5 to 2.5	Pass
				-20	3.85	-3.047	-0.0016	-2.5 to 2.5	Pass
				-10	3.85	-11.187	-0.0059	-2.5 to 2.5	Pass
				0	3.85	-14.863	-0.0079	-2.5 to 2.5	Pass
10				3.85	-0.672	-0.0004	-2.5 to 2.5	Pass	
30				3.85	-18.539	-0.0098	-2.5 to 2.5	Pass	
40	3.85	-14.277	-0.0076	-2.5 to 2.5	Pass				
50	3.85	6.394	0.0034	-2.5 to 2.5	Pass				
1914.3	6	0	20	3.27	-11.559	-0.0060	-2.5 to 2.5	Pass	
				3.85	-8.869	-0.0046	-2.5 to 2.5	Pass	
				4.43	-13.003	-0.0068	-2.5 to 2.5	Pass	
			-30	3.85	-4.721	-0.0025	-2.5 to 2.5	Pass	
			-20	3.85	-1.745	-0.0009	-2.5 to 2.5	Pass	
			-10	3.85	-4.234	-0.0022	-2.5 to 2.5	Pass	
			0	3.85	-8.769	-0.0046	-2.5 to 2.5	Pass	
			10	3.85	-0.229	-0.0001	-2.5 to 2.5	Pass	
			30	3.85	2.289	0.0012	-2.5 to 2.5	Pass	
40	3.85	-15.893	-0.0083	-2.5 to 2.5	Pass				
50	3.85	2.189	0.0011	-2.5 to 2.5	Pass				

2.2 B25_3MHz

2.2.1 Test Result

Band: 25 / Bandwidth: 3MHz									
Modulation	Frequency (MHz)	RB Allocation		Temp. (°C)	Voltage (VDC)	Freq. Error (Hz)	Freq. vs. Rated (ppm)		Verdict
		Size	Offset				Result	Limit	
QPSK	1851.5	15	0	20	3.27	-10.214	-0.0055	-2.5 to 2.5	Pass
					3.85	-5.579	-0.0030	-2.5 to 2.5	Pass
					4.43	-4.148	-0.0022	-2.5 to 2.5	Pass
				-30	3.85	-10.271	-0.0055	-2.5 to 2.5	Pass
				-20	3.85	-12.288	-0.0066	-2.5 to 2.5	Pass
				-10	3.85	-1.159	-0.0006	-2.5 to 2.5	Pass
				0	3.85	-7.267	-0.0039	-2.5 to 2.5	Pass
				10	3.85	-8.125	-0.0044	-2.5 to 2.5	Pass
				30	3.85	-0.687	-0.0004	-2.5 to 2.5	Pass
				40	3.85	-14.906	-0.0081	-2.5 to 2.5	Pass
	50	3.85	-9.212	-0.0050	-2.5 to 2.5	Pass			
	1882.5	15	0	20	3.27	-8.140	-0.0043	-2.5 to 2.5	Pass
					3.85	-12.531	-0.0067	-2.5 to 2.5	Pass
					4.43	-3.705	-0.0020	-2.5 to 2.5	Pass
				-30	3.85	-4.735	-0.0025	-2.5 to 2.5	Pass
				-20	3.85	-2.289	-0.0012	-2.5 to 2.5	Pass
				-10	3.85	-8.526	-0.0045	-2.5 to 2.5	Pass
				0	3.85	-15.993	-0.0085	-2.5 to 2.5	Pass
				10	3.85	-2.761	-0.0015	-2.5 to 2.5	Pass
				30	3.85	-16.623	-0.0088	-2.5 to 2.5	Pass
				40	3.85	2.232	0.0012	-2.5 to 2.5	Pass
	50	3.85	-10.028	-0.0053	-2.5 to 2.5	Pass			
	1913.5	15	0	20	3.27	-7.081	-0.0037	-2.5 to 2.5	Pass
					3.85	-7.896	-0.0041	-2.5 to 2.5	Pass
					4.43	2.246	0.0012	-2.5 to 2.5	Pass
				-30	3.85	-10.242	-0.0054	-2.5 to 2.5	Pass
				-20	3.85	-4.163	-0.0022	-2.5 to 2.5	Pass
				-10	3.85	-5.178	-0.0027	-2.5 to 2.5	Pass
				0	3.85	3.376	0.0018	-2.5 to 2.5	Pass
				10	3.85	-10.028	-0.0052	-2.5 to 2.5	Pass
30				3.85	0.200	0.0001	-2.5 to 2.5	Pass	
40				3.85	7.296	0.0038	-2.5 to 2.5	Pass	
50	3.85	1.216	0.0006	-2.5 to 2.5	Pass				
16QAM	1851.5	15	0	20	3.27	-10.715	-0.0058	-2.5 to 2.5	Pass
					3.85	-10.457	-0.0056	-2.5 to 2.5	Pass
					4.43	-9.656	-0.0052	-2.5 to 2.5	Pass
				-30	3.85	-8.368	-0.0045	-2.5 to 2.5	Pass
				-20	3.85	-6.967	-0.0038	-2.5 to 2.5	Pass
				-10	3.85	-9.027	-0.0049	-2.5 to 2.5	Pass
				0	3.85	-4.292	-0.0023	-2.5 to 2.5	Pass
				10	3.85	-8.783	-0.0047	-2.5 to 2.5	Pass
				30	3.85	-9.513	-0.0051	-2.5 to 2.5	Pass
				40	3.85	-13.018	-0.0070	-2.5 to 2.5	Pass
	50	3.85	-0.858	-0.0005	-2.5 to 2.5	Pass			
	1882.5	15	0	20	3.27	-8.397	-0.0045	-2.5 to 2.5	Pass
					3.85	-10.071	-0.0053	-2.5 to 2.5	Pass
					4.43	-14.691	-0.0078	-2.5 to 2.5	Pass
-30				3.85	3.319	0.0018	-2.5 to 2.5	Pass	
-20	3.85	-0.143	-0.0001	-2.5 to 2.5	Pass				

				-10	3.85	1.059	0.0006	-2.5 to 2.5	Pass
				0	3.85	1.845	0.0010	-2.5 to 2.5	Pass
				10	3.85	-11.787	-0.0063	-2.5 to 2.5	Pass
				30	3.85	-0.100	-0.0001	-2.5 to 2.5	Pass
				40	3.85	-2.460	-0.0013	-2.5 to 2.5	Pass
				50	3.85	-14.491	-0.0077	-2.5 to 2.5	Pass
	1913.5	15	0	20	3.27	4.621	0.0024	-2.5 to 2.5	Pass
					3.85	-7.610	-0.0040	-2.5 to 2.5	Pass
					4.43	-13.690	-0.0072	-2.5 to 2.5	Pass
				-30	3.85	-6.251	-0.0033	-2.5 to 2.5	Pass
				-20	3.85	1.860	0.0010	-2.5 to 2.5	Pass
				-10	3.85	10.700	0.0056	-2.5 to 2.5	Pass
				0	3.85	-2.146	-0.0011	-2.5 to 2.5	Pass
				10	3.85	4.549	0.0024	-2.5 to 2.5	Pass
				30	3.85	5.937	0.0031	-2.5 to 2.5	Pass
				40	3.85	-4.978	-0.0026	-2.5 to 2.5	Pass
				50	3.85	-9.913	-0.0052	-2.5 to 2.5	Pass

2.3 B25_5MHz

2.3.1 Test Result

Band: 25 / Bandwidth: 5MHz									
Modulation	Frequency (MHz)	RB Allocation		Temp. (°C)	Voltage (VDC)	Freq. Error (Hz)	Freq. vs. Rated (ppm)		Verdict
		Size	Offset				Result	Limit	
QPSK	1852.5	25	0	20	3.27	-9.642	-0.0052	-2.5 to 2.5	Pass
					3.85	-3.505	-0.0019	-2.5 to 2.5	Pass
					4.43	-4.320	-0.0023	-2.5 to 2.5	Pass
				-30	3.85	-1.044	-0.0006	-2.5 to 2.5	Pass
				-20	3.85	-1.917	-0.0010	-2.5 to 2.5	Pass
				-10	3.85	-6.881	-0.0037	-2.5 to 2.5	Pass
				0	3.85	-8.626	-0.0047	-2.5 to 2.5	Pass
				10	3.85	-10.343	-0.0056	-2.5 to 2.5	Pass
				30	3.85	-15.049	-0.0081	-2.5 to 2.5	Pass
				40	3.85	-2.303	-0.0012	-2.5 to 2.5	Pass
				50	3.85	-7.110	-0.0038	-2.5 to 2.5	Pass
				1882.5	25	0	20	3.27	-7.710
	3.85	-15.006	-0.0080					-2.5 to 2.5	Pass
	4.43	-14.863	-0.0079					-2.5 to 2.5	Pass
	-30	3.85	-8.082				-0.0043	-2.5 to 2.5	Pass
	-20	3.85	-2.303				-0.0012	-2.5 to 2.5	Pass
	-10	3.85	-6.995				-0.0037	-2.5 to 2.5	Pass
	0	3.85	2.618				0.0014	-2.5 to 2.5	Pass
	10	3.85	-10.600				-0.0056	-2.5 to 2.5	Pass
	30	3.85	-9.499				-0.0050	-2.5 to 2.5	Pass
	40	3.85	-1.245				-0.0007	-2.5 to 2.5	Pass
	50	3.85	-11.845				-0.0063	-2.5 to 2.5	Pass
	1912.5	25	0				20	3.27	-13.061
				3.85	-6.680	-0.0035		-2.5 to 2.5	Pass
				4.43	-3.548	-0.0019		-2.5 to 2.5	Pass
				-30	3.85	-11.787	-0.0062	-2.5 to 2.5	Pass
				-20	3.85	-13.032	-0.0068	-2.5 to 2.5	Pass
				-10	3.85	-3.819	-0.0020	-2.5 to 2.5	Pass
				0	3.85	-0.844	-0.0004	-2.5 to 2.5	Pass
				10	3.85	-8.454	-0.0044	-2.5 to 2.5	Pass

				30	3.85	-3.505	-0.0018	-2.5 to 2.5	Pass
				40	3.85	-9.112	-0.0048	-2.5 to 2.5	Pass
				50	3.85	-12.417	-0.0065	-2.5 to 2.5	Pass
16QAM	1852.5	25	0	20	3.27	-7.195	-0.0039	-2.5 to 2.5	Pass
					3.85	-3.090	-0.0017	-2.5 to 2.5	Pass
					4.43	-5.465	-0.0030	-2.5 to 2.5	Pass
				-30	3.85	-0.086	0.0000	-2.5 to 2.5	Pass
				-20	3.85	1.087	0.0006	-2.5 to 2.5	Pass
				-10	3.85	-1.903	-0.0010	-2.5 to 2.5	Pass
				0	3.85	-8.740	-0.0047	-2.5 to 2.5	Pass
				10	3.85	-7.997	-0.0043	-2.5 to 2.5	Pass
				30	3.85	-7.238	-0.0039	-2.5 to 2.5	Pass
				40	3.85	-9.069	-0.0049	-2.5 to 2.5	Pass
	50	3.85	-1.531	-0.0008	-2.5 to 2.5	Pass			
	1882.5	25	0	20	3.27	2.332	0.0012	-2.5 to 2.5	Pass
					3.85	-6.309	-0.0034	-2.5 to 2.5	Pass
					4.43	-7.024	-0.0037	-2.5 to 2.5	Pass
				-30	3.85	-11.687	-0.0062	-2.5 to 2.5	Pass
				-20	3.85	0.315	0.0002	-2.5 to 2.5	Pass
				-10	3.85	-2.689	-0.0014	-2.5 to 2.5	Pass
				0	3.85	-8.698	-0.0046	-2.5 to 2.5	Pass
				10	3.85	-3.719	-0.0020	-2.5 to 2.5	Pass
				30	3.85	-2.747	-0.0015	-2.5 to 2.5	Pass
				40	3.85	-8.082	-0.0043	-2.5 to 2.5	Pass
	50	3.85	-2.418	-0.0013	-2.5 to 2.5	Pass			
	1912.5	25	0	20	3.27	-7.181	-0.0038	-2.5 to 2.5	Pass
					3.85	-9.570	-0.0050	-2.5 to 2.5	Pass
					4.43	-4.678	-0.0024	-2.5 to 2.5	Pass
				-30	3.85	-2.089	-0.0011	-2.5 to 2.5	Pass
				-20	3.85	-6.065	-0.0032	-2.5 to 2.5	Pass
				-10	3.85	-9.871	-0.0052	-2.5 to 2.5	Pass
				0	3.85	-11.129	-0.0058	-2.5 to 2.5	Pass
				10	3.85	-10.500	-0.0055	-2.5 to 2.5	Pass
30				3.85	-10.815	-0.0057	-2.5 to 2.5	Pass	
40				3.85	1.602	0.0008	-2.5 to 2.5	Pass	
50	3.85	-13.547	-0.0071	-2.5 to 2.5	Pass				

2.4 B25_10MHz

2.4.1 Test Result

Band: 25 / Bandwidth: 10MHz									
Modulation	Frequency (MHz)	RB Allocation		Temp. (°C)	Voltage (VDC)	Freq. Error (Hz)	Freq. vs. Rated (ppm)		Verdict
		Size	Offset				Result	Limit	
QPSK	1855	50	0	20	3.27	-7.181	-0.0039	-2.5 to 2.5	Pass
					3.85	-4.020	-0.0022	-2.5 to 2.5	Pass
					4.43	-0.601	-0.0003	-2.5 to 2.5	Pass
				-30	3.85	-3.719	-0.0020	-2.5 to 2.5	Pass
				-20	3.85	-5.465	-0.0029	-2.5 to 2.5	Pass
				-10	3.85	-4.606	-0.0025	-2.5 to 2.5	Pass
				0	3.85	-4.478	-0.0024	-2.5 to 2.5	Pass
				10	3.85	-6.151	-0.0033	-2.5 to 2.5	Pass
				30	3.85	-3.576	-0.0019	-2.5 to 2.5	Pass
				40	3.85	-7.024	-0.0038	-2.5 to 2.5	Pass
50	3.85	1.187	0.0006	-2.5 to 2.5	Pass				

	1882.5	50	0	20	3.27	-6.952	-0.0037	-2.5 to 2.5	Pass	
					3.85	-9.198	-0.0049	-2.5 to 2.5	Pass	
					4.43	-7.796	-0.0041	-2.5 to 2.5	Pass	
				-30	3.85	-7.524	-0.0040	-2.5 to 2.5	Pass	
					-20	3.85	-3.934	-0.0021	-2.5 to 2.5	Pass
						3.85	-9.170	-0.0049	-2.5 to 2.5	Pass
				0	3.85	-9.370	-0.0050	-2.5 to 2.5	Pass	
				10	3.85	-7.539	-0.0040	-2.5 to 2.5	Pass	
				30	3.85	-2.146	-0.0011	-2.5 to 2.5	Pass	
	40	3.85	-0.587	-0.0003	-2.5 to 2.5	Pass				
	50	3.85	1.516	0.0008	-2.5 to 2.5	Pass				
	1910	50	0	20	3.27	-5.608	-0.0029	-2.5 to 2.5	Pass	
					3.85	-4.992	-0.0026	-2.5 to 2.5	Pass	
					4.43	-9.384	-0.0049	-2.5 to 2.5	Pass	
				-30	3.85	-7.424	-0.0039	-2.5 to 2.5	Pass	
					-20	3.85	-2.117	-0.0011	-2.5 to 2.5	Pass
						3.85	-3.533	-0.0018	-2.5 to 2.5	Pass
				0	3.85	-6.537	-0.0034	-2.5 to 2.5	Pass	
10				3.85	-5.822	-0.0030	-2.5 to 2.5	Pass		
30				3.85	-5.636	-0.0030	-2.5 to 2.5	Pass		
40	3.85	-0.443	-0.0002	-2.5 to 2.5	Pass					
50	3.85	-10.972	-0.0057	-2.5 to 2.5	Pass					
16QAM	1855	50	0	20	3.27	-6.623	-0.0036	-2.5 to 2.5	Pass	
					3.85	-5.236	-0.0028	-2.5 to 2.5	Pass	
					4.43	-12.817	-0.0069	-2.5 to 2.5	Pass	
				-30	3.85	-6.995	-0.0038	-2.5 to 2.5	Pass	
					-20	3.85	-6.723	-0.0036	-2.5 to 2.5	Pass
						3.85	-9.556	-0.0052	-2.5 to 2.5	Pass
				0	3.85	-8.197	-0.0044	-2.5 to 2.5	Pass	
				10	3.85	-10.314	-0.0056	-2.5 to 2.5	Pass	
				30	3.85	-9.742	-0.0053	-2.5 to 2.5	Pass	
	40	3.85	-4.363	-0.0024	-2.5 to 2.5	Pass				
	50	3.85	-9.227	-0.0050	-2.5 to 2.5	Pass				
	1882.5	50	0	20	3.27	-9.956	-0.0053	-2.5 to 2.5	Pass	
					3.85	-6.623	-0.0035	-2.5 to 2.5	Pass	
					4.43	-4.964	-0.0026	-2.5 to 2.5	Pass	
				-30	3.85	-4.048	-0.0022	-2.5 to 2.5	Pass	
					-20	3.85	-1.874	-0.0010	-2.5 to 2.5	Pass
						3.85	-7.925	-0.0042	-2.5 to 2.5	Pass
				0	3.85	-7.339	-0.0039	-2.5 to 2.5	Pass	
				10	3.85	-6.938	-0.0037	-2.5 to 2.5	Pass	
				30	3.85	-1.373	-0.0007	-2.5 to 2.5	Pass	
	40	3.85	-6.709	-0.0036	-2.5 to 2.5	Pass				
	50	3.85	-6.995	-0.0037	-2.5 to 2.5	Pass				
	1910	50	0	20	3.27	-3.648	-0.0019	-2.5 to 2.5	Pass	
					3.85	-8.655	-0.0045	-2.5 to 2.5	Pass	
					4.43	-5.150	-0.0027	-2.5 to 2.5	Pass	
				-30	3.85	-7.010	-0.0037	-2.5 to 2.5	Pass	
					-20	3.85	-6.580	-0.0034	-2.5 to 2.5	Pass
3.85						-7.381	-0.0039	-2.5 to 2.5	Pass	
0				3.85	-10.514	-0.0055	-2.5 to 2.5	Pass		
10				3.85	0.515	0.0003	-2.5 to 2.5	Pass		
30				3.85	-15.121	-0.0079	-2.5 to 2.5	Pass		
40	3.85	-6.838	-0.0036	-2.5 to 2.5	Pass					
50	3.85	-9.799	-0.0051	-2.5 to 2.5	Pass					

2.5 B25_15MHz

2.5.1 Test Result

Band: 25 / Bandwidth: 15MHz									
Modulation	Frequency (MHz)	RB Allocation		Temp. (°C)	Voltage (VDC)	Freq. Error (Hz)	Freq. vs. Rated (ppm)		Verdict
		Size	Offset				Result	Limit	
QPSK	1857.5	75	0	20	3.27	-7.153	-0.0039	-2.5 to 2.5	Pass
					3.85	-3.877	-0.0021	-2.5 to 2.5	Pass
					4.43	-2.131	-0.0011	-2.5 to 2.5	Pass
				-30	3.85	-10.328	-0.0056	-2.5 to 2.5	Pass
				-20	3.85	-7.882	-0.0042	-2.5 to 2.5	Pass
				-10	3.85	-2.089	-0.0011	-2.5 to 2.5	Pass
				0	3.85	-4.206	-0.0023	-2.5 to 2.5	Pass
				10	3.85	-5.550	-0.0030	-2.5 to 2.5	Pass
				30	3.85	-2.875	-0.0015	-2.5 to 2.5	Pass
				40	3.85	-0.186	-0.0001	-2.5 to 2.5	Pass
	50	3.85	-5.593	-0.0030	-2.5 to 2.5	Pass			
	1882.5	75	0	20	3.27	-13.747	-0.0073	-2.5 to 2.5	Pass
					3.85	-10.729	-0.0057	-2.5 to 2.5	Pass
					4.43	-9.184	-0.0049	-2.5 to 2.5	Pass
				-30	3.85	-8.683	-0.0046	-2.5 to 2.5	Pass
				-20	3.85	-0.916	-0.0005	-2.5 to 2.5	Pass
				-10	3.85	-9.699	-0.0052	-2.5 to 2.5	Pass
				0	3.85	-0.944	-0.0005	-2.5 to 2.5	Pass
				10	3.85	-3.805	-0.0020	-2.5 to 2.5	Pass
				30	3.85	-12.860	-0.0068	-2.5 to 2.5	Pass
				40	3.85	-6.580	-0.0035	-2.5 to 2.5	Pass
	50	3.85	-11.730	-0.0062	-2.5 to 2.5	Pass			
	1907.5	75	0	20	3.27	-9.527	-0.0050	-2.5 to 2.5	Pass
					3.85	-3.333	-0.0017	-2.5 to 2.5	Pass
					4.43	-6.738	-0.0035	-2.5 to 2.5	Pass
				-30	3.85	-5.436	-0.0028	-2.5 to 2.5	Pass
				-20	3.85	-4.320	-0.0023	-2.5 to 2.5	Pass
				-10	3.85	-4.678	-0.0025	-2.5 to 2.5	Pass
				0	3.85	-4.320	-0.0023	-2.5 to 2.5	Pass
				10	3.85	-2.360	-0.0012	-2.5 to 2.5	Pass
30				3.85	-2.575	-0.0013	-2.5 to 2.5	Pass	
40				3.85	-5.465	-0.0029	-2.5 to 2.5	Pass	
50	3.85	-3.176	-0.0017	-2.5 to 2.5	Pass				
16QAM	1857.5	75	0	20	3.27	-1.945	-0.0010	-2.5 to 2.5	Pass
					3.85	-4.148	-0.0022	-2.5 to 2.5	Pass
					4.43	0.887	0.0005	-2.5 to 2.5	Pass
				-30	3.85	-2.775	-0.0015	-2.5 to 2.5	Pass
				-20	3.85	-5.622	-0.0030	-2.5 to 2.5	Pass
				-10	3.85	-6.394	-0.0034	-2.5 to 2.5	Pass
				0	3.85	-1.888	-0.0010	-2.5 to 2.5	Pass
				10	3.85	-5.507	-0.0030	-2.5 to 2.5	Pass
				30	3.85	-4.878	-0.0026	-2.5 to 2.5	Pass
				40	3.85	-0.844	-0.0005	-2.5 to 2.5	Pass
	50	3.85	-5.908	-0.0032	-2.5 to 2.5	Pass			
	1882.5	75	0	20	3.27	-3.061	-0.0016	-2.5 to 2.5	Pass
					3.85	-7.038	-0.0037	-2.5 to 2.5	Pass
					4.43	-8.225	-0.0044	-2.5 to 2.5	Pass
-30				3.85	-3.805	-0.0020	-2.5 to 2.5	Pass	
-20	3.85	-11.916	-0.0063	-2.5 to 2.5	Pass				

				-10	3.85	-3.948	-0.0021	-2.5 to 2.5	Pass
				0	3.85	-4.492	-0.0024	-2.5 to 2.5	Pass
				10	3.85	-0.186	-0.0001	-2.5 to 2.5	Pass
				30	3.85	-8.597	-0.0046	-2.5 to 2.5	Pass
				40	3.85	-6.695	-0.0036	-2.5 to 2.5	Pass
				50	3.85	-13.247	-0.0070	-2.5 to 2.5	Pass
	1907.5	75	0	20	3.27	-0.672	-0.0004	-2.5 to 2.5	Pass
					3.85	-3.204	-0.0017	-2.5 to 2.5	Pass
					4.43	-0.372	-0.0002	-2.5 to 2.5	Pass
				-30	3.85	-2.990	-0.0016	-2.5 to 2.5	Pass
				-20	3.85	-8.912	-0.0047	-2.5 to 2.5	Pass
				-10	3.85	0.143	0.0001	-2.5 to 2.5	Pass
				0	3.85	-3.347	-0.0018	-2.5 to 2.5	Pass
				10	3.85	1.101	0.0006	-2.5 to 2.5	Pass
				30	3.85	2.103	0.0011	-2.5 to 2.5	Pass
				40	3.85	0.844	0.0004	-2.5 to 2.5	Pass
				50	3.85	-7.367	-0.0039	-2.5 to 2.5	Pass

2.6 B25_20MHz

2.6.1 Test Result

Band: 25 / Bandwidth: 20MHz									
Modulation	Frequency (MHz)	RB Allocation		Temp. (°C)	Voltage (VDC)	Freq. Error (Hz)	Freq. vs. Rated (ppm)		Verdict
		Size	Offset				Result	Limit	
QPSK	1860	100	0	20	3.27	-4.649	-0.0025	-2.5 to 2.5	Pass
					3.85	-4.492	-0.0024	-2.5 to 2.5	Pass
					4.43	-1.287	-0.0007	-2.5 to 2.5	Pass
				-30	3.85	-3.576	-0.0019	-2.5 to 2.5	Pass
				-20	3.85	1.001	0.0005	-2.5 to 2.5	Pass
				-10	3.85	-6.609	-0.0036	-2.5 to 2.5	Pass
				0	3.85	-4.721	-0.0025	-2.5 to 2.5	Pass
				10	3.85	-2.275	-0.0012	-2.5 to 2.5	Pass
				30	3.85	-3.633	-0.0020	-2.5 to 2.5	Pass
				40	3.85	-4.406	-0.0024	-2.5 to 2.5	Pass
				50	3.85	-6.337	-0.0034	-2.5 to 2.5	Pass
				1882.5	100	0	20	3.27	-11.244
	3.85	-6.566	-0.0035					-2.5 to 2.5	Pass
	4.43	-8.311	-0.0044					-2.5 to 2.5	Pass
	-30	3.85	-8.411				-0.0045	-2.5 to 2.5	Pass
	-20	3.85	-4.935				-0.0026	-2.5 to 2.5	Pass
	-10	3.85	-8.626				-0.0046	-2.5 to 2.5	Pass
	0	3.85	-4.435				-0.0024	-2.5 to 2.5	Pass
	10	3.85	-4.563				-0.0024	-2.5 to 2.5	Pass
	30	3.85	-8.798				-0.0047	-2.5 to 2.5	Pass
	40	3.85	-8.640				-0.0046	-2.5 to 2.5	Pass
	50	3.85	-5.379				-0.0029	-2.5 to 2.5	Pass
	1905	100	0				20	3.27	-5.307
				3.85	-5.264	-0.0028		-2.5 to 2.5	Pass
				4.43	0.515	0.0003		-2.5 to 2.5	Pass
				-30	3.85	-8.397	-0.0044	-2.5 to 2.5	Pass
				-20	3.85	-2.360	-0.0012	-2.5 to 2.5	Pass
				-10	3.85	-10.285	-0.0054	-2.5 to 2.5	Pass
				0	3.85	-3.777	-0.0020	-2.5 to 2.5	Pass
				10	3.85	-2.003	-0.0011	-2.5 to 2.5	Pass

				30	3.85	0.830	0.0004	-2.5 to 2.5	Pass
				40	3.85	-5.736	-0.0030	-2.5 to 2.5	Pass
				50	3.85	0.973	0.0005	-2.5 to 2.5	Pass
16QAM	1860	100	0	20	3.27	-4.506	-0.0024	-2.5 to 2.5	Pass
					3.85	-3.390	-0.0018	-2.5 to 2.5	Pass
					4.43	-2.403	-0.0013	-2.5 to 2.5	Pass
				-30	3.85	-3.591	-0.0019	-2.5 to 2.5	Pass
				-20	3.85	-10.457	-0.0056	-2.5 to 2.5	Pass
				-10	3.85	-6.838	-0.0037	-2.5 to 2.5	Pass
				0	3.85	-4.735	-0.0025	-2.5 to 2.5	Pass
				10	3.85	-1.431	-0.0008	-2.5 to 2.5	Pass
				30	3.85	-7.911	-0.0043	-2.5 to 2.5	Pass
	40	3.85	-9.513	-0.0051	-2.5 to 2.5	Pass			
	50	3.85	-2.403	-0.0013	-2.5 to 2.5	Pass			
	1882.5	100	0	20	3.27	-10.057	-0.0053	-2.5 to 2.5	Pass
					3.85	-3.991	-0.0021	-2.5 to 2.5	Pass
					4.43	-12.159	-0.0065	-2.5 to 2.5	Pass
				-30	3.85	-1.645	-0.0009	-2.5 to 2.5	Pass
				-20	3.85	-9.012	-0.0048	-2.5 to 2.5	Pass
				-10	3.85	-8.540	-0.0045	-2.5 to 2.5	Pass
				0	3.85	-8.626	-0.0046	-2.5 to 2.5	Pass
				10	3.85	-12.145	-0.0065	-2.5 to 2.5	Pass
				30	3.85	-5.980	-0.0032	-2.5 to 2.5	Pass
	40	3.85	-6.409	-0.0034	-2.5 to 2.5	Pass			
	50	3.85	-7.582	-0.0040	-2.5 to 2.5	Pass			
	1905	100	0	20	3.27	-3.290	-0.0017	-2.5 to 2.5	Pass
					3.85	-9.513	-0.0050	-2.5 to 2.5	Pass
					4.43	-7.267	-0.0038	-2.5 to 2.5	Pass
				-30	3.85	-8.597	-0.0045	-2.5 to 2.5	Pass
				-20	3.85	-2.632	-0.0014	-2.5 to 2.5	Pass
-10				3.85	0.286	0.0002	-2.5 to 2.5	Pass	
0				3.85	-4.005	-0.0021	-2.5 to 2.5	Pass	
10				3.85	-3.963	-0.0021	-2.5 to 2.5	Pass	
30				3.85	-3.233	-0.0017	-2.5 to 2.5	Pass	
40	3.85	-4.678	-0.0025	-2.5 to 2.5	Pass				
50	3.85	-1.473	-0.0008	-2.5 to 2.5	Pass				

3. Modulation Characteristics

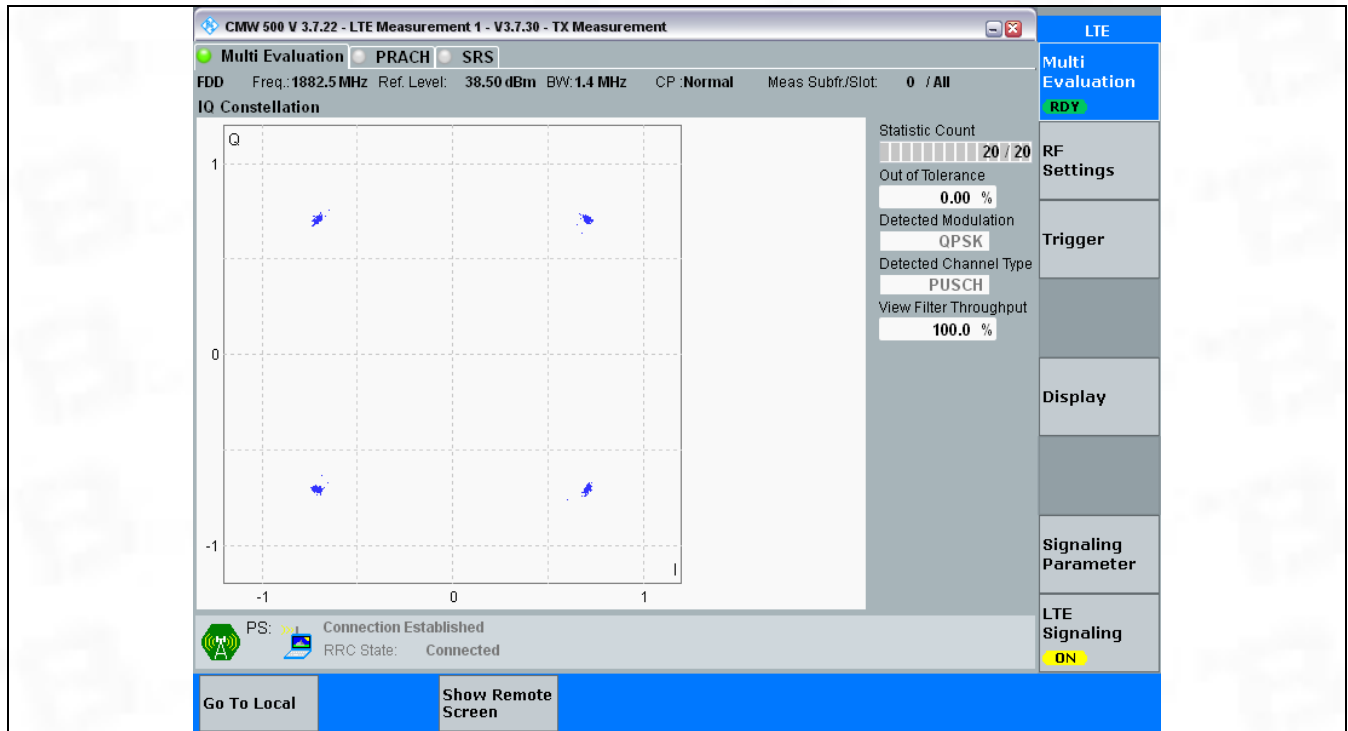
3.1 B25_1.4MHz

3.1.1 Test Result

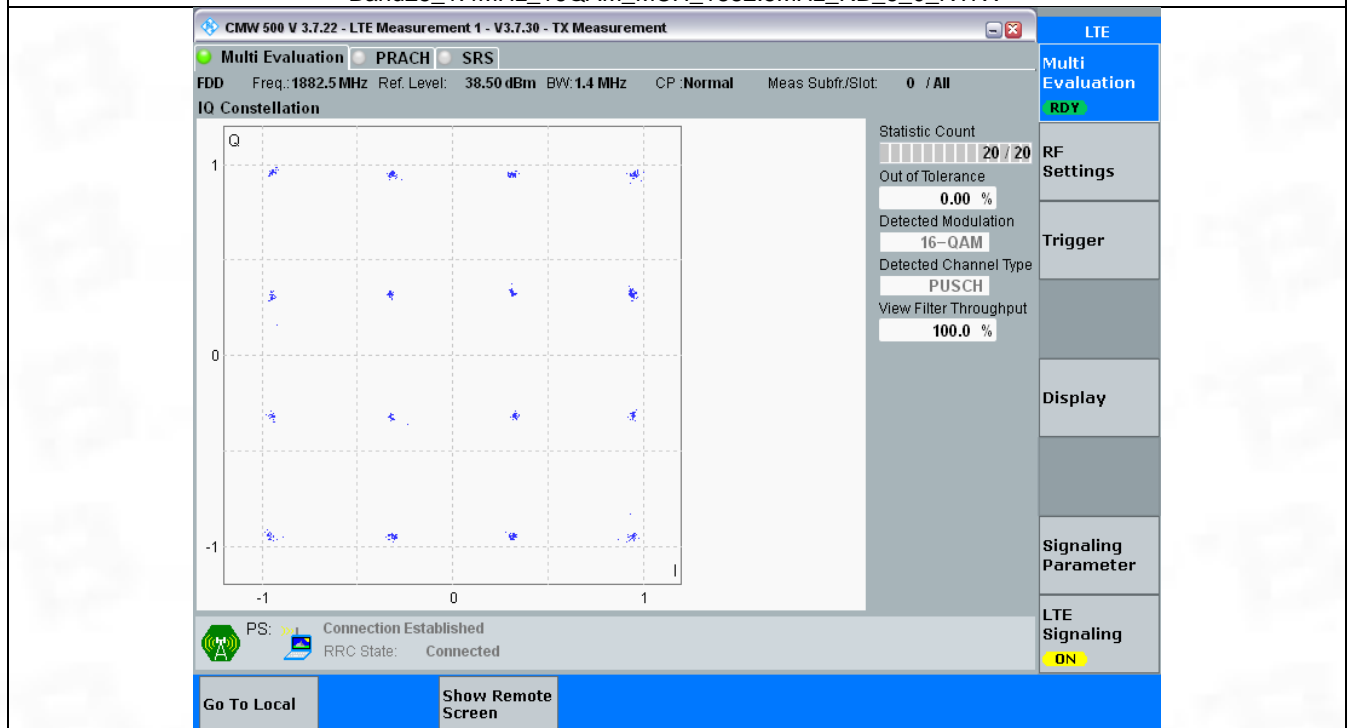
Band: 25 / Bandwidth: 1.4MHz / NTV						
Modulation	Frequency (MHz)	RB Allocation		Modulation Characteristics		Verdict
		Size	Offset	Result	Limit	
QPSK	1882.5	6	0	Refer To Test Graph		Pass
16QAM	1882.5	6	0	Refer To Test Graph		Pass

3.1.2 Test Graph

Band25_1.4MHz_QPSK_MCH_1882.5MHz_RB_6_0_NTV



Band25_1.4MHz_16QAM_MCH_1882.5MHz_RB_6_0_NTNV

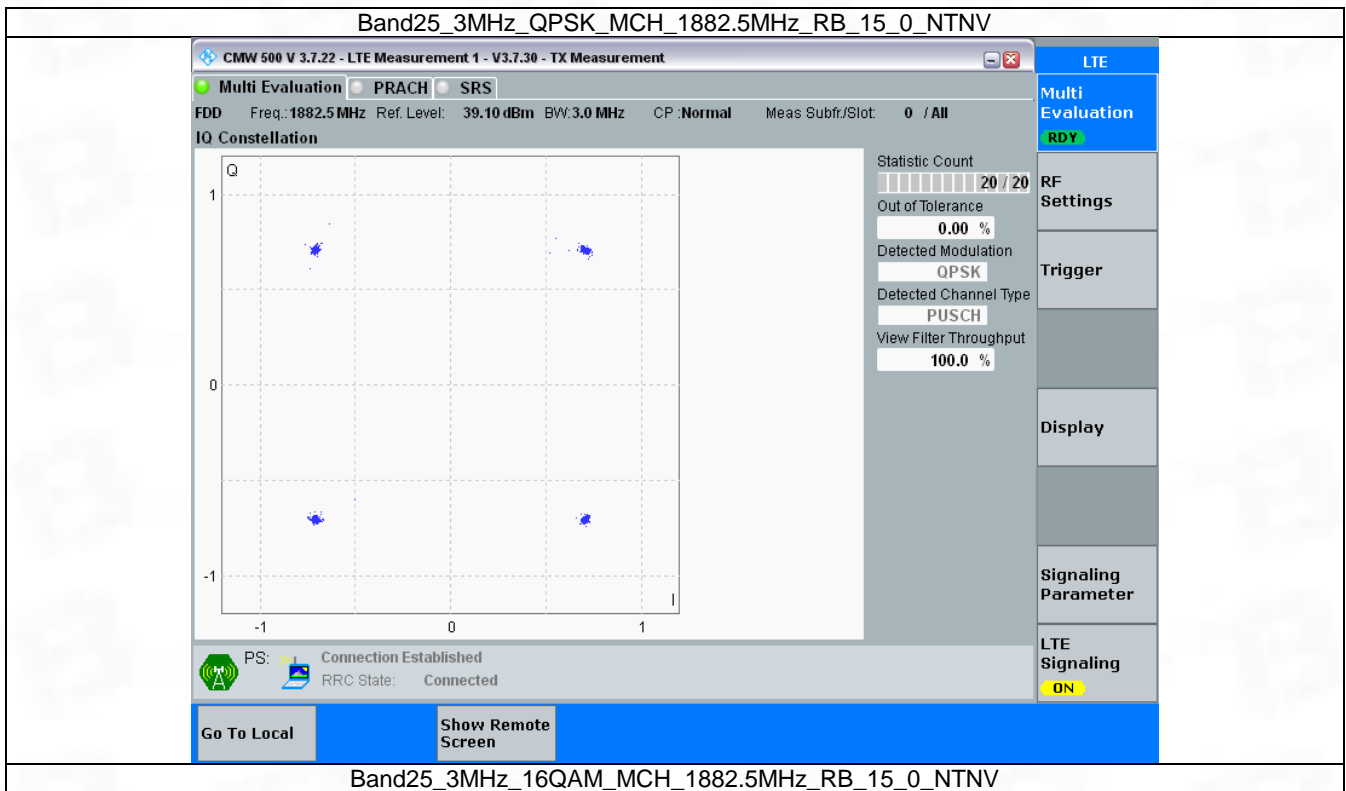


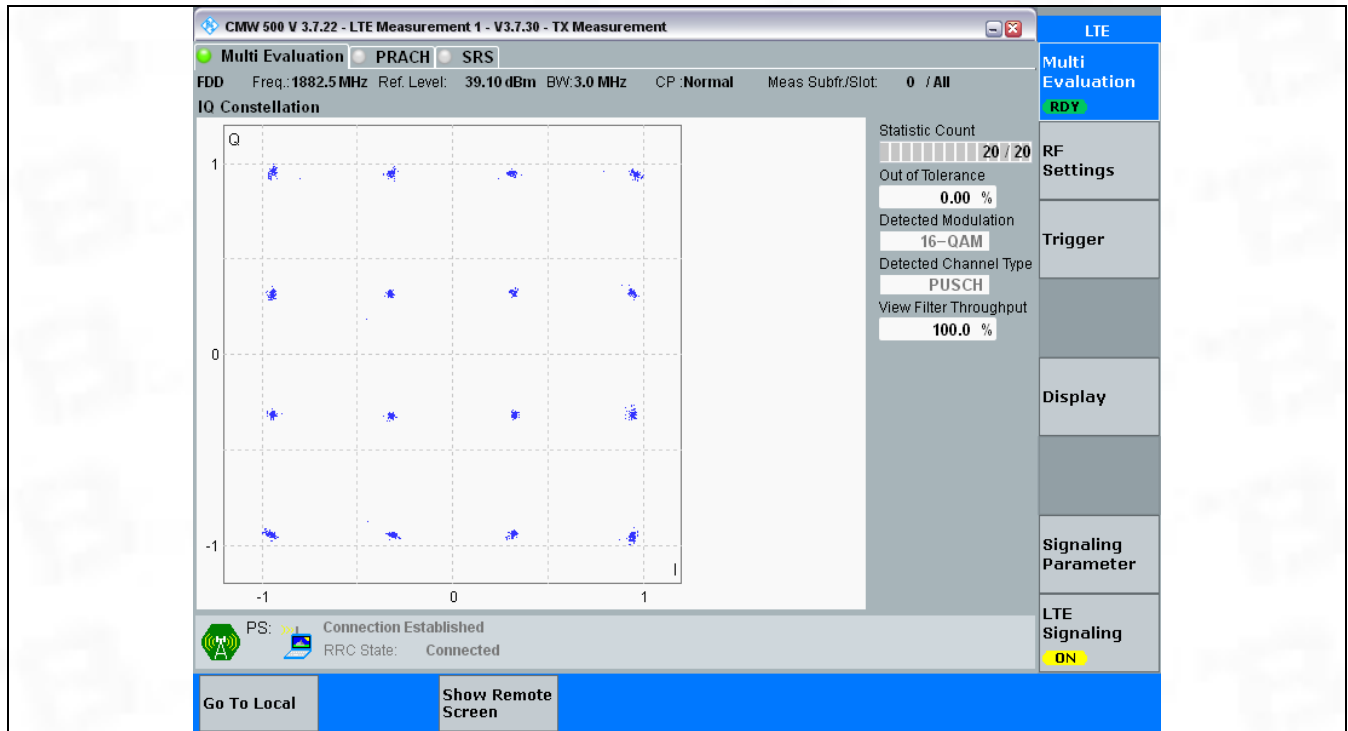
3.2 B25_3MHz

3.2.1 Test Result

Band: 25 / Bandwidth: 3MHz / NTN						
Modulation	Frequency (MHz)	RB Allocation		Modulation Characteristics		Verdict
		Size	Offset	Result	Limit	
QPSK	1882.5	15	0	Refer To Test Graph		Pass
16QAM	1882.5	15	0	Refer To Test Graph		Pass

3.2.2 Test Graph





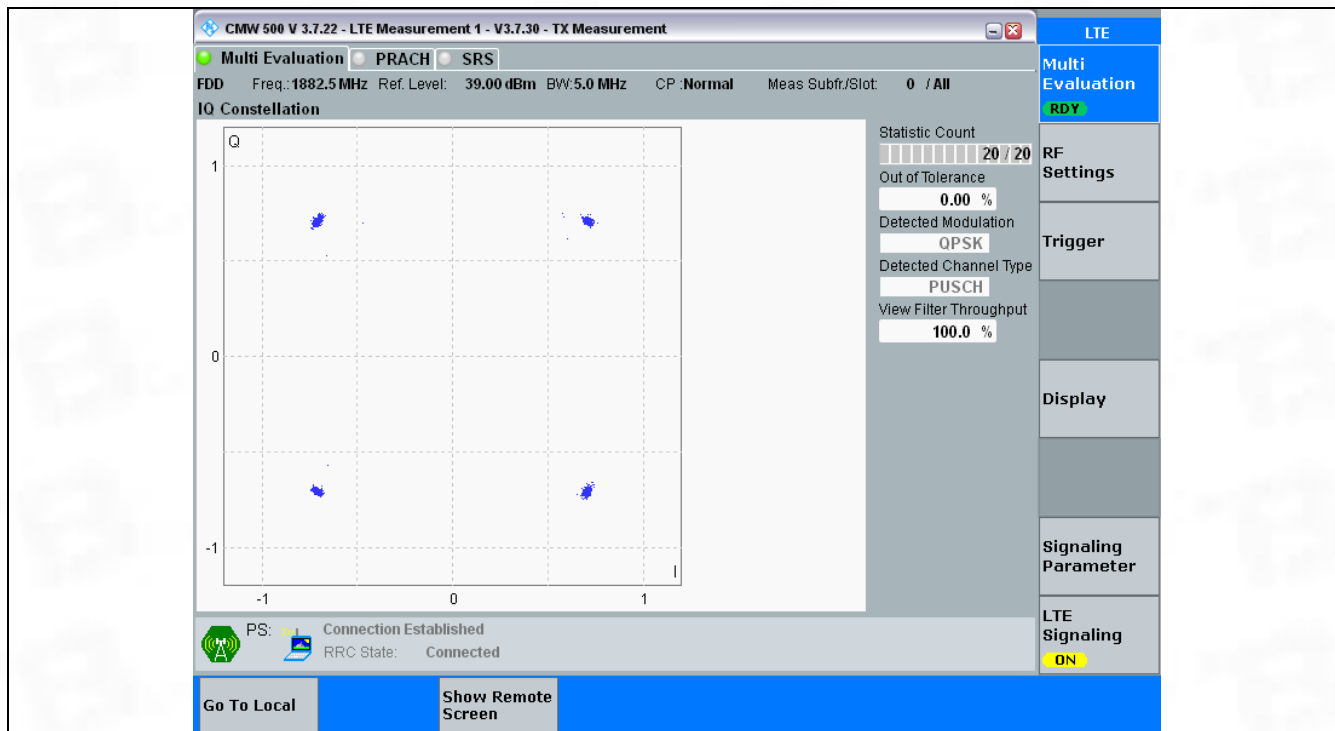
3.3 B25_5MHz

3.3.1 Test Result

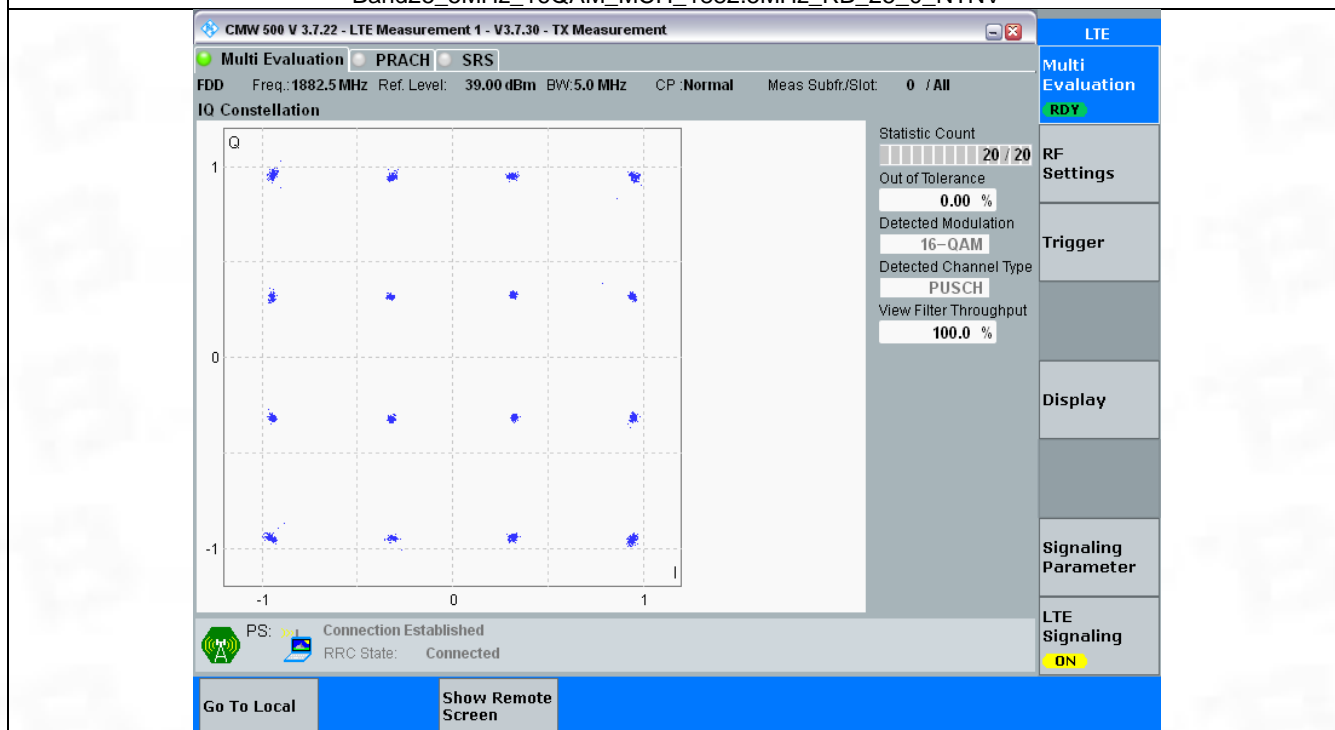
Band: 25 / Bandwidth: 5MHz / NTV						
Modulation	Frequency (MHz)	RB Allocation		Modulation Characteristics		Verdict
		Size	Offset	Result	Limit	
QPSK	1882.5	25	0	Refer To Test Graph		Pass
16QAM	1882.5	25	0	Refer To Test Graph		Pass

3.3.2 Test Graph

Band25_5MHz_QPSK_MCH_1882.5MHz_RB_25_0_NTV



Band25_5MHz_16QAM_MCH_1882.5MHz_RB_25_0_NTNV

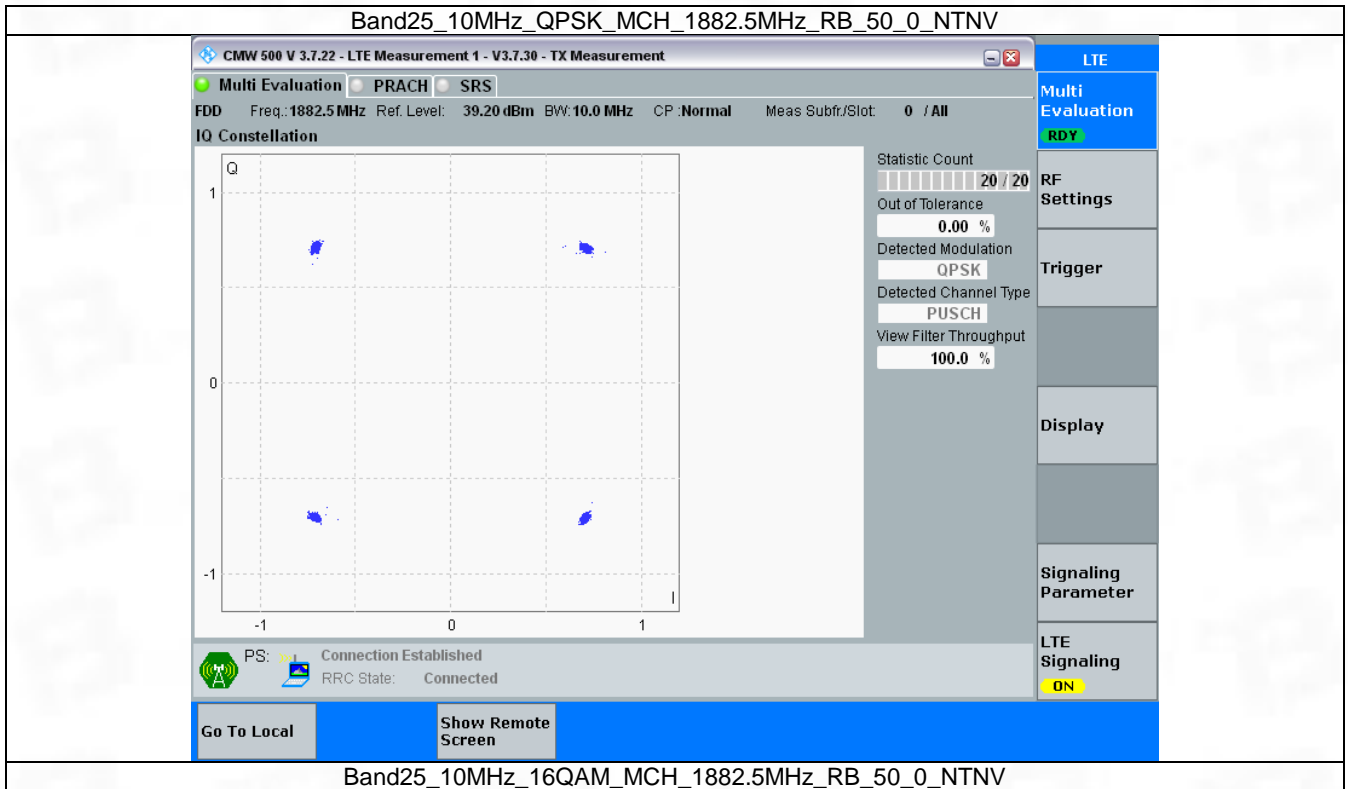


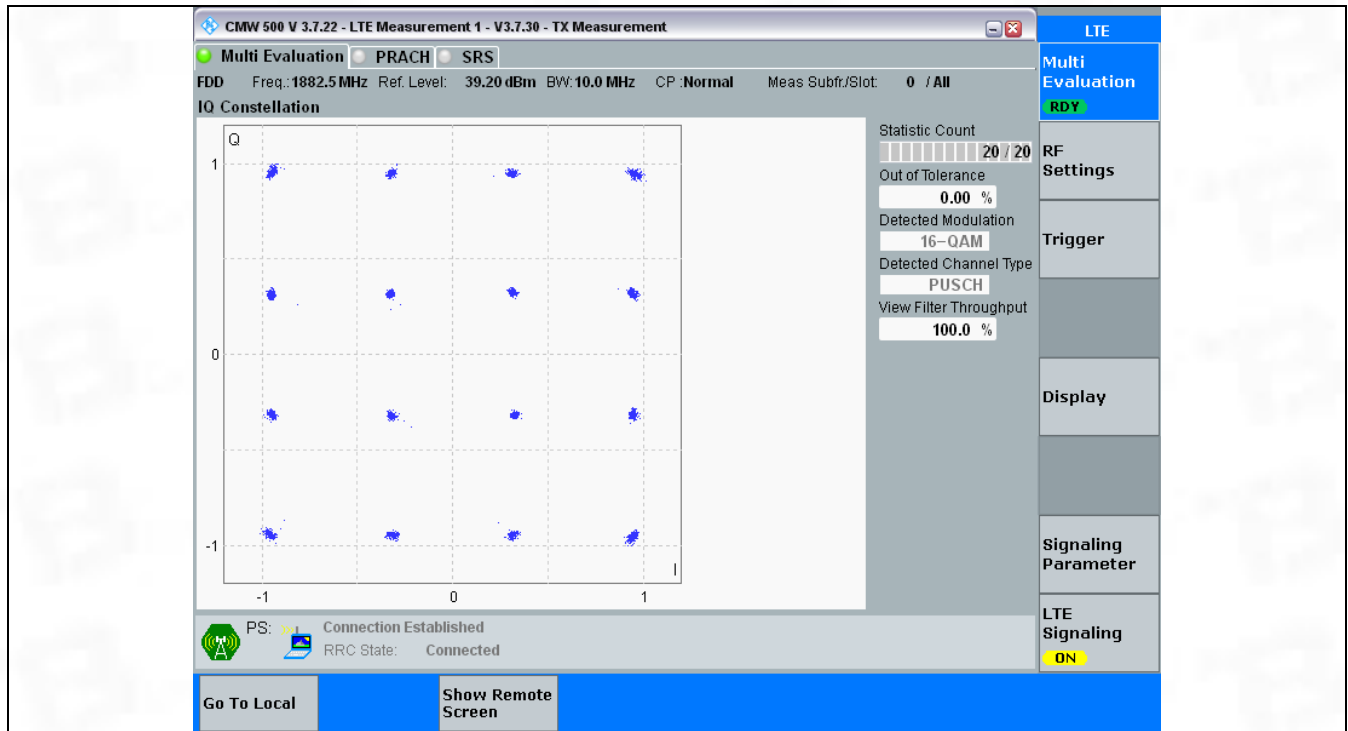
3.4 B25_10MHz

3.4.1 Test Result

Band: 25 / Bandwidth: 10MHz / NTV						
Modulation	Frequency (MHz)	RB Allocation		Modulation Characteristics		Verdict
		Size	Offset	Result	Limit	
QPSK	1882.5	50	0	Refer To Test Graph		Pass
16QAM	1882.5	50	0	Refer To Test Graph		Pass

3.4.2 Test Graph





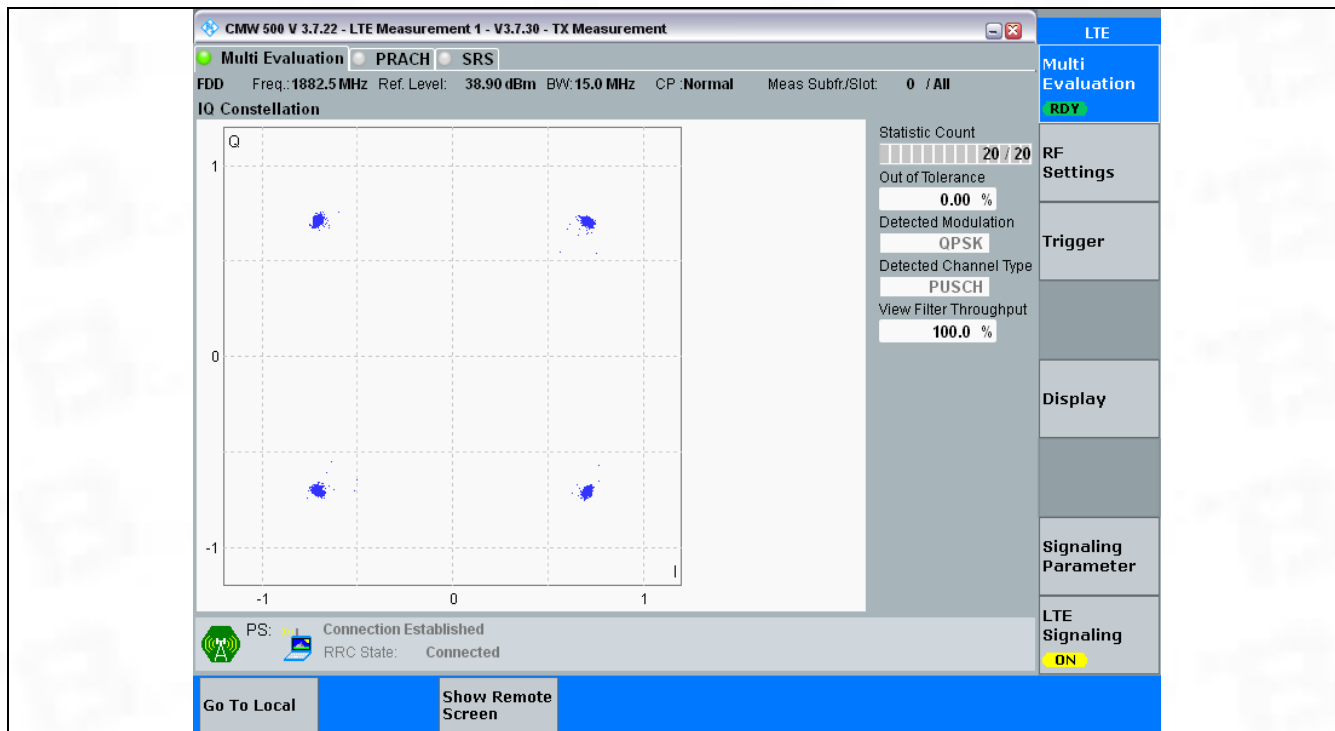
3.5 B25_15MHz

3.5.1 Test Result

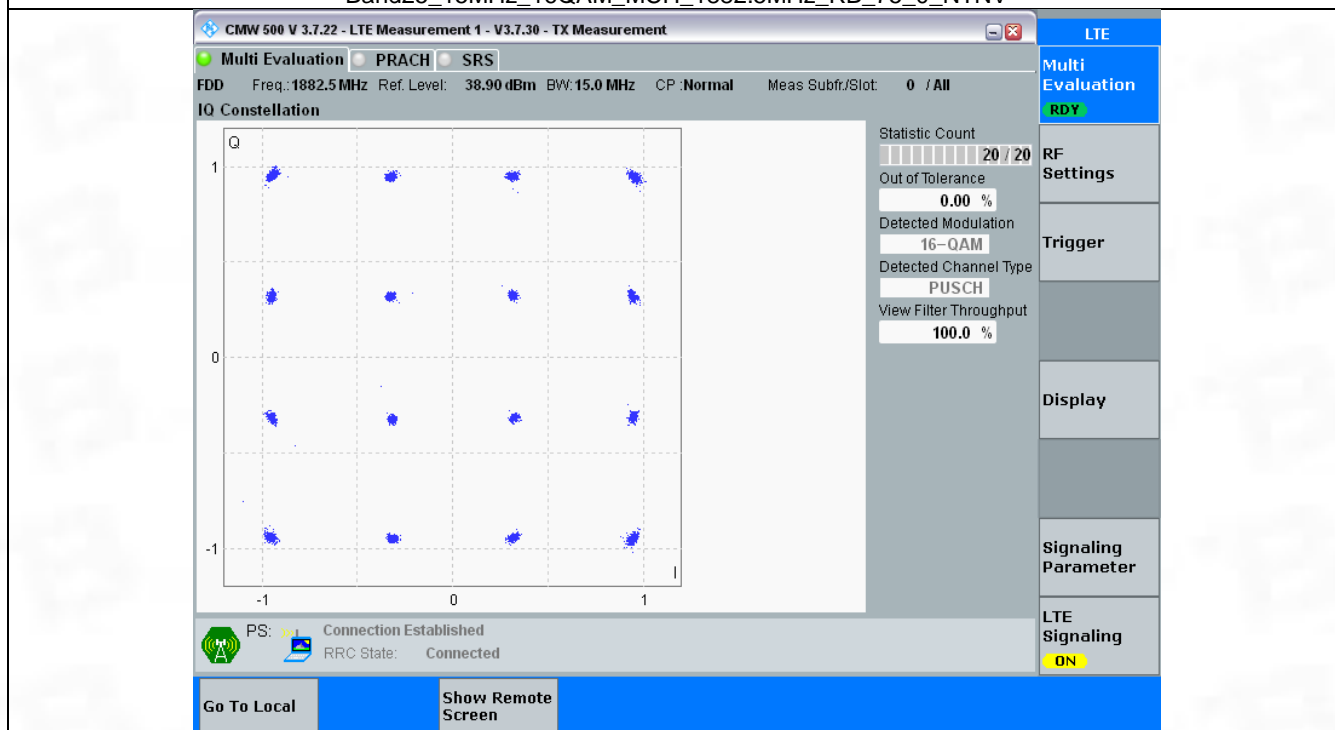
Band: 25 / Bandwidth: 15MHz / NTV						
Modulation	Frequency (MHz)	RB Allocation		Modulation Characteristics		Verdict
		Size	Offset	Result	Limit	
QPSK	1882.5	75	0	Refer To Test Graph		Pass
16QAM	1882.5	75	0	Refer To Test Graph		Pass

3.5.2 Test Graph

Band25_15MHz_QPSK_MCH_1882.5MHz_RB_75_0_NTV



Band25_15MHz_16QAM_MCH_1882.5MHz_RB_75_0_NTV

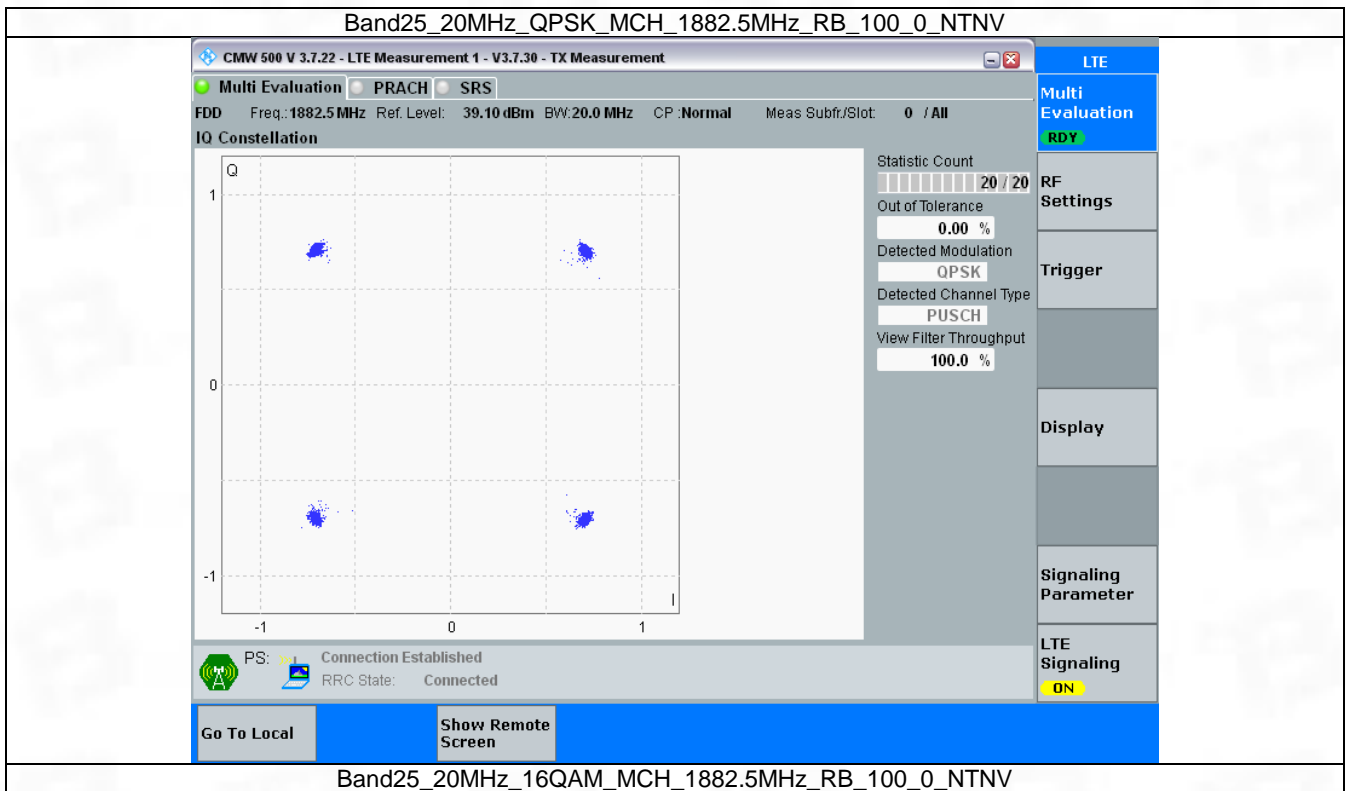


3.6 B25_20MHz

3.6.1 Test Result

Band: 25 / Bandwidth: 20MHz / NTV						
Modulation	Frequency (MHz)	RB Allocation		Modulation Characteristics		Verdict
		Size	Offset	Result	Limit	
QPSK	1882.5	100	0	Refer To Test Graph		Pass
16QAM	1882.5	100	0	Refer To Test Graph		Pass

3.6.2 Test Graph



CMW 500 V 3.7.22 - LTE Measurement 1 - V3.7.30 - TX Measurement

Multi Evaluation PRACH SRS

FDD Freq.: 1882.5 MHz Ref. Level: 39.10 dBm BW: 20.0 MHz CP: Normal Meas Subfr./Slot: 0 / All

IQ Constellation

Statistic Count: 20 / 20

Out of Tolerance: 0.00 %

Detected Modulation: 16-QAM

Detected Channel Type: PUSCH

View Filter Throughput: 100.0 %

PS: Connection Established
RRC State: Connected

Go To Local Show Remote Screen

LTE

Multi Evaluation RDY

RF Settings

Trigger

Display

Signaling Parameter

LTE Signaling ON

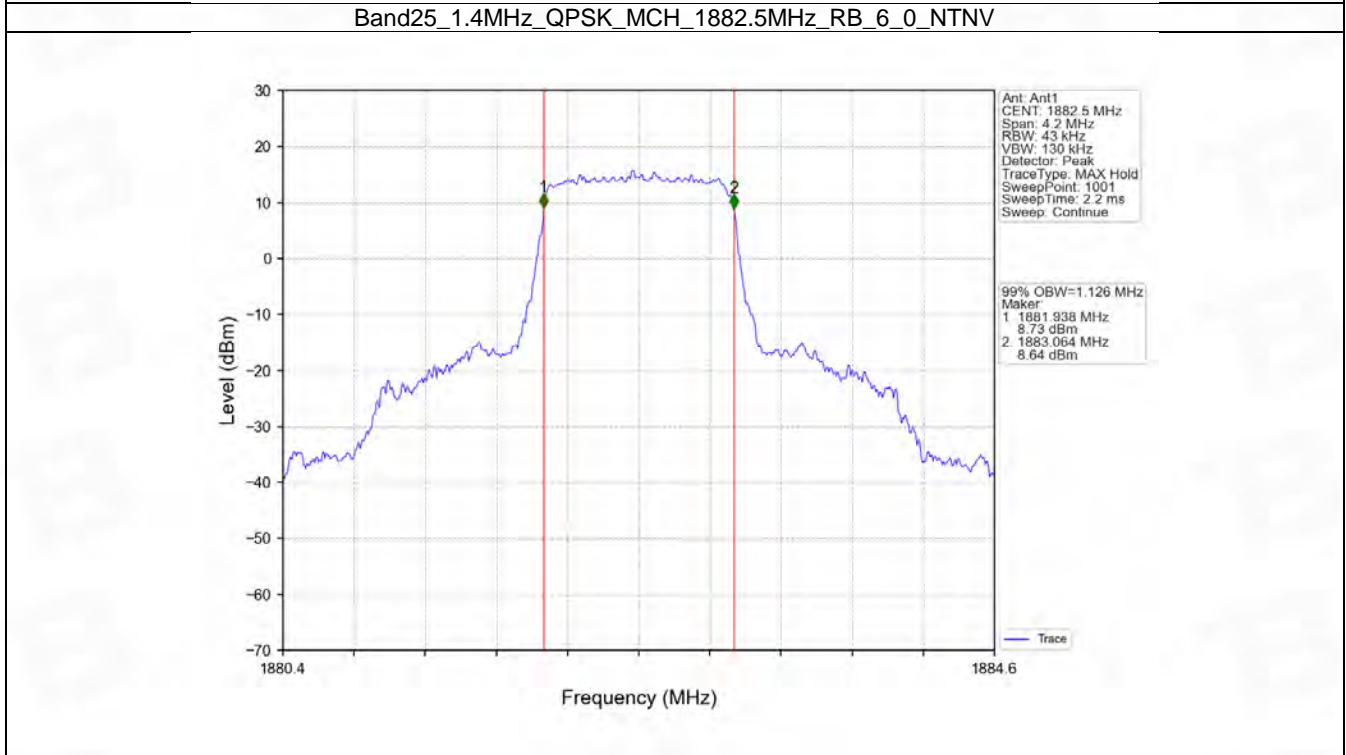
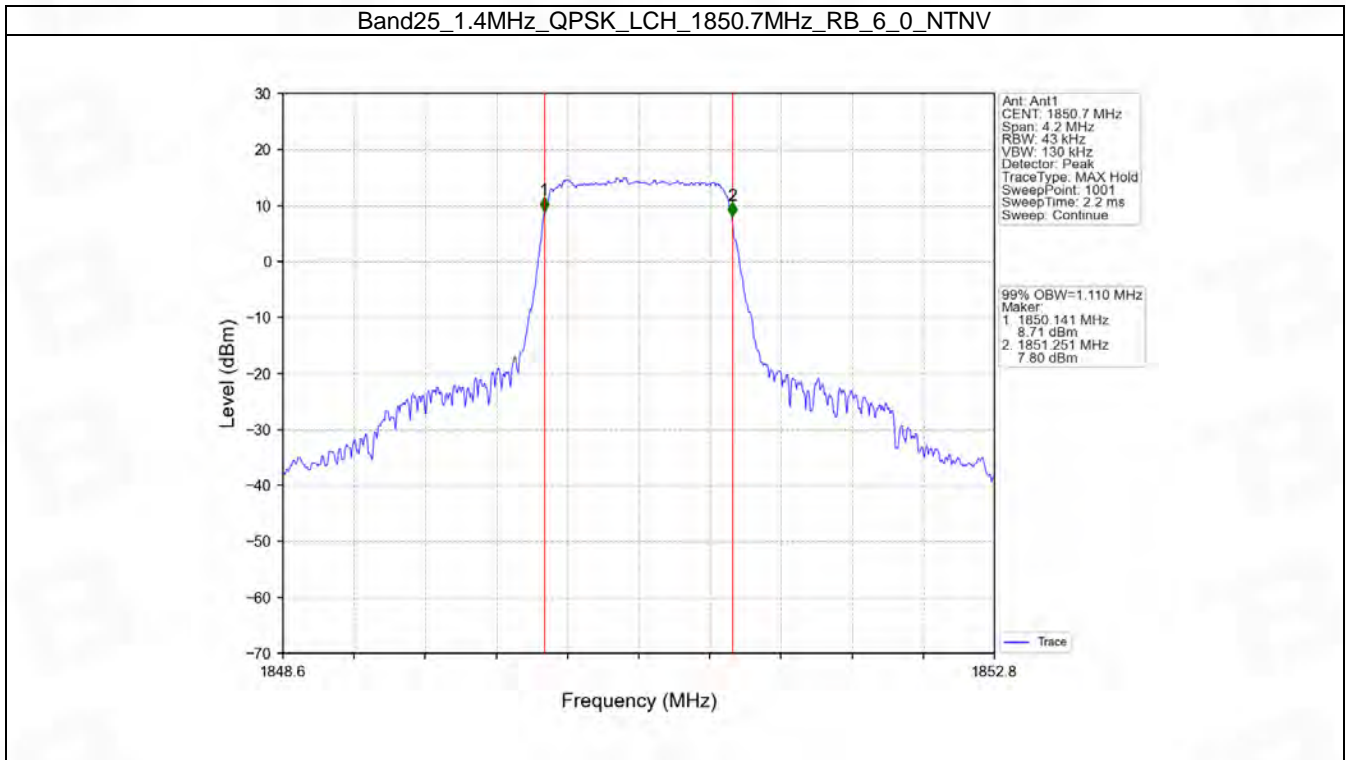
4. 99% & 26dB Bandwidth

4.1 Band25_OBW

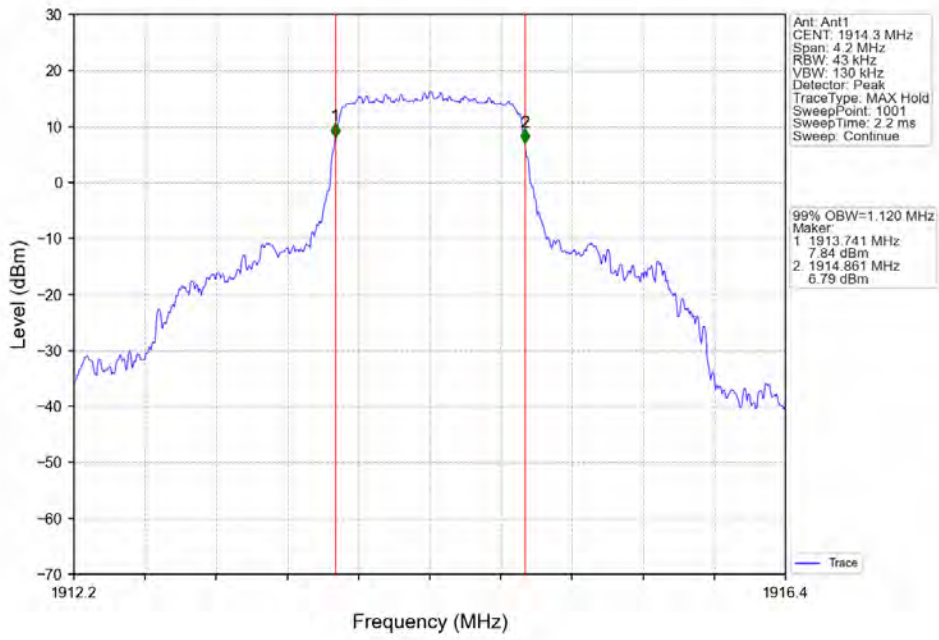
4.1.1 Test Result

Band: 25 / NTNV							
Bandwidth (MHz)	Modulation	Frequency (MHz)	RB Allocation		99% Occupied Bandwidth (MHz)		Verdict
			Size	Offset	Result	Limit	
1.4	QPSK	1850.7	6	0	1.110	/	Pass
		1882.5	6	0	1.126	/	Pass
		1914.3	6	0	1.120	/	Pass
	16QAM	1850.7	6	0	1.111	/	Pass
		1882.5	6	0	1.108	/	Pass
		1914.3	6	0	1.109	/	Pass
3	QPSK	1851.5	15	0	2.727	/	Pass
		1882.5	15	0	2.728	/	Pass
		1913.5	15	0	2.731	/	Pass
	16QAM	1851.5	15	0	2.712	/	Pass
		1882.5	15	0	2.731	/	Pass
		1913.5	15	0	2.725	/	Pass
5	QPSK	1852.5	25	0	4.574	/	Pass
		1882.5	25	0	4.572	/	Pass
		1912.5	25	0	4.592	/	Pass
	16QAM	1852.5	25	0	4.571	/	Pass
		1882.5	25	0	4.600	/	Pass
		1912.5	25	0	4.580	/	Pass
10	QPSK	1855	50	0	9.126	/	Pass
		1882.5	50	0	9.078	/	Pass
		1910	50	0	9.125	/	Pass
	16QAM	1855	50	0	9.100	/	Pass
		1882.5	50	0	9.111	/	Pass
		1910	50	0	9.097	/	Pass
15	QPSK	1857.5	75	0	13.609	/	Pass
		1882.5	75	0	13.614	/	Pass
		1907.5	75	0	13.619	/	Pass
	16QAM	1857.5	75	0	13.701	/	Pass
		1882.5	75	0	13.617	/	Pass
		1907.5	75	0	13.627	/	Pass
20	QPSK	1860	100	0	18.213	/	Pass
		1882.5	100	0	18.130	/	Pass
		1905	100	0	18.130	/	Pass
	16QAM	1860	100	0	18.213	/	Pass
		1882.5	100	0	18.190	/	Pass
		1905	100	0	18.100	/	Pass

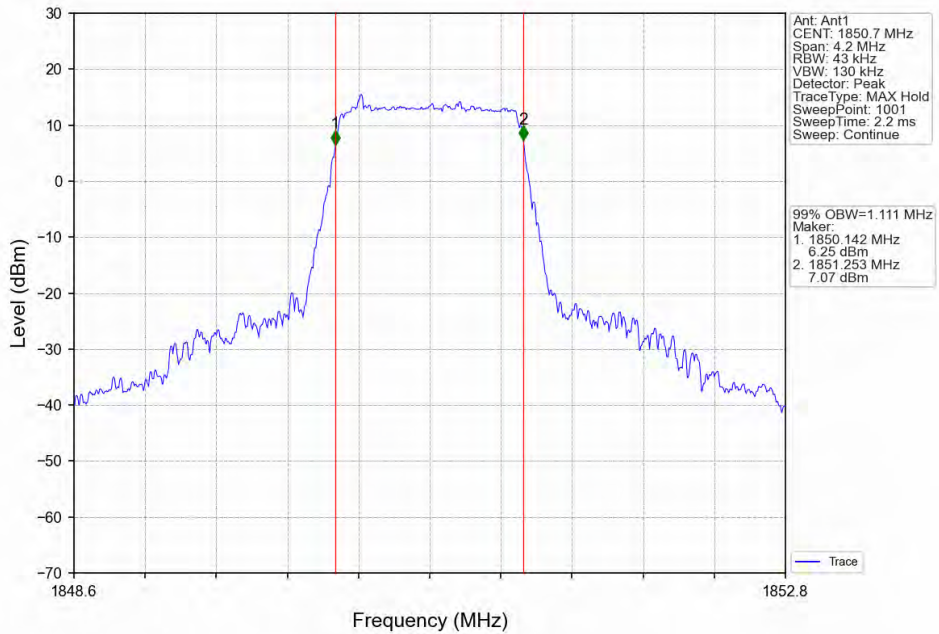
4.1.2 Test Graph



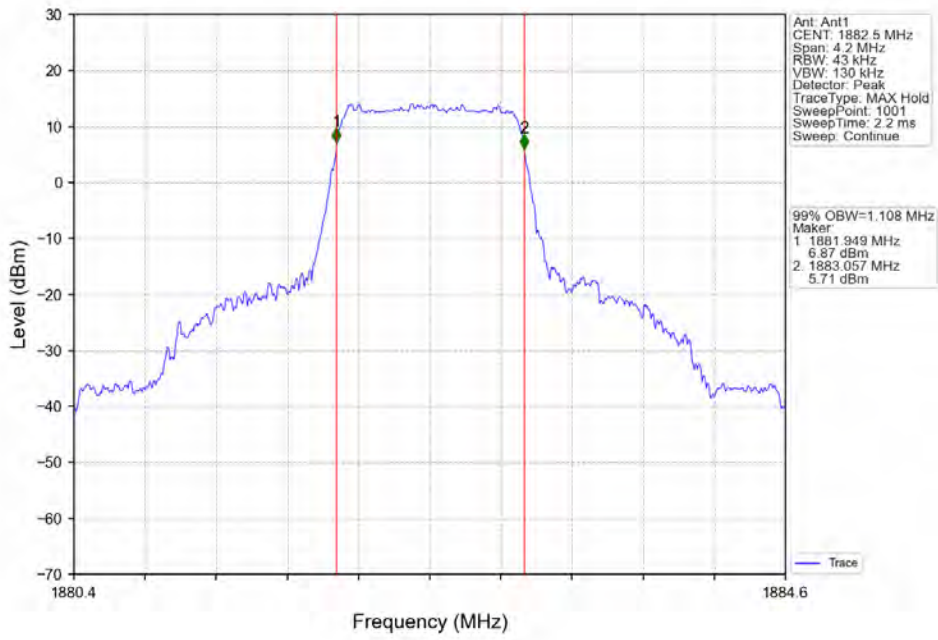
Band25_1.4MHz_QPSK_HCH_1914.3MHz_RB_6_0_NTNV



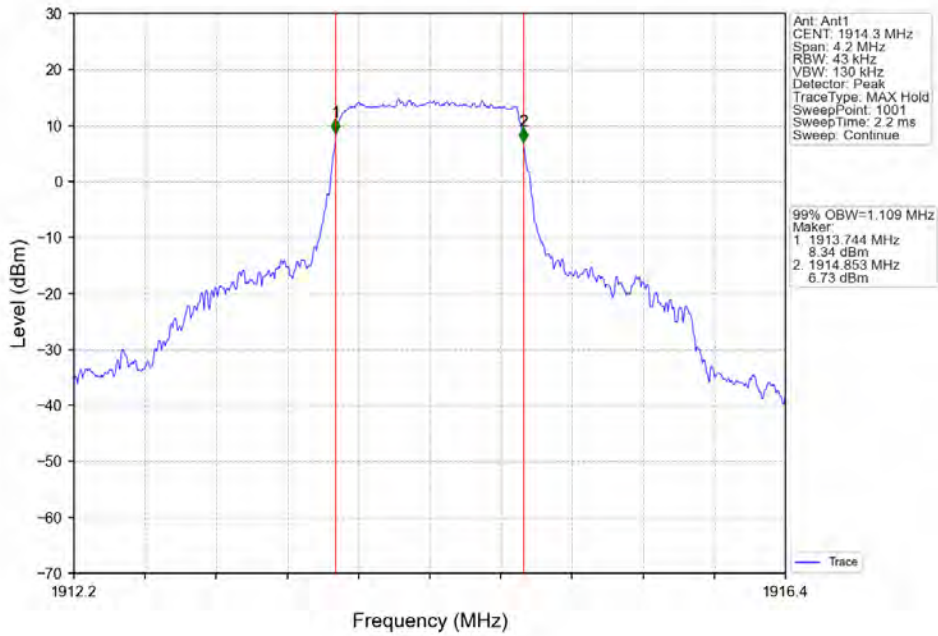
Band25_1.4MHz_16QAM_LCH_1850.7MHz_RB_6_0_NTNV



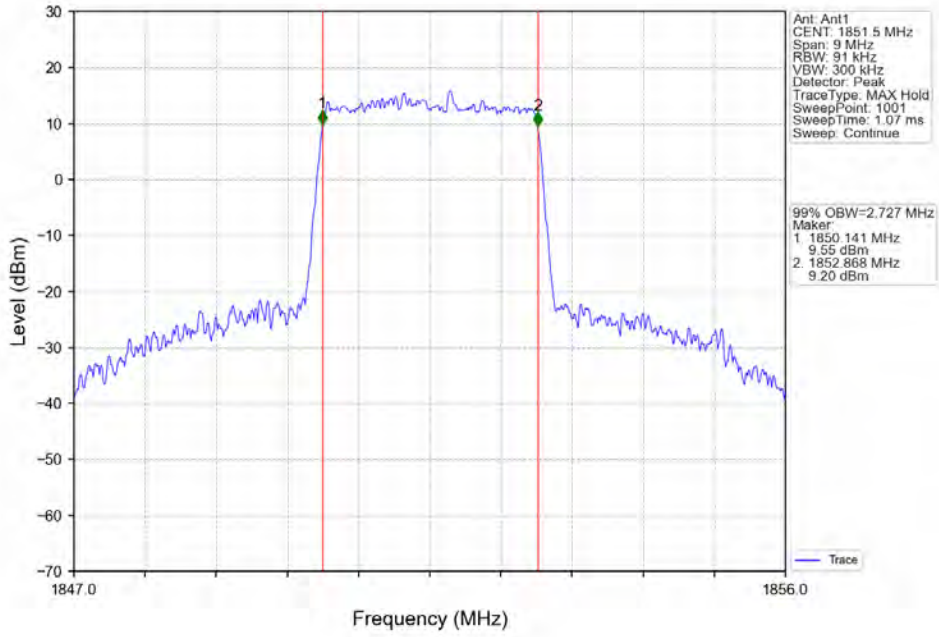
Band25_1.4MHz_16QAM_MCH_1882.5MHz_RB_6_0_NTNV



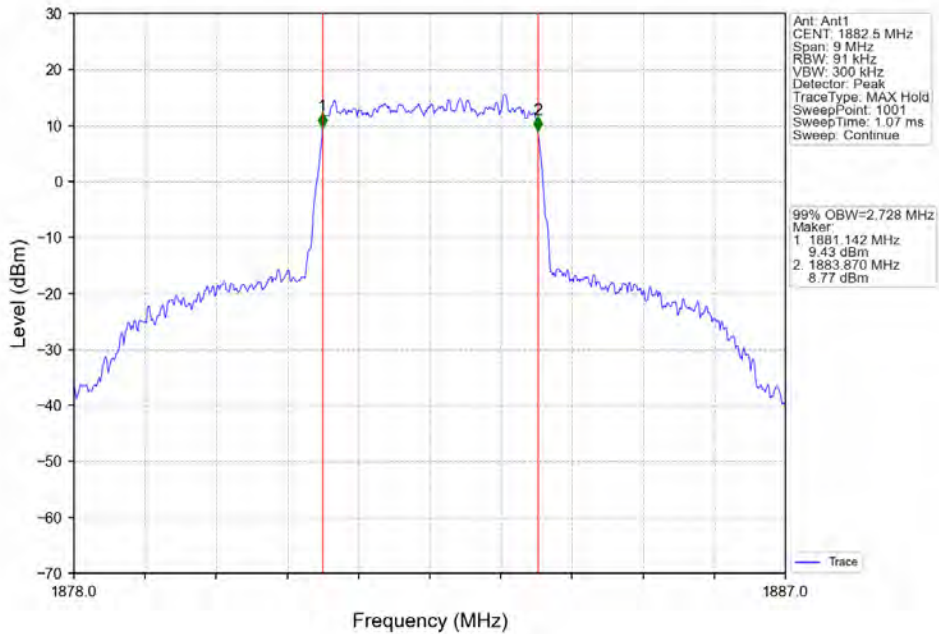
Band25_1.4MHz_16QAM_HCH_1914.3MHz_RB_6_0_NTNV



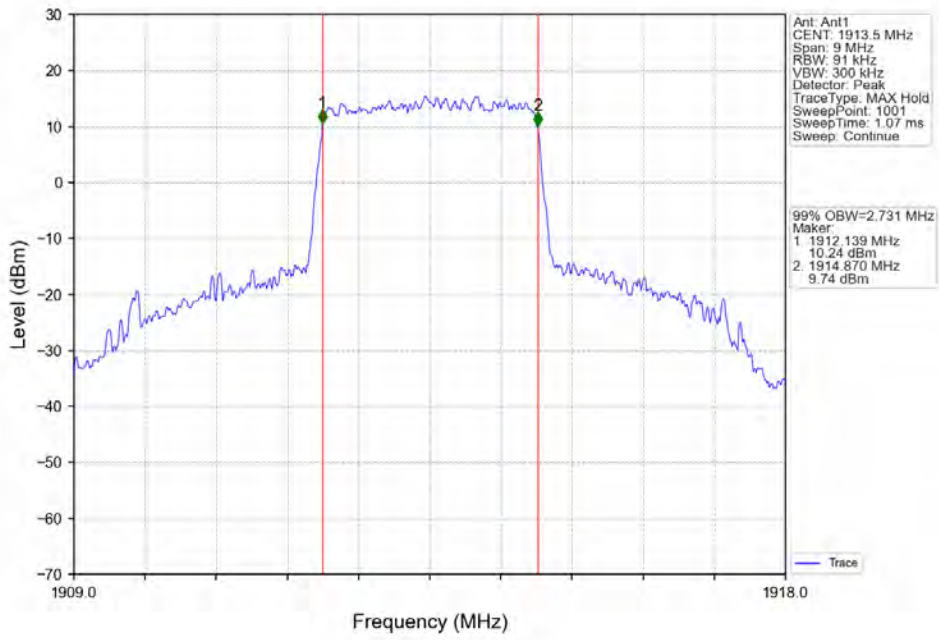
Band25_3MHz_QPSK_LCH_1851.5MHz_RB_15_0_NTNV



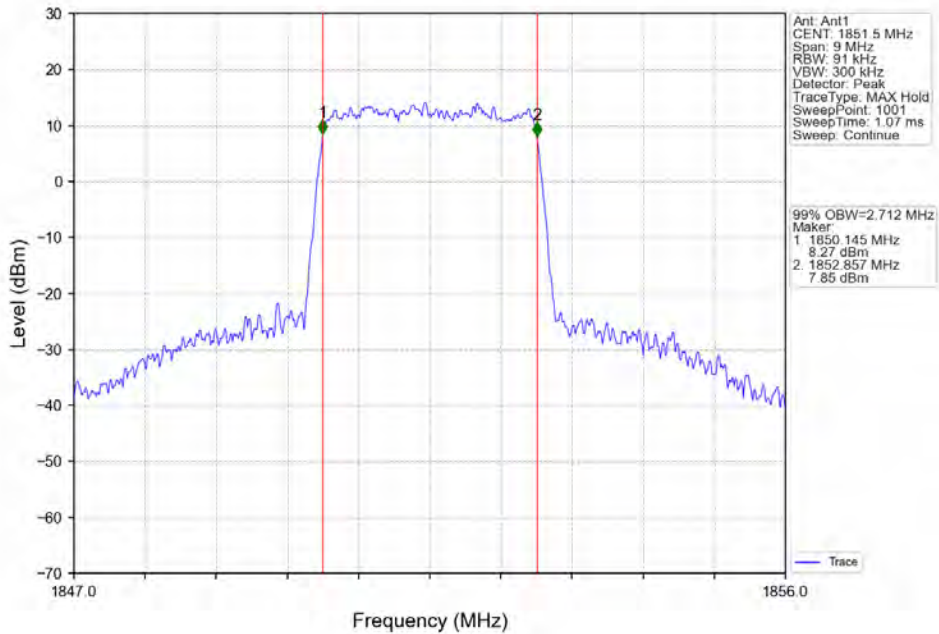
Band25_3MHz_QPSK_MCH_1882.5MHz_RB_15_0_NTNV



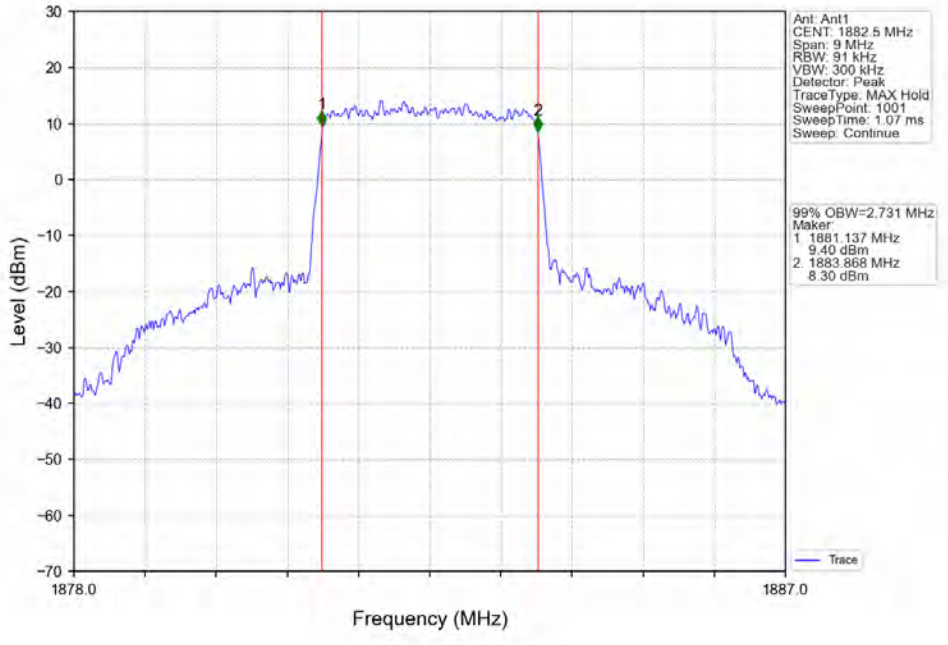
Band25_3MHz_QPSK_HCH_1913.5MHz_RB_15_0_NTNV



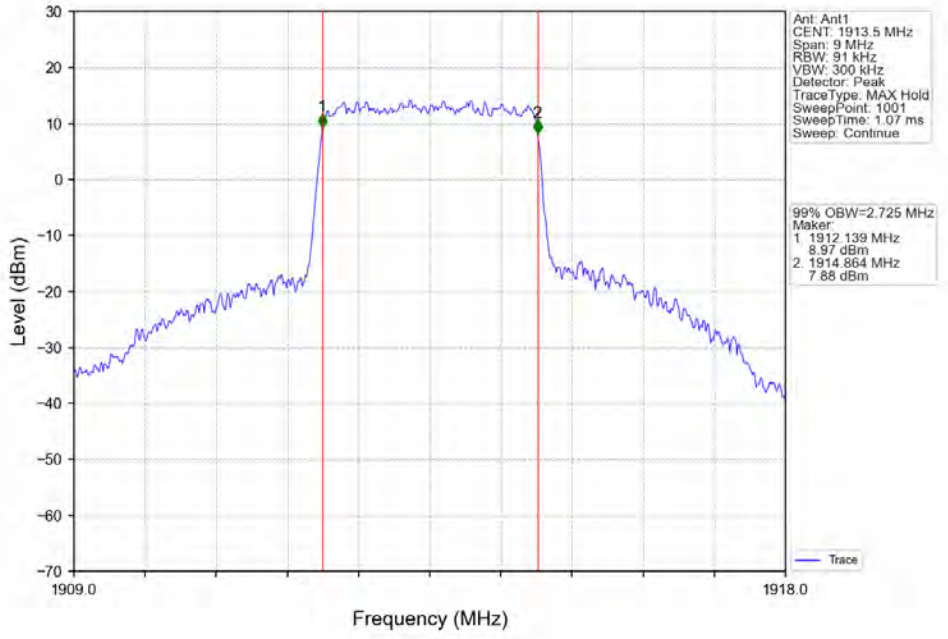
Band25_3MHz_16QAM_LCH_1851.5MHz_RB_15_0_NTNV



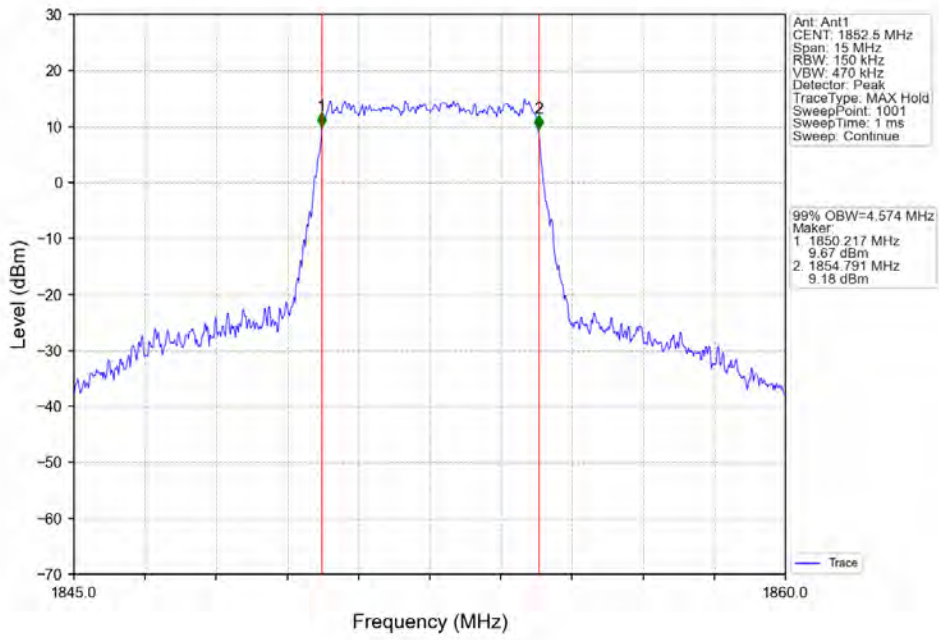
Band25_3MHz_16QAM_MCH_1882.5MHz_RB_15_0_NTNV



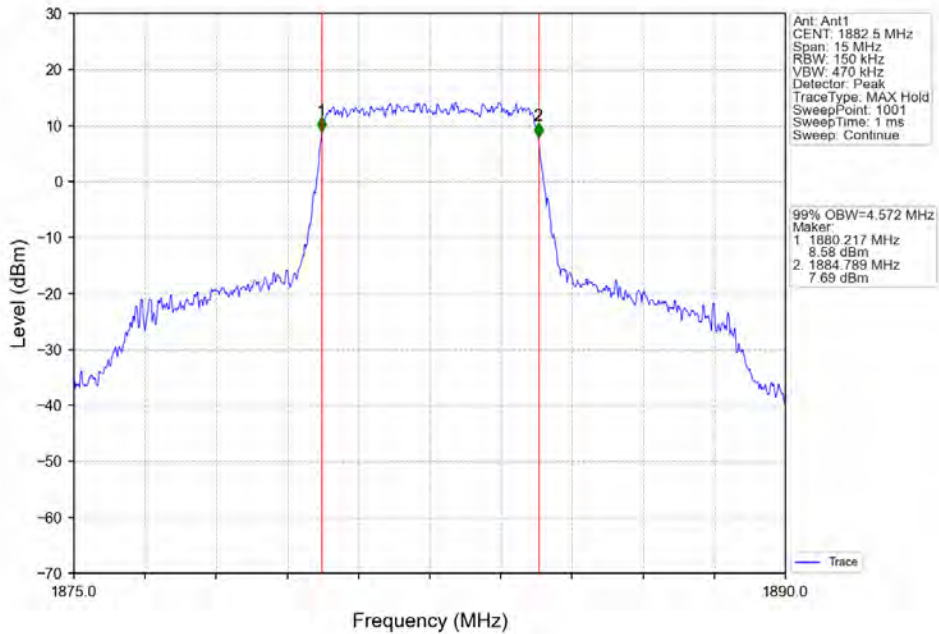
Band25_3MHz_16QAM_HCH_1913.5MHz_RB_15_0_NTNV



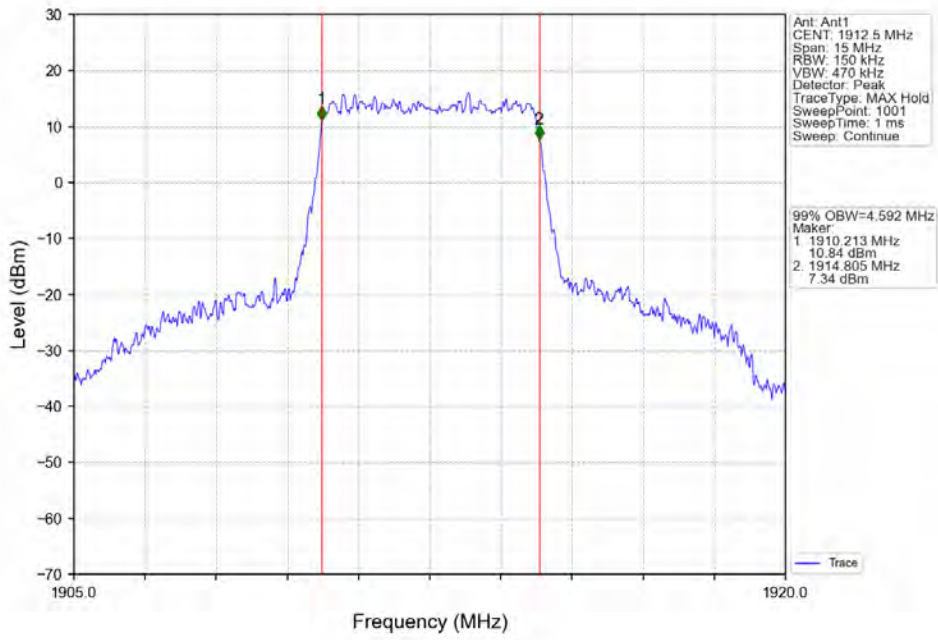
Band25_5MHz_QPSK_LCH_1852.5MHz_RB_25_0_NTNV



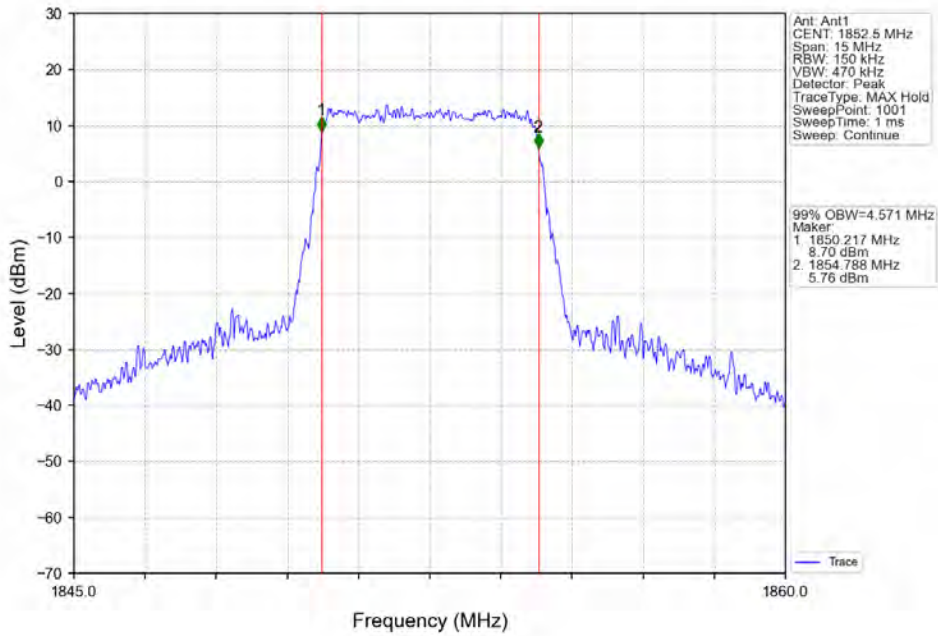
Band25_5MHz_QPSK_MCH_1882.5MHz_RB_25_0_NTNV



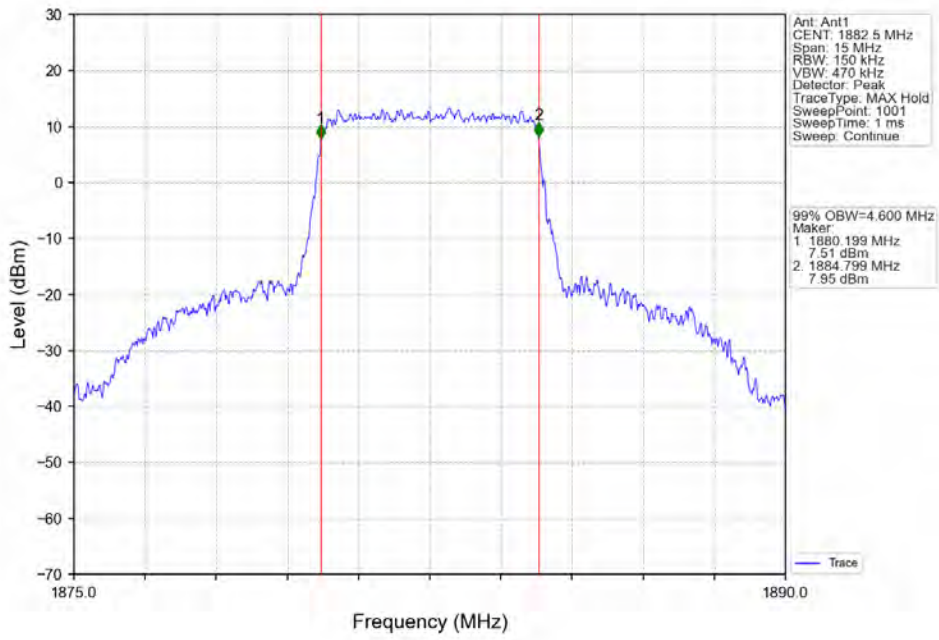
Band25_5MHz_QPSK_HCH_1912.5MHz_RB_25_0_NTNV



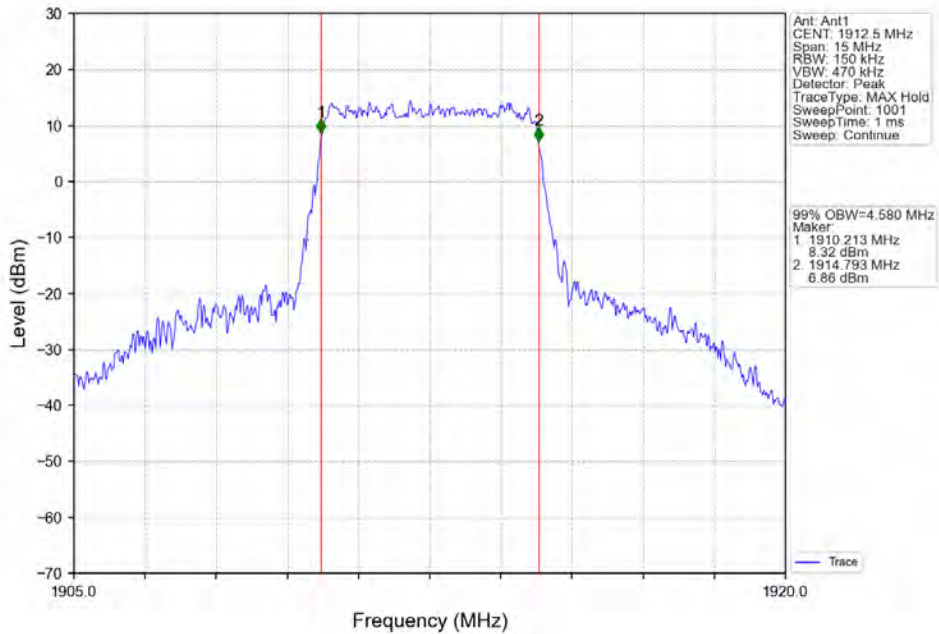
Band25_5MHz_16QAM_LCH_1852.5MHz_RB_25_0_NTNV



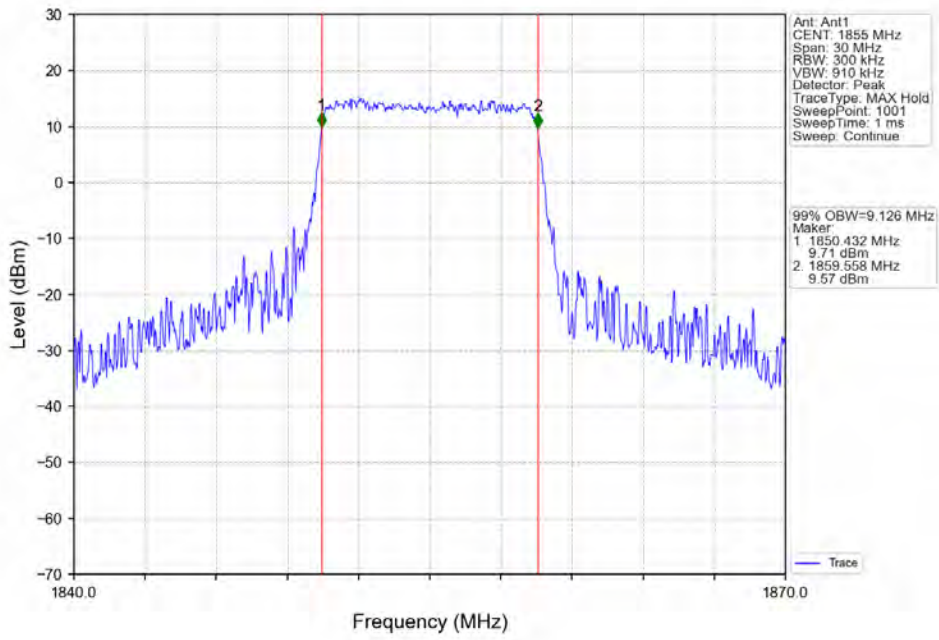
Band25_5MHz_16QAM_MCH_1882.5MHz_RB_25_0_NTNV



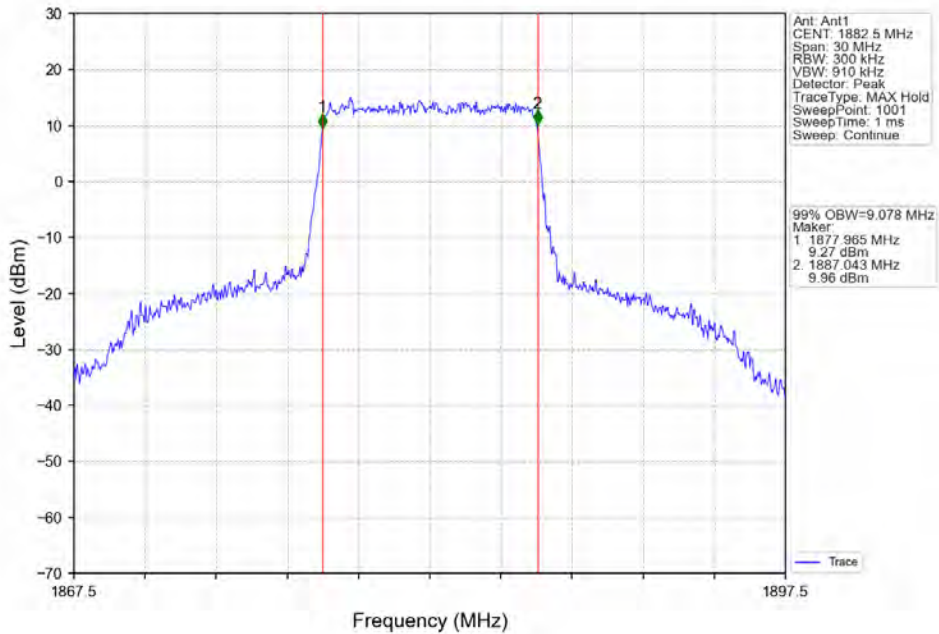
Band25_5MHz_16QAM_HCH_1912.5MHz_RB_25_0_NTNV



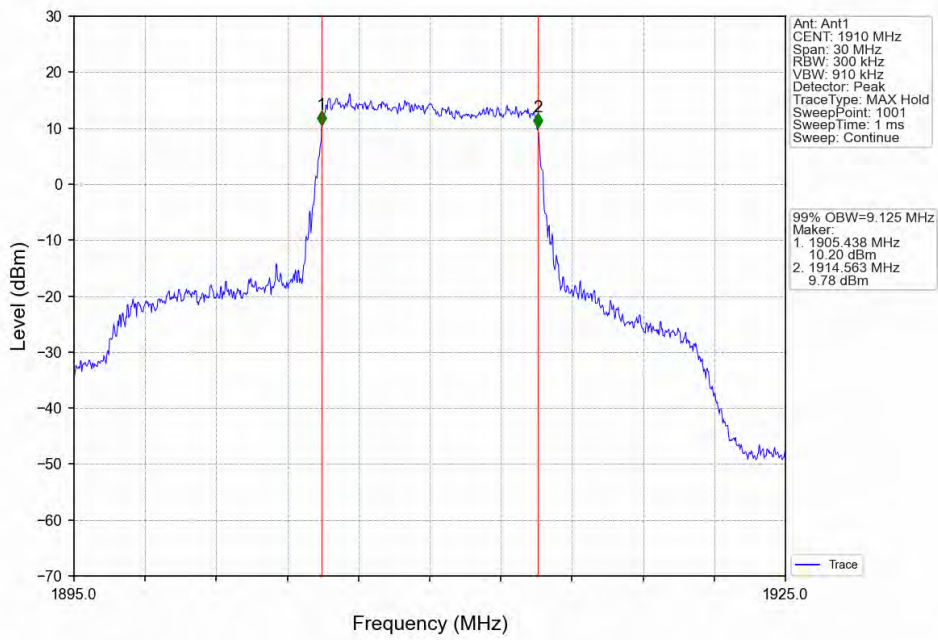
Band25_10MHz_QPSK_LCH_1855MHz_RB_50_0_NTNV



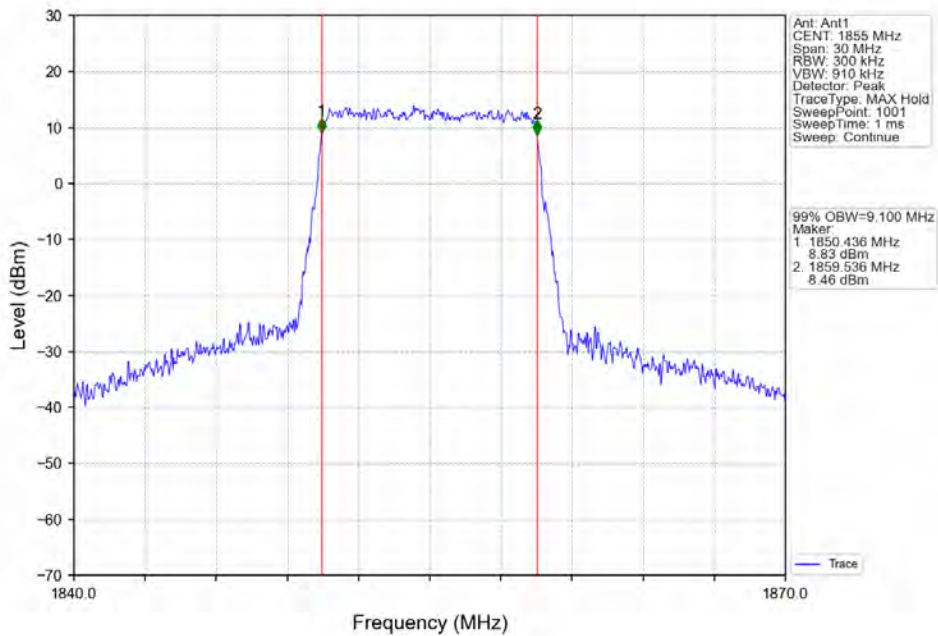
Band25_10MHz_QPSK_MCH_1882.5MHz_RB_50_0_NTNV



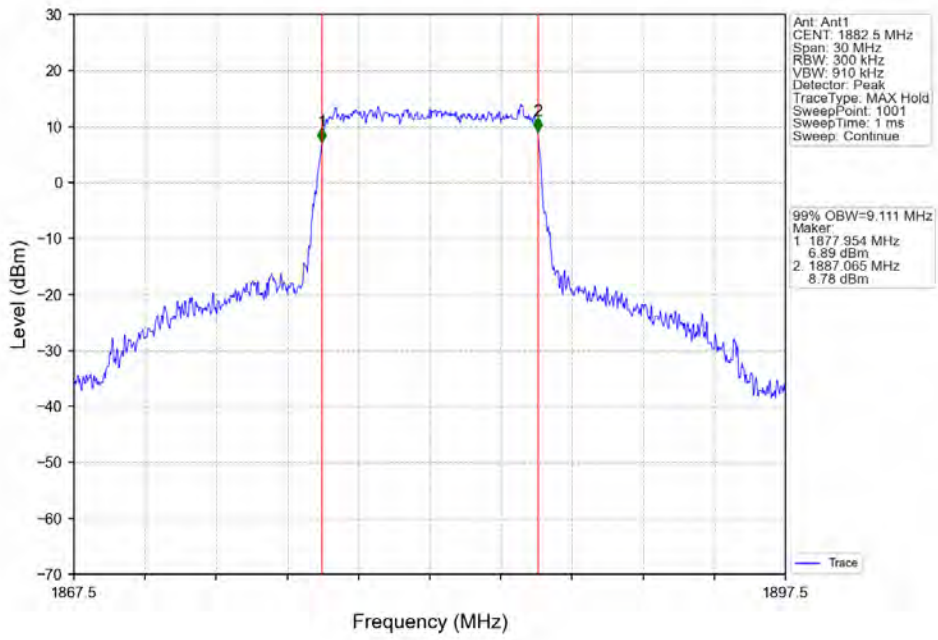
Band25_10MHz_QPSK_HCH_1910MHz_RB_50_0_NTNV



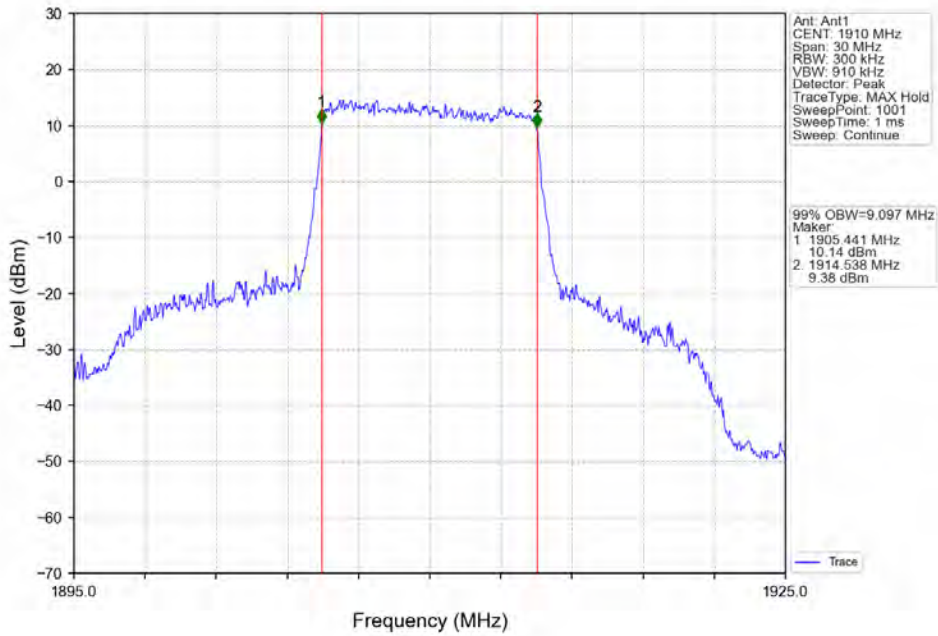
Band25_10MHz_16QAM_LCH_1855MHz_RB_50_0_NTNV



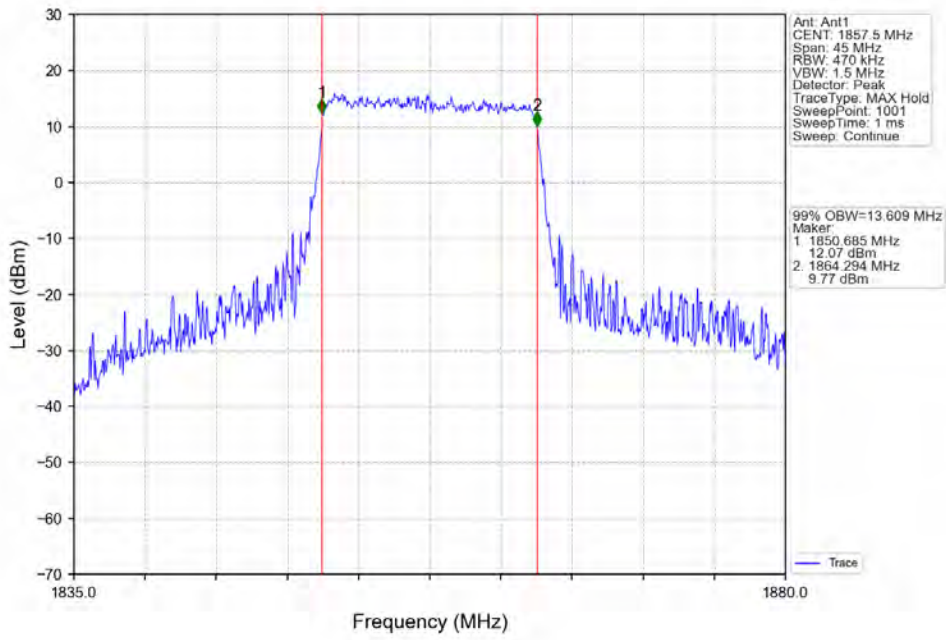
Band25_10MHz_16QAM_MCH_1882.5MHz_RB_50_0_NTNV



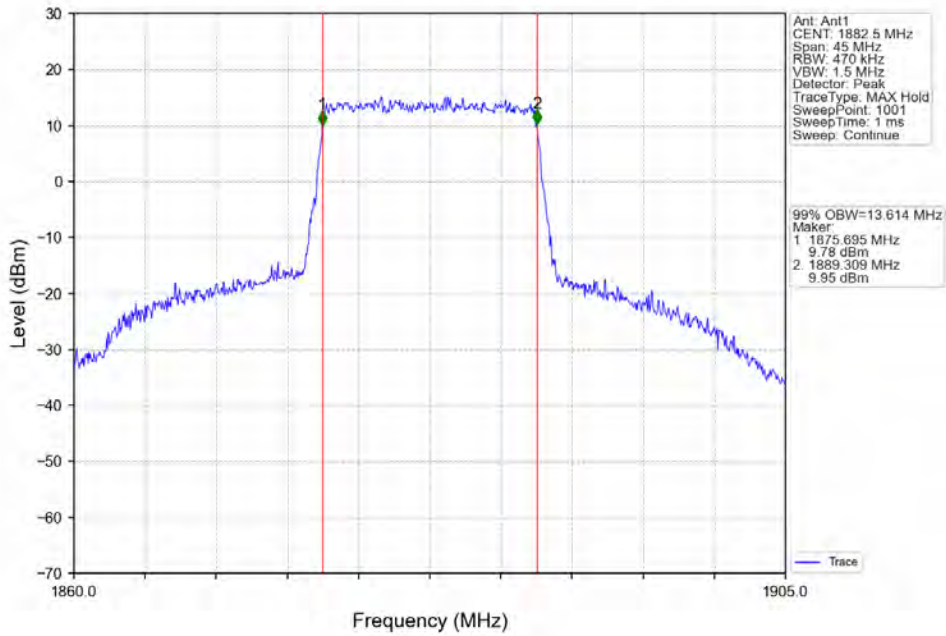
Band25_10MHz_16QAM_HCH_1910MHz_RB_50_0_NTNV



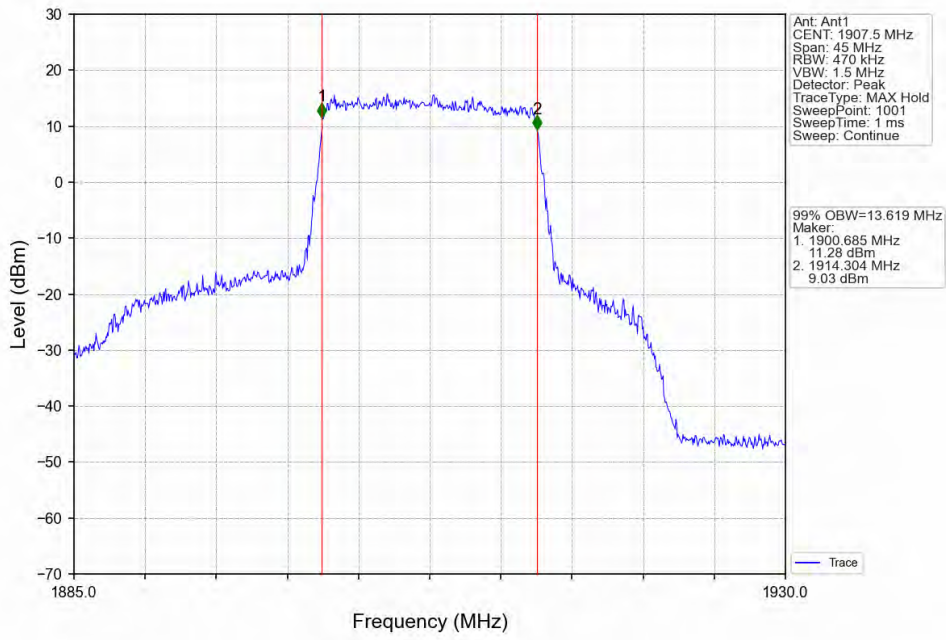
Band25_15MHz_QPSK_LCH_1857.5MHz_RB_75_0_NTNV



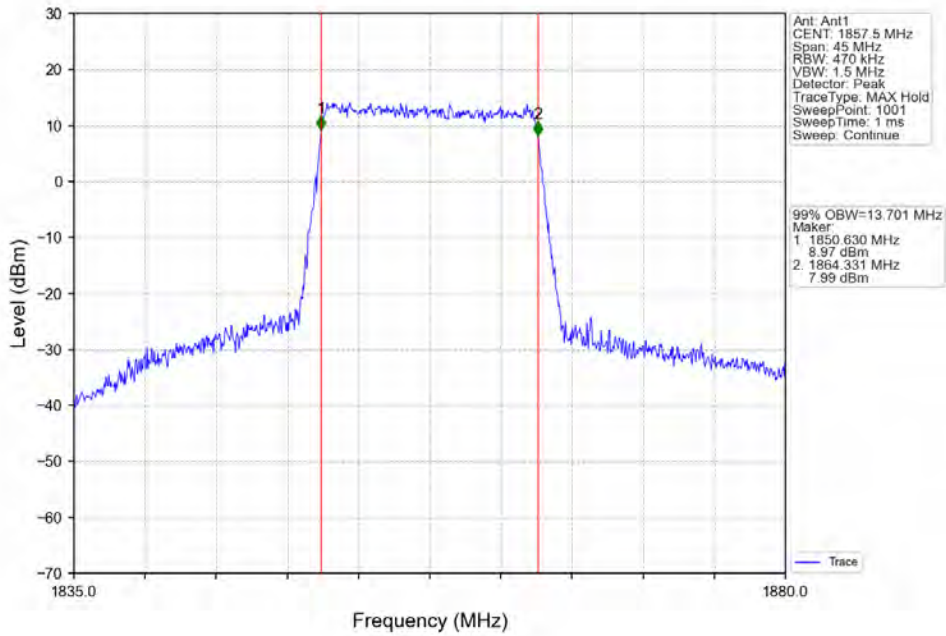
Band25_15MHz_QPSK_MCH_1882.5MHz_RB_75_0_NTNV



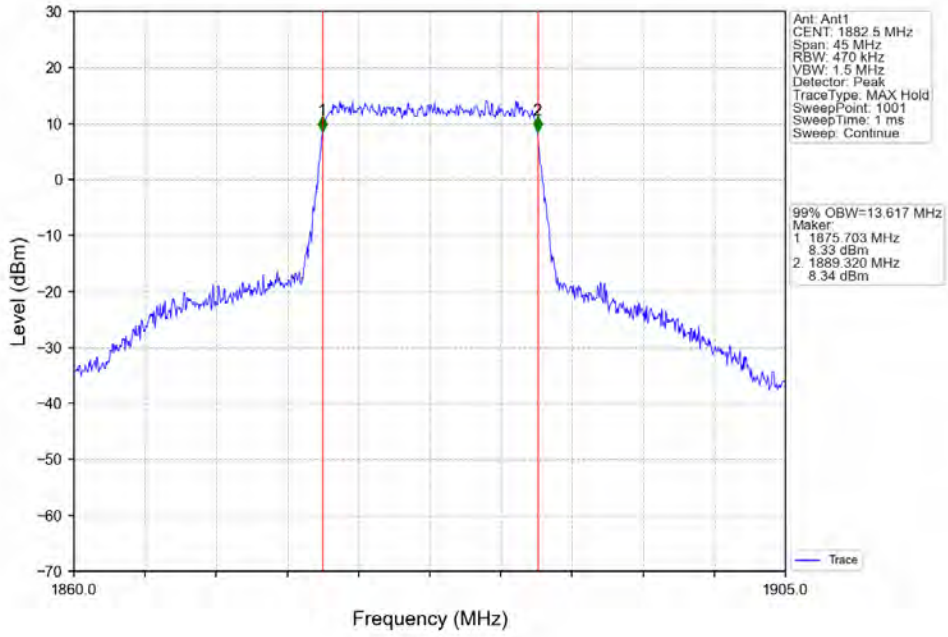
Band25_15MHz_QPSK_HCH_1907.5MHz_RB_75_0_NTNV



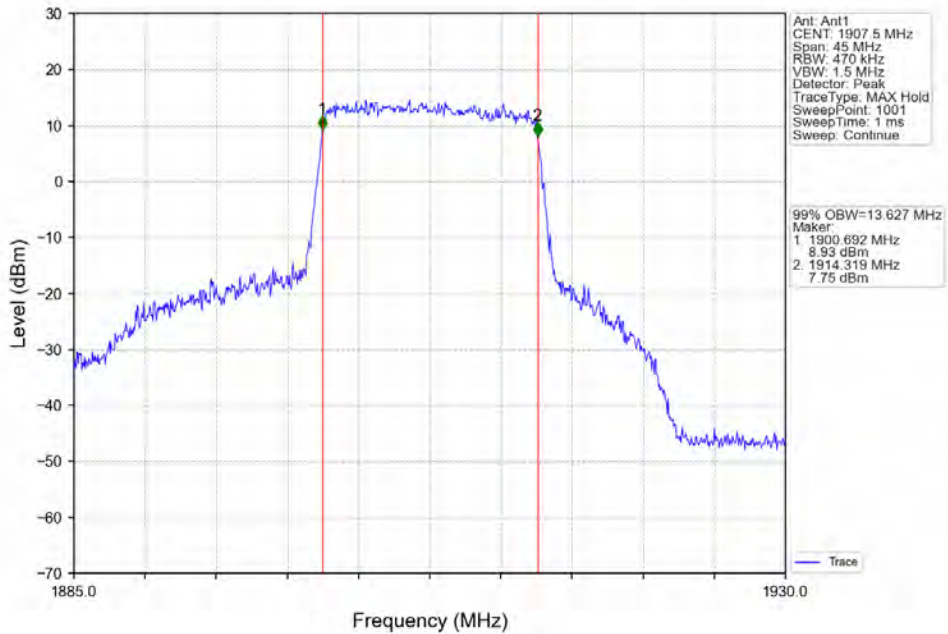
Band25_15MHz_16QAM_LCH_1857.5MHz_RB_75_0_NTNV



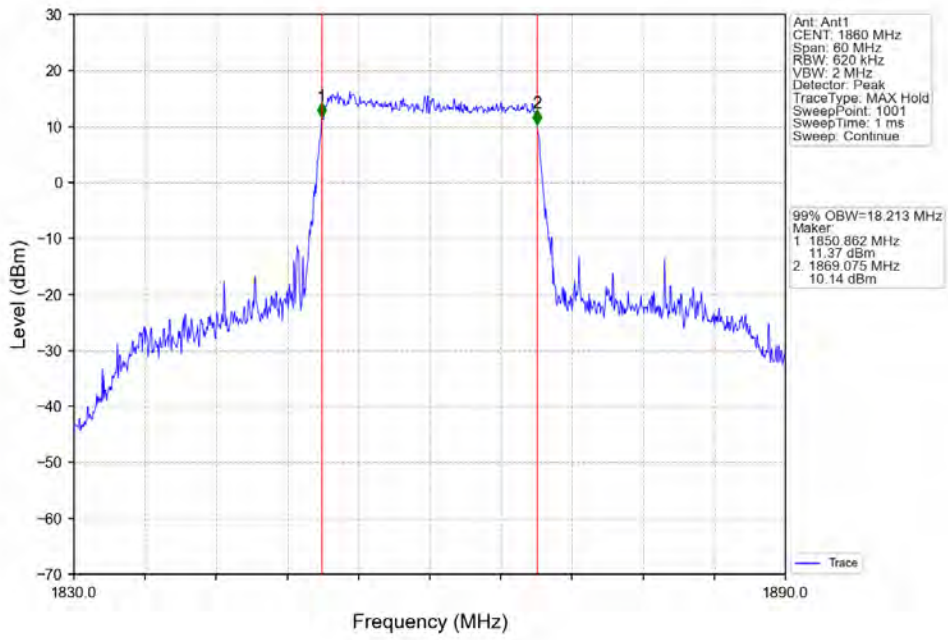
Band25_15MHz_16QAM_MCH_1882.5MHz_RB_75_0_NTNV



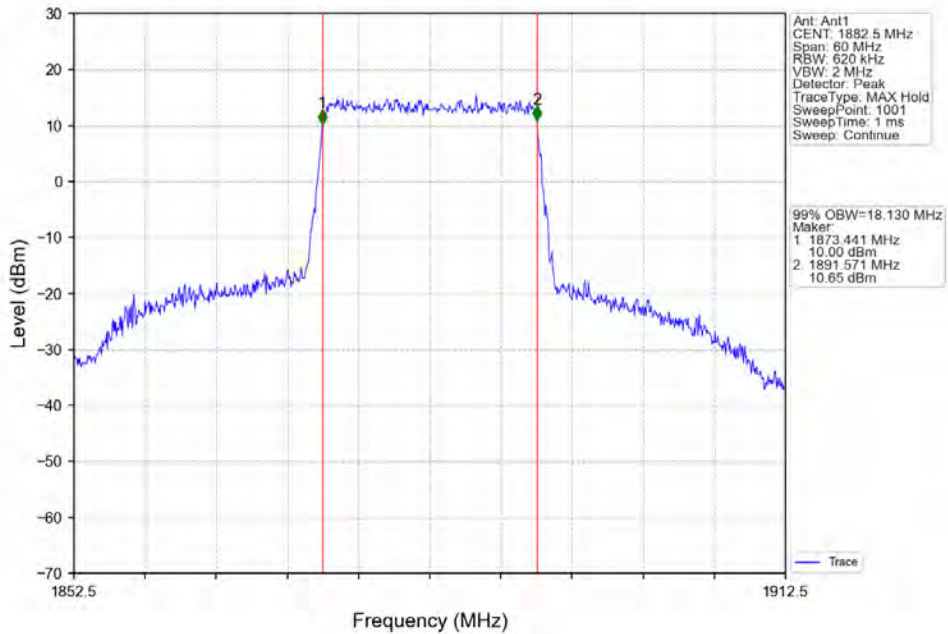
Band25_15MHz_16QAM_HCH_1907.5MHz_RB_75_0_NTNV



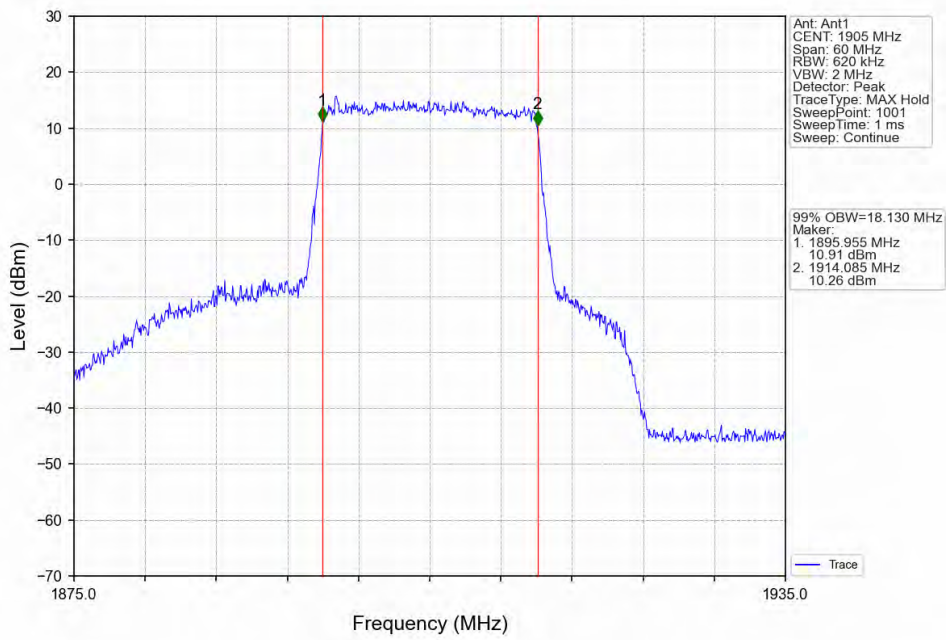
Band25_20MHz_QPSK_LCH_1860MHz_RB_100_0_NTNV



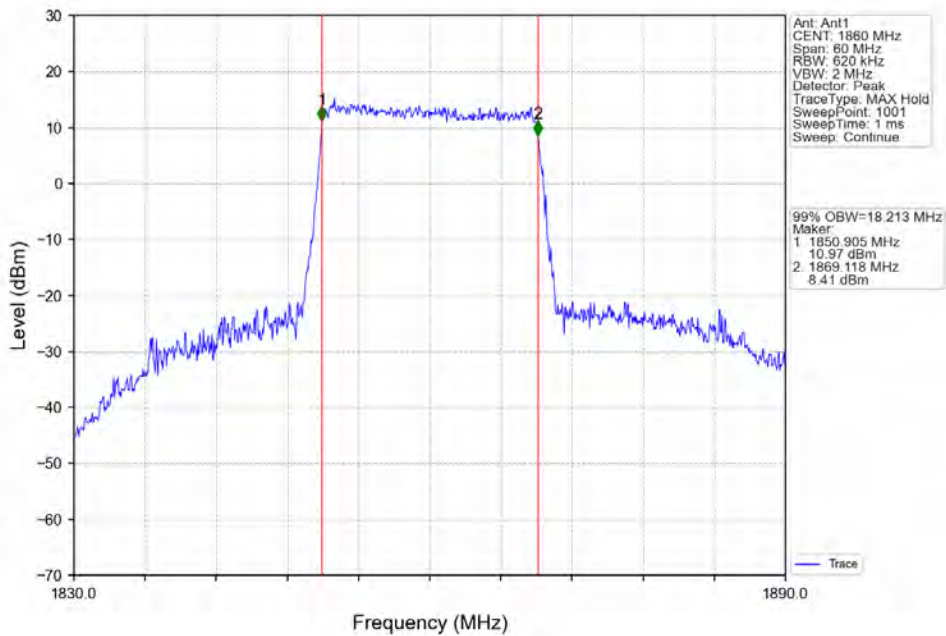
Band25_20MHz_QPSK_MCH_1882.5MHz_RB_100_0_NTNV



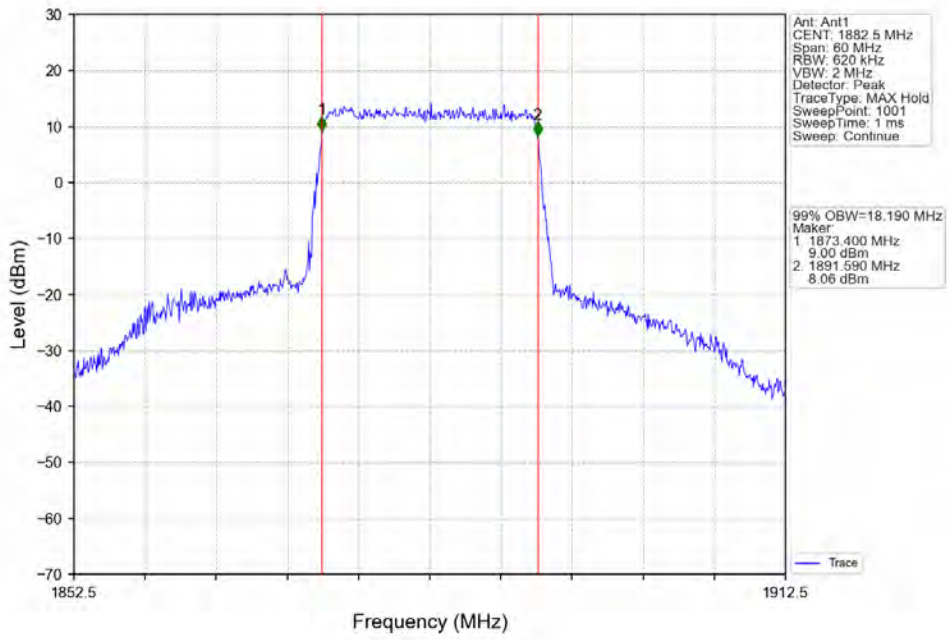
Band25_20MHz_QPSK_HCH_1905MHz_RB_100_0_NTNV



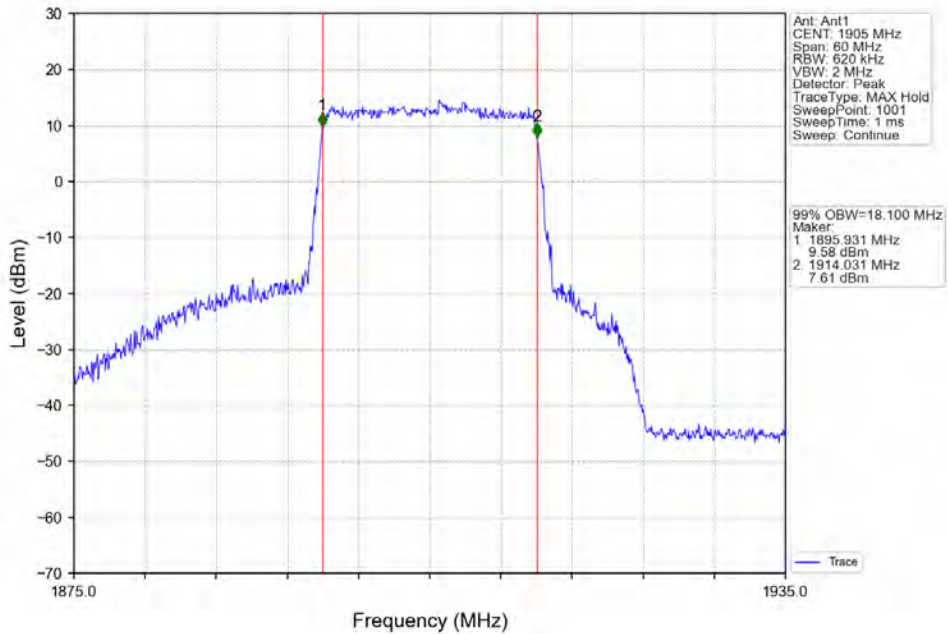
Band25_20MHz_16QAM_LCH_1860MHz_RB_100_0_NTNV



Band25_20MHz_16QAM_MCH_1882.5MHz_RB_100_0_NTNV



Band25_20MHz_16QAM_HCH_1905MHz_RB_100_0_NTNV

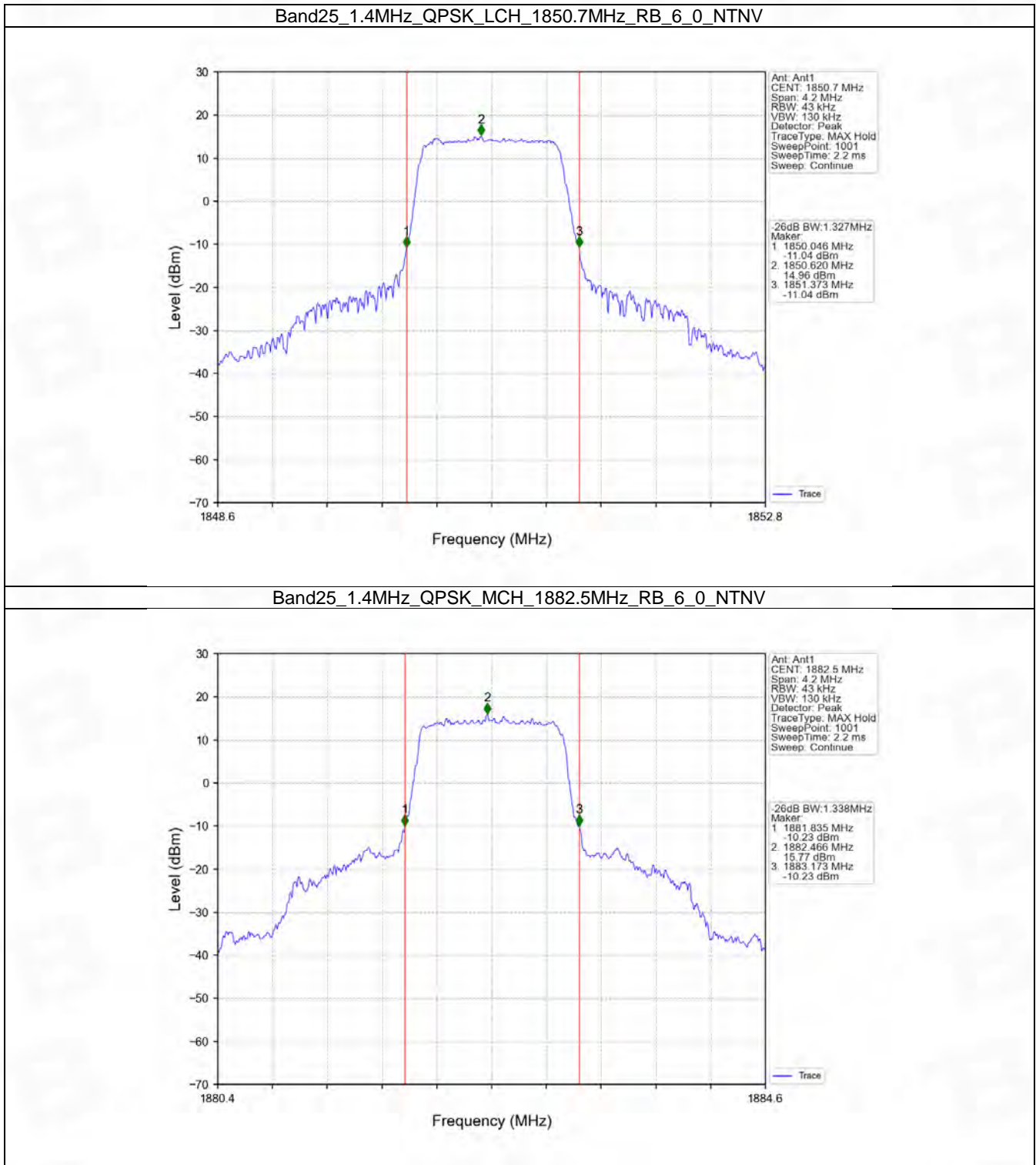


4.2 Band25_XDB

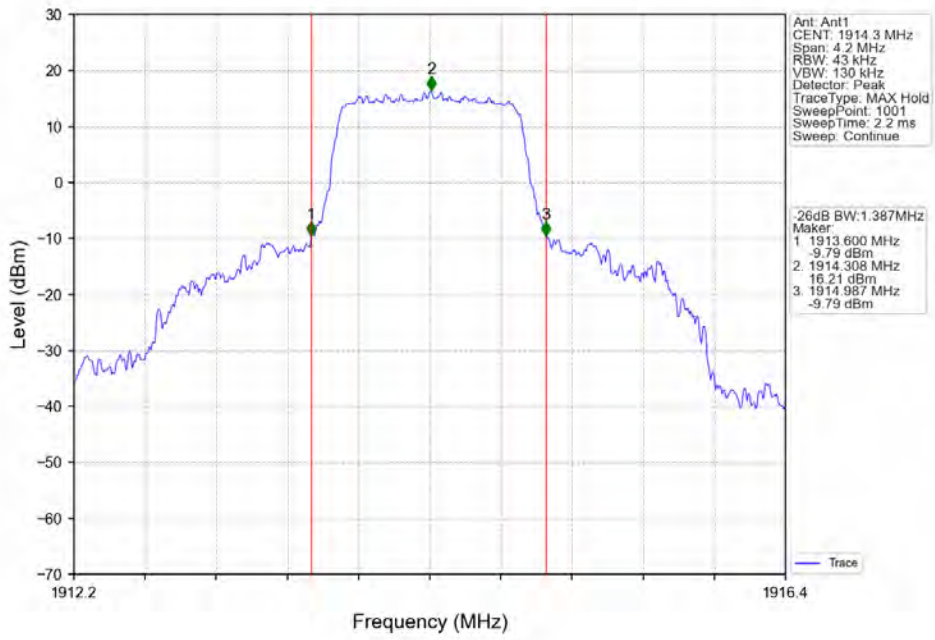
4.2.1 Test Result

Band: 25 / NTNV							
Bandwidth (MHz)	Modulation	Frequency (MHz)	RB Allocation		26dB Bandwidth (MHz)		Verdict
			Size	Offset	Result	Limit	
1.4	QPSK	1850.7	6	0	1.327	/	Pass
		1882.5	6	0	1.338	/	Pass
		1914.3	6	0	1.387	/	Pass
	16QAM	1850.7	6	0	1.317	/	Pass
		1882.5	6	0	1.334	/	Pass
		1914.3	6	0	1.331	/	Pass
3	QPSK	1851.5	15	0	2.991	/	Pass
		1882.5	15	0	2.997	/	Pass
		1913.5	15	0	3.016	/	Pass
	16QAM	1851.5	15	0	3.005	/	Pass
		1882.5	15	0	2.987	/	Pass
		1913.5	15	0	2.999	/	Pass
5	QPSK	1852.5	25	0	5.288	/	Pass
		1882.5	25	0	5.313	/	Pass
		1912.5	25	0	5.242	/	Pass
	16QAM	1852.5	25	0	5.292	/	Pass
		1882.5	25	0	5.305	/	Pass
		1912.5	25	0	5.344	/	Pass
10	QPSK	1855	50	0	11.032	/	Pass
		1882.5	50	0	10.203	/	Pass
		1910	50	0	10.419	/	Pass
	16QAM	1855	50	0	10.377	/	Pass
		1882.5	50	0	10.224	/	Pass
		1910	50	0	10.187	/	Pass
15	QPSK	1857.5	75	0	16.911	/	Pass
		1882.5	75	0	15.336	/	Pass
		1907.5	75	0	15.396	/	Pass
	16QAM	1857.5	75	0	15.388	/	Pass
		1882.5	75	0	15.357	/	Pass
		1907.5	75	0	15.331	/	Pass
20	QPSK	1860	100	0	20.180	/	Pass
		1882.5	100	0	20.145	/	Pass
		1905	100	0	19.996	/	Pass
	16QAM	1860	100	0	20.064	/	Pass
		1882.5	100	0	20.307	/	Pass
		1905	100	0	20.112	/	Pass

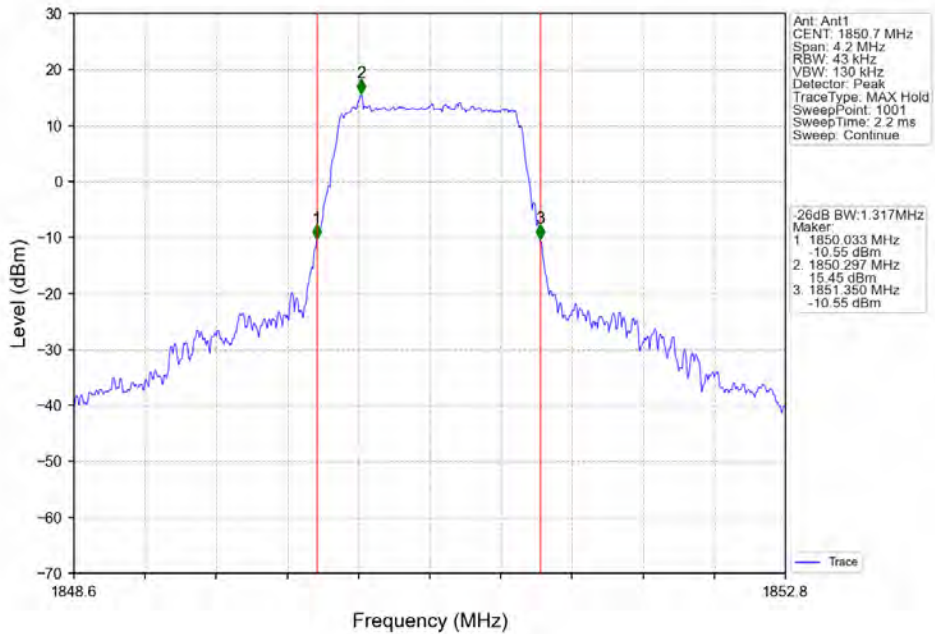
4.2.2 Test Graph



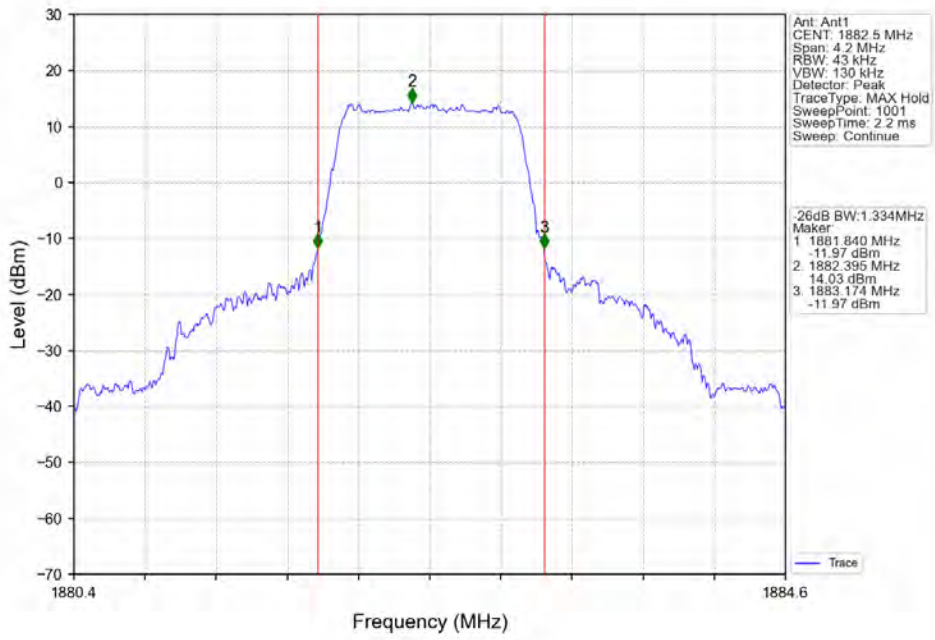
Band25_1.4MHz_QPSK_HCH_1914.3MHz_RB_6_0_NTNV



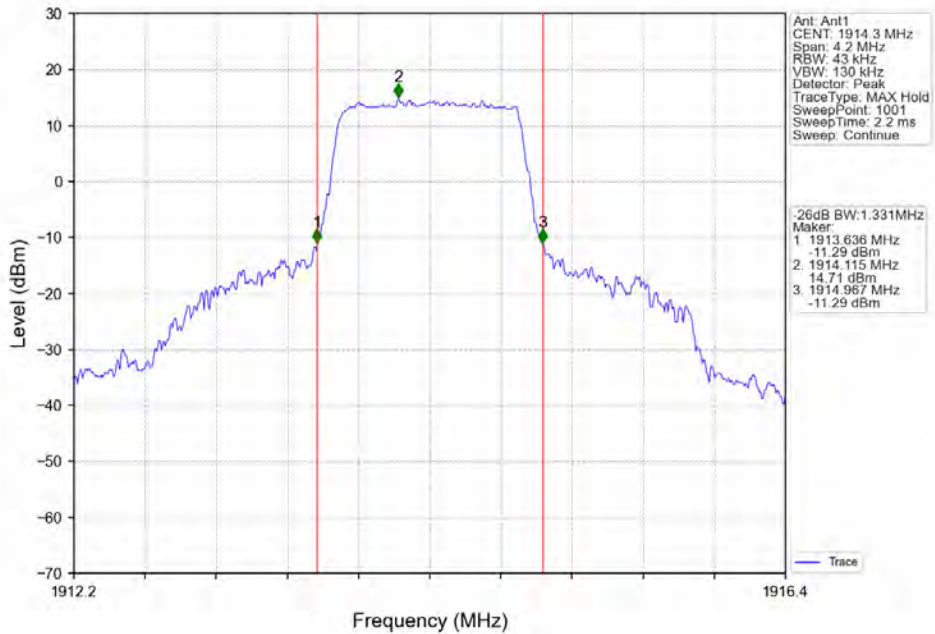
Band25_1.4MHz_16QAM_LCH_1850.7MHz_RB_6_0_NTNV



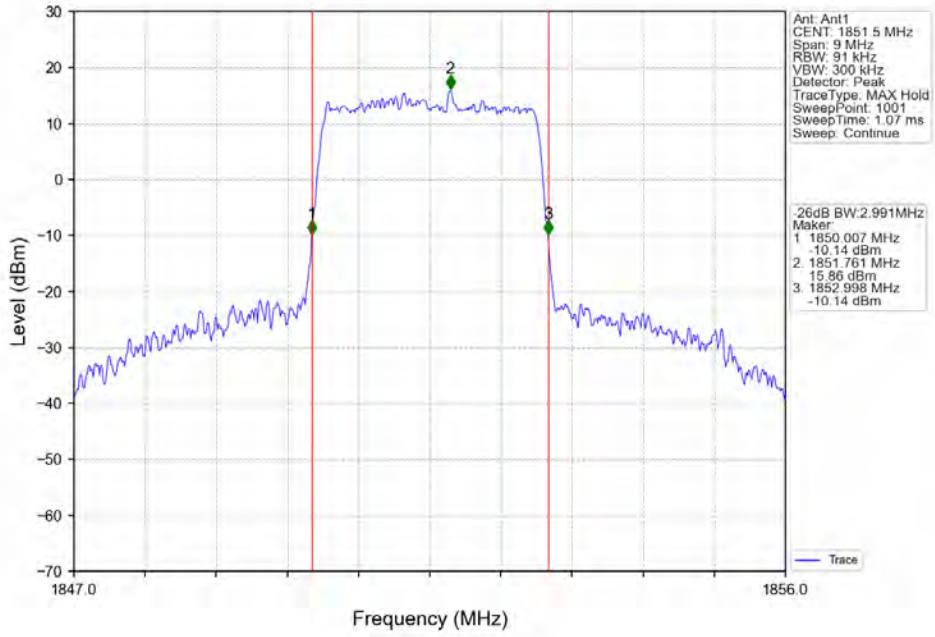
Band25_1.4MHz_16QAM_MCH_1882.5MHz_RB_6_0_NTNV



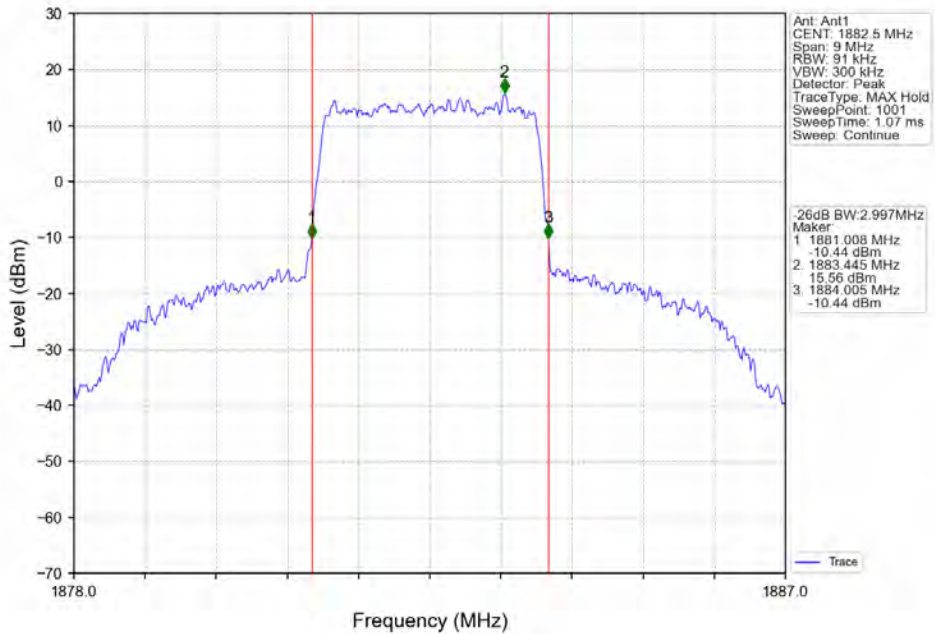
Band25_1.4MHz_16QAM_HCH_1914.3MHz_RB_6_0_NTNV



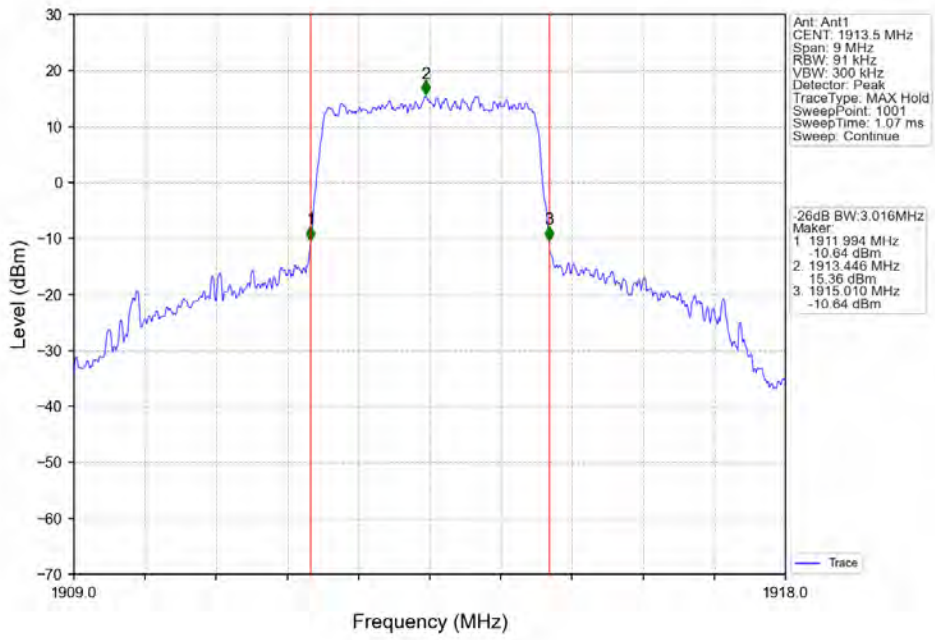
Band25_3MHz_QPSK_LCH_1851.5MHz_RB_15_0_NTNV



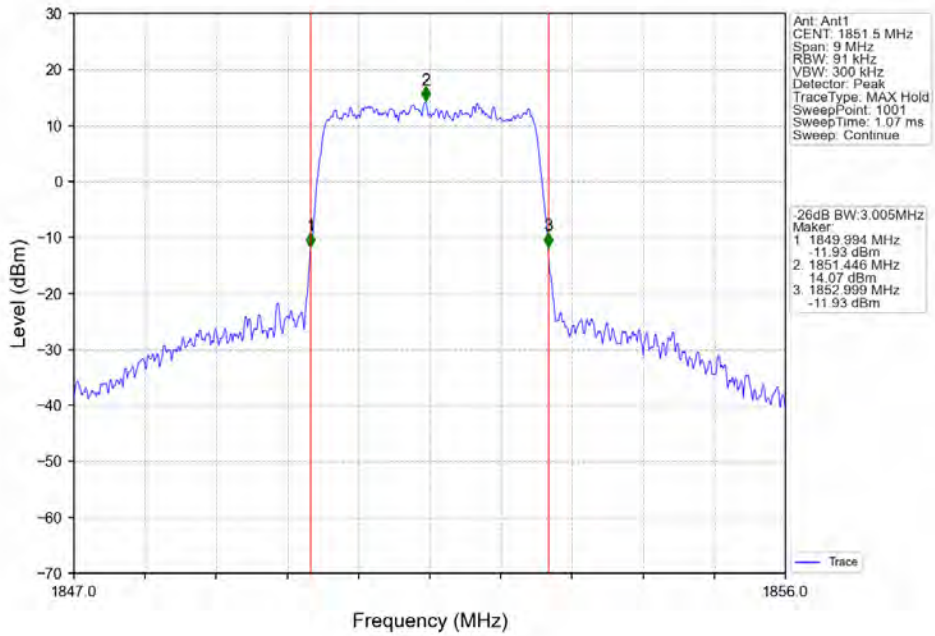
Band25_3MHz_QPSK_MCH_1882.5MHz_RB_15_0_NTNV



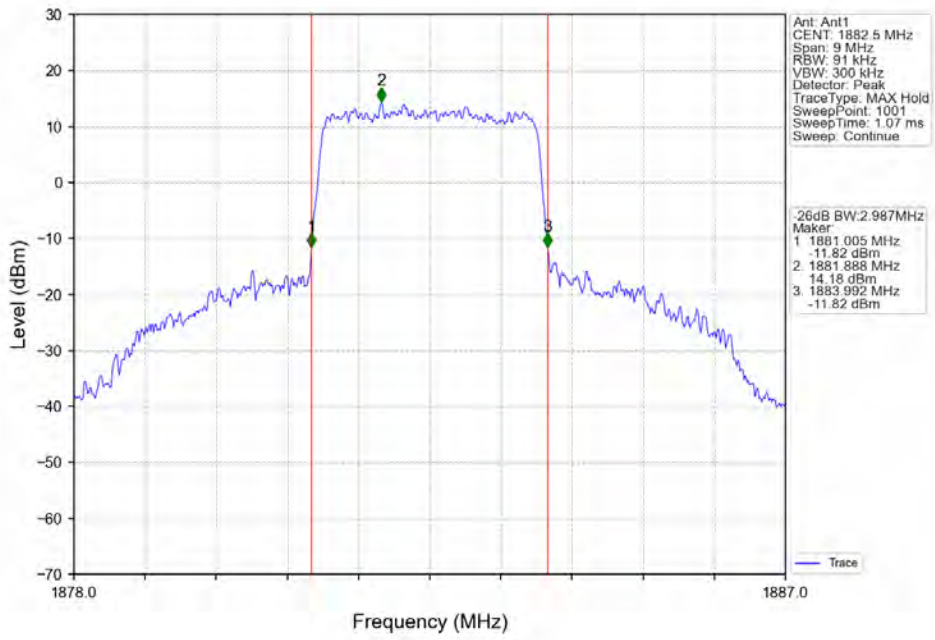
Band25_3MHz_QPSK_HCH_1913.5MHz_RB_15_0_NTNV



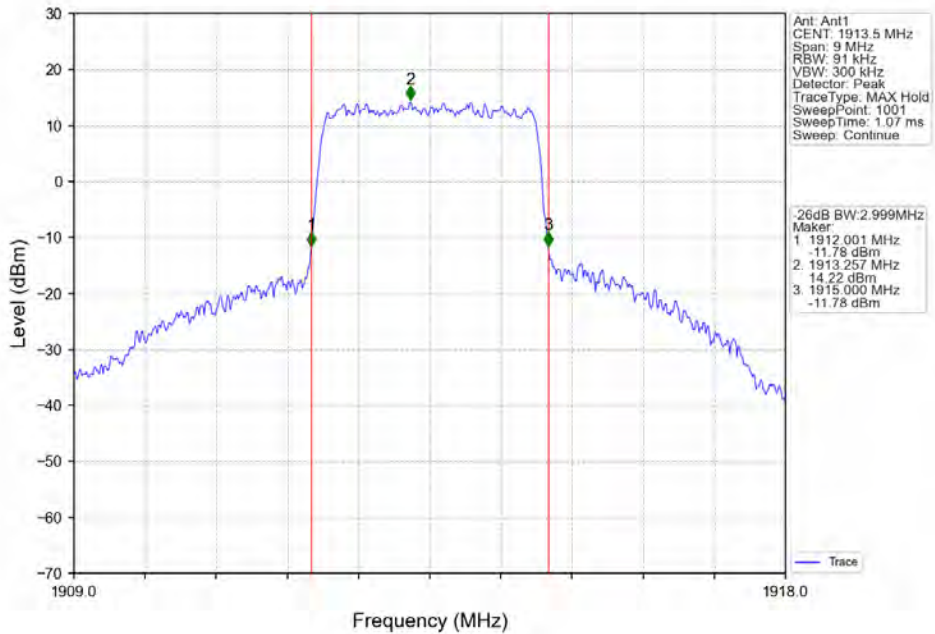
Band25_3MHz_16QAM_LCH_1851.5MHz_RB_15_0_NTNV



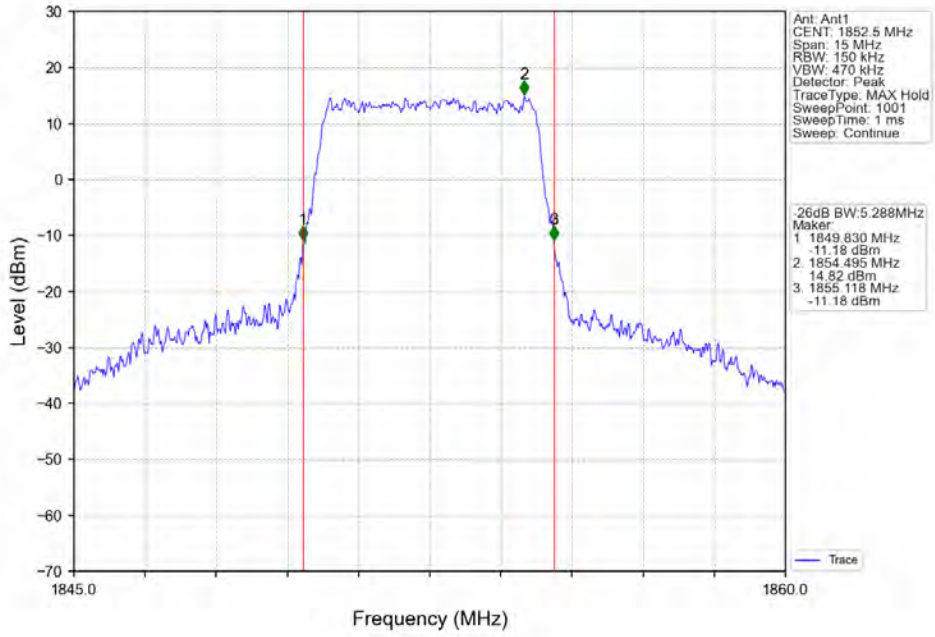
Band25_3MHz_16QAM_MCH_1882.5MHz_RB_15_0_NTNV



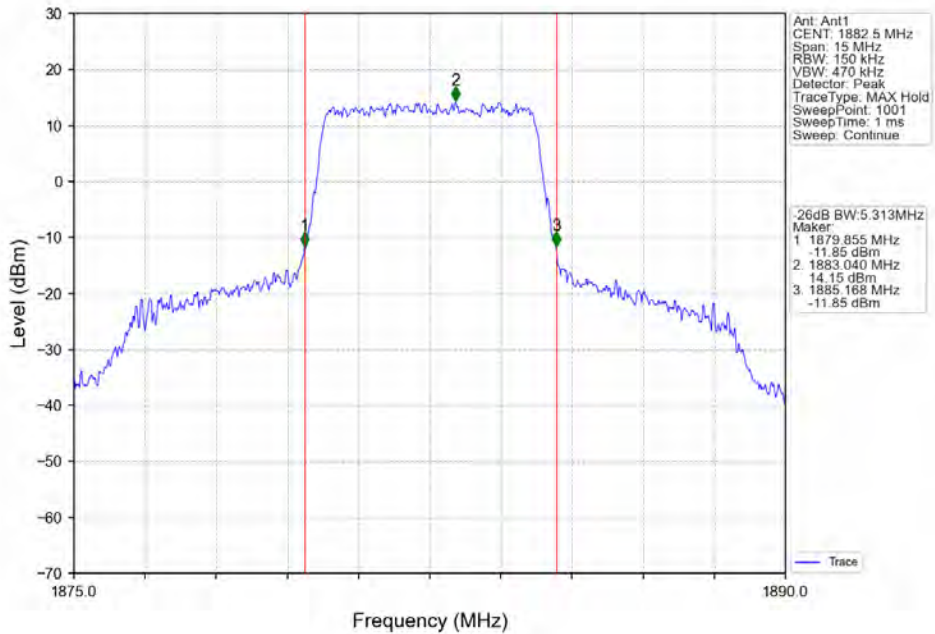
Band25_3MHz_16QAM_HCH_1913.5MHz_RB_15_0_NTNV



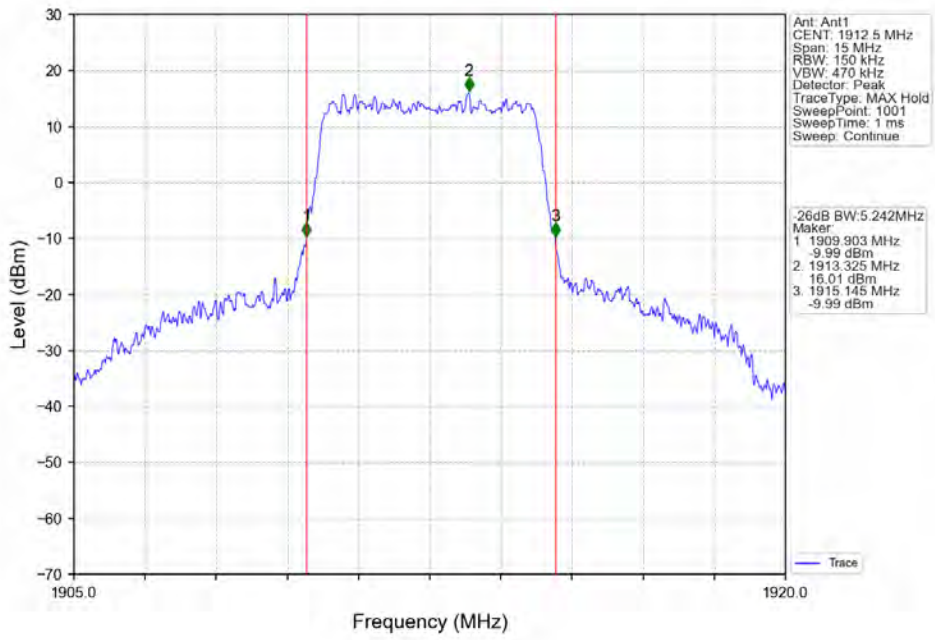
Band25_5MHz_QPSK_LCH_1852.5MHz_RB_25_0_NTNV



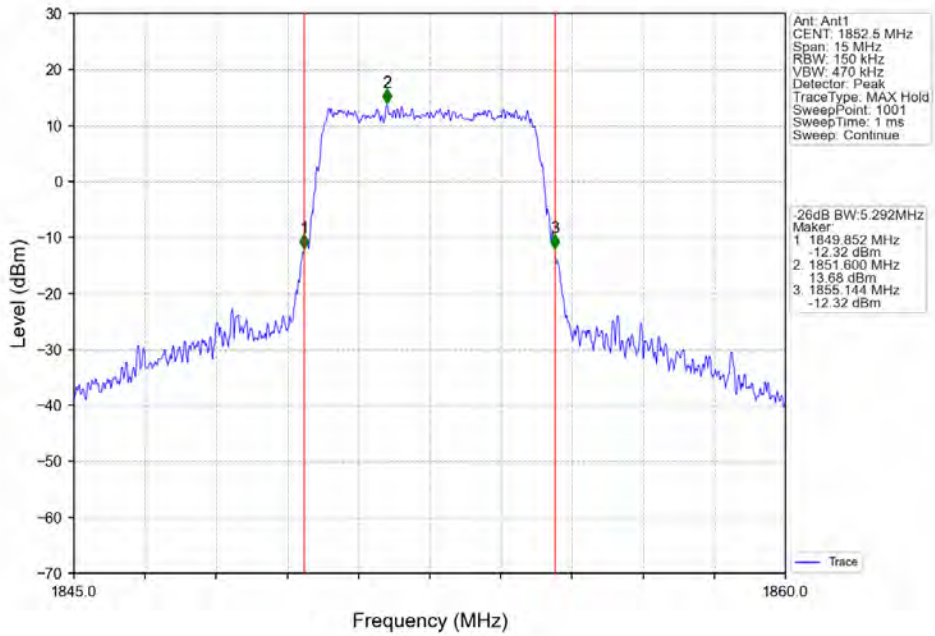
Band25_5MHz_QPSK_MCH_1882.5MHz_RB_25_0_NTNV



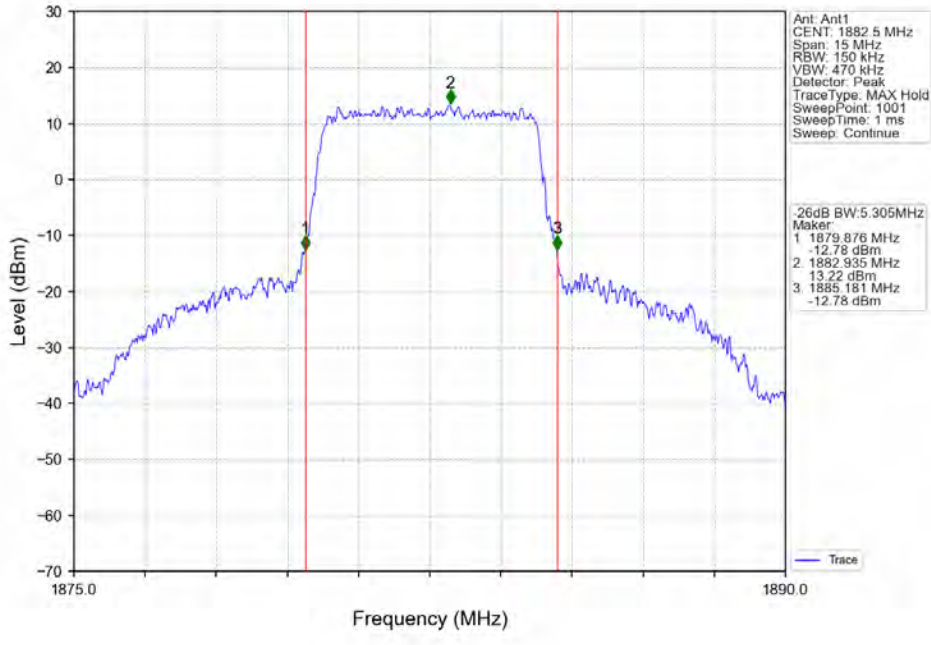
Band25_5MHz_QPSK_HCH_1912.5MHz_RB_25_0_NTNV



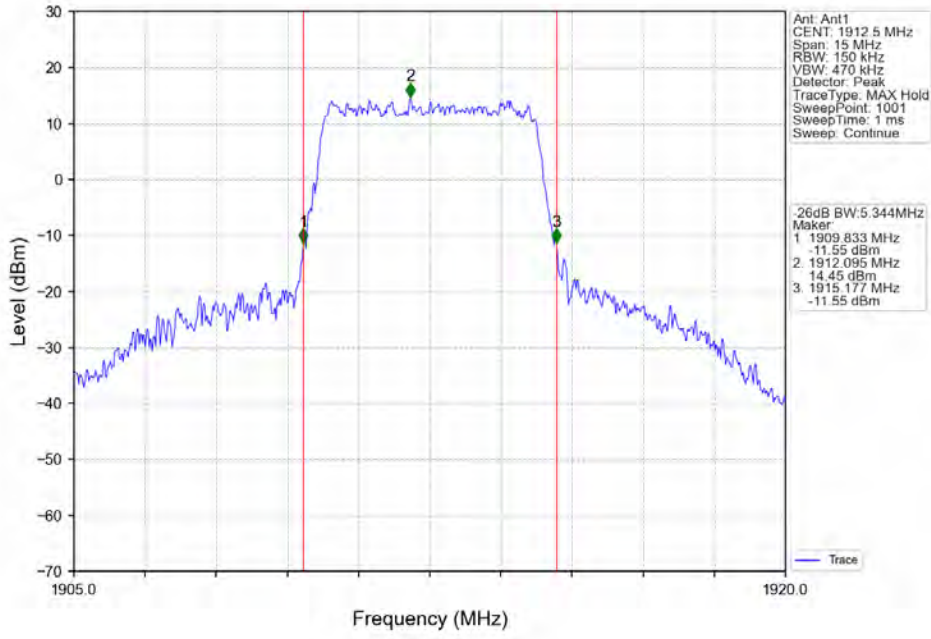
Band25_5MHz_16QAM_LCH_1852.5MHz_RB_25_0_NTNV



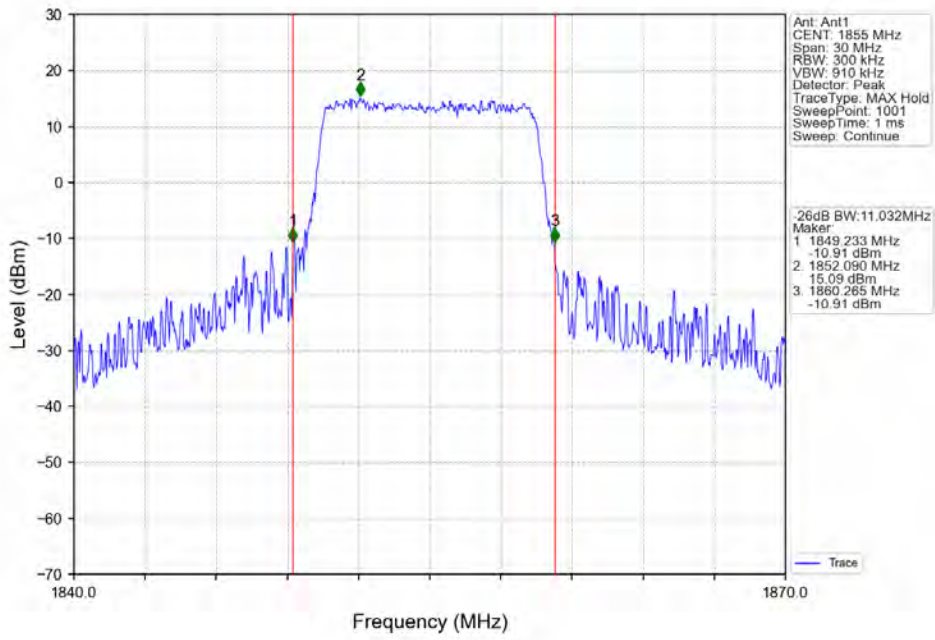
Band25_5MHz_16QAM_MCH_1882.5MHz_RB_25_0_NTNV



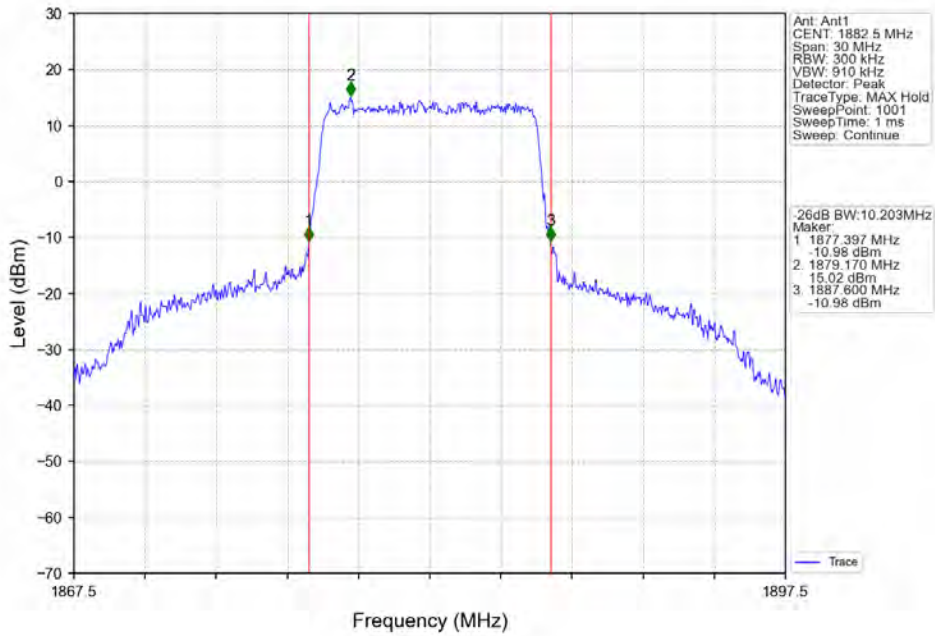
Band25_5MHz_16QAM_HCH_1912.5MHz_RB_25_0_NTNV



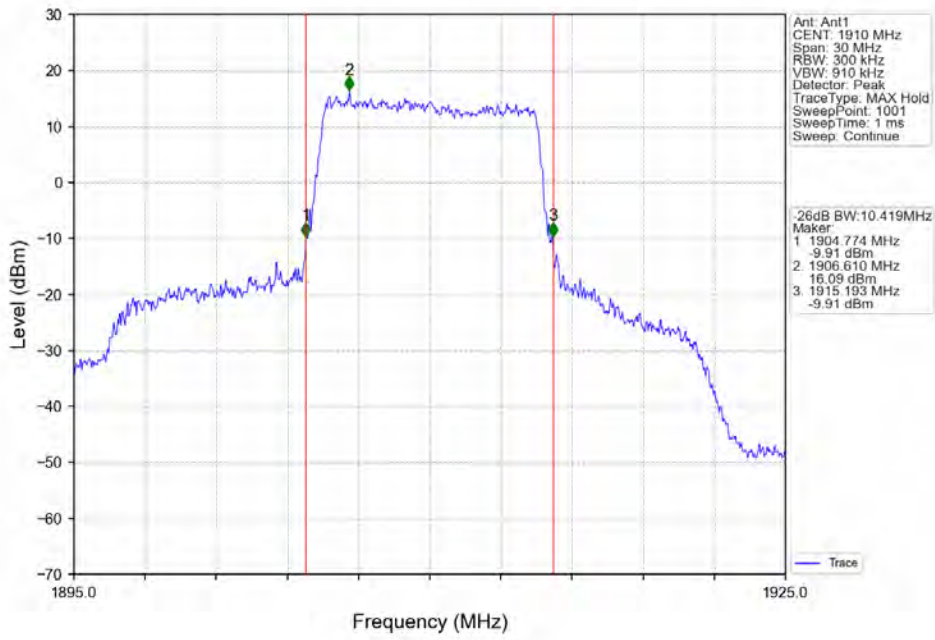
Band25_10MHz_QPSK_LCH_1855MHz_RB_50_0_NTNV



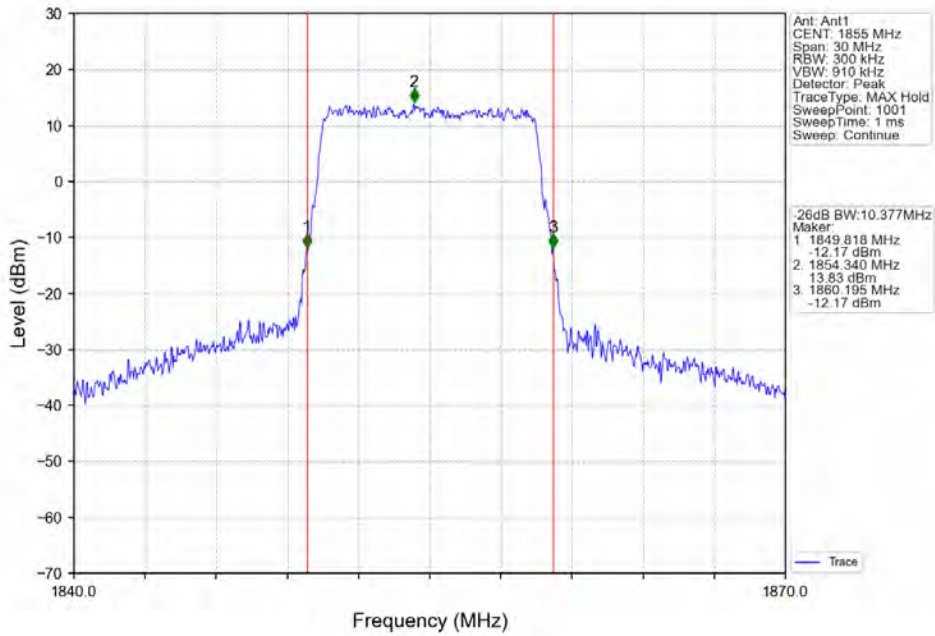
Band25_10MHz_QPSK_MCH_1882.5MHz_RB_50_0_NTNV



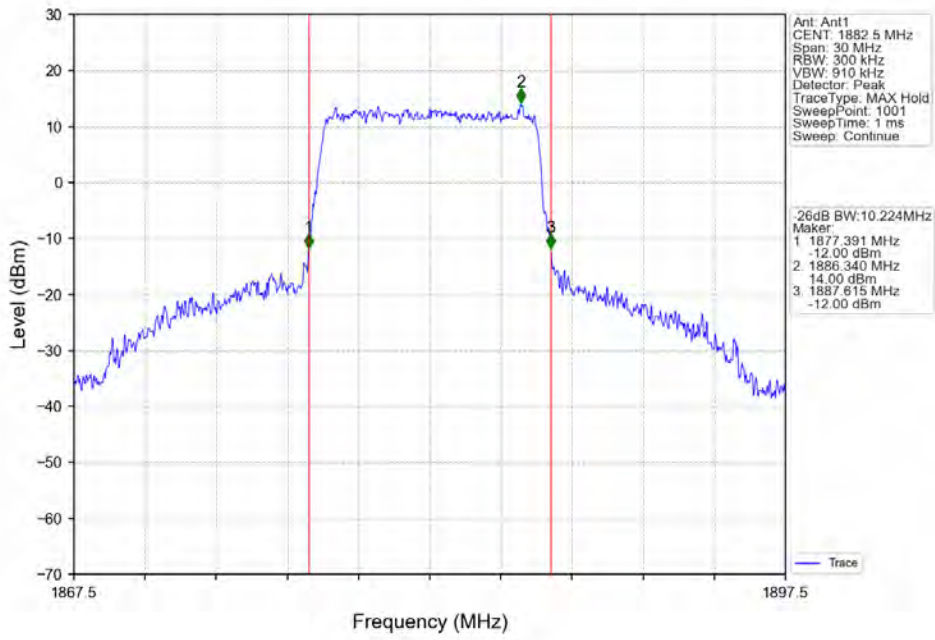
Band25_10MHz_QPSK_HCH_1910MHz_RB_50_0_NTNV



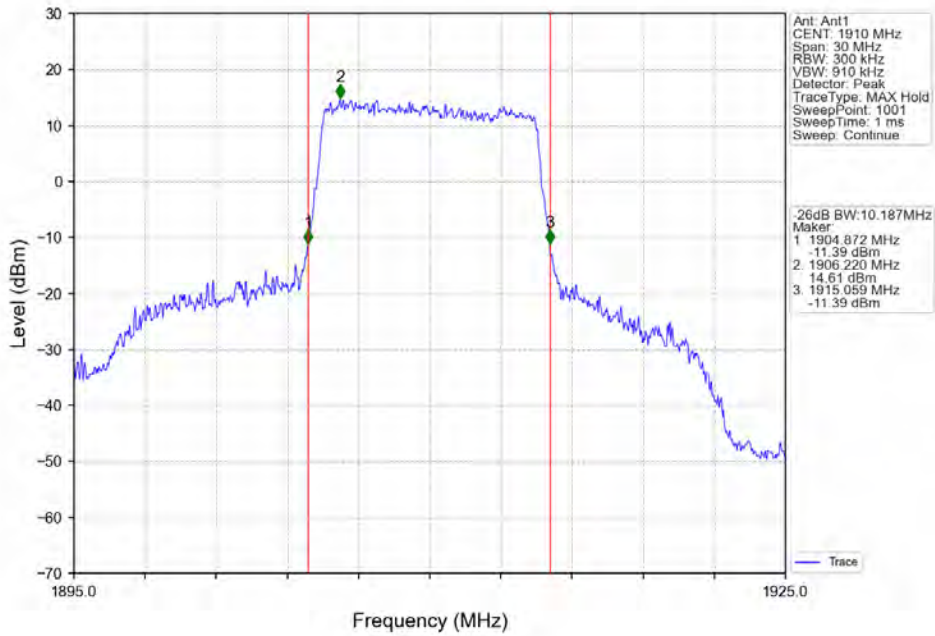
Band25_10MHz_16QAM_LCH_1855MHz_RB_50_0_NTNV



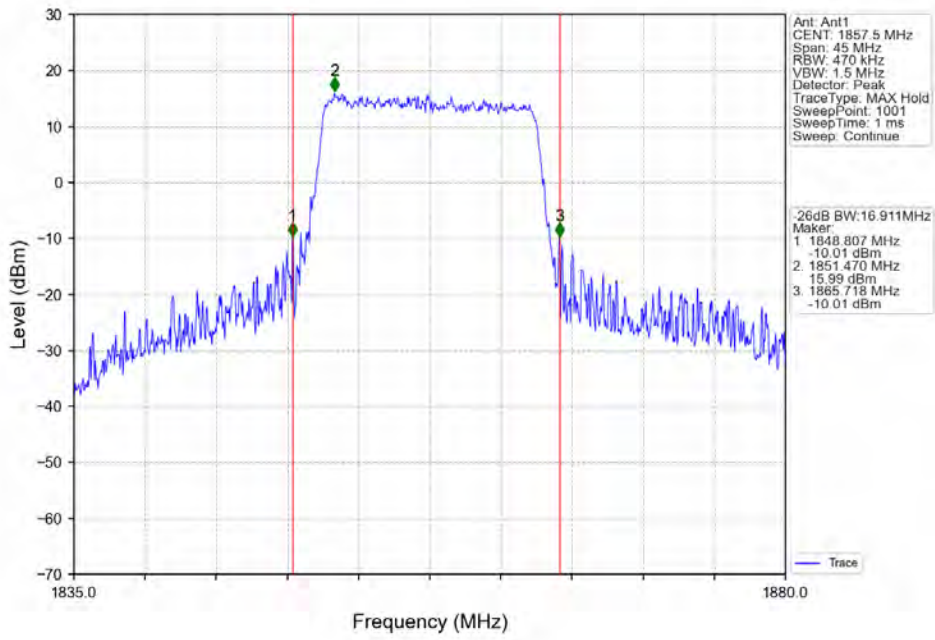
Band25_10MHz_16QAM_MCH_1882.5MHz_RB_50_0_NTNV



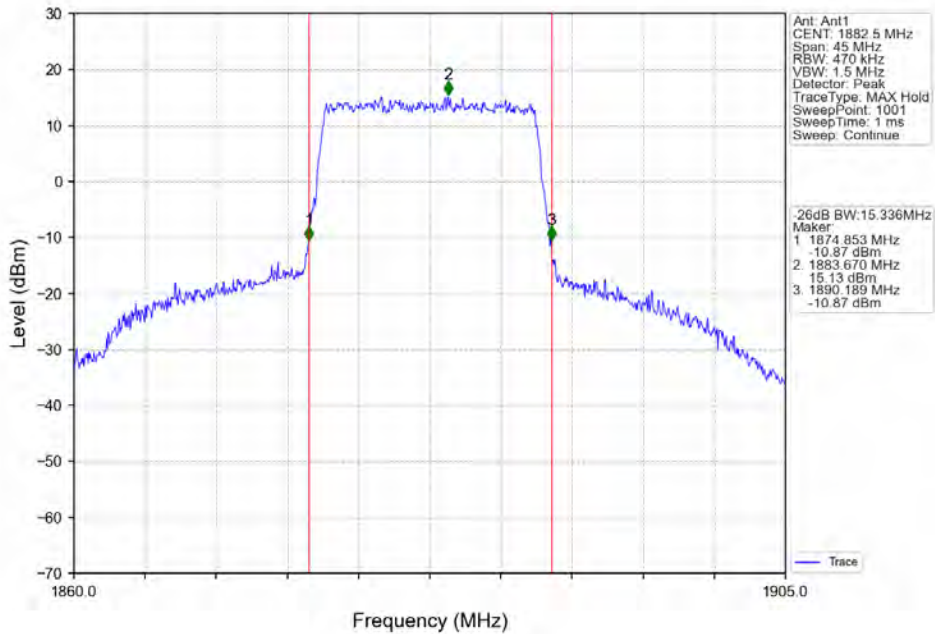
Band25_10MHz_16QAM_HCH_1910MHz_RB_50_0_NTNV



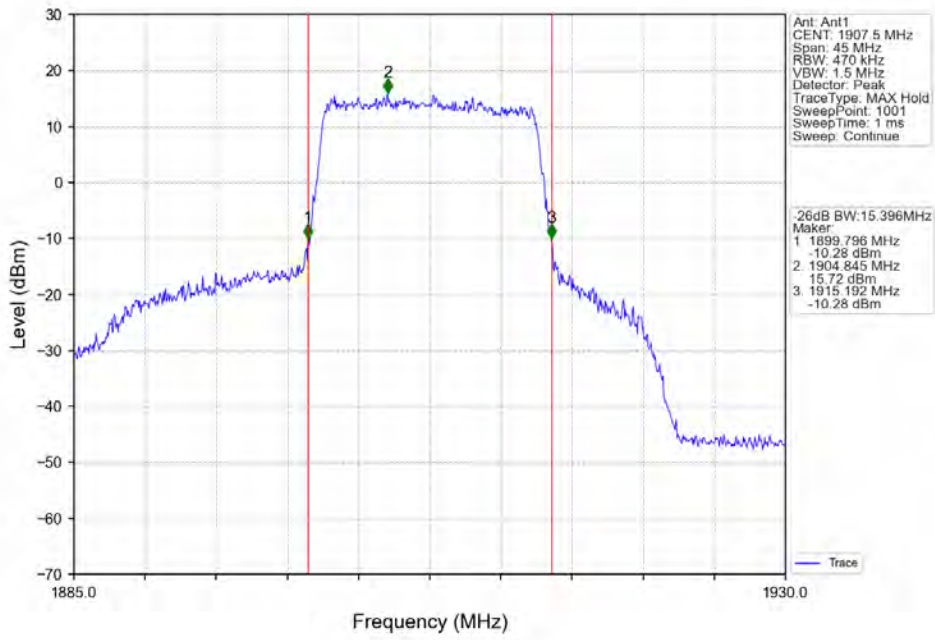
Band25_15MHz_QPSK_LCH_1857.5MHz_RB_75_0_NTNV



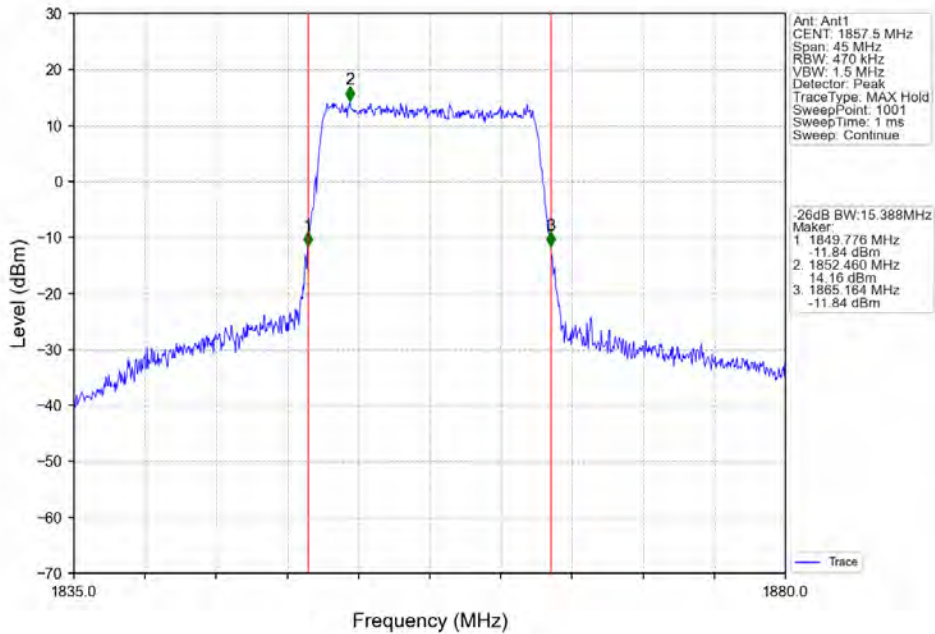
Band25_15MHz_QPSK_MCH_1882.5MHz_RB_75_0_NTNV



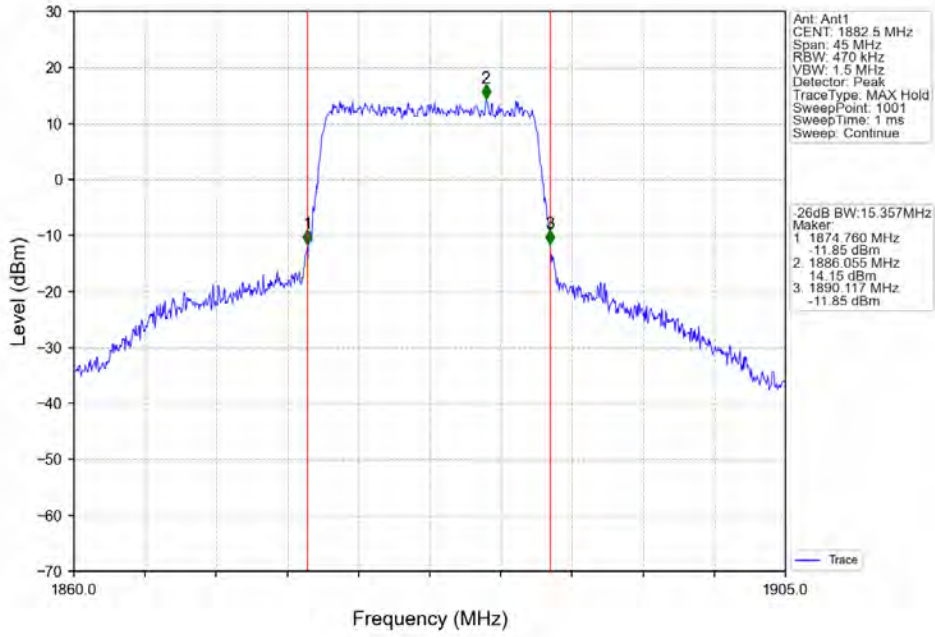
Band25_15MHz_QPSK_HCH_1907.5MHz_RB_75_0_NTNV



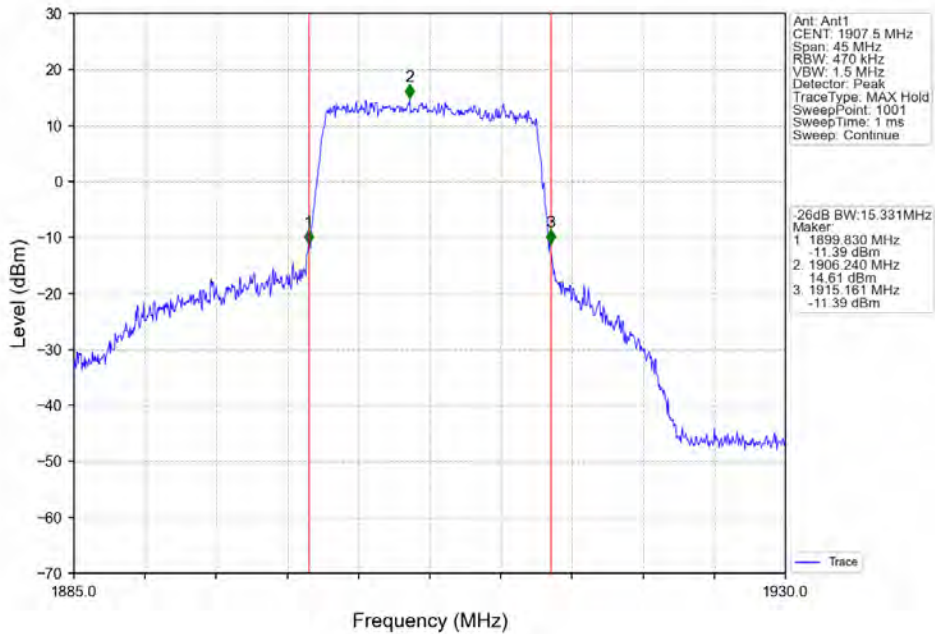
Band25_15MHz_16QAM_LCH_1857.5MHz_RB_75_0_NTNV



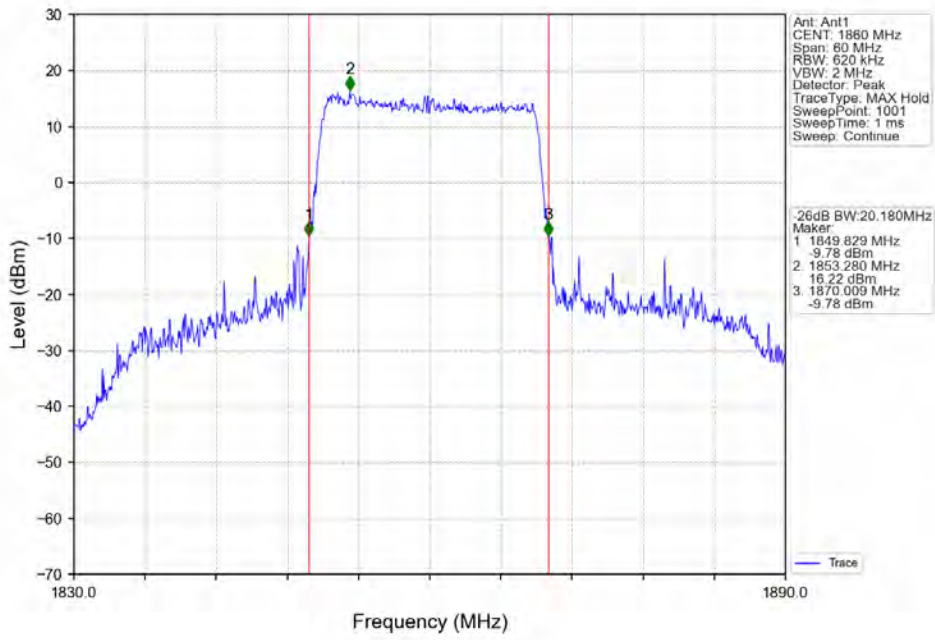
Band25_15MHz_16QAM_MCH_1882.5MHz_RB_75_0_NTNV



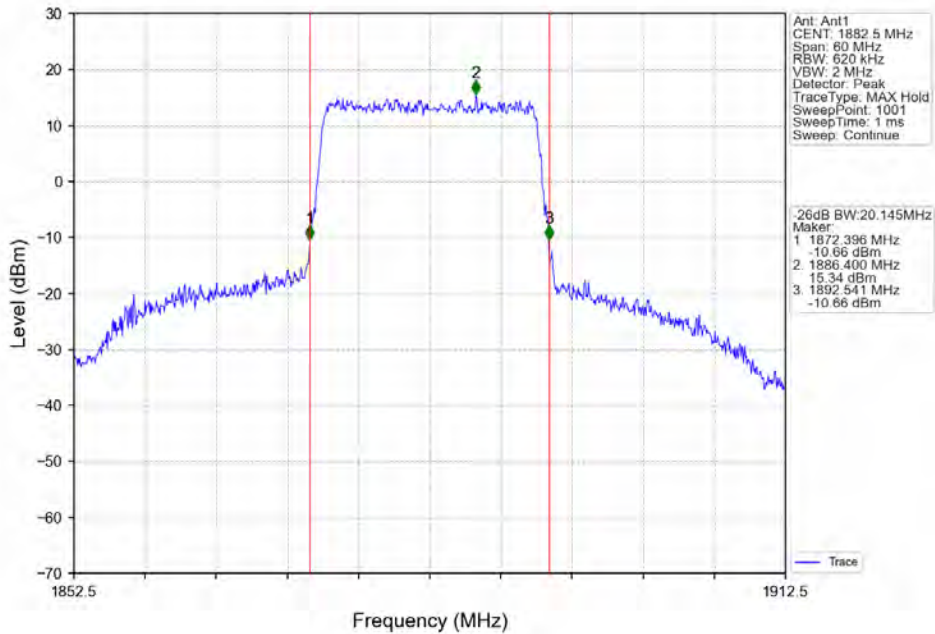
Band25_15MHz_16QAM_HCH_1907.5MHz_RB_75_0_NTNV



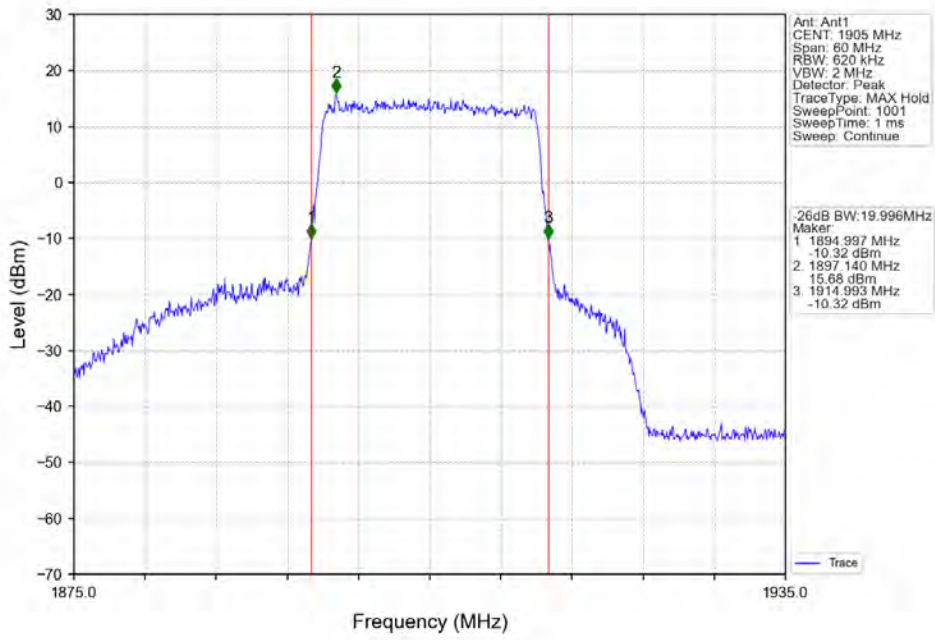
Band25_20MHz_QPSK_LCH_1860MHz_RB_100_0_NTNV



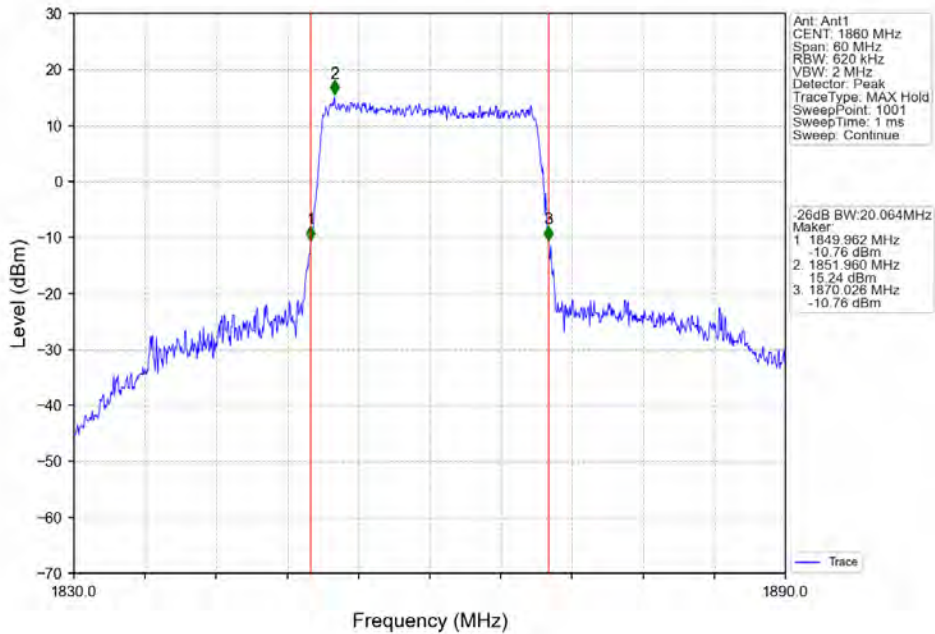
Band25_20MHz_QPSK_MCH_1882.5MHz_RB_100_0_NTNV



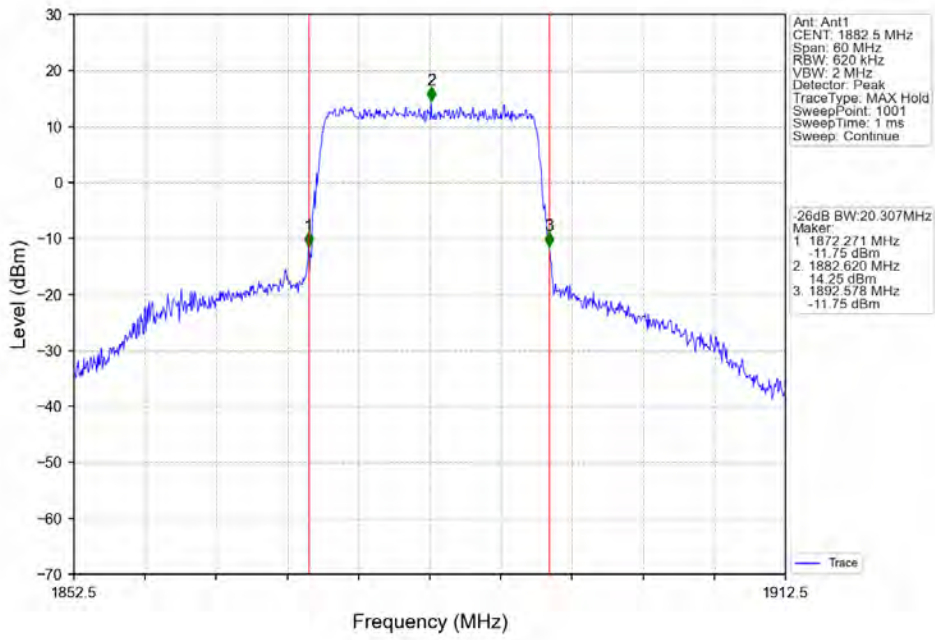
Band25_20MHz_QPSK_HCH_1905MHz_RB_100_0_NTNV



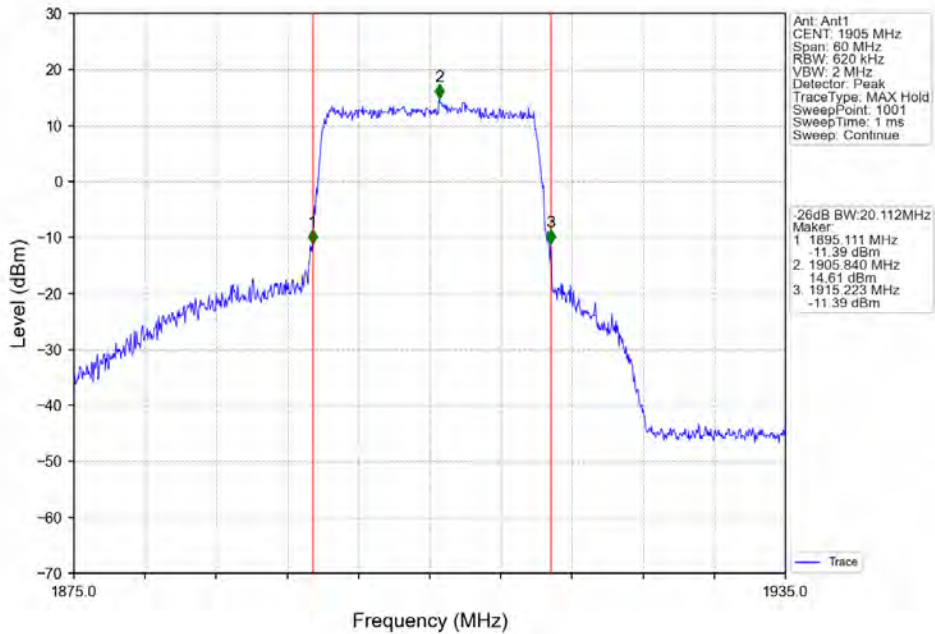
Band25_20MHz_16QAM_LCH_1860MHz_RB_100_0_NTNV



Band25_20MHz_16QAM_MCH_1882.5MHz_RB_100_0_NTNV



Band25_20MHz_16QAM_HCH_1905MHz_RB_100_0_NTNV



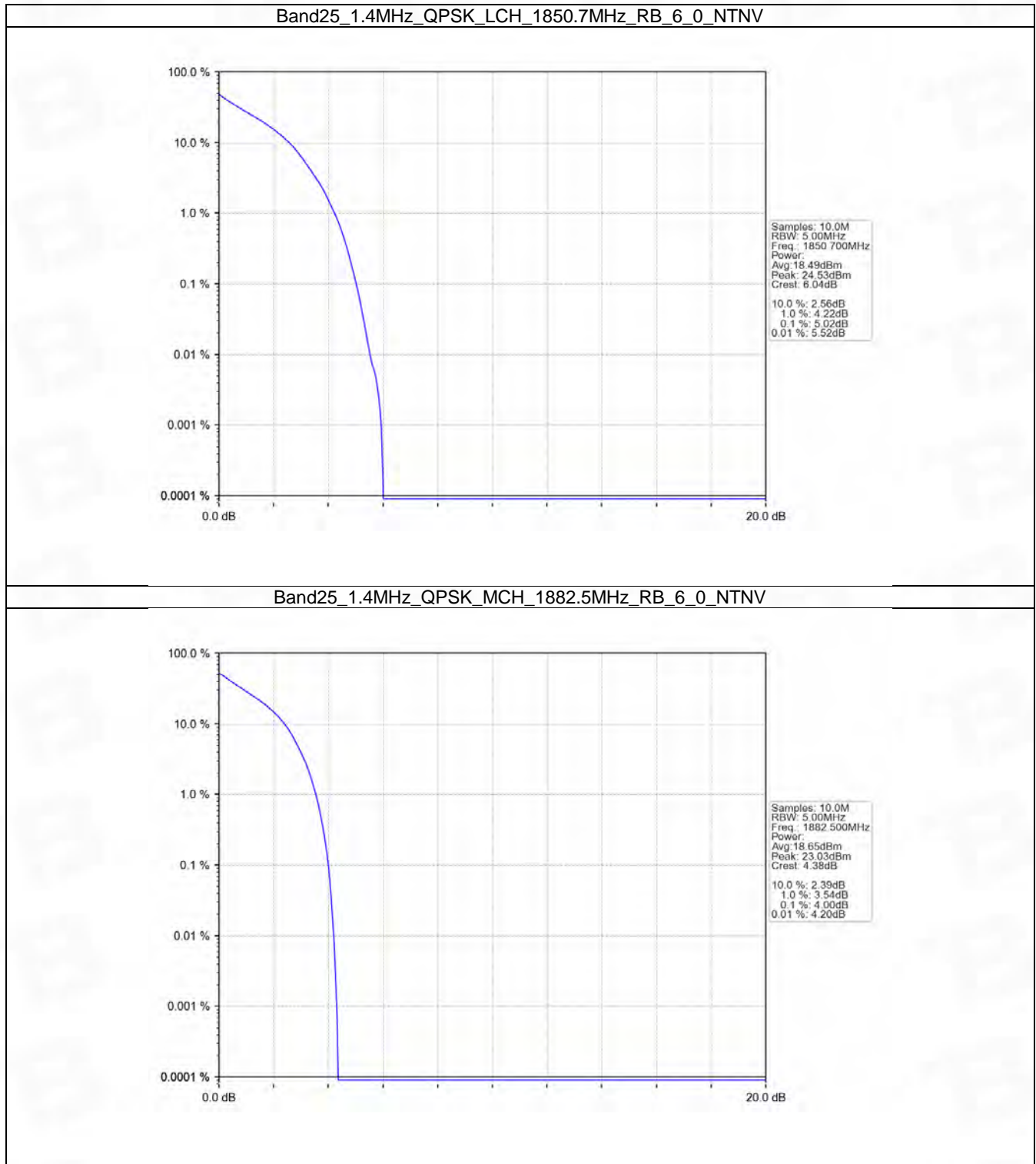
5. Peak-Average Ratio

5.1 B25_1.4MHz

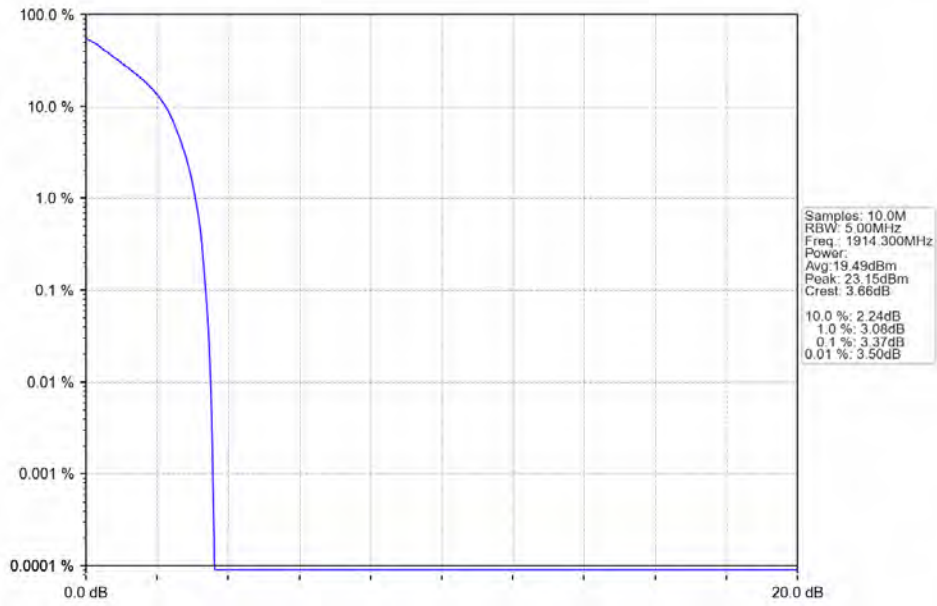
5.1.1 Test Result

Band: 25 / Bandwidth: 1.4MHz / NTN						
Modulation	Frequency (MHz)	RB Allocation		Peak-Average Ratio (dB)		Verdict
		Size	Offset	Result	Limit	
QPSK	1850.7	6	0	5.02	<=13	Pass
	1882.5	6	0	4.00	<=13	Pass
	1914.3	6	0	3.37	<=13	Pass
16QAM	1850.7	6	0	5.82	<=13	Pass
	1882.5	6	0	4.92	<=13	Pass
	1914.3	6	0	4.56	<=13	Pass

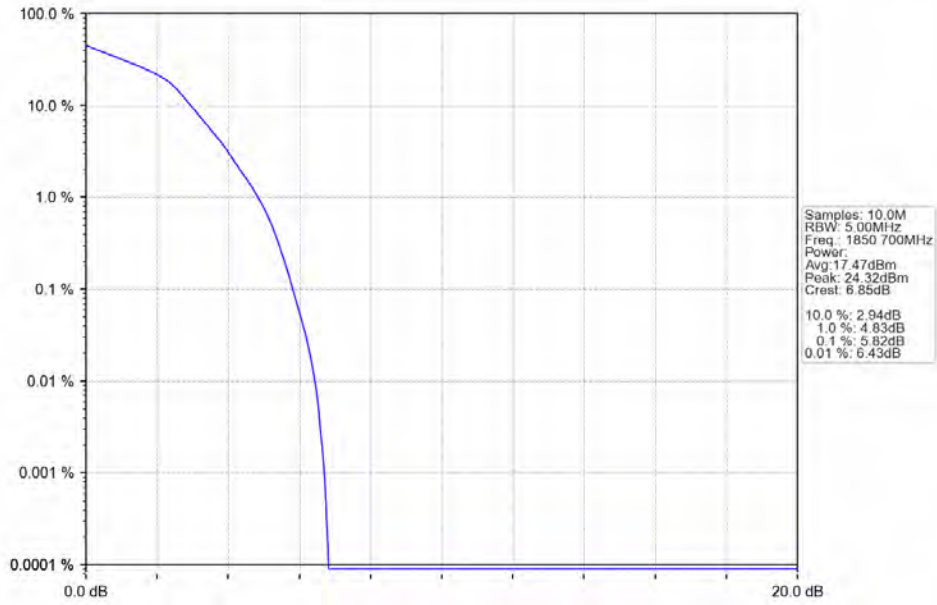
5.1.2 Test Graph



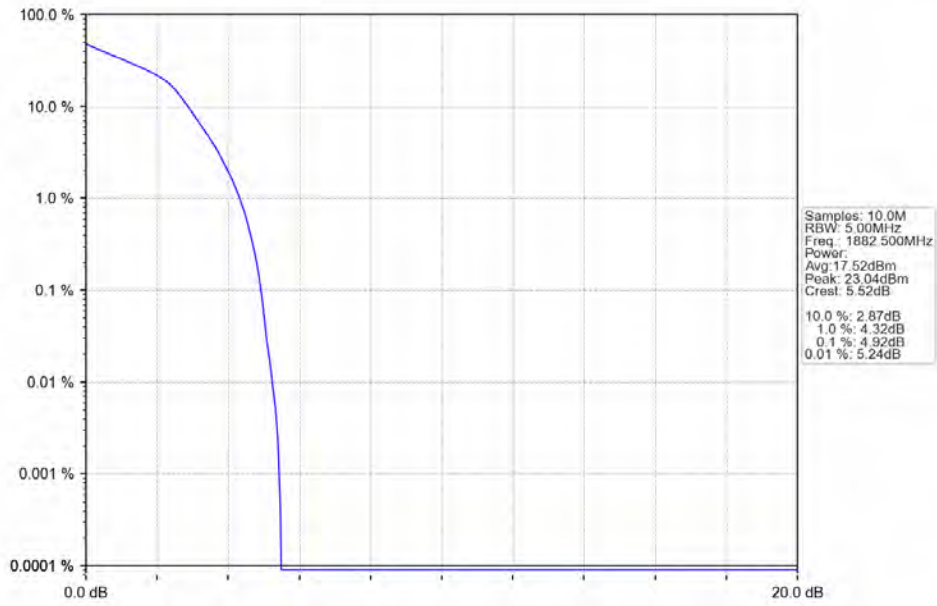
Band25_1.4MHz_QPSK_HCH_1914.3MHz_RB_6_0_NTNV



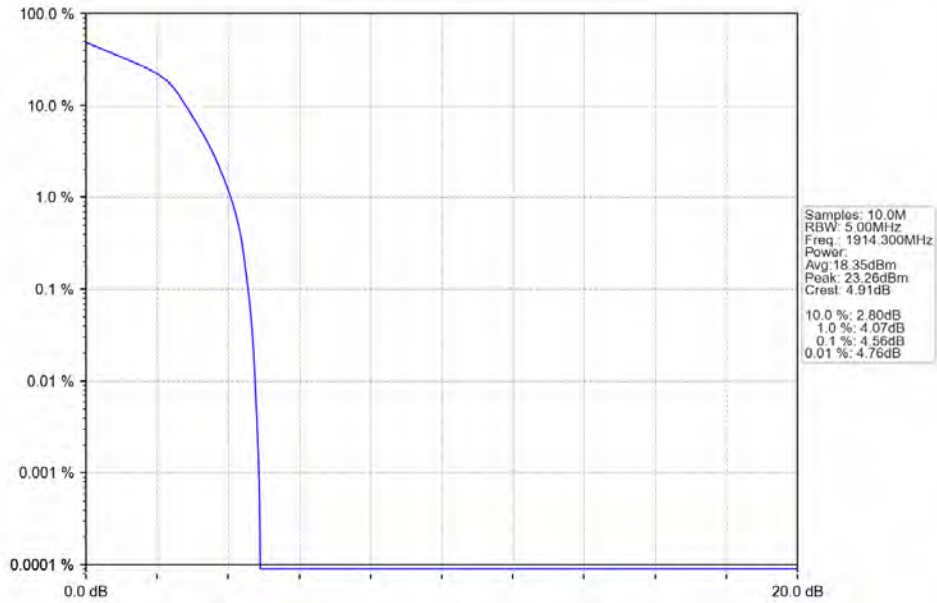
Band25_1.4MHz_16QAM_LCH_1850.7MHz_RB_6_0_NTNV



Band25_1.4MHz_16QAM_MCH_1882.5MHz_RB_6_0_NTNV



Band25_1.4MHz_16QAM_HCH_1914.3MHz_RB_6_0_NTNV

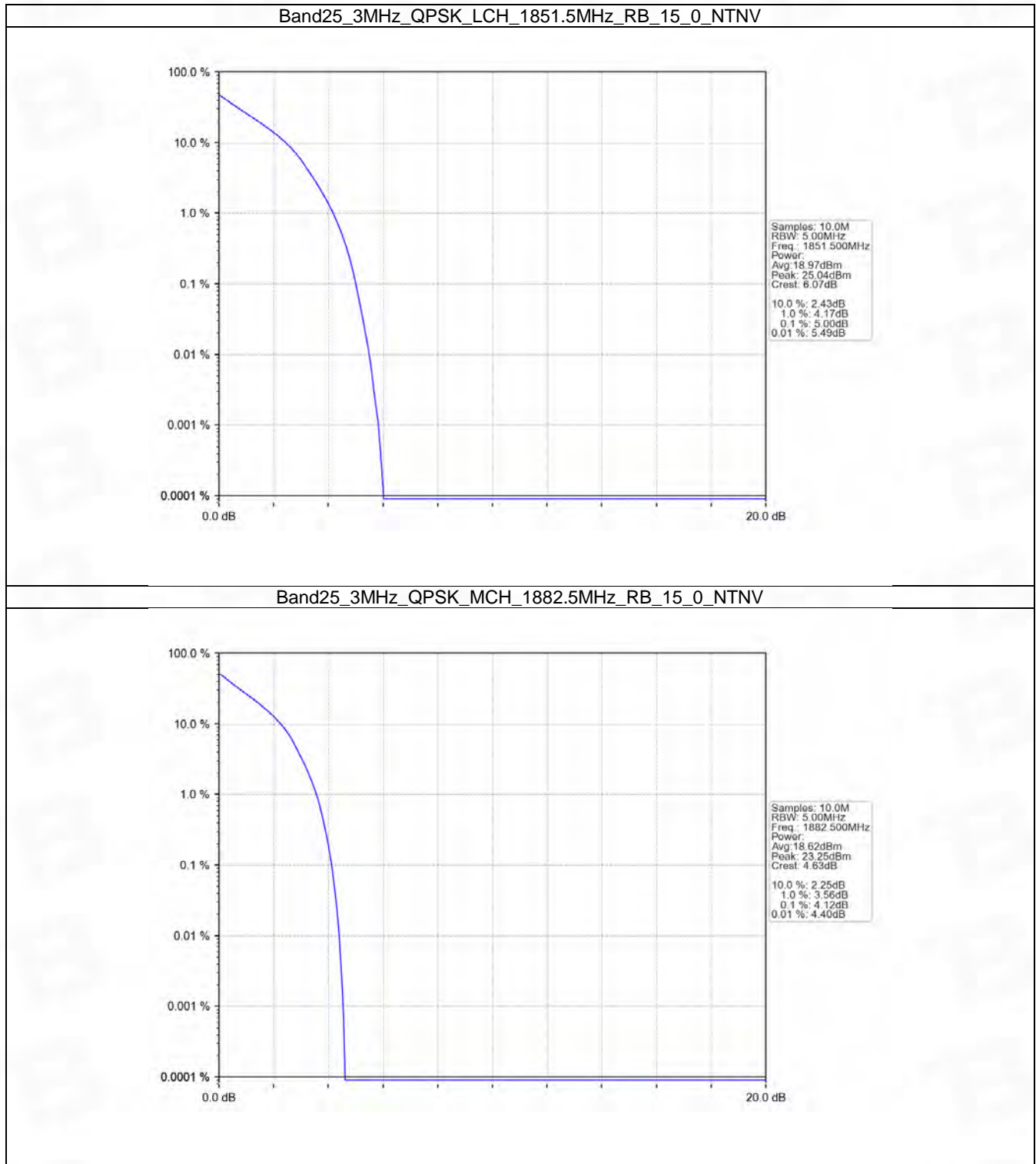


5.2 B25_3MHz

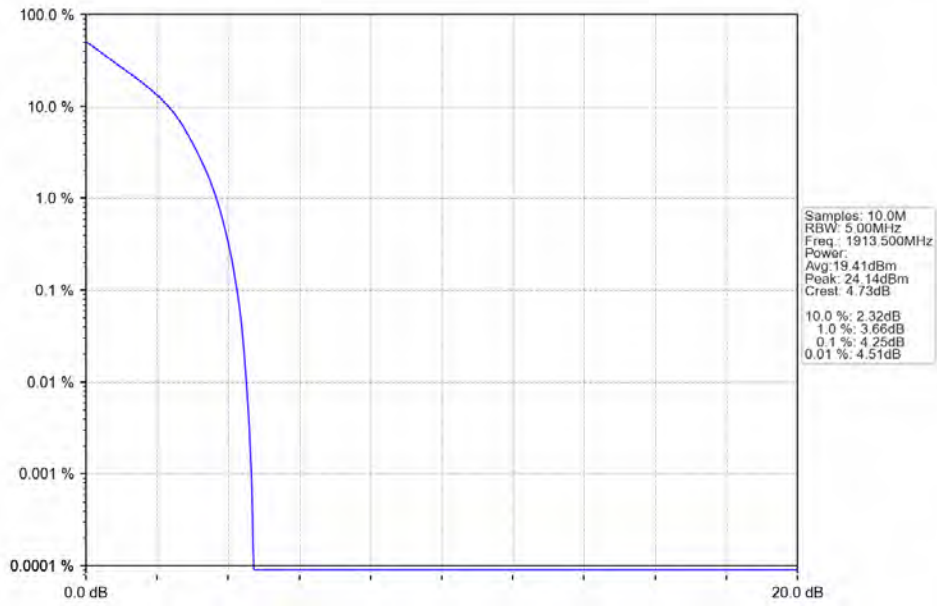
5.2.1 Test Result

Band: 25 / Bandwidth: 3MHz / NTV						
Modulation	Frequency (MHz)	RB Allocation		Peak-Average Ratio (dB)		Verdict
		Size	Offset	Result	Limit	
QPSK	1851.5	15	0	5.00	<=13	Pass
	1882.5	15	0	4.12	<=13	Pass
	1913.5	15	0	4.25	<=13	Pass
16QAM	1851.5	15	0	5.97	<=13	Pass
	1882.5	15	0	5.03	<=13	Pass
	1913.5	15	0	5.25	<=13	Pass

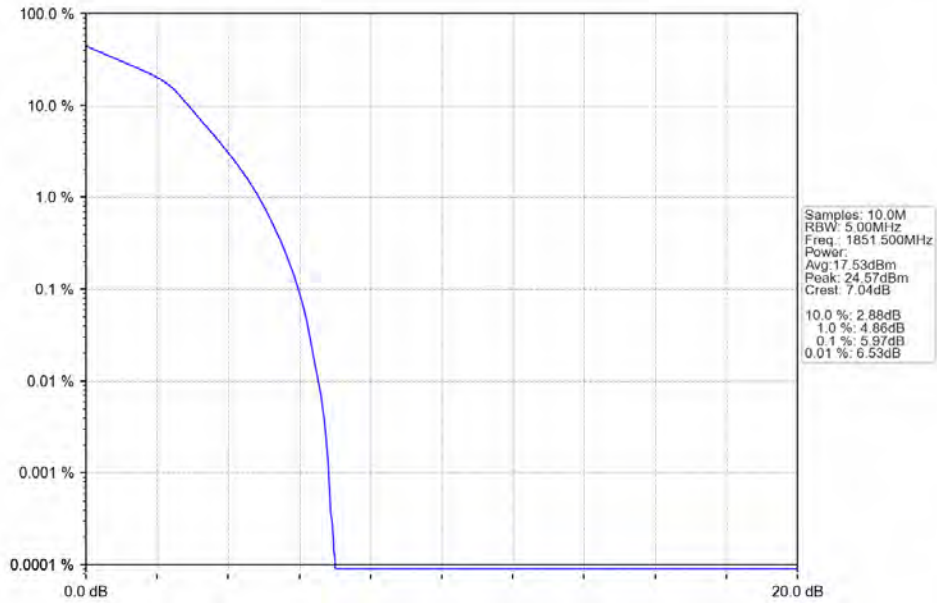
5.2.2 Test Graph



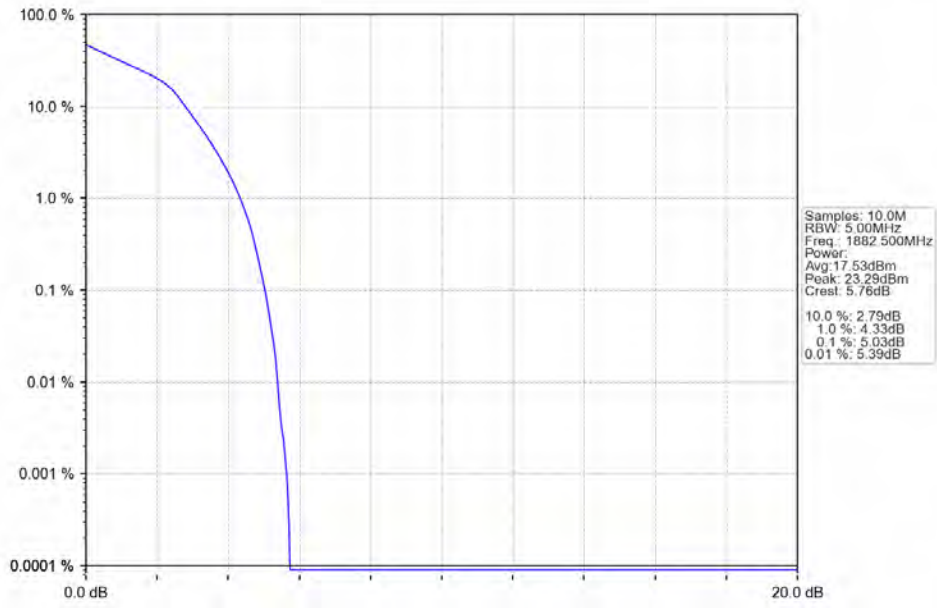
Band25_3MHz_QPSK_HCH_1913.5MHz_RB_15_0_NTNV



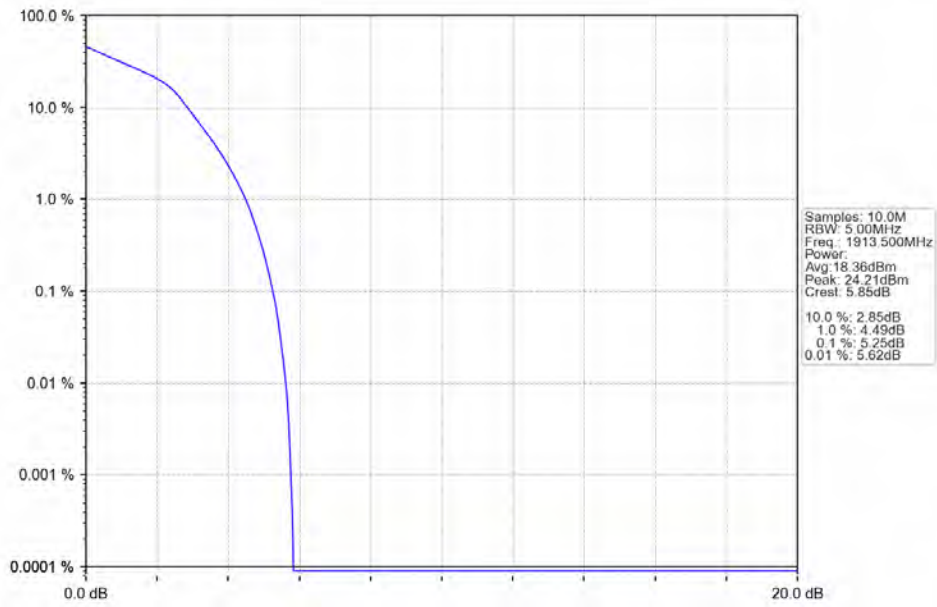
Band25_3MHz_16QAM_LCH_1851.5MHz_RB_15_0_NTNV



Band25_3MHz_16QAM_MCH_1882.5MHz_RB_15_0_NTNV



Band25_3MHz_16QAM_HCH_1913.5MHz_RB_15_0_NTNV

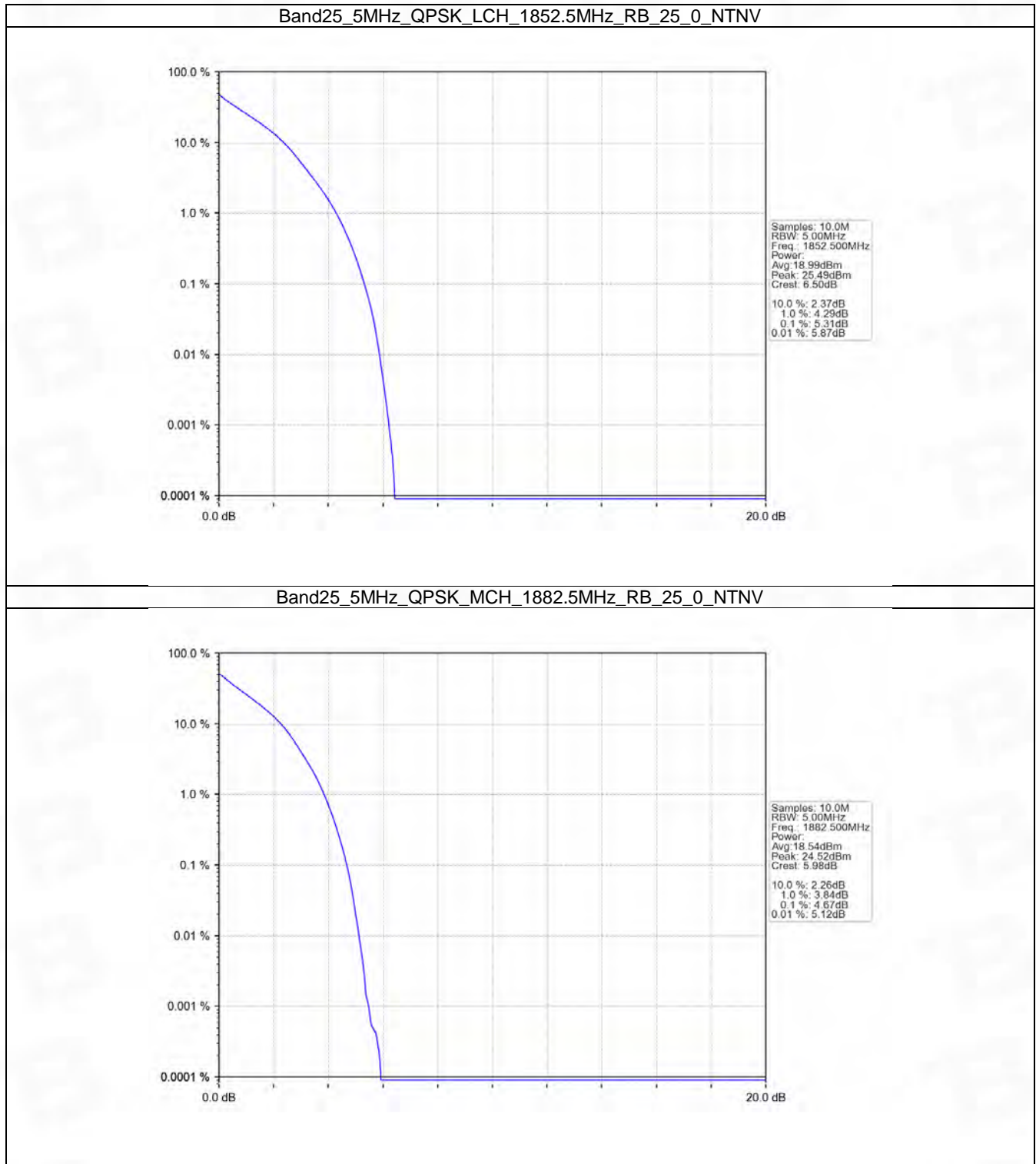


5.3 B25_5MHz

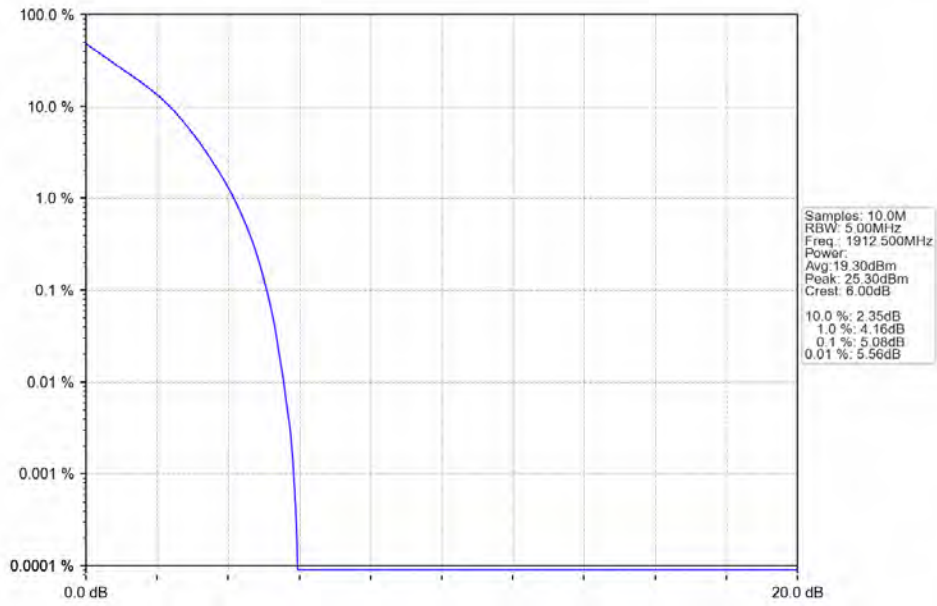
5.3.1 Test Result

Band: 25 / Bandwidth: 5MHz / NTV						
Modulation	Frequency (MHz)	RB Allocation		Peak-Average Ratio (dB)		Verdict
		Size	Offset	Result	Limit	
QPSK	1852.5	25	0	5.31	<=13	Pass
	1882.5	25	0	4.67	<=13	Pass
	1912.5	25	0	5.08	<=13	Pass
16QAM	1852.5	25	0	6.14	<=13	Pass
	1882.5	25	0	5.39	<=13	Pass
	1912.5	25	0	5.85	<=13	Pass

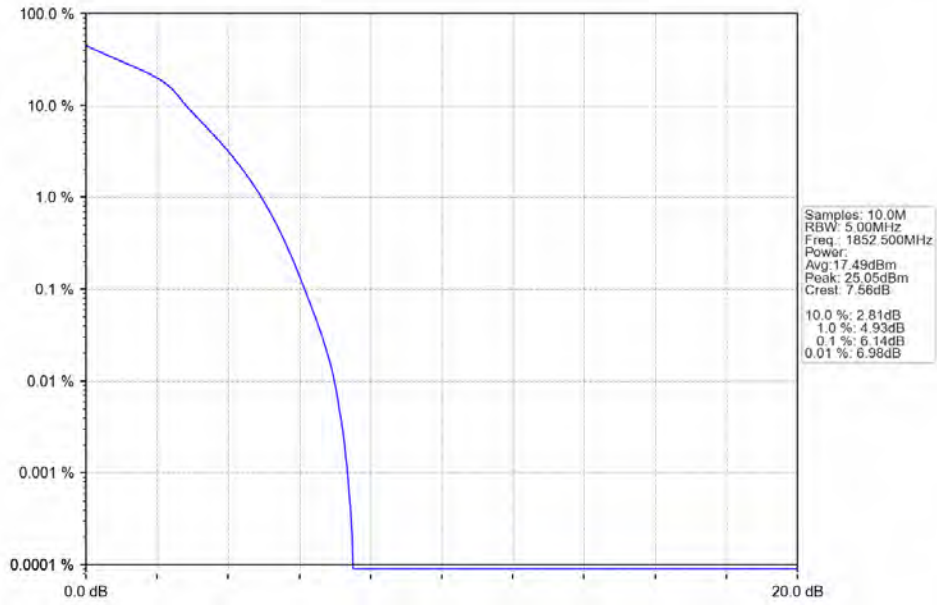
5.3.2 Test Graph



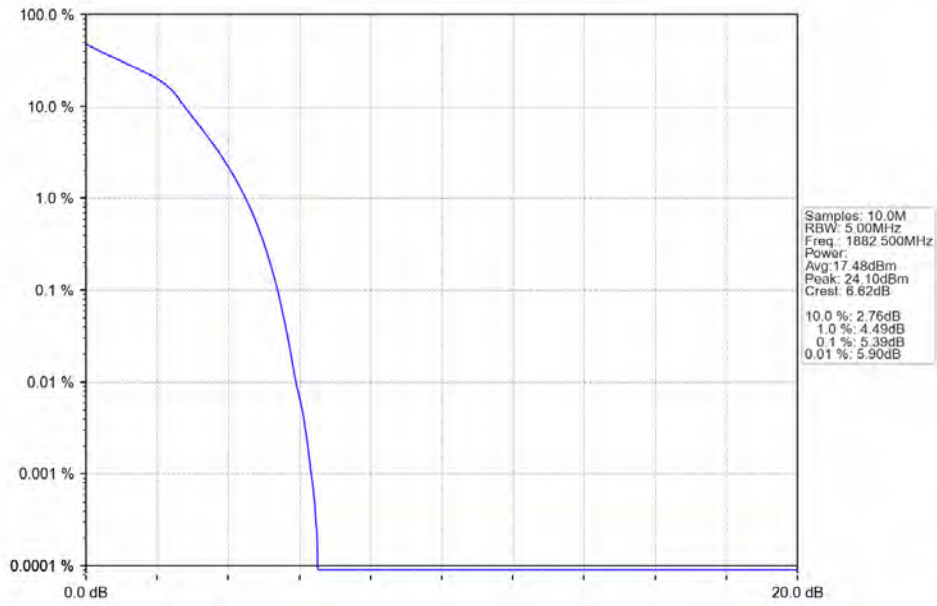
Band25_5MHz_QPSK_HCH_1912.5MHz_RB_25_0_NTNV



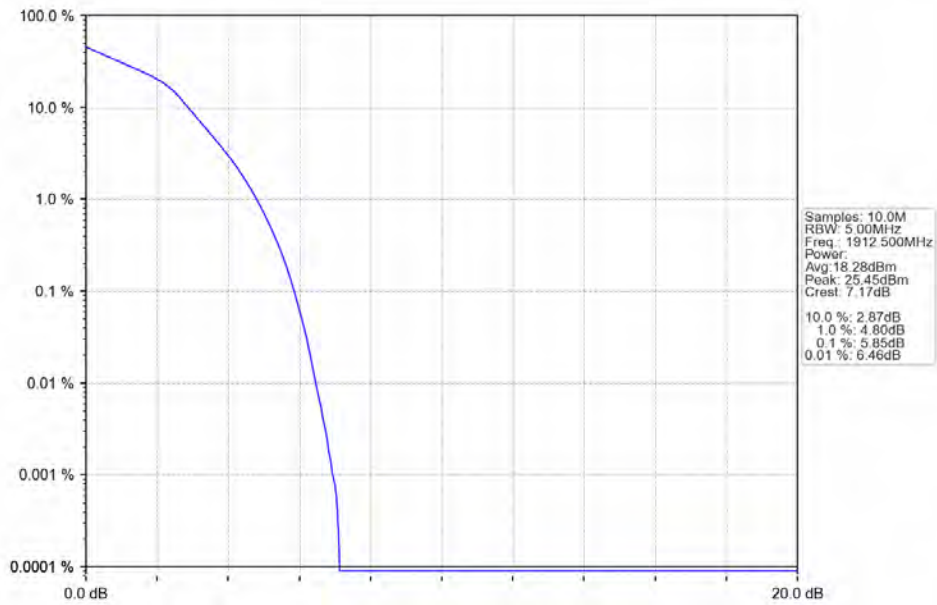
Band25_5MHz_16QAM_LCH_1852.5MHz_RB_25_0_NTNV



Band25_5MHz_16QAM_MCH_1882.5MHz_RB_25_0_NTNV



Band25_5MHz_16QAM_HCH_1912.5MHz_RB_25_0_NTNV

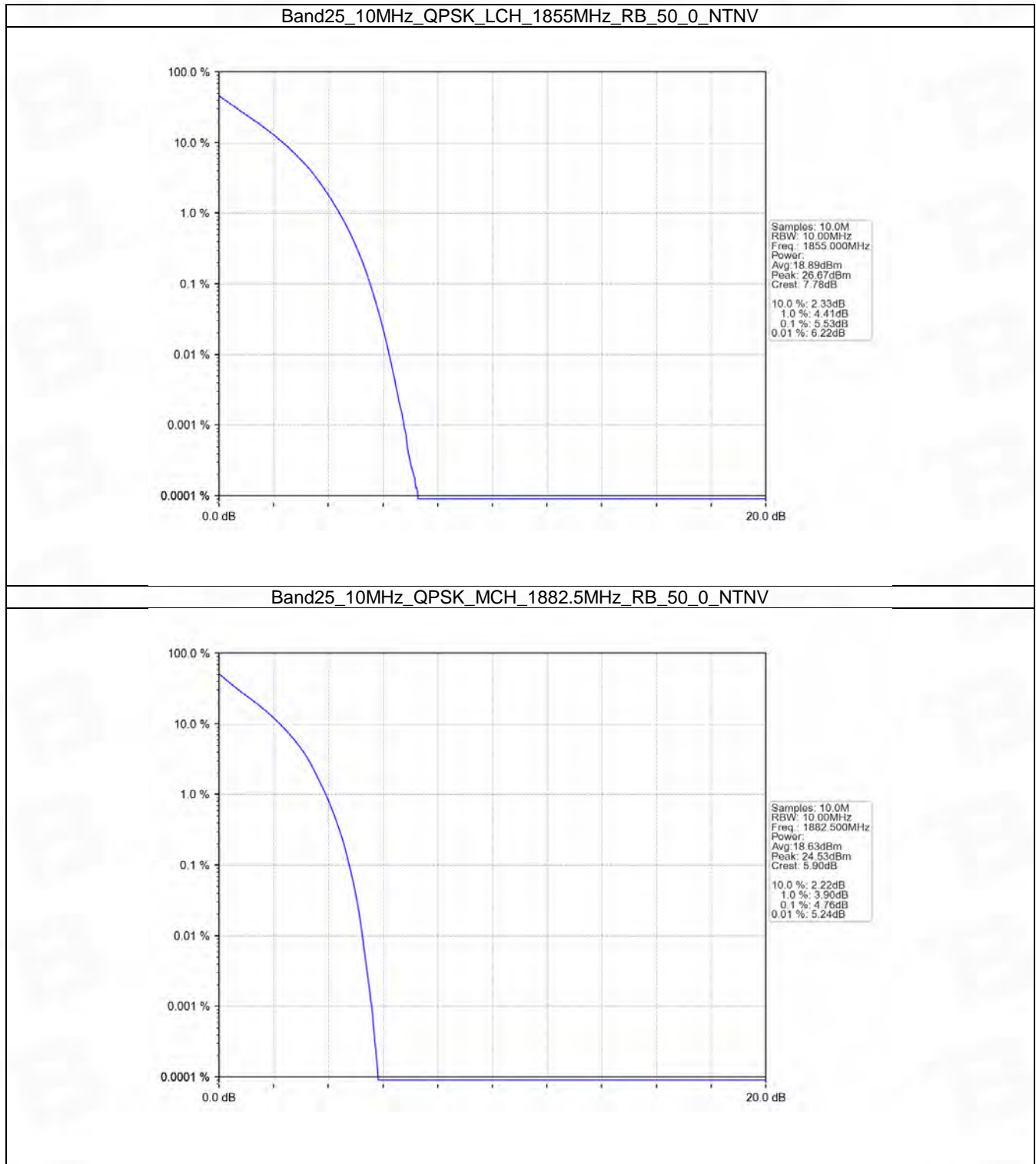


5.4 B25_10MHz

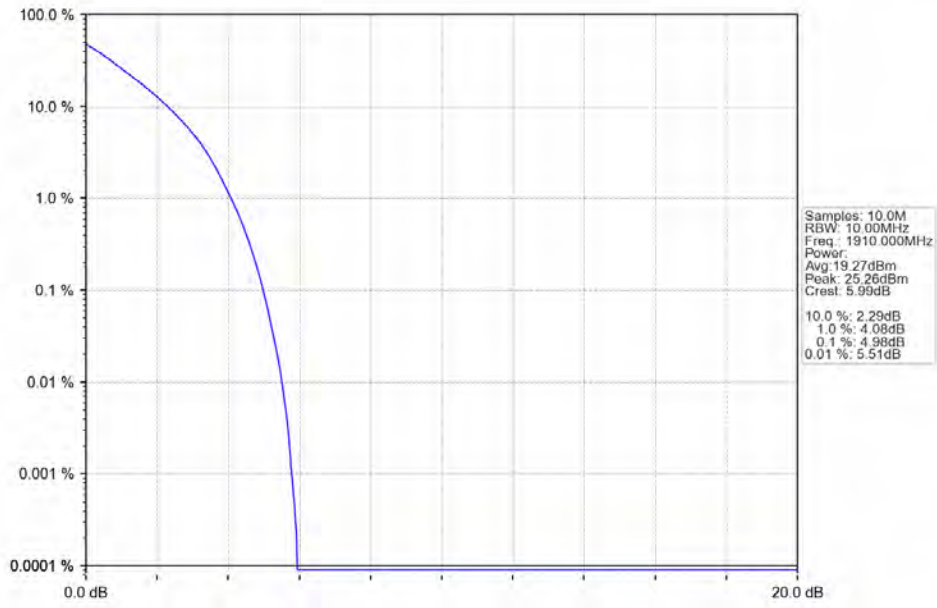
5.4.1 Test Result

Band: 25 / Bandwidth: 10MHz / NTV						
Modulation	Frequency (MHz)	RB Allocation		Peak-Average Ratio (dB)		Verdict
		Size	Offset	Result	Limit	
QPSK	1855	50	0	5.53	<=13	Pass
	1882.5	50	0	4.76	<=13	Pass
	1910	50	0	4.98	<=13	Pass
16QAM	1855	50	0	6.24	<=13	Pass
	1882.5	50	0	5.52	<=13	Pass
	1910	50	0	5.75	<=13	Pass

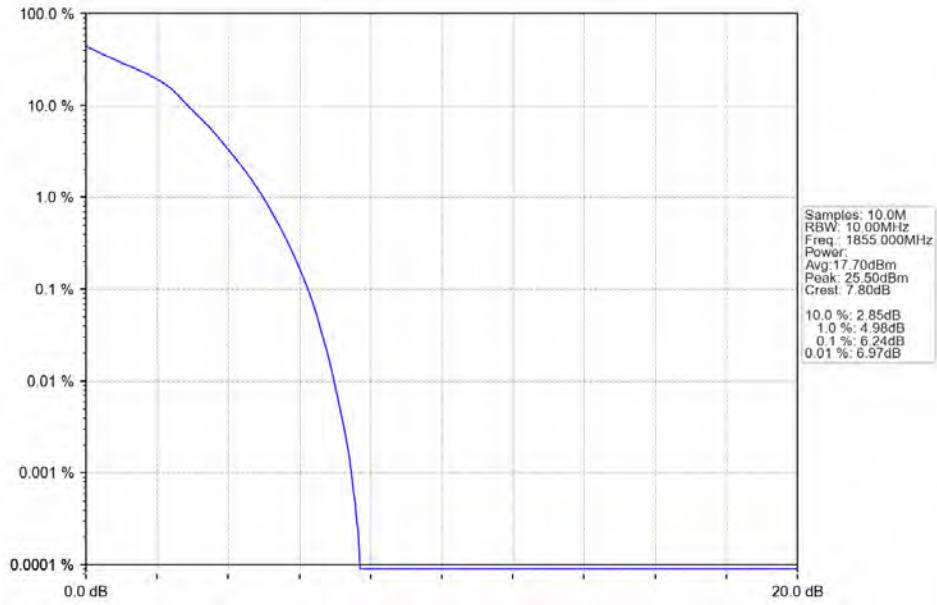
5.4.2 Test Graph



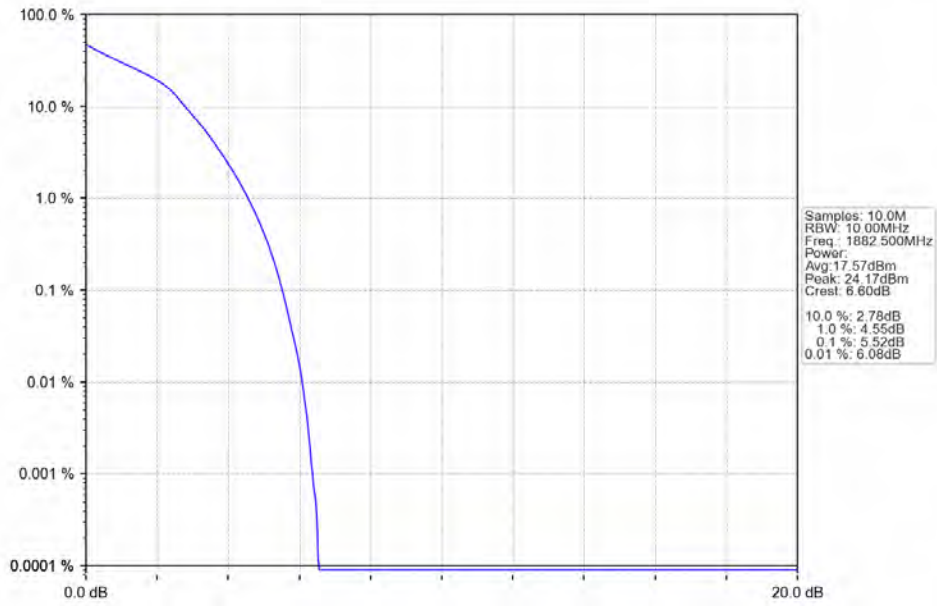
Band25_10MHz_QPSK_HCH_1910MHz_RB_50_0_NTNV



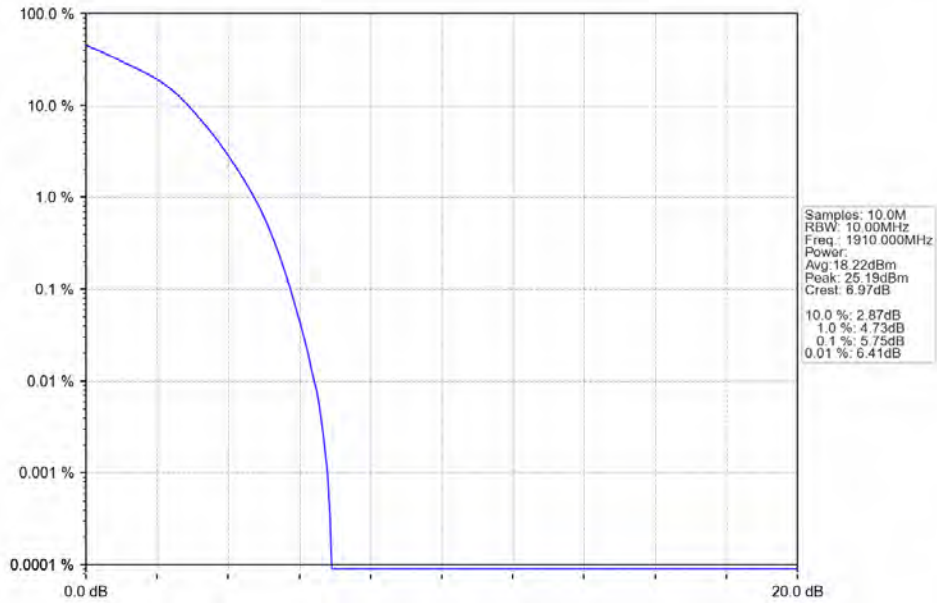
Band25_10MHz_16QAM_LCH_1855MHz_RB_50_0_NTNV



Band25_10MHz_16QAM_MCH_1882.5MHz_RB_50_0_NTNV



Band25_10MHz_16QAM_HCH_1910MHz_RB_50_0_NTNV

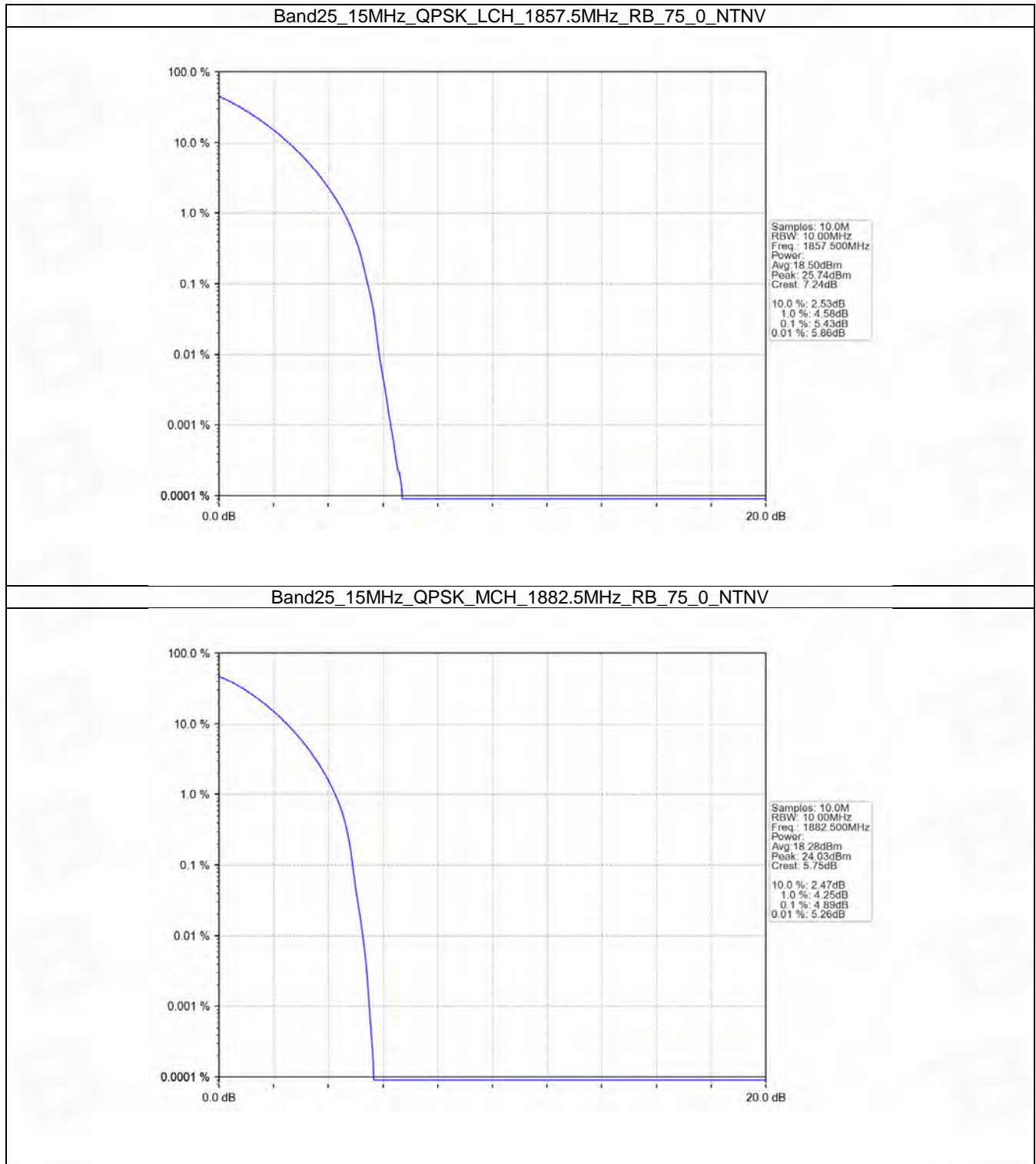


5.5 B25_15MHz

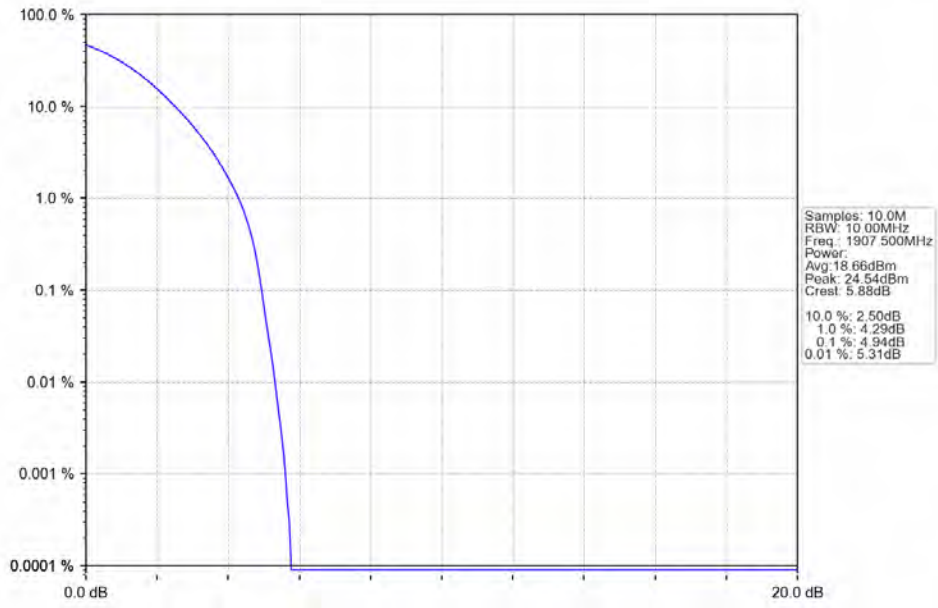
5.5.1 Test Result

Band: 25 / Bandwidth: 15MHz / NTNV						
Modulation	Frequency (MHz)	RB Allocation		Peak-Average Ratio (dB)		Verdict
		Size	Offset	Result	Limit	
QPSK	1857.5	75	0	5.43	<=13	Pass
	1882.5	75	0	4.89	<=13	Pass
	1907.5	75	0	4.94	<=13	Pass
16QAM	1857.5	75	0	6.16	<=13	Pass
	1882.5	75	0	5.68	<=13	Pass
	1907.5	75	0	5.75	<=13	Pass

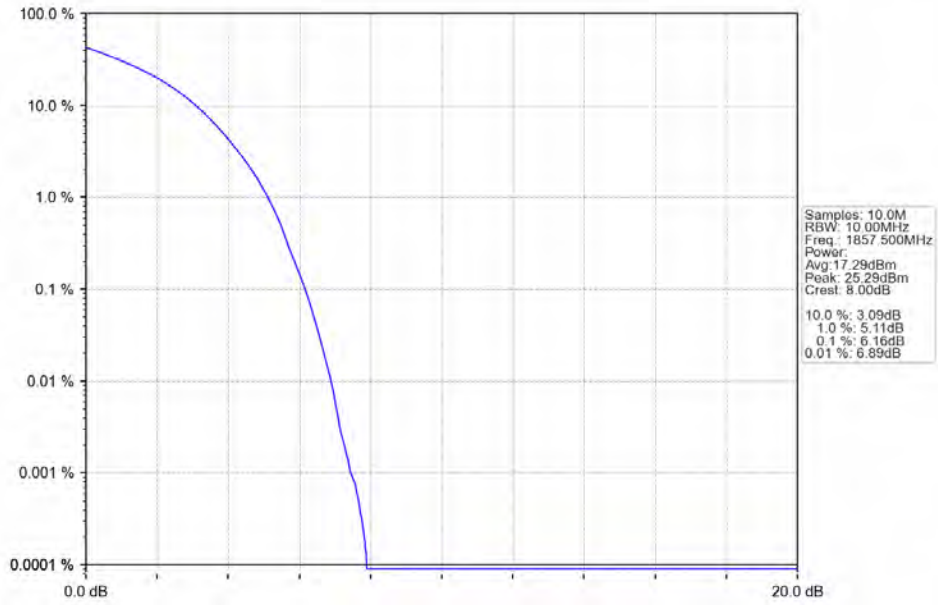
5.5.2 Test Graph



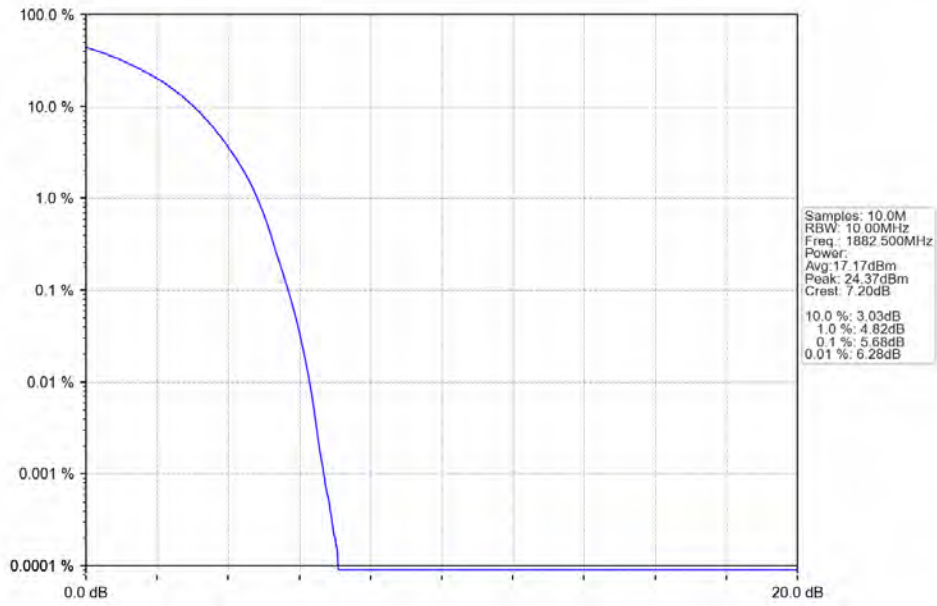
Band25_15MHz_QPSK_HCH_1907.5MHz_RB_75_0_NTNV



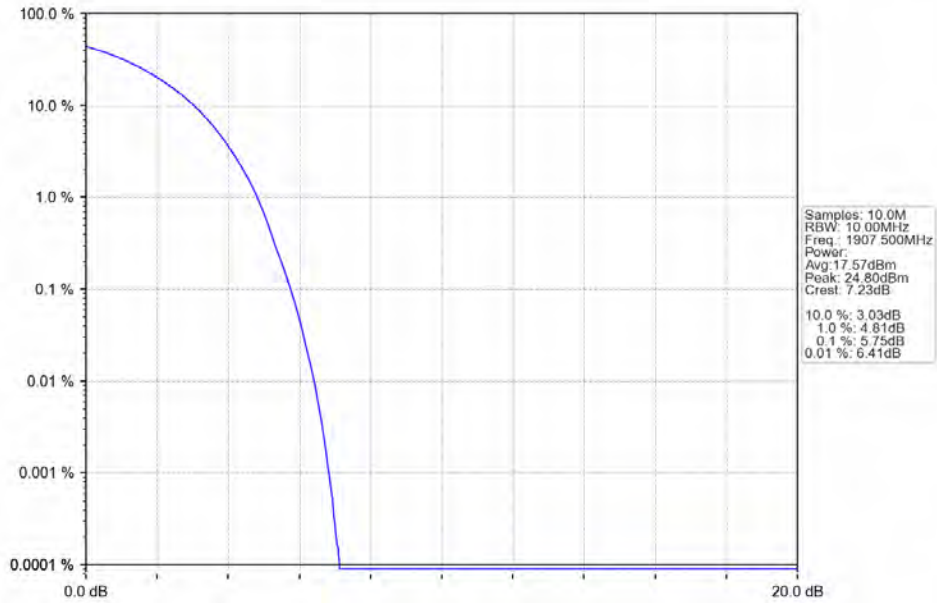
Band25_15MHz_16QAM_LCH_1857.5MHz_RB_75_0_NTNV



Band25_15MHz_16QAM_MCH_1882.5MHz_RB_75_0_NTNV



Band25_15MHz_16QAM_HCH_1907.5MHz_RB_75_0_NTNV

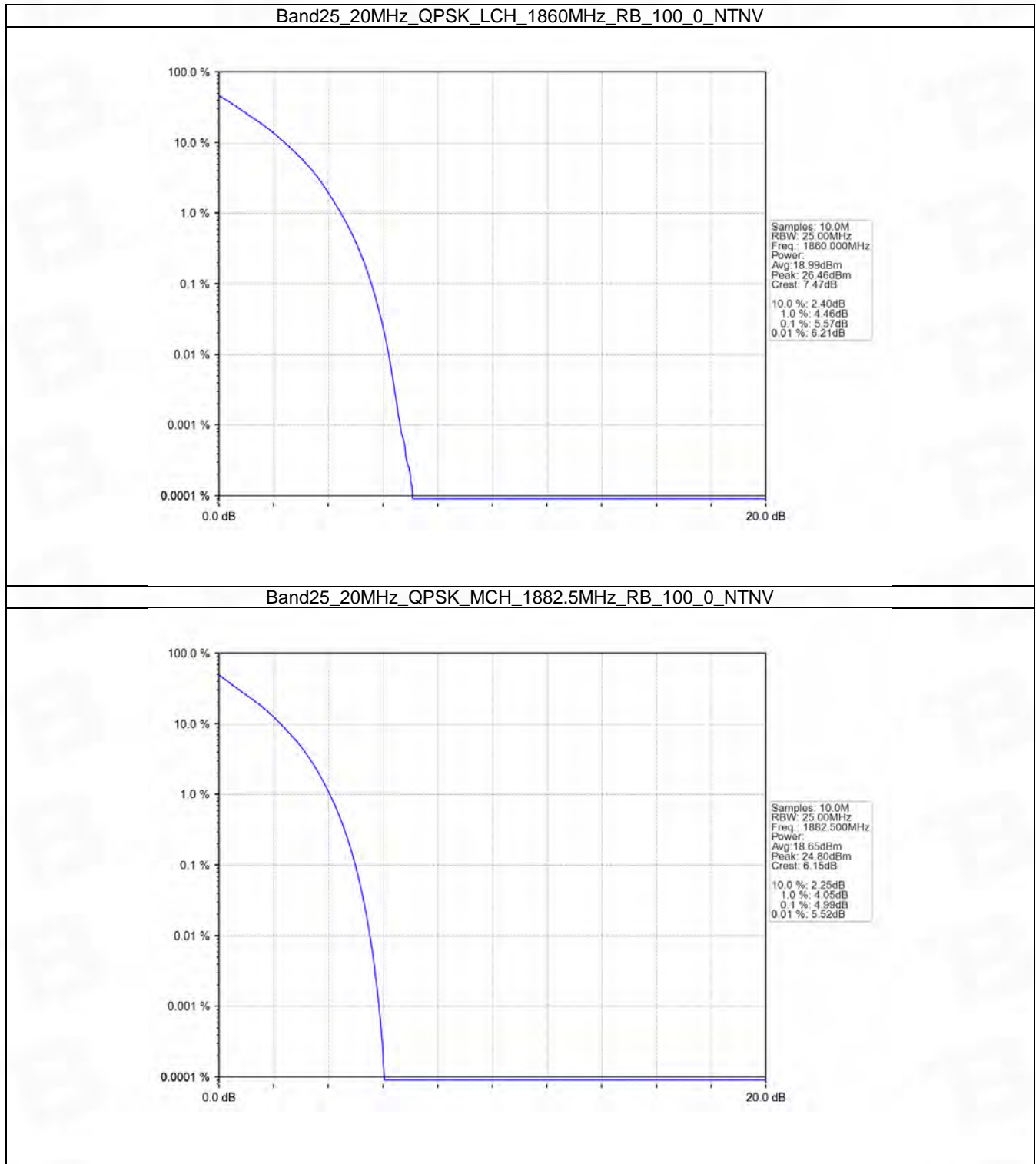


5.6 B25_20MHz

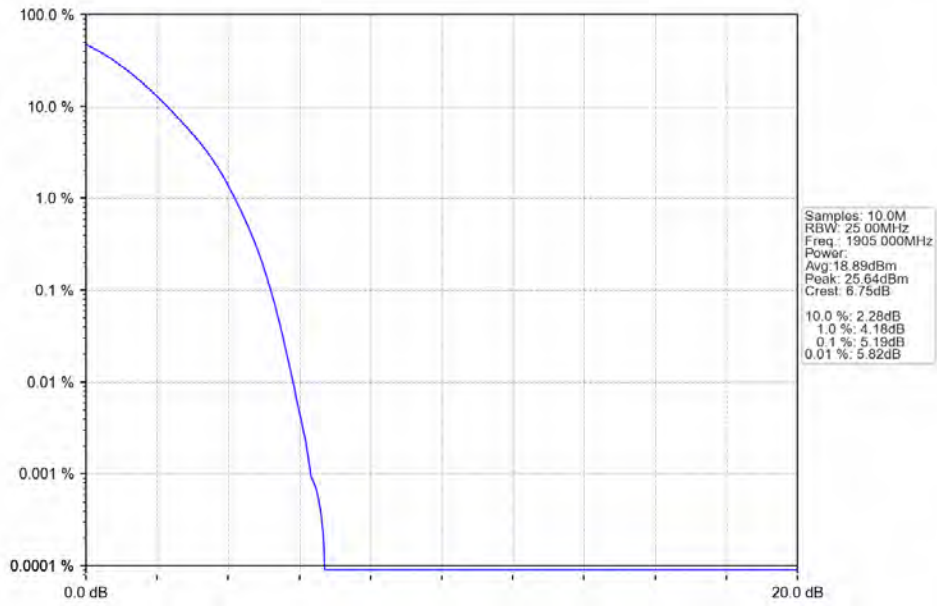
5.6.1 Test Result

Band: 25 / Bandwidth: 20MHz / NTNV						
Modulation	Frequency (MHz)	RB Allocation		Peak-Average Ratio (dB)		Verdict
		Size	Offset	Result	Limit	
QPSK	1860	100	0	5.57	<=13	Pass
	1882.5	100	0	4.99	<=13	Pass
	1905	100	0	5.19	<=13	Pass
16QAM	1860	100	0	6.27	<=13	Pass
	1882.5	100	0	5.71	<=13	Pass
	1905	100	0	5.90	<=13	Pass

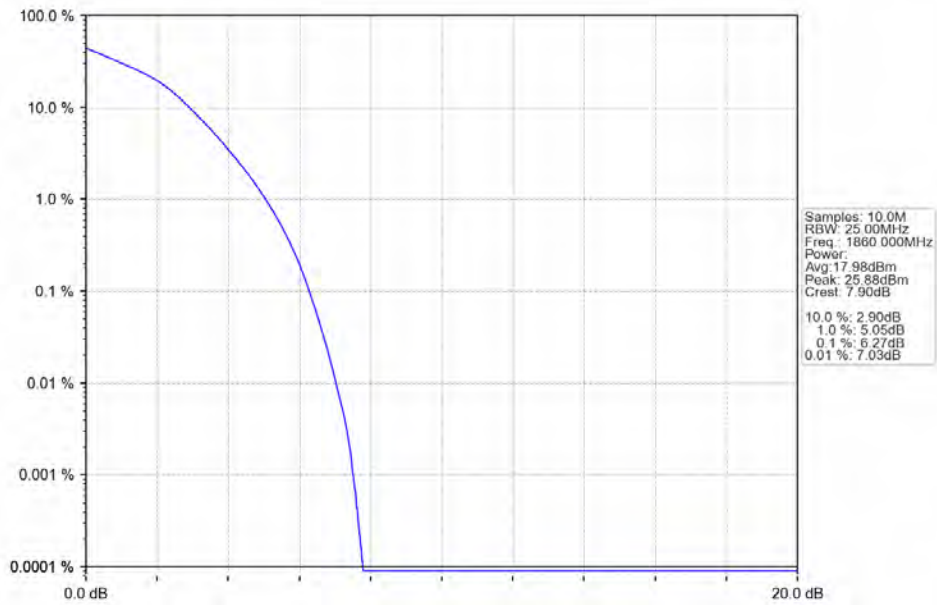
5.6.2 Test Graph



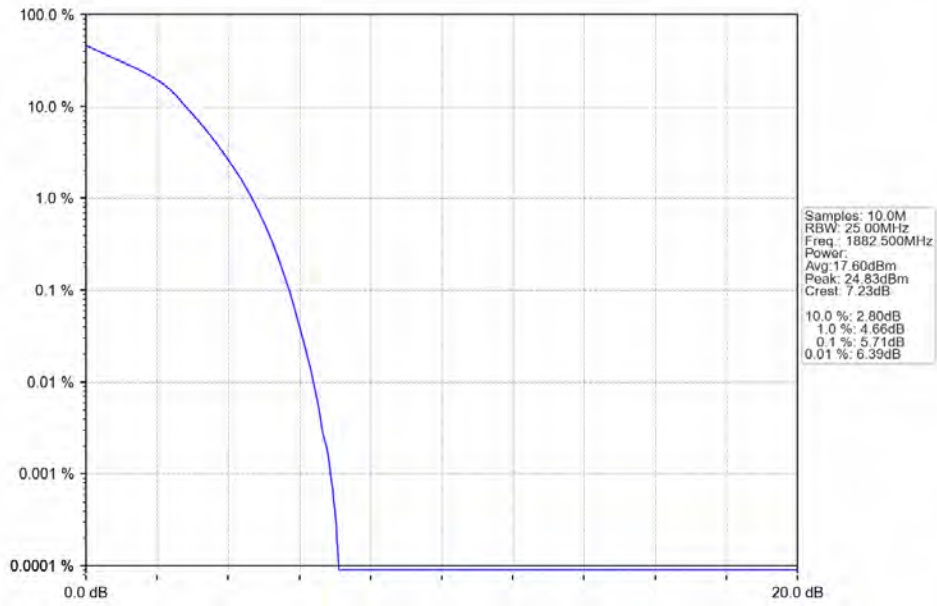
Band25_20MHz_QPSK_HCH_1905MHz_RB_100_0_NTNV



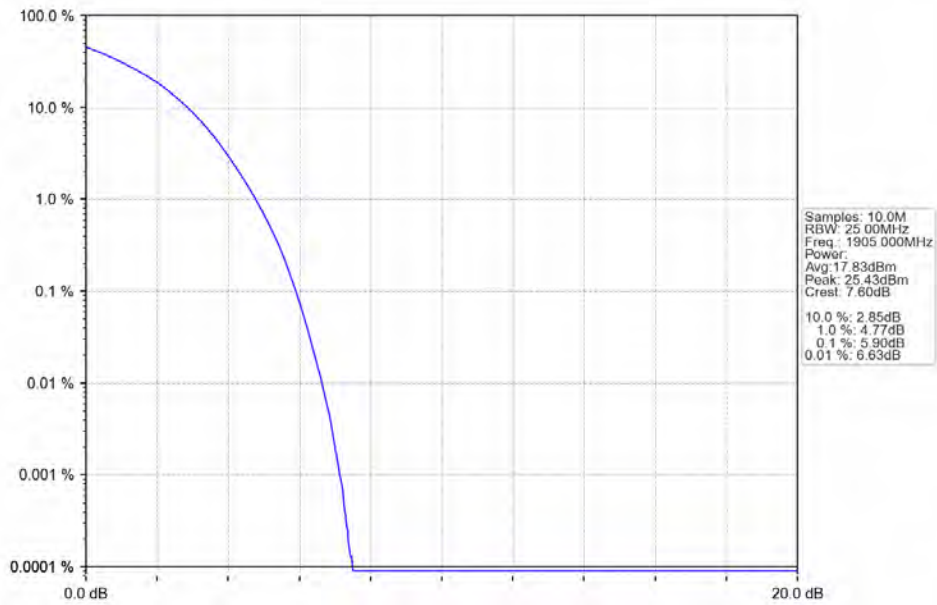
Band25_20MHz_16QAM_LCH_1860MHz_RB_100_0_NTNV



Band25_20MHz_16QAM_MCH_1882.5MHz_RB_100_0_NTNV



Band25_20MHz_16QAM_HCH_1905MHz_RB_100_0_NTNV



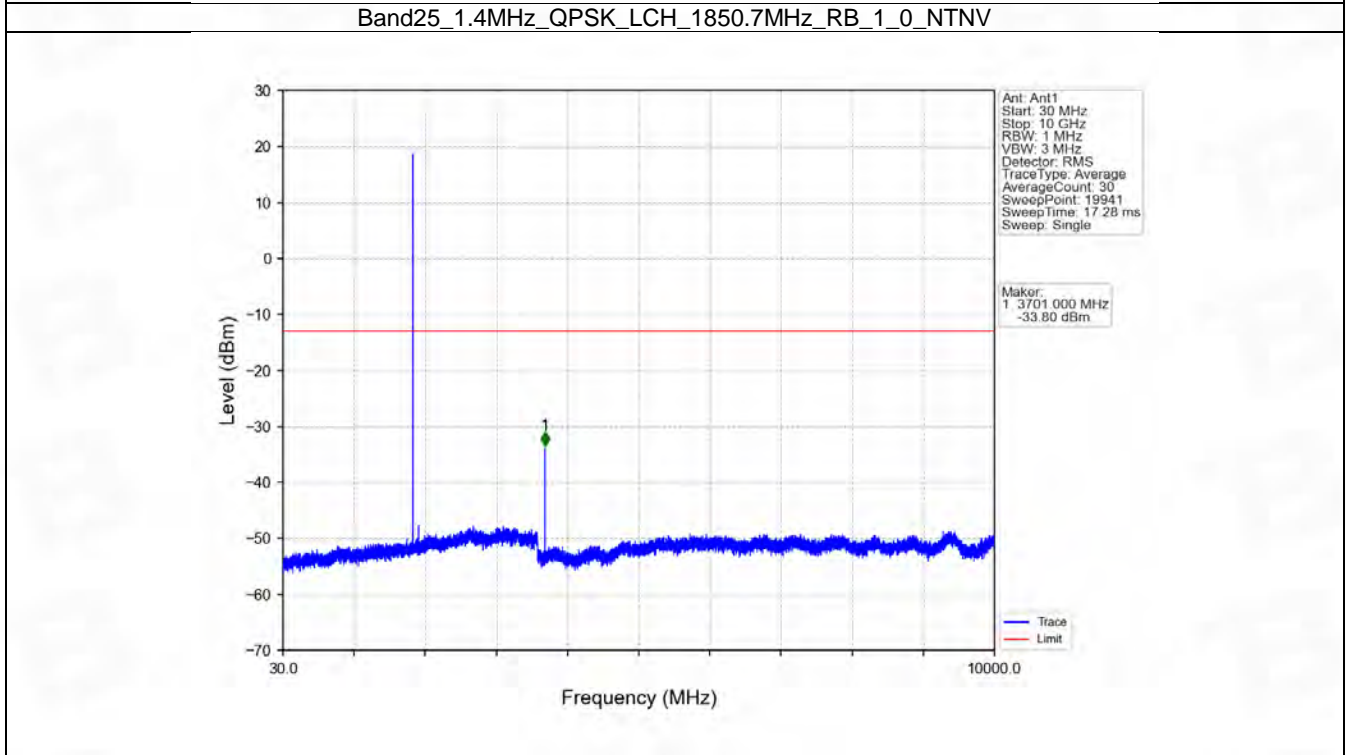
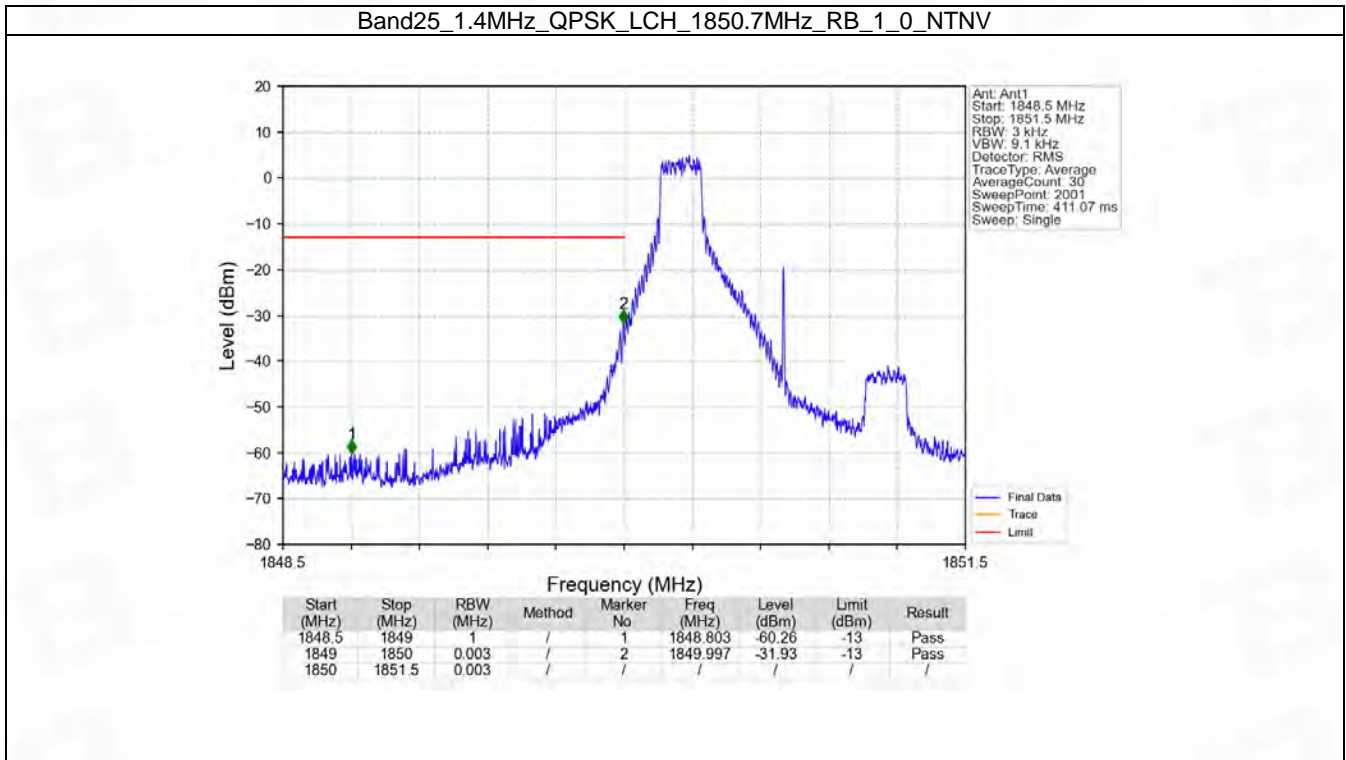
6. Spurious Emission

6.1 B25_1.4MHz

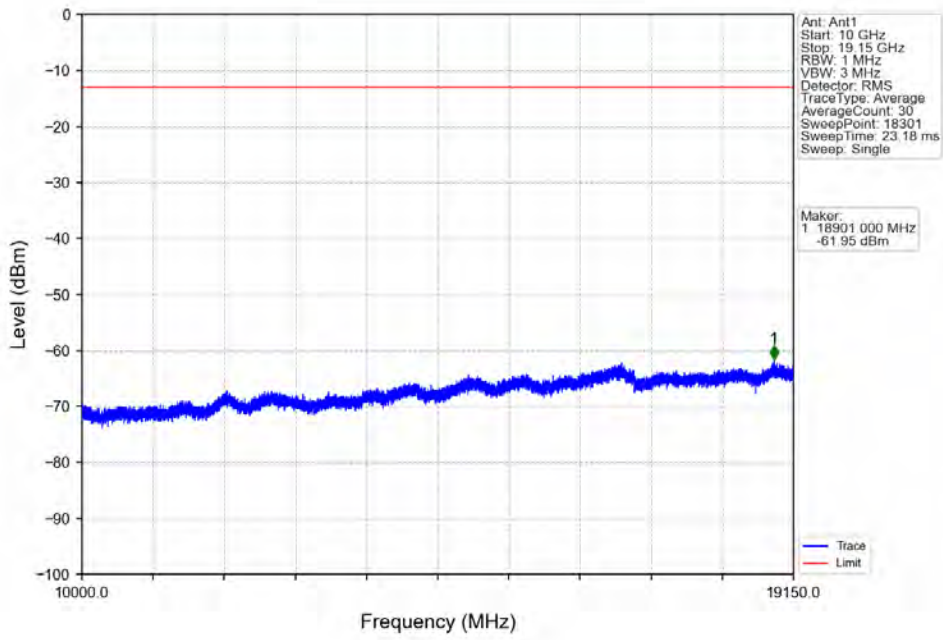
6.1.1 Test Result

Band: 25 / Bandwidth: 1.4MHz / NTN						
Modulation	Frequency (MHz)	RB Allocation		Spurious Emission		Verdict
		Size	Offset	Result	Limit	
QPSK	1850.7	1	0	Refer To Test Graph		Pass
		6	0	Refer To Test Graph		Pass
	1882.5	1	0	Refer To Test Graph		Pass
		1914.3	1	0	Refer To Test Graph	
				5	Refer To Test Graph	
			6	0	Refer To Test Graph	
16QAM	1850.7	1	0	Refer To Test Graph		Pass
		6	0	Refer To Test Graph		Pass
	1882.5	1	0	Refer To Test Graph		Pass
		1914.3	1	0	Refer To Test Graph	
				5	Refer To Test Graph	
			6	0	Refer To Test Graph	

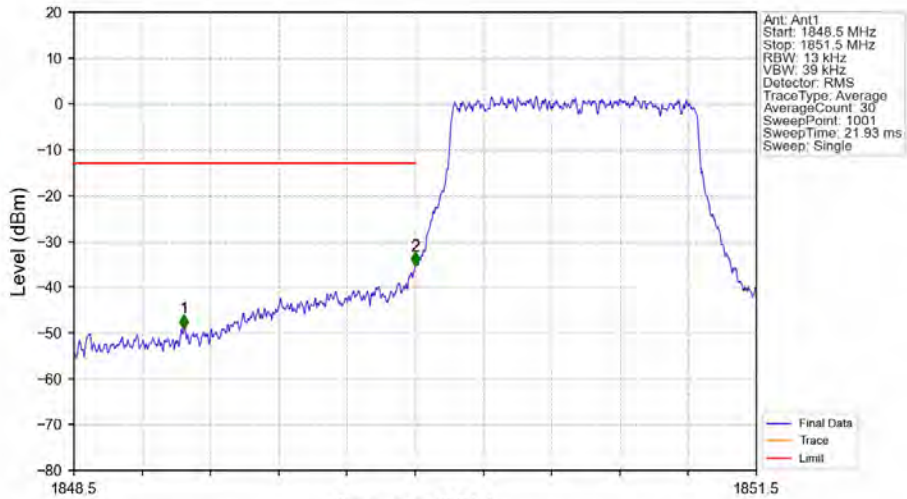
6.1.2 Test Graph



Band25_1.4MHz_QPSK_LCH_1850.7MHz_RB_1_0_NTNV

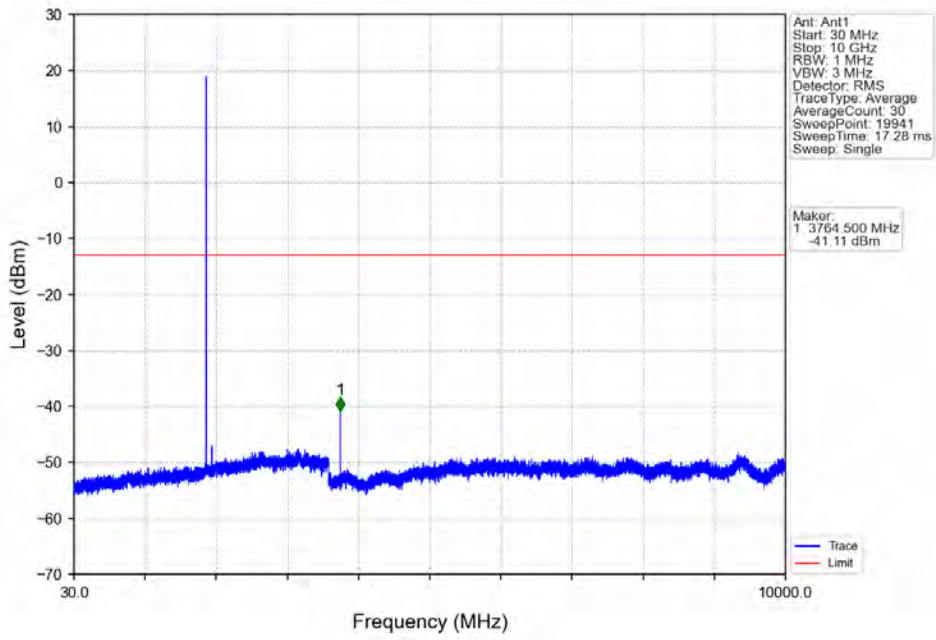


Band25_1.4MHz_QPSK_LCH_1850.7MHz_RB_6_0_NTNV

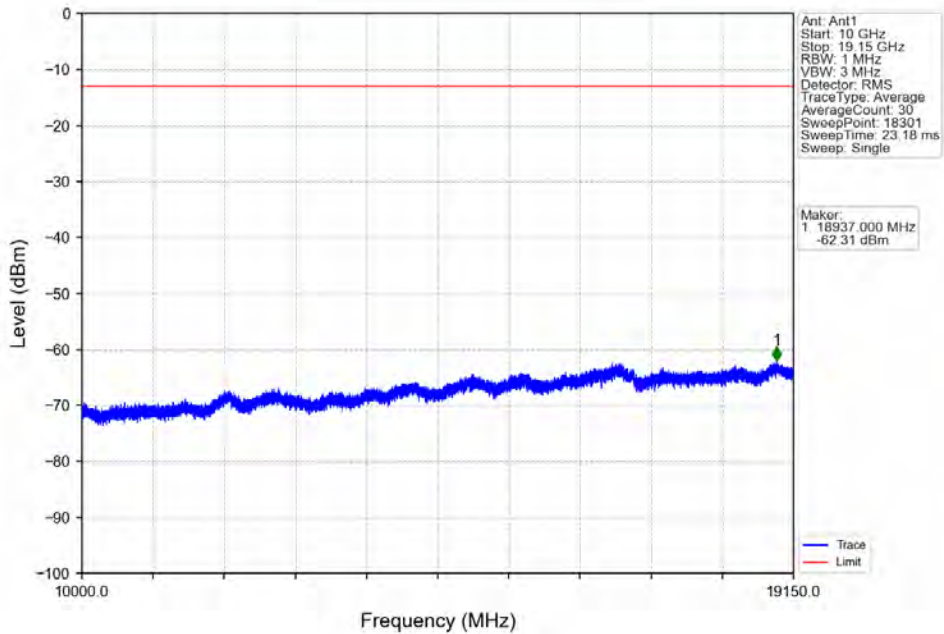


Start (MHz)	Stop (MHz)	RBW (MHz)	Method	Marker No	Freq (MHz)	Level (dBm)	Limit (dBm)	Result
1848.5	1849	1	/	1	1848.983	-49.06	-13	Pass
1849	1850	0.013	/	2	1850.000	-35.39	-13	Pass
1850	1851.5	0.013	/	/	/	/	/	/

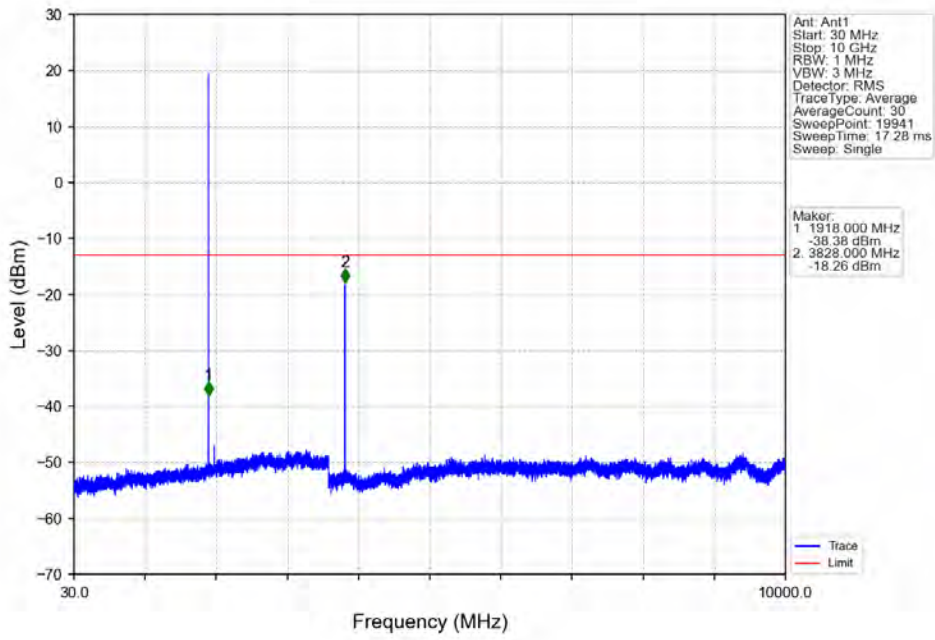
Band25_1.4MHz_QPSK_MCH_1882.5MHz_RB_1_0_NTNV



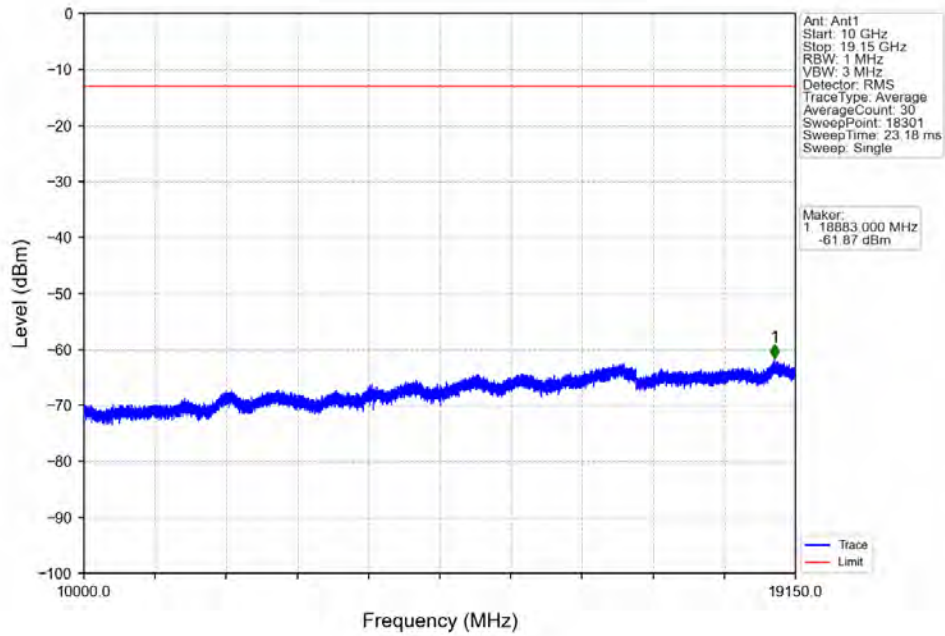
Band25_1.4MHz_QPSK_MCH_1882.5MHz_RB_1_0_NTNV



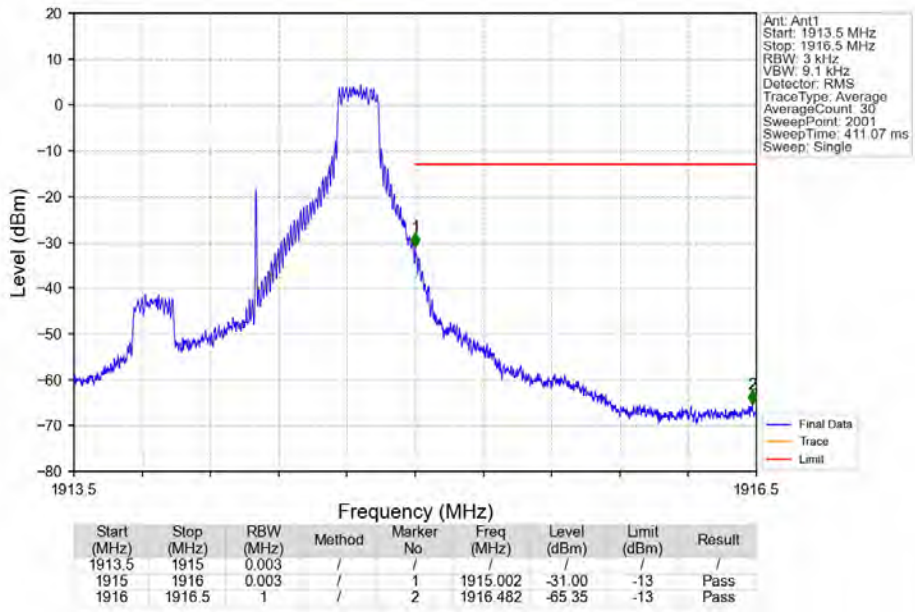
Band25_1.4MHz_QPSK_HCH_1914.3MHz_RB_1_0_NTNV



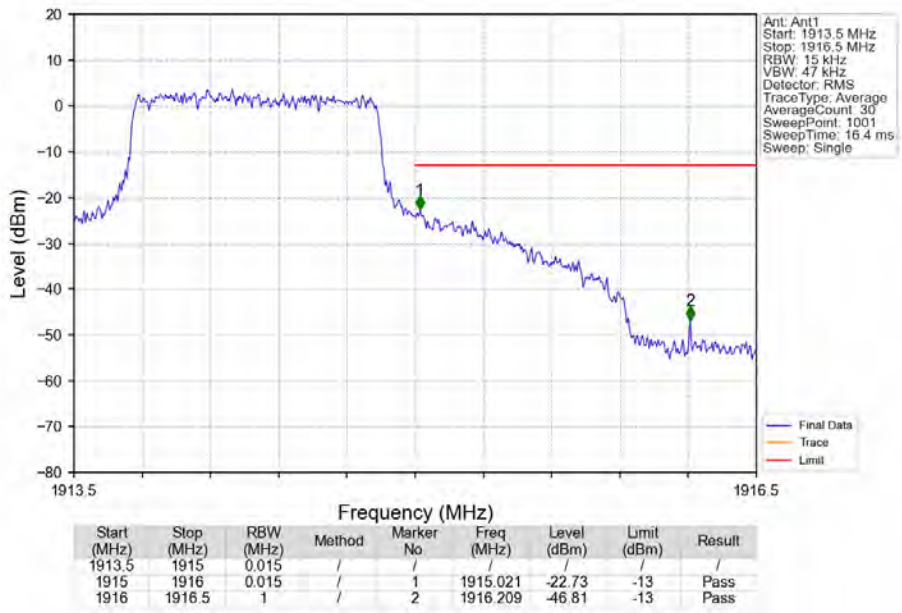
Band25_1.4MHz_QPSK_HCH_1914.3MHz_RB_1_0_NTNV



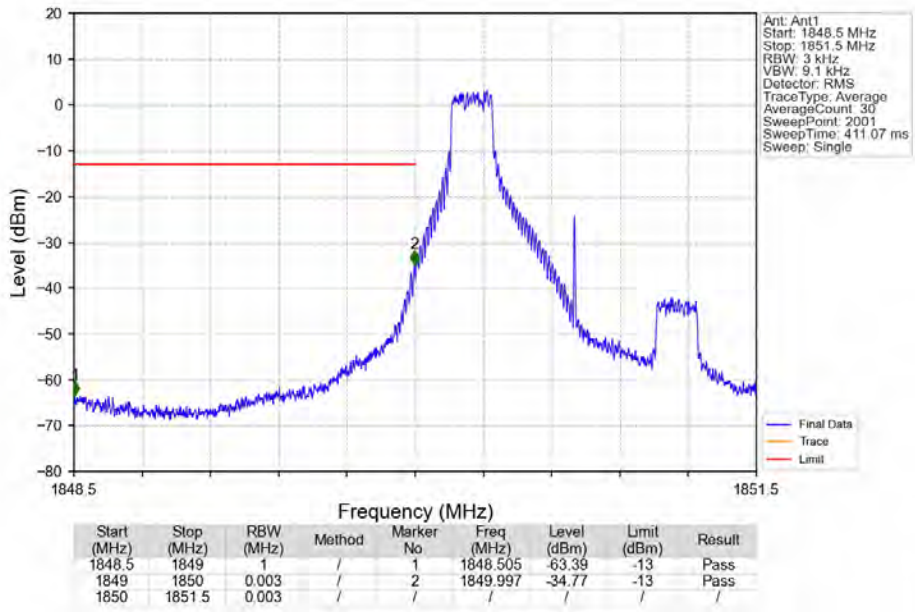
Band25 1.4MHz QPSK HCH 1914.3MHz RB 1_5_NTNV



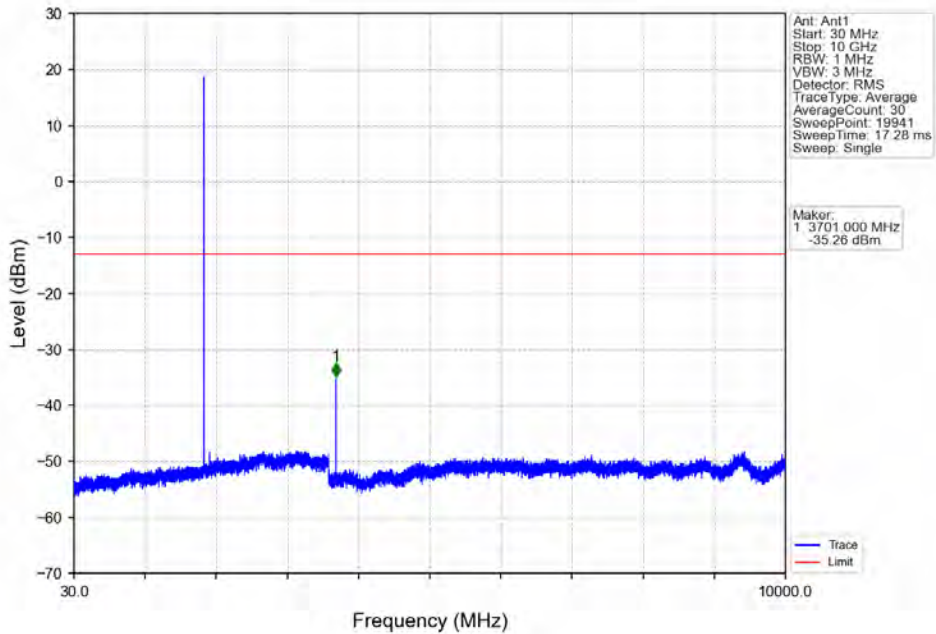
Band25 1.4MHz QPSK HCH 1914.3MHz RB 6_0_NTNV



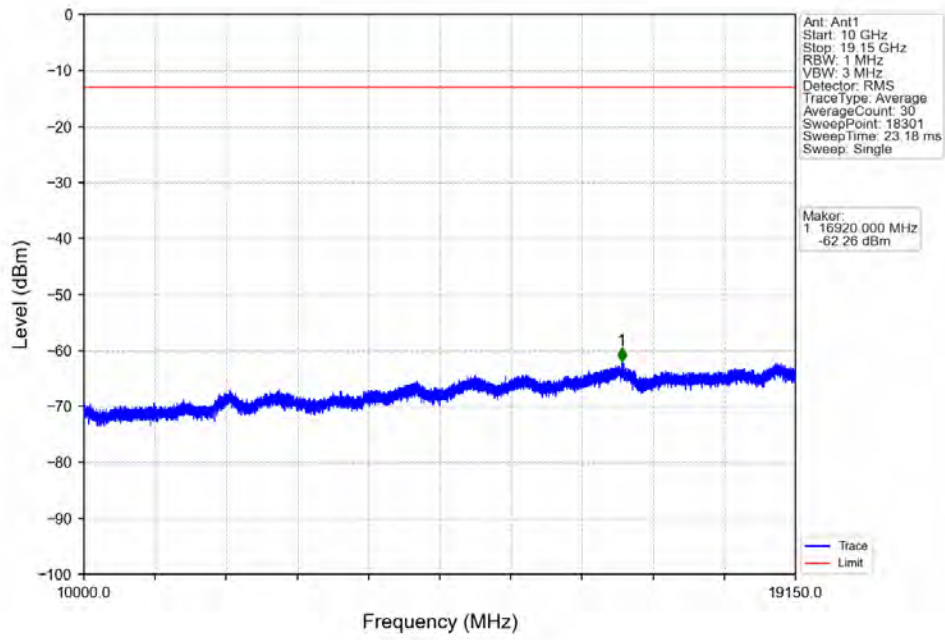
Band25_1.4MHz_16QAM_LCH_1850.7MHz_RB_1_0_NTNV



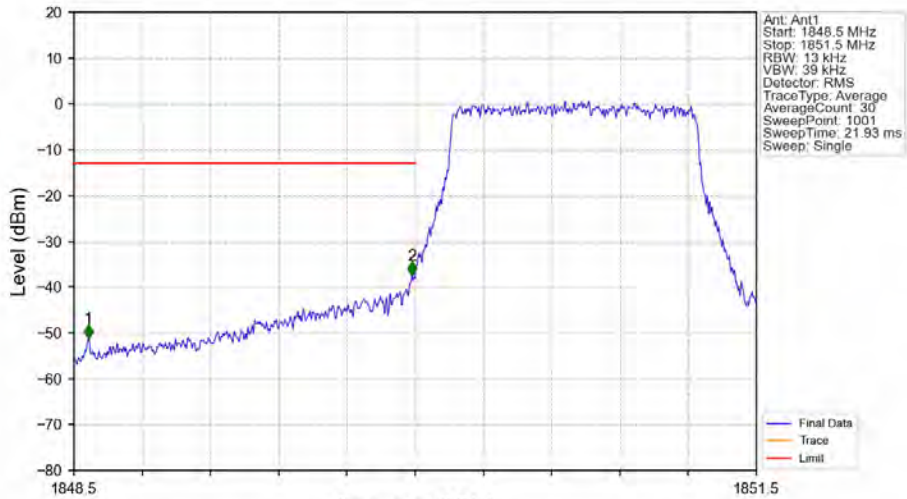
Band25_1.4MHz_16QAM_LCH_1850.7MHz_RB_1_0_NTNV



Band25_1.4MHz_16QAM_LCH_1850.7MHz_RB_1_0_NTNV

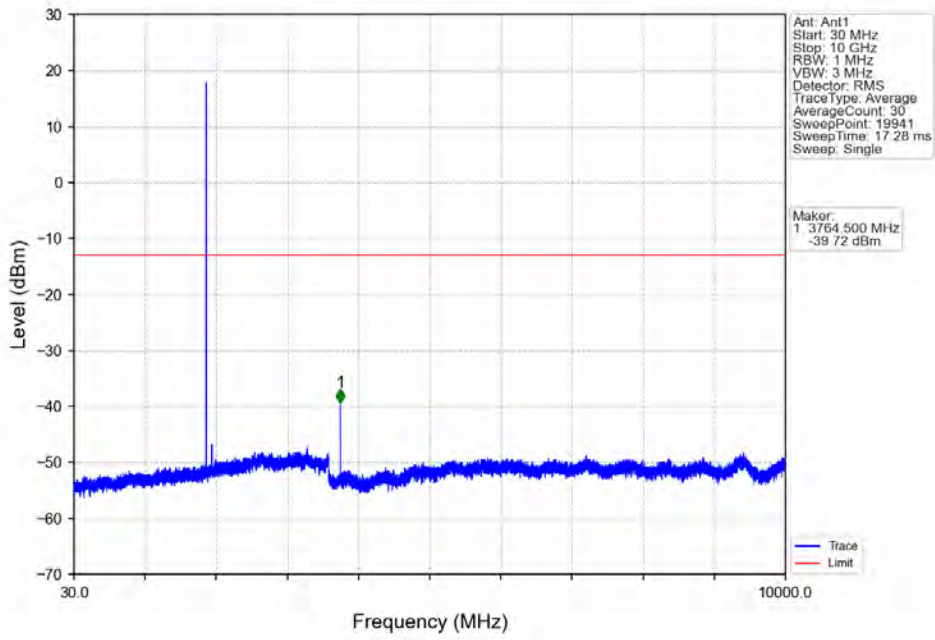


Band25_1.4MHz_16QAM_LCH_1850.7MHz_RB_6_0_NTNV

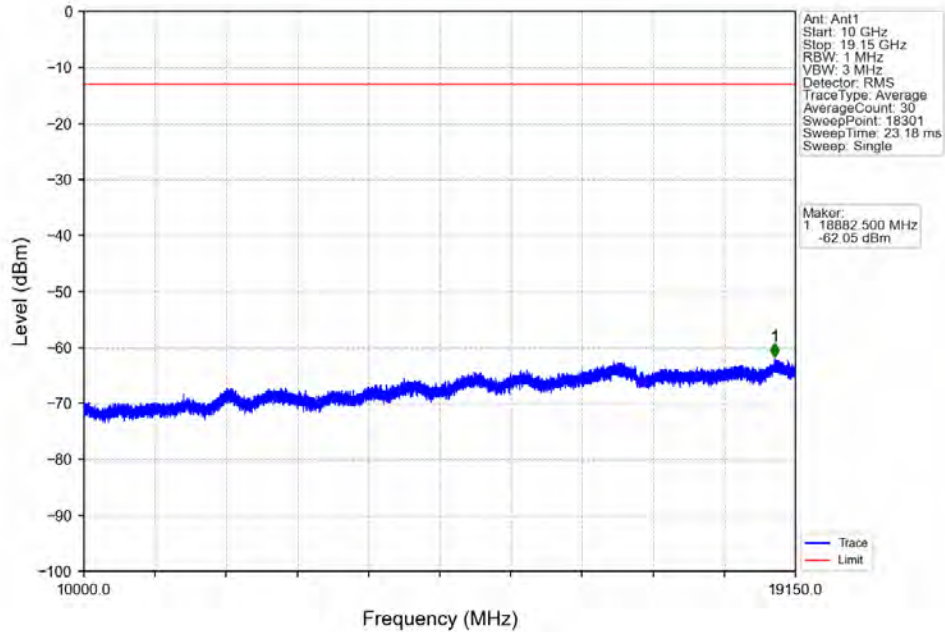


Start (MHz)	Stop (MHz)	RBW (MHz)	Method	Marker No	Freq (MHz)	Level (dBm)	Limit (dBm)	Result
1848.5	1849	1	/	1	1848.563	-51.20	-13	Pass
1849	1850	0.013	/	2	1849.985	-37.49	-13	Pass
1850	1851.5	0.013	/	/	/	/	/	/

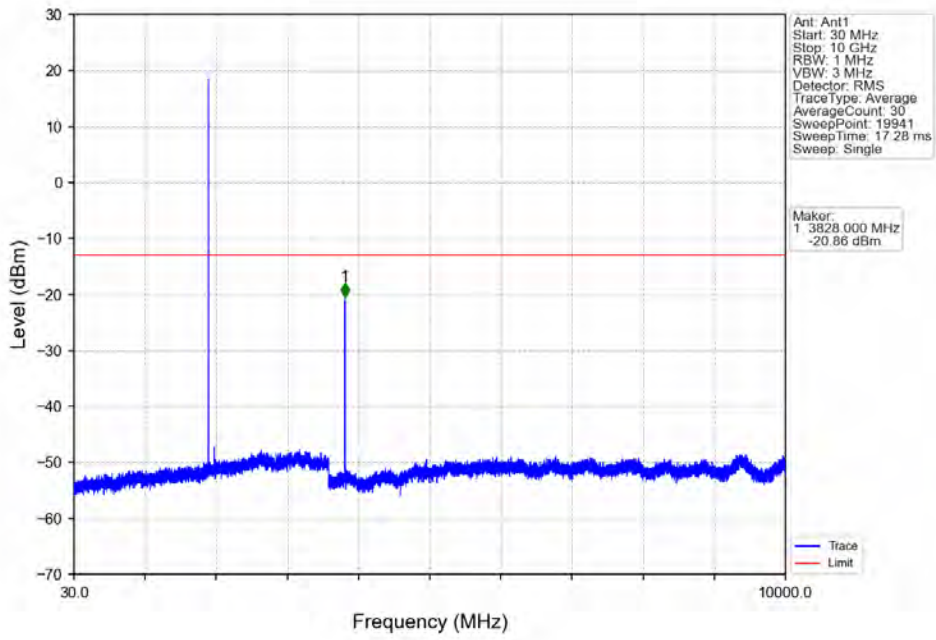
Band25_1.4MHz_16QAM_MCH_1882.5MHz_RB_1_0_NTNV



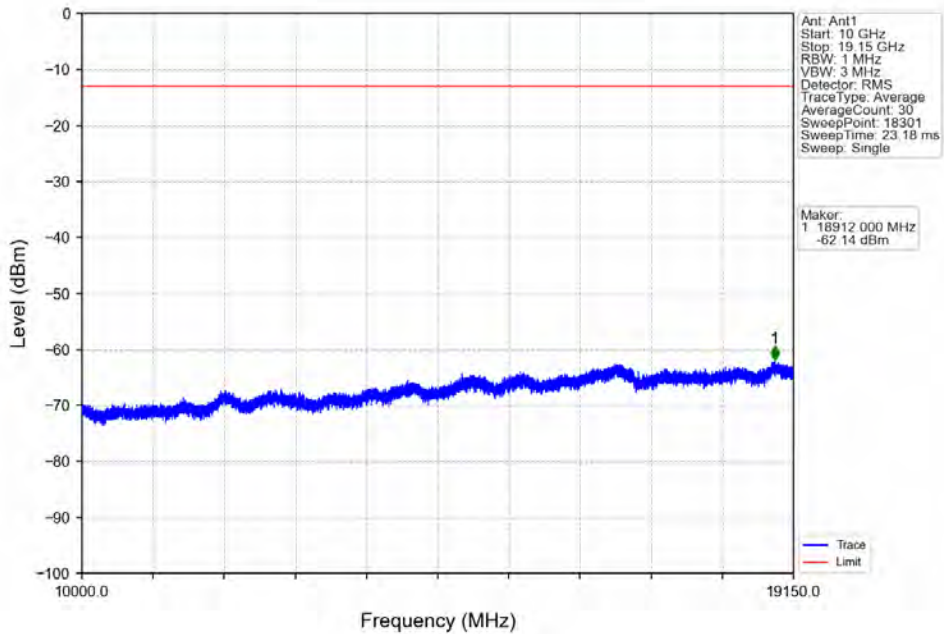
Band25_1.4MHz_16QAM_MCH_1882.5MHz_RB_1_0_NTNV



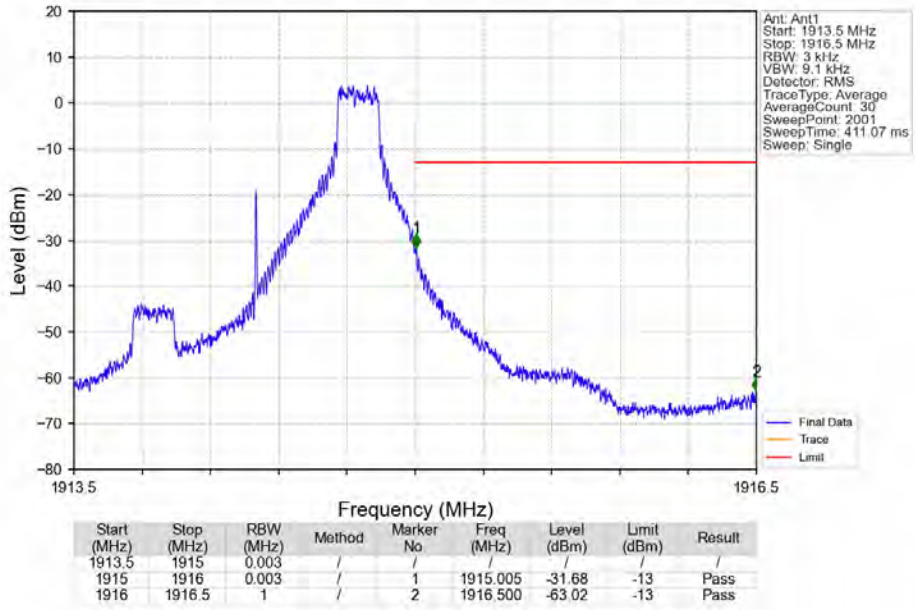
Band25_1.4MHz_16QAM_HCH_1914.3MHz_RB_1_0_NTNV



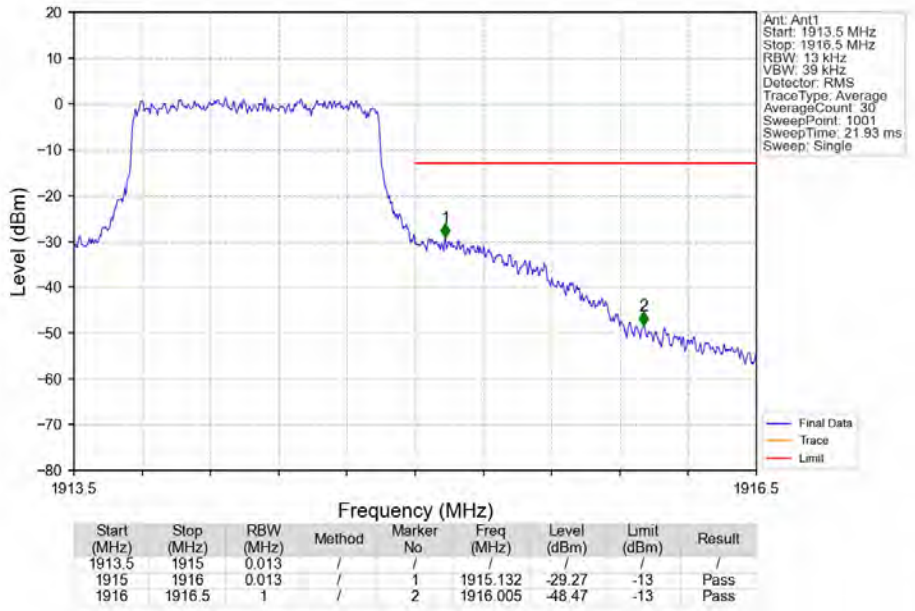
Band25_1.4MHz_16QAM_HCH_1914.3MHz_RB_1_0_NTNV



Band25_1.4MHz_16QAM_HCH_1914.3MHz_RB_1_5_NTNV



Band25_1.4MHz_16QAM_HCH_1914.3MHz_RB_6_0_NTNV

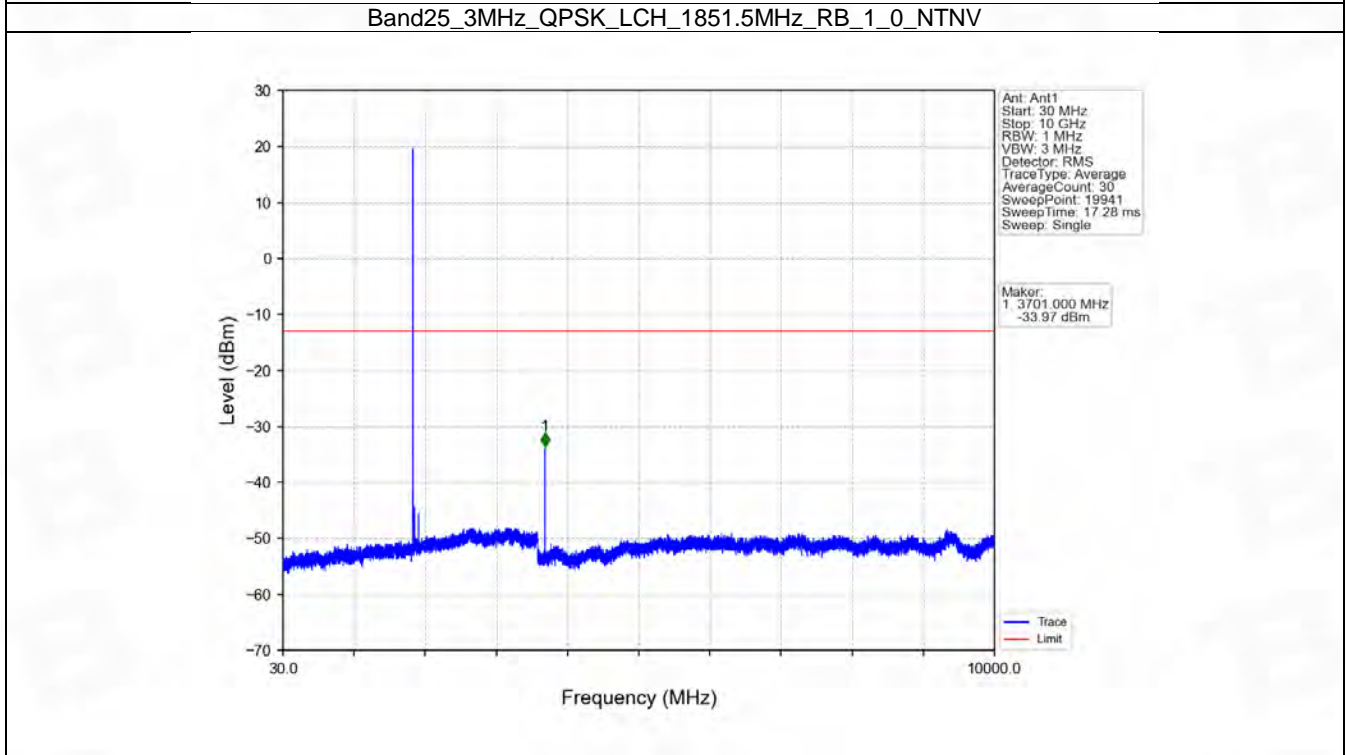
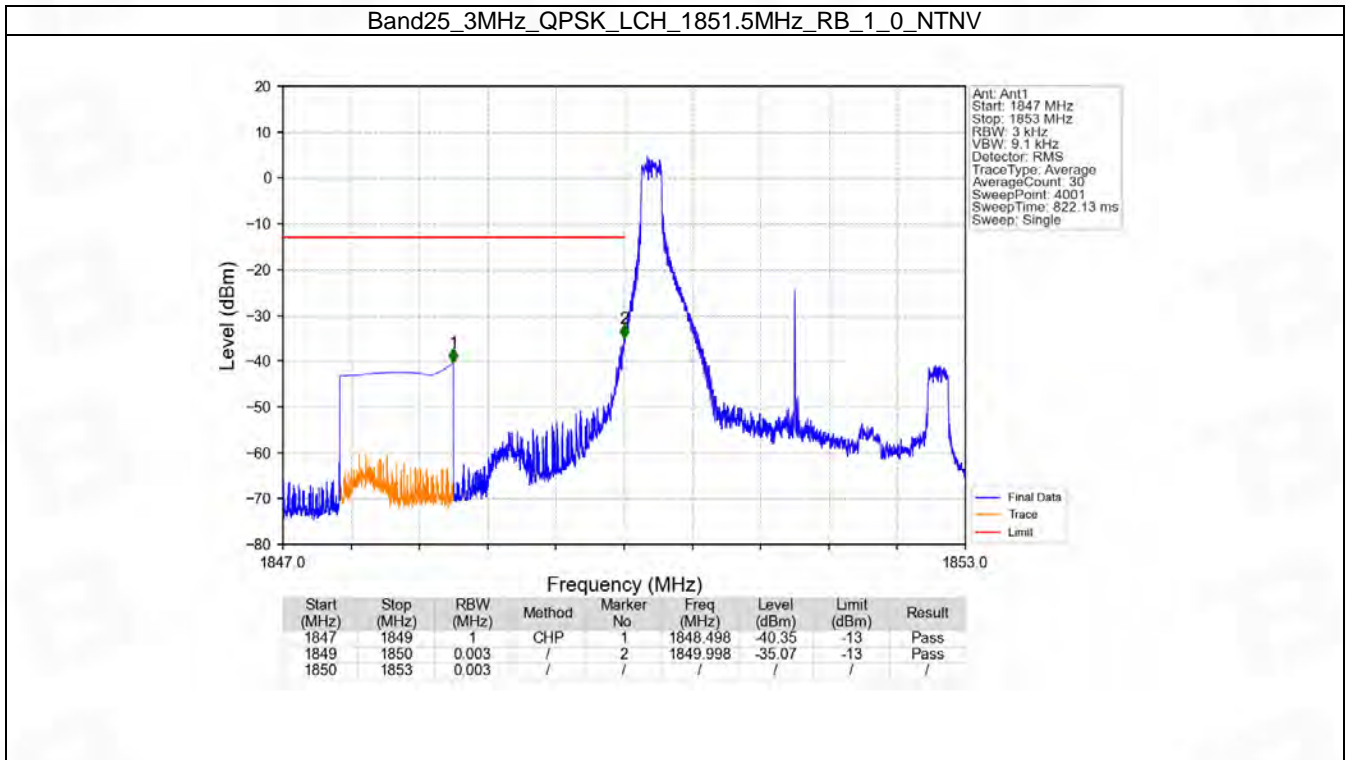


6.2 B25_3MHz

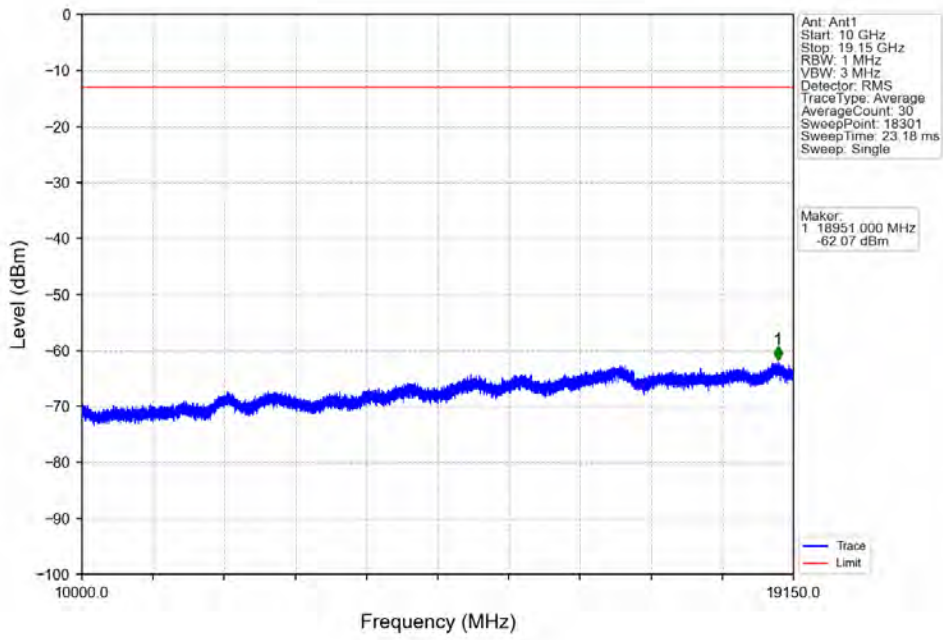
6.2.1 Test Result

Band: 25 / Bandwidth: 3MHz / NTV						
Modulation	Frequency (MHz)	RB Allocation		Spurious Emission		Verdict
		Size	Offset	Result	Limit	
QPSK	1851.5	1	0	Refer To Test Graph		Pass
		15	0	Refer To Test Graph		Pass
	1913.5	1	0	Refer To Test Graph		Pass
		1	14	Refer To Test Graph		Pass
		15	0	Refer To Test Graph		Pass
		15	0	Refer To Test Graph		Pass
16QAM	1851.5	1	0	Refer To Test Graph		Pass
		15	0	Refer To Test Graph		Pass
	1913.5	1	0	Refer To Test Graph		Pass
		1	14	Refer To Test Graph		Pass
		15	0	Refer To Test Graph		Pass
		15	0	Refer To Test Graph		Pass

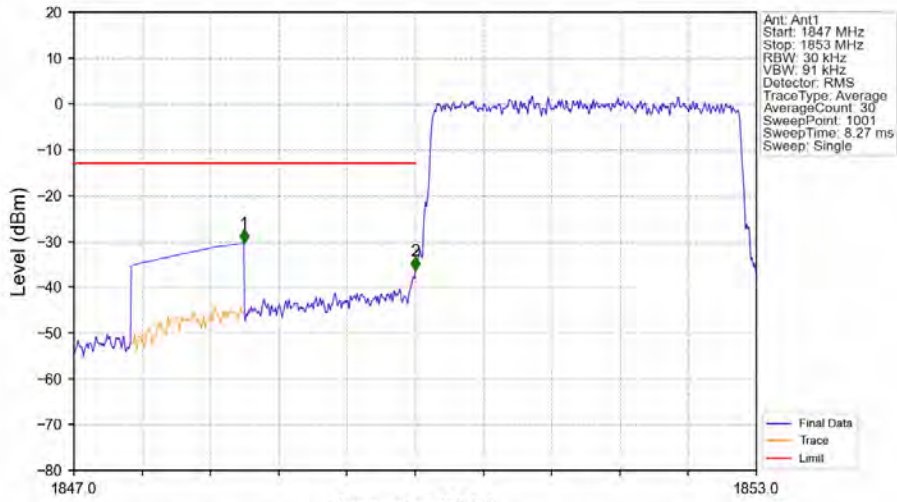
6.2.2 Test Graph



Band25_3MHz_QPSK_LCH_1851.5MHz_RB_1_0_NTNV

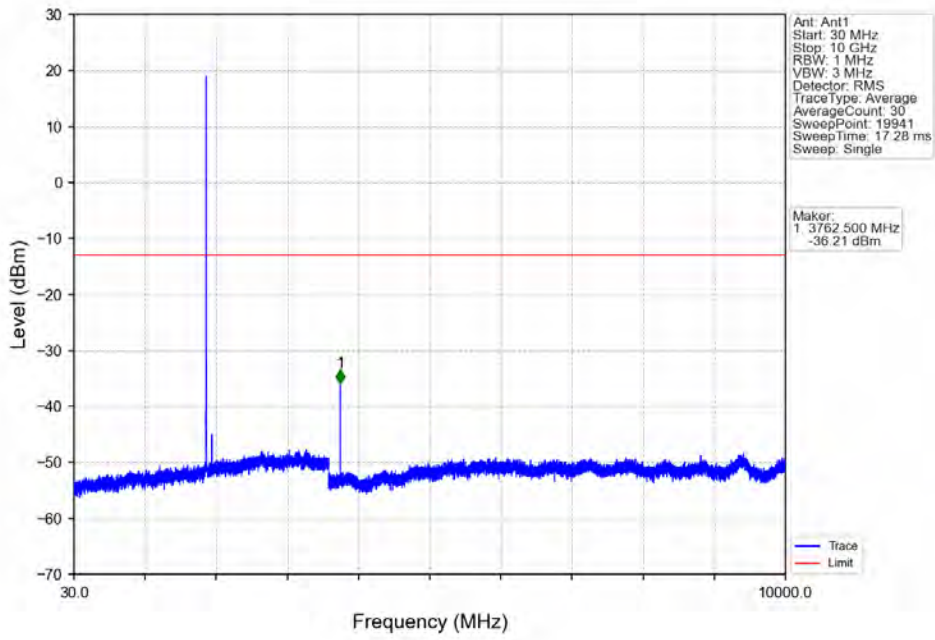


Band25_3MHz_QPSK_LCH_1851.5MHz_RB_15_0_NTNV

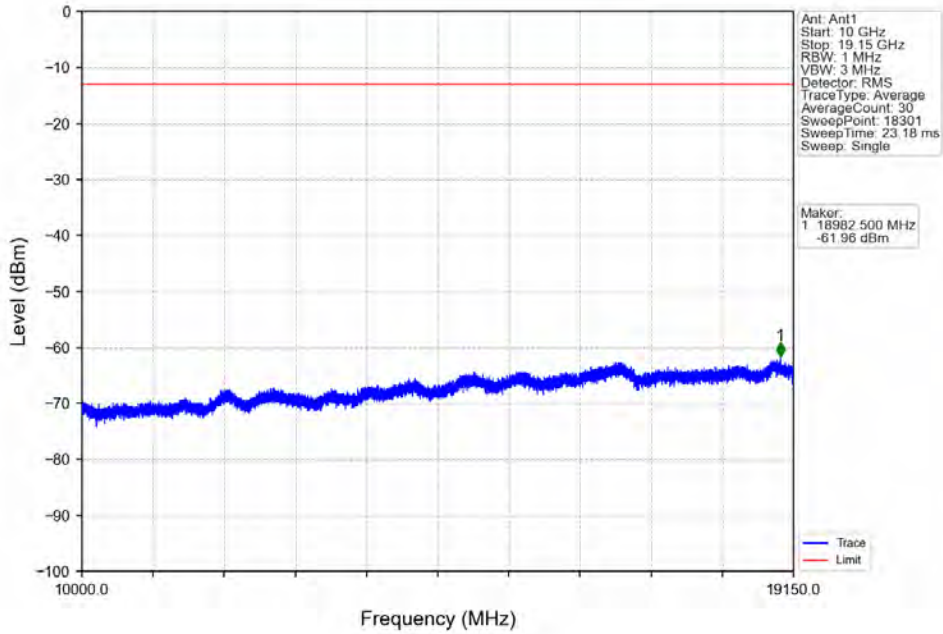


Start (MHz)	Stop (MHz)	RBW (MHz)	Method	Marker No	Freq (MHz)	Level (dBm)	Limit (dBm)	Result
1847	1849	1	CHP	1	1848.494	-30.43	-13	Pass
1849	1850	0.03	/	2	1850.000	-36.43	-13	Pass
1850	1853	0.03	/	/	/	/	/	/

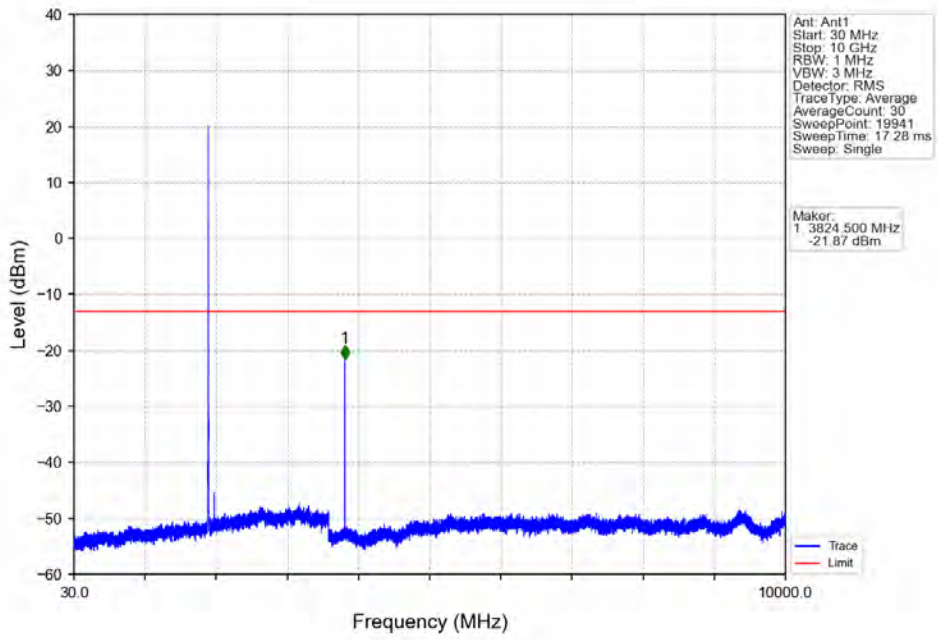
Band25_3MHz_QPSK_MCH_1882.5MHz_RB_1_0_NTNV



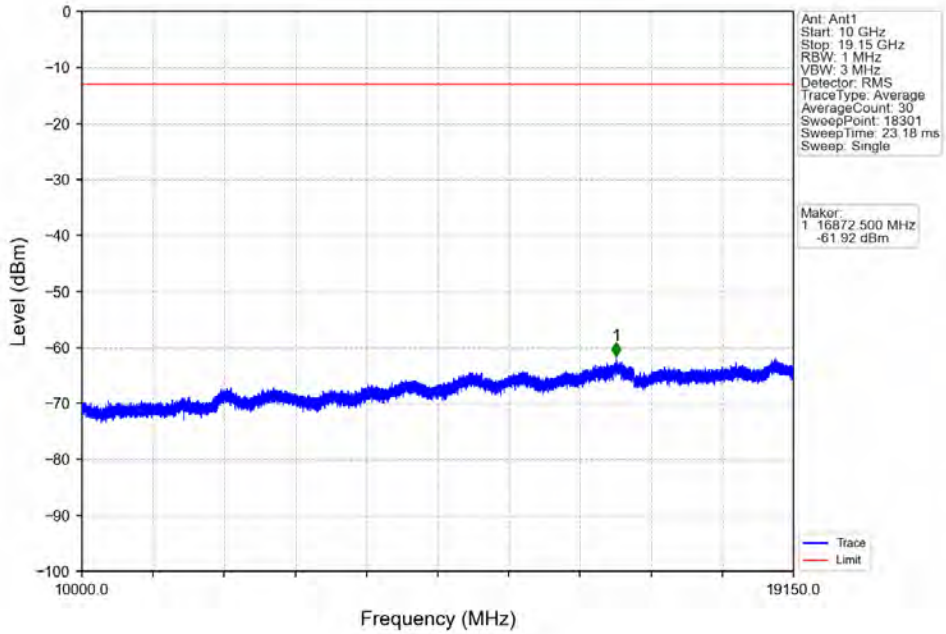
Band25_3MHz_QPSK_MCH_1882.5MHz_RB_1_0_NTNV



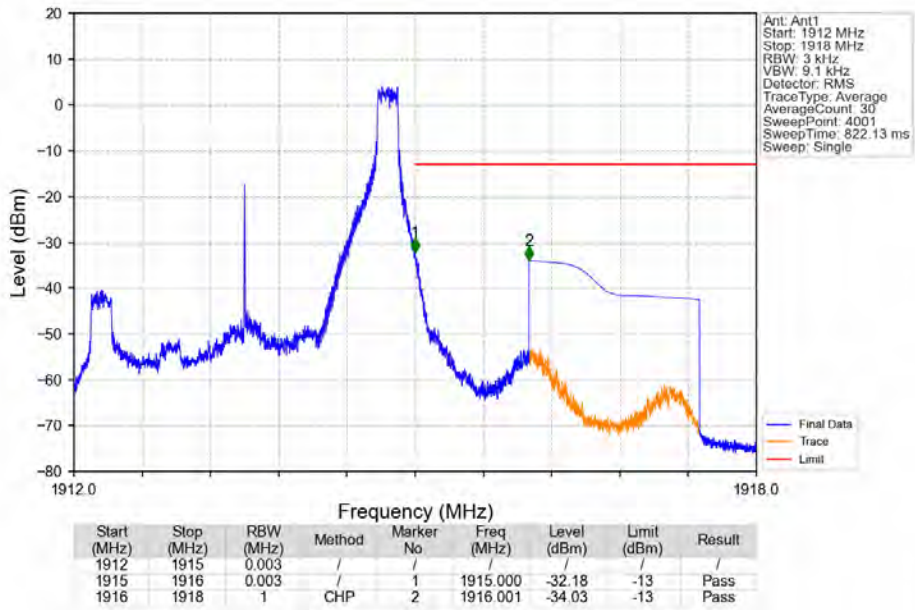
Band25_3MHz_QPSK_HCH_1913.5MHz_RB_1_0_NTNV



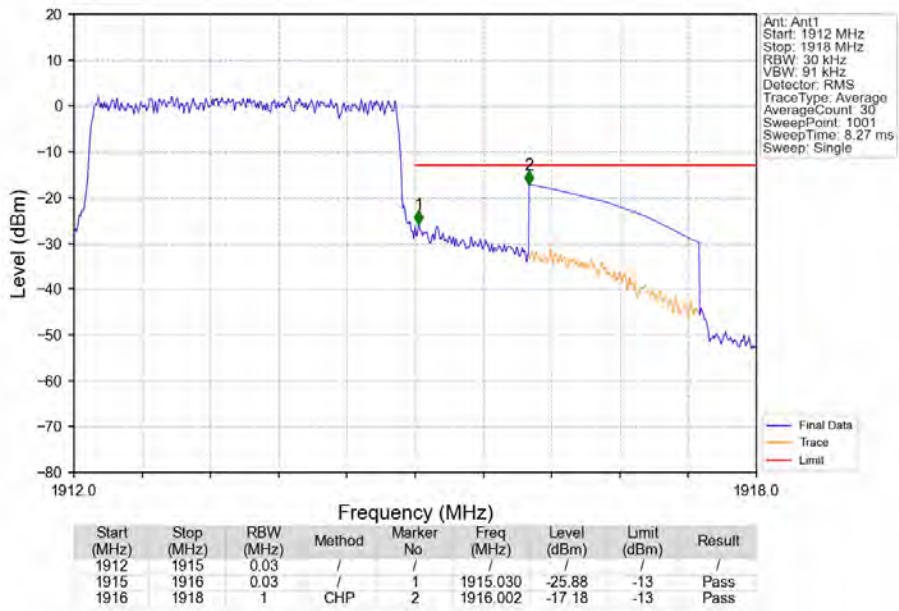
Band25_3MHz_QPSK_HCH_1913.5MHz_RB_1_0_NTNV



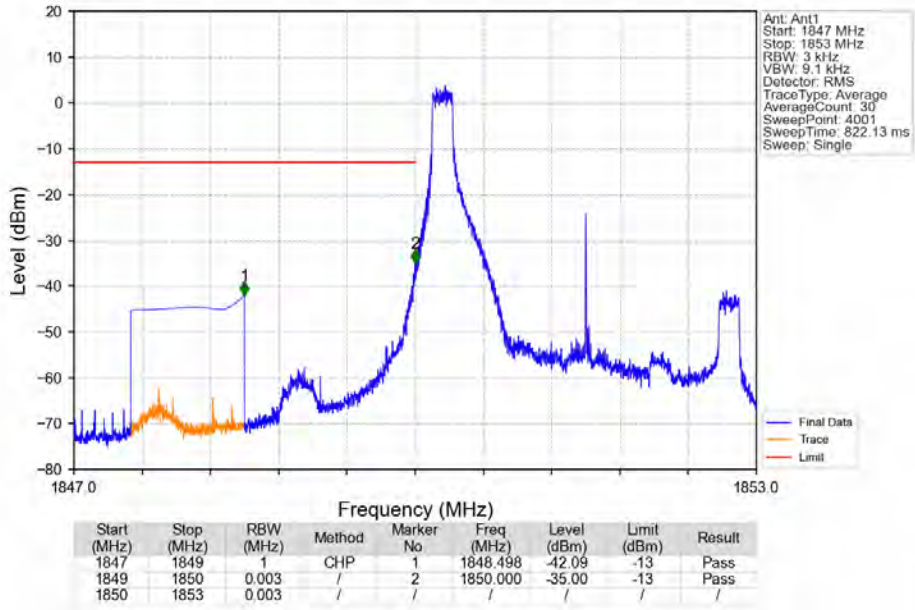
Band25_3MHz_QPSK_HCH_1913.5MHz_RB_1_14_NTV



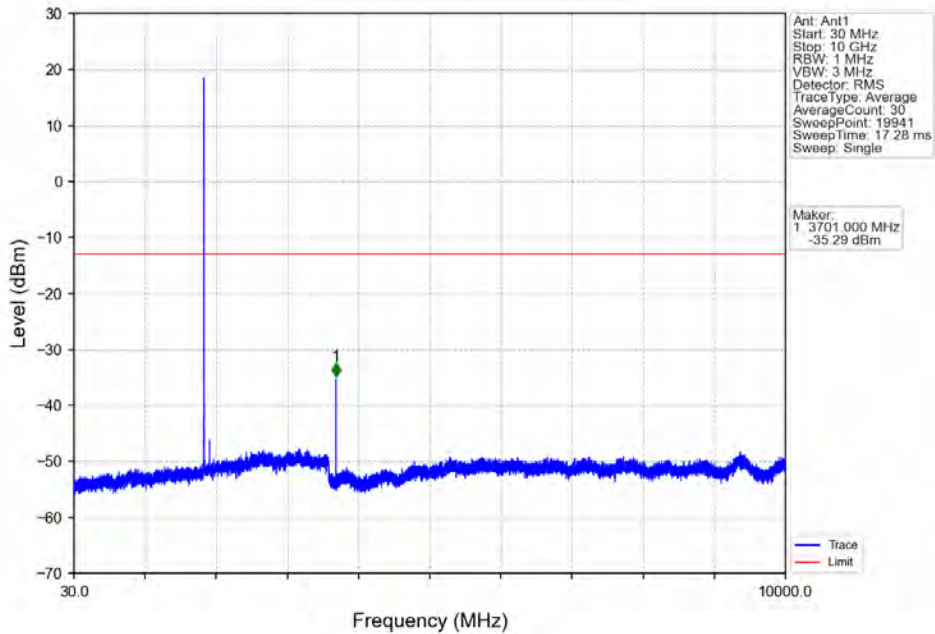
Band25_3MHz_QPSK_HCH_1913.5MHz_RB_15_0_NTV



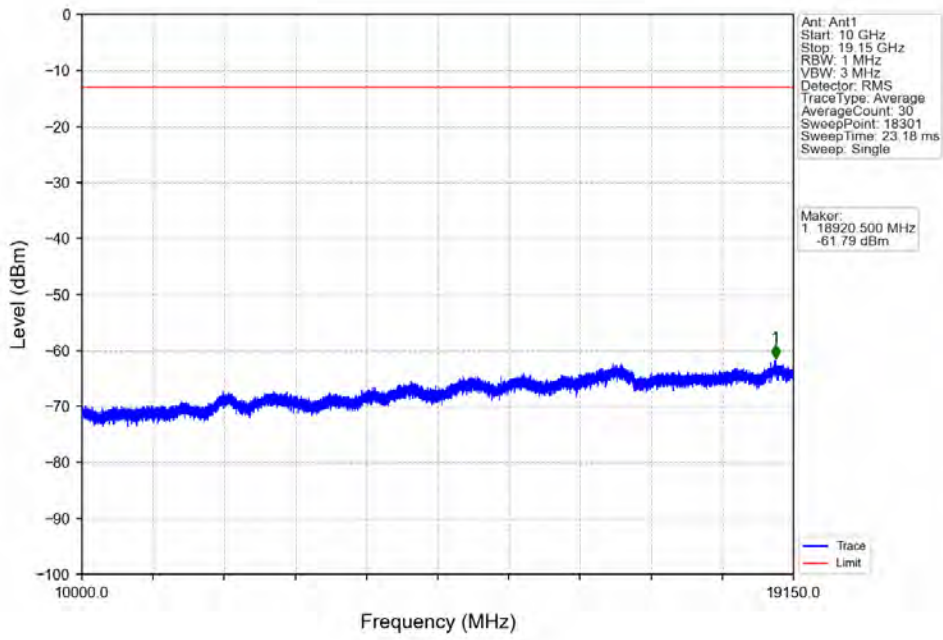
Band25_3MHz_16QAM_LCH_1851.5MHz_RB_1_0_NTNV



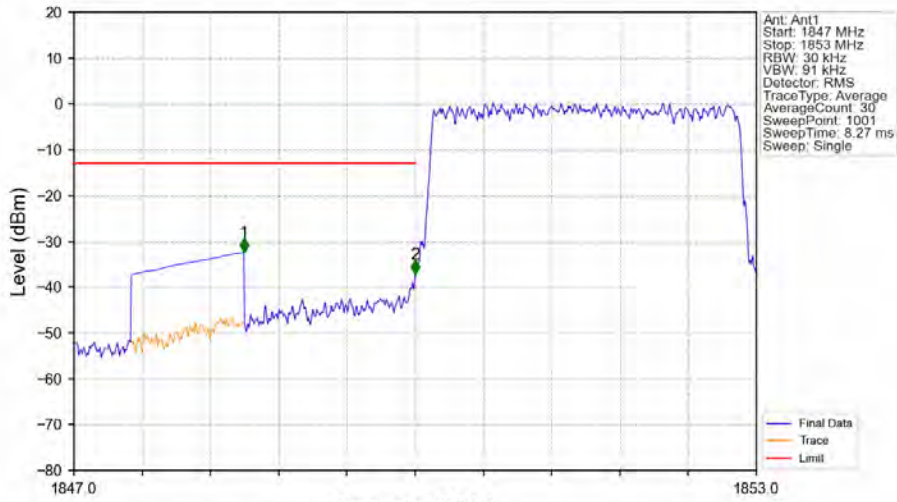
Band25_3MHz_16QAM_LCH_1851.5MHz_RB_1_0_NTNV



Band25_3MHz_16QAM_LCH_1851.5MHz_RB_1_0_NTNV

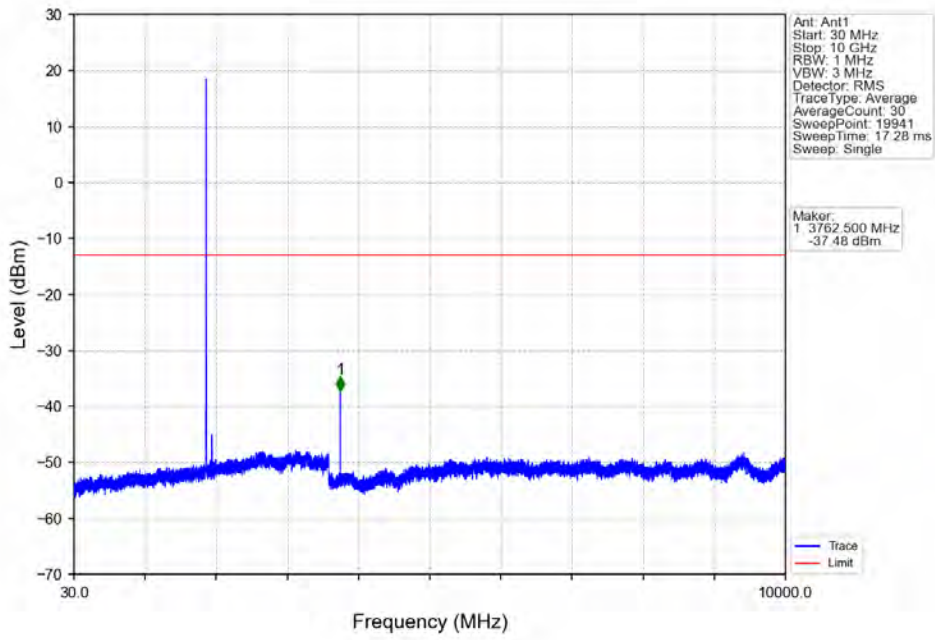


Band25_3MHz_16QAM_LCH_1851.5MHz_RB_15_0_NTNV

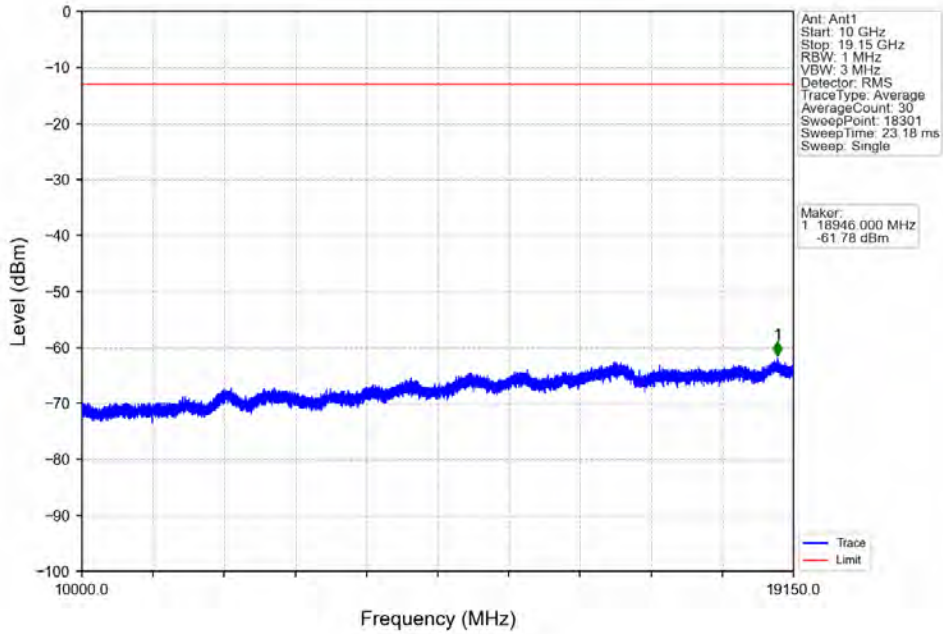


Start (MHz)	Stop (MHz)	RBW (MHz)	Method	Marker No	Freq (MHz)	Level (dBm)	Limit (dBm)	Result
1847	1849	1	CHP	1	1848.494	-32.36	-13	Pass
1849	1850	0.03	/	2	1850.000	-37.21	-13	Pass
1850	1853	0.03	/	/	/	/	/	/

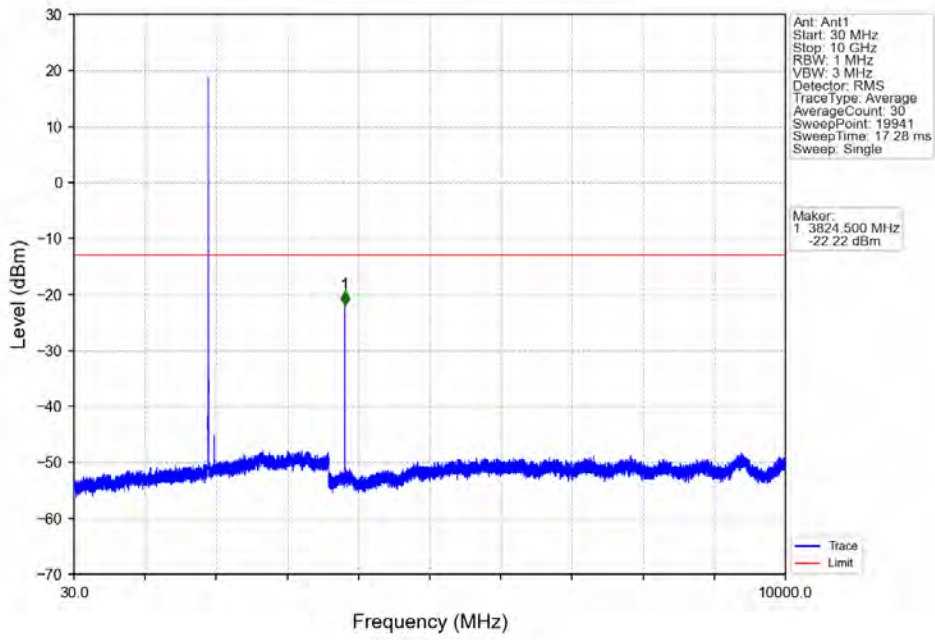
Band25_3MHz_16QAM_MCH_1882.5MHz_RB_1_0_NTNV



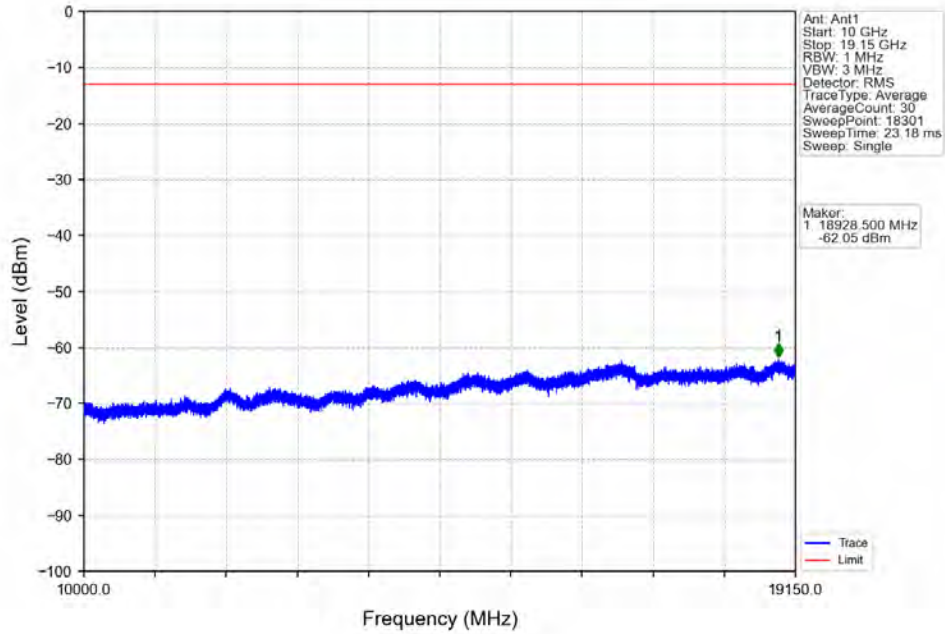
Band25_3MHz_16QAM_MCH_1882.5MHz_RB_1_0_NTNV



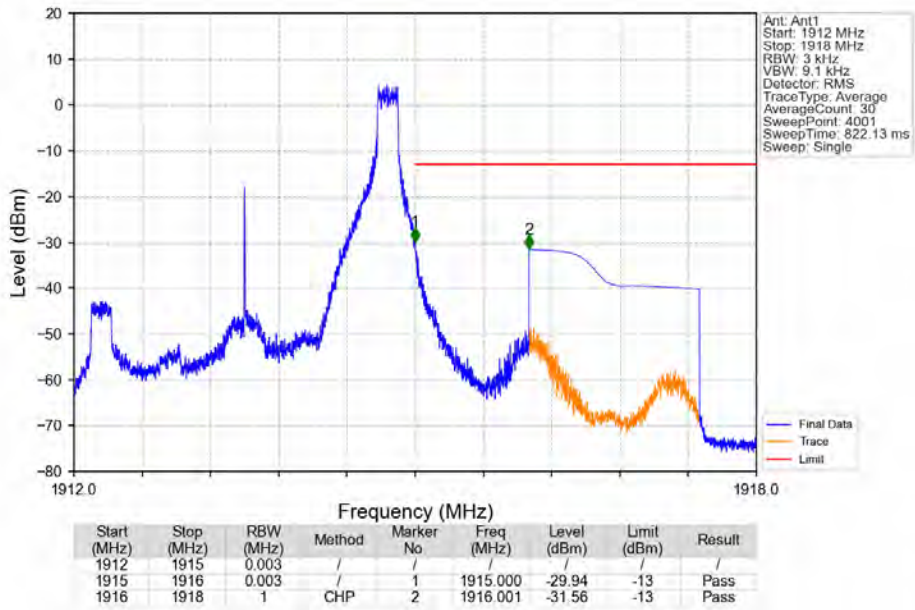
Band25_3MHz_16QAM_HCH_1913.5MHz_RB_1_0_NTNV



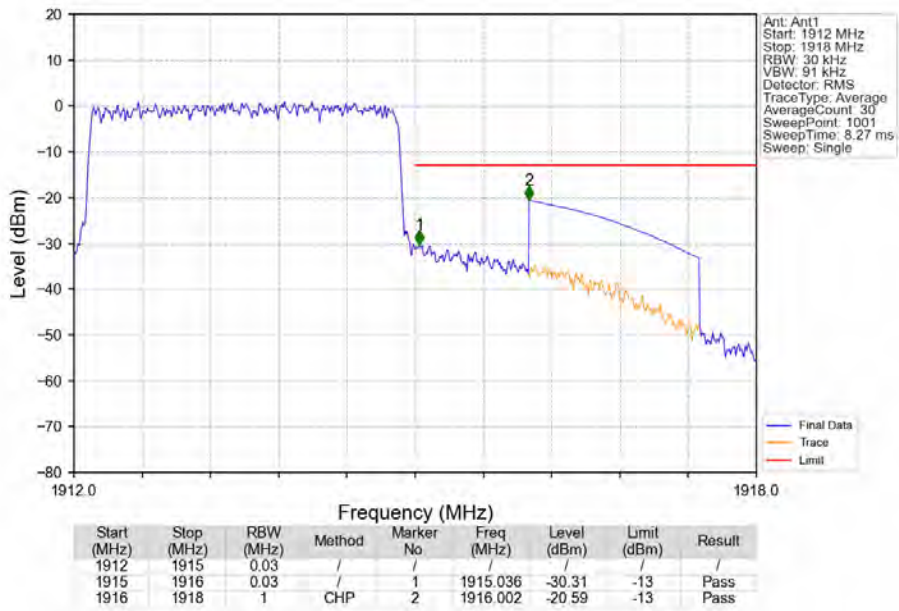
Band25_3MHz_16QAM_HCH_1913.5MHz_RB_1_0_NTNV



Band25_3MHz_16QAM_HCH_1913.5MHz_RB_1_14_NTNV



Band25_3MHz_16QAM_HCH_1913.5MHz_RB_15_0_NTNV

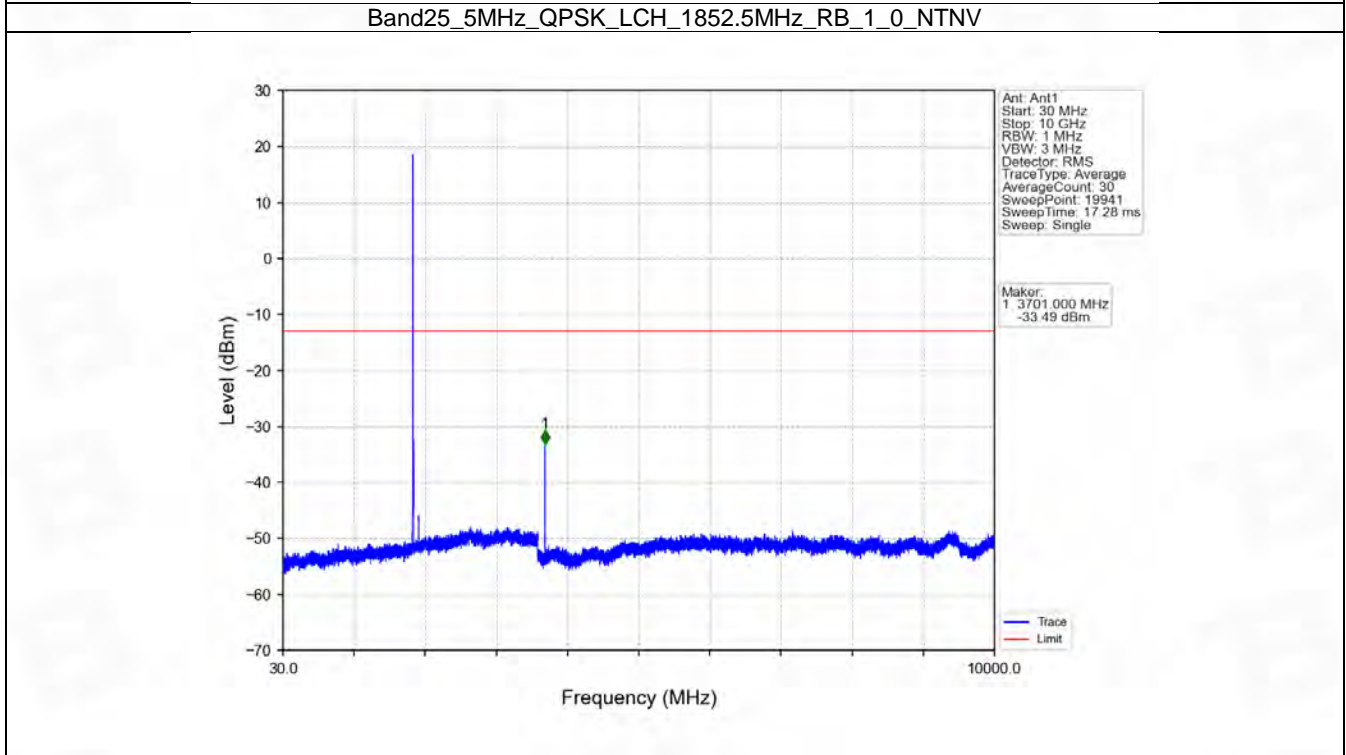
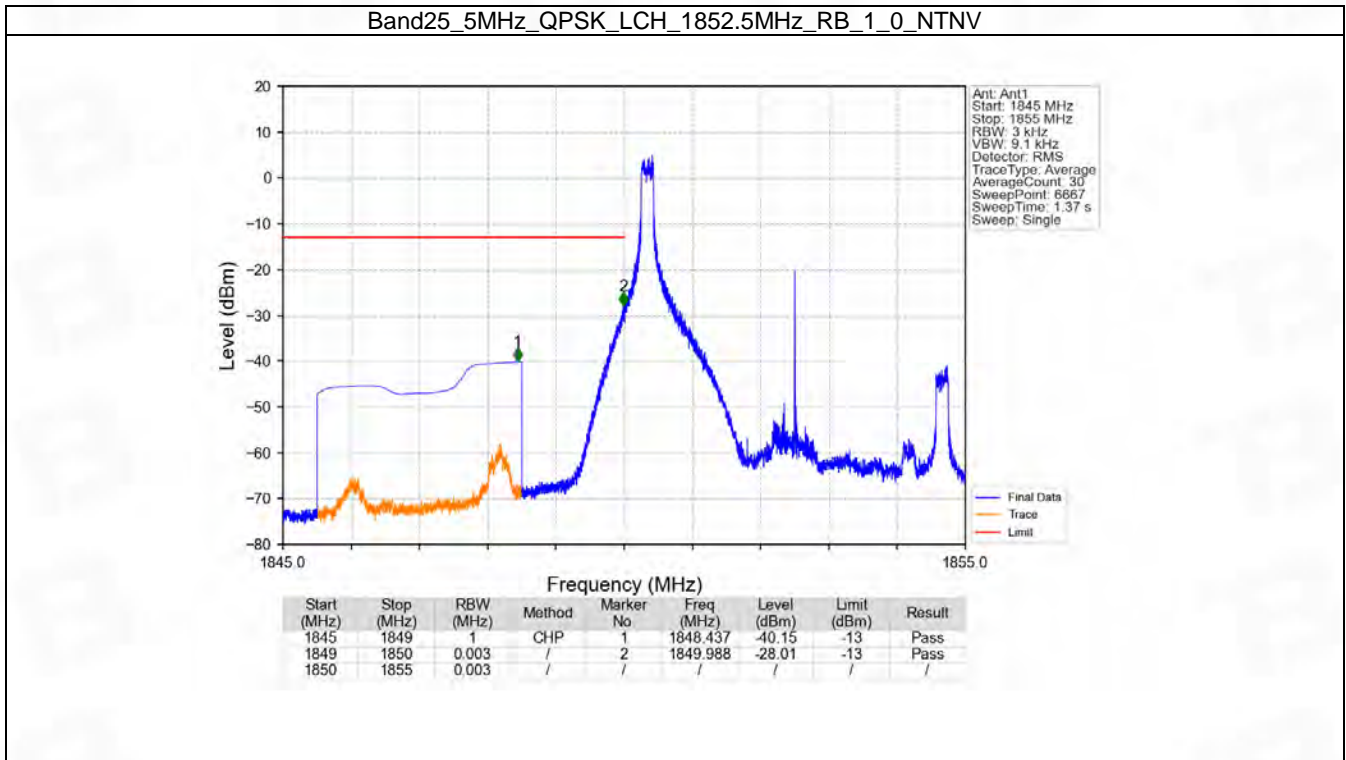


6.3 B25_5MHz

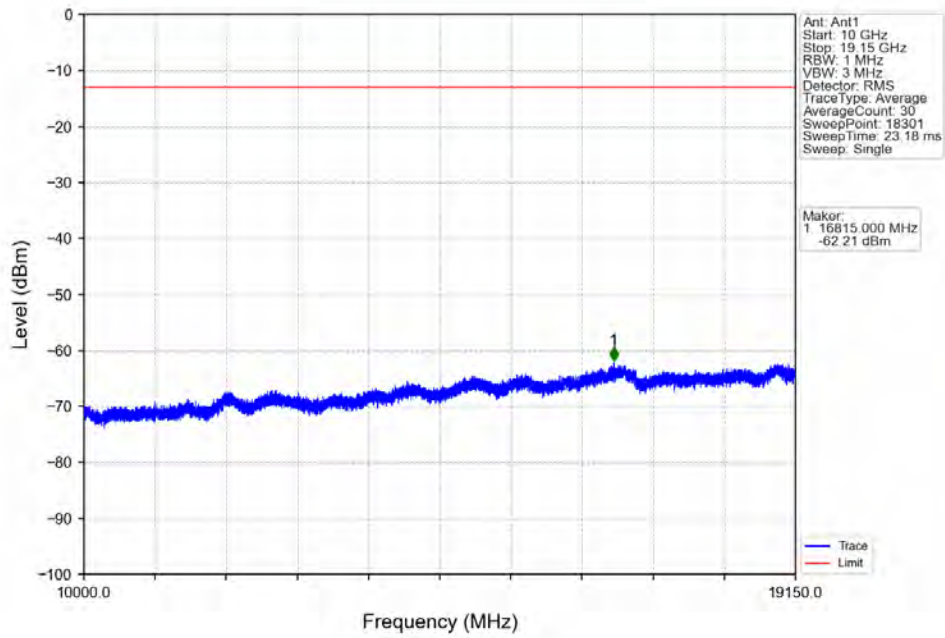
6.3.1 Test Result

Band: 25 / Bandwidth: 5MHz / NTV						
Modulation	Frequency (MHz)	RB Allocation		Spurious Emission		Verdict
		Size	Offset	Result	Limit	
QPSK	1852.5	1	0	Refer To Test Graph		Pass
		25	0	Refer To Test Graph		Pass
	1912.5	1	0	Refer To Test Graph		Pass
			24	Refer To Test Graph		Pass
		25	0	Refer To Test Graph		Pass
			0	Refer To Test Graph		Pass
16QAM	1852.5	1	0	Refer To Test Graph		Pass
		25	0	Refer To Test Graph		Pass
	1912.5	1	0	Refer To Test Graph		Pass
			24	Refer To Test Graph		Pass
		25	0	Refer To Test Graph		Pass
			0	Refer To Test Graph		Pass

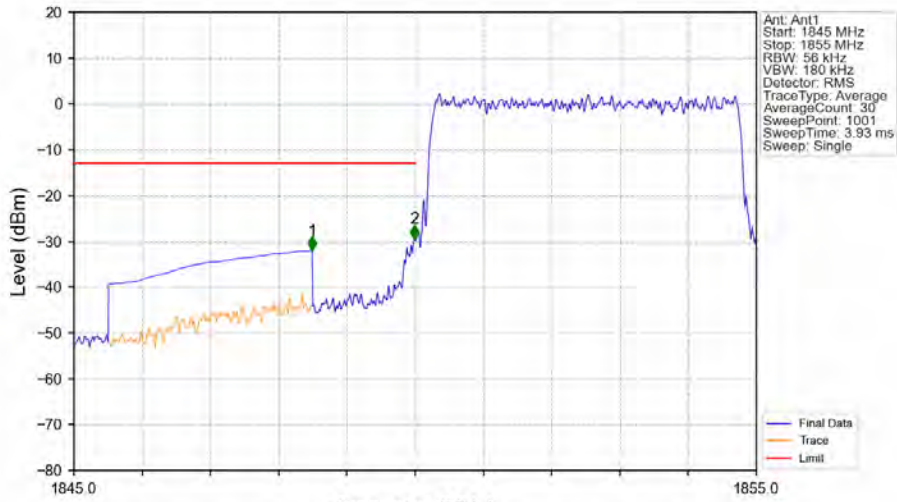
6.3.2 Test Graph



Band25_5MHz_QPSK_LCH_1852.5MHz_RB_1_0_NTNV

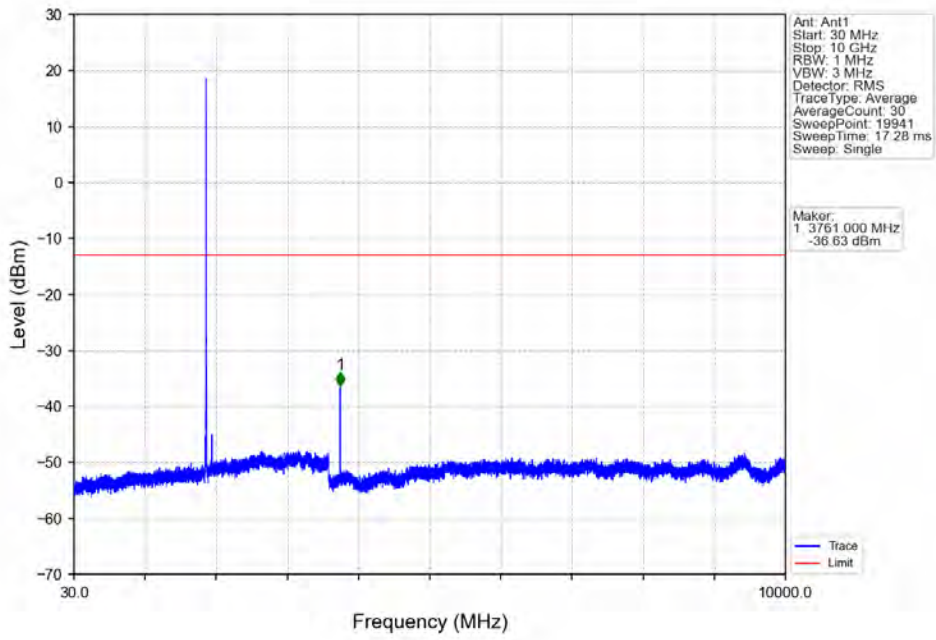


Band25_5MHz_QPSK_LCH_1852.5MHz_RB_25_0_NTNV

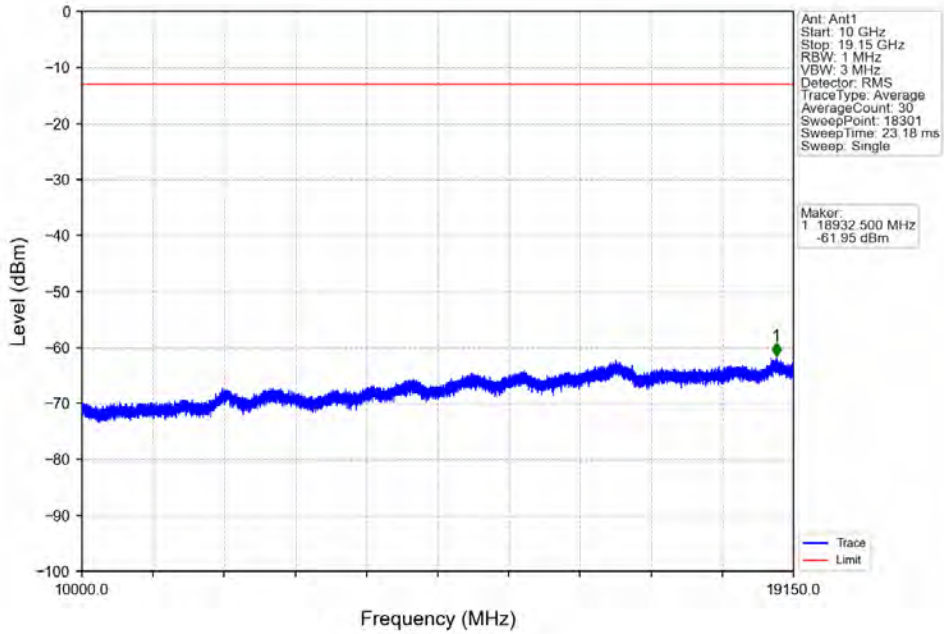


Start (MHz)	Stop (MHz)	RBW (MHz)	Method	Marker No	Freq (MHz)	Level (dBm)	Limit (dBm)	Result
1845	1849	1	CHP	1	1848.490	-32.00	-13	Pass
1849	1850	0.056	/	2	1849.990	-29.49	-13	Pass
1850	1855	0.056	/	/	/	/	/	/

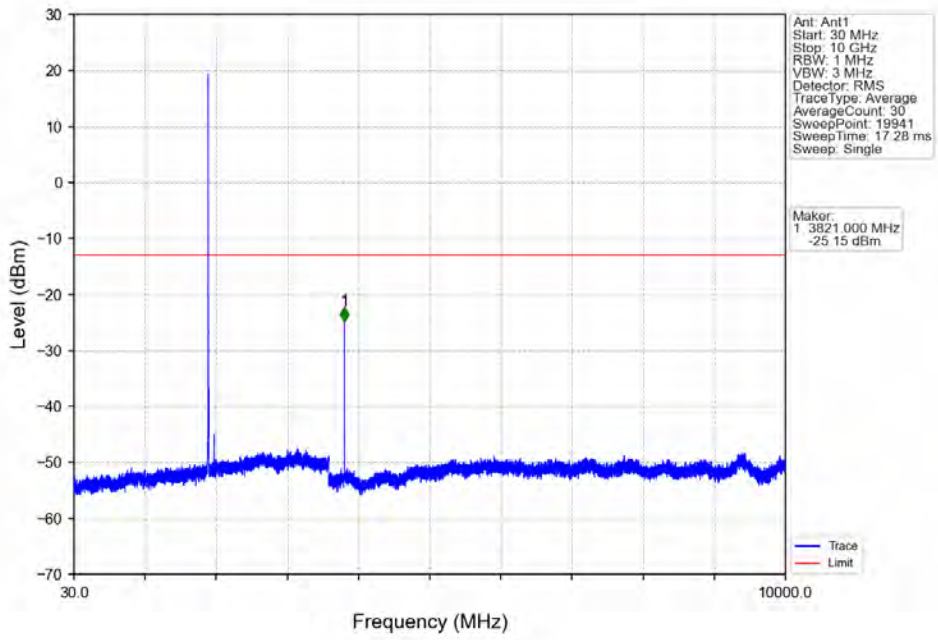
Band25_5MHz_QPSK_MCH_1882.5MHz_RB_1_0_NTNV



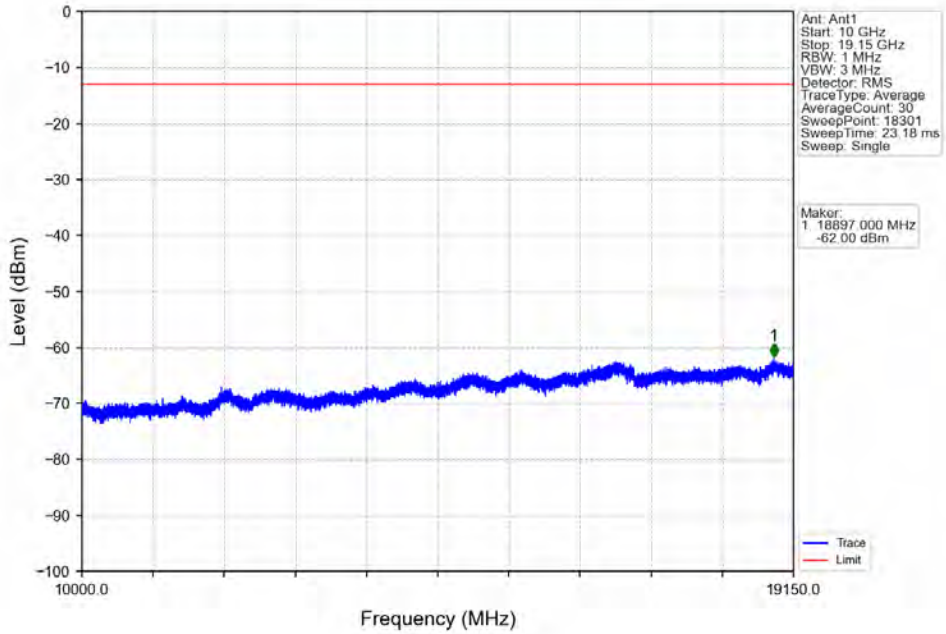
Band25_5MHz_QPSK_MCH_1882.5MHz_RB_1_0_NTNV



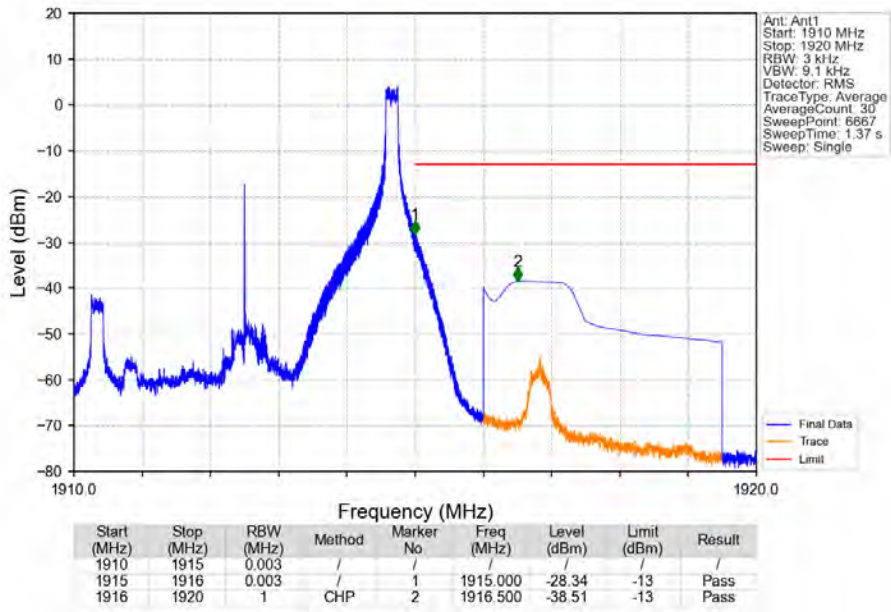
Band25_5MHz_QPSK_HCH_1912.5MHz_RB_1_0_NTNV



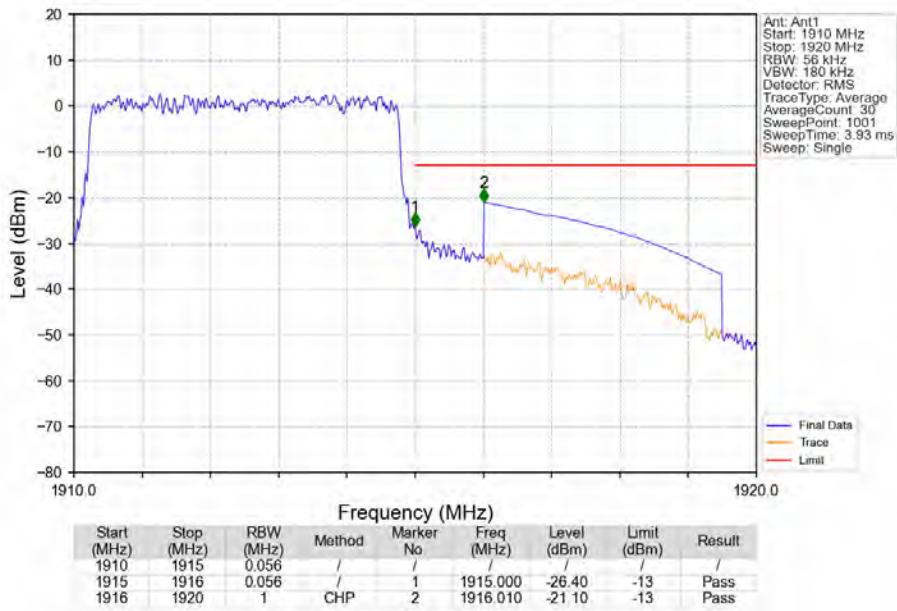
Band25_5MHz_QPSK_HCH_1912.5MHz_RB_1_0_NTNV



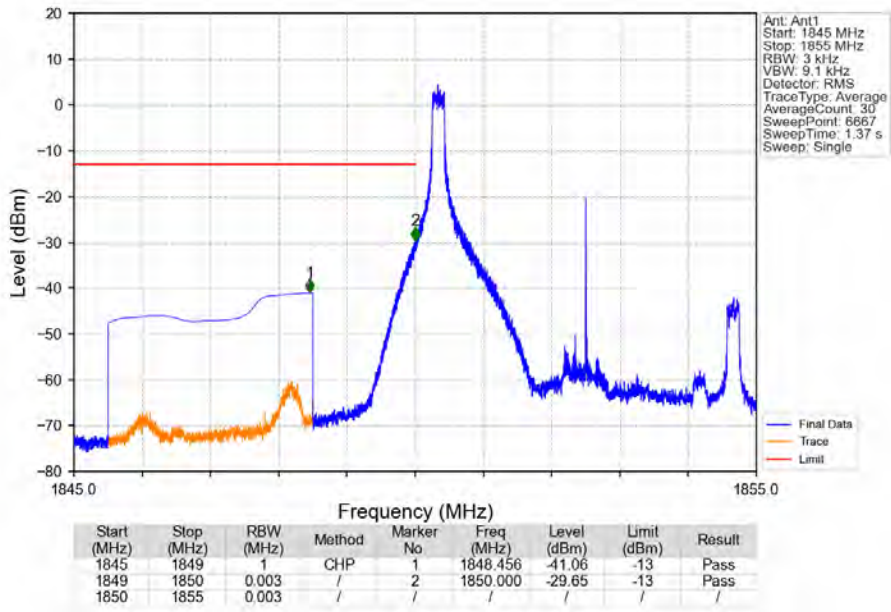
Band25_5MHz_QPSK_HCH_1912.5MHz_RB_1_24_NTV



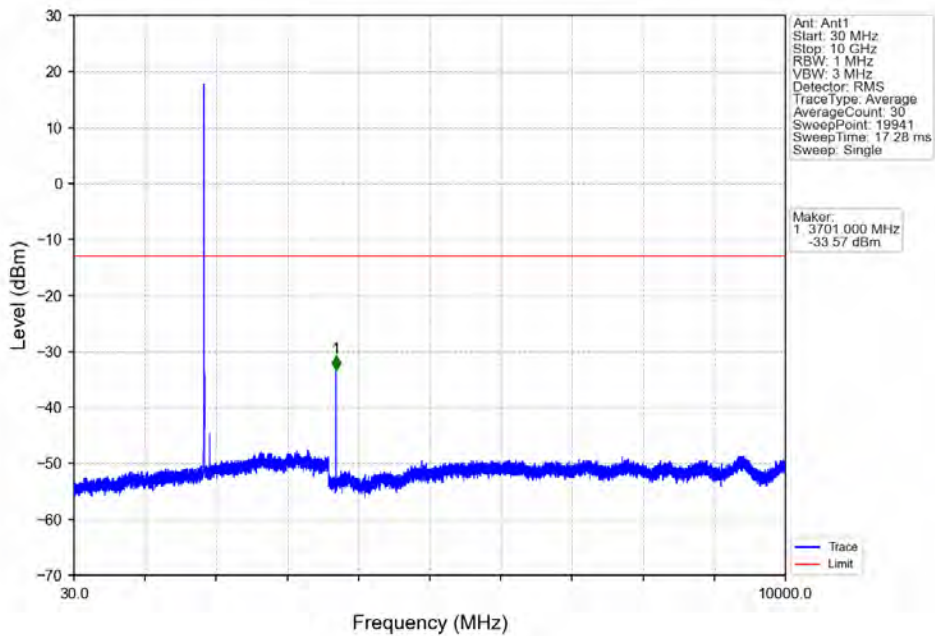
Band25_5MHz_QPSK_HCH_1912.5MHz_RB_25_0_NTV



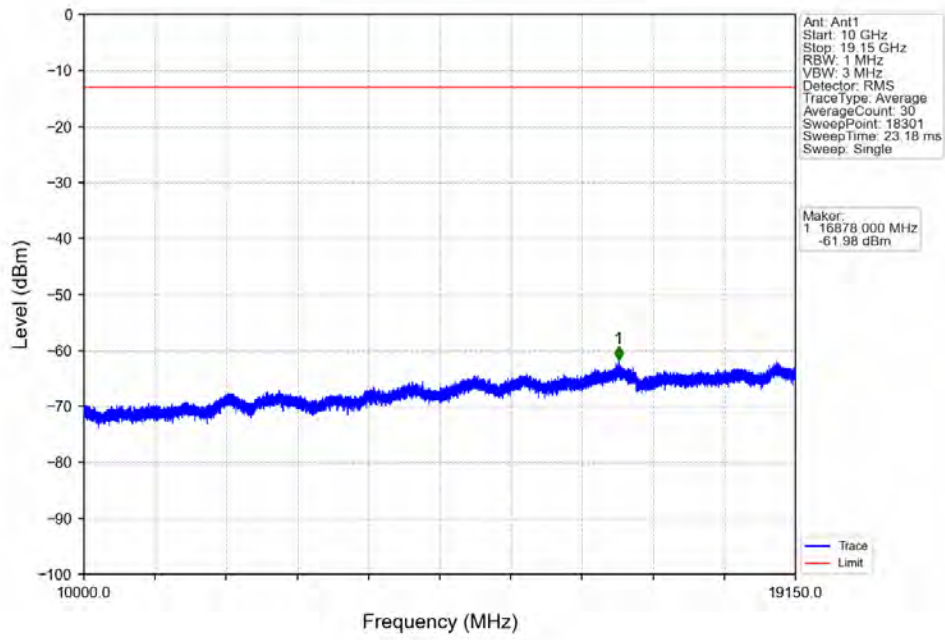
Band25_5MHz_16QAM_LCH_1852.5MHz_RB_1_0_NTV



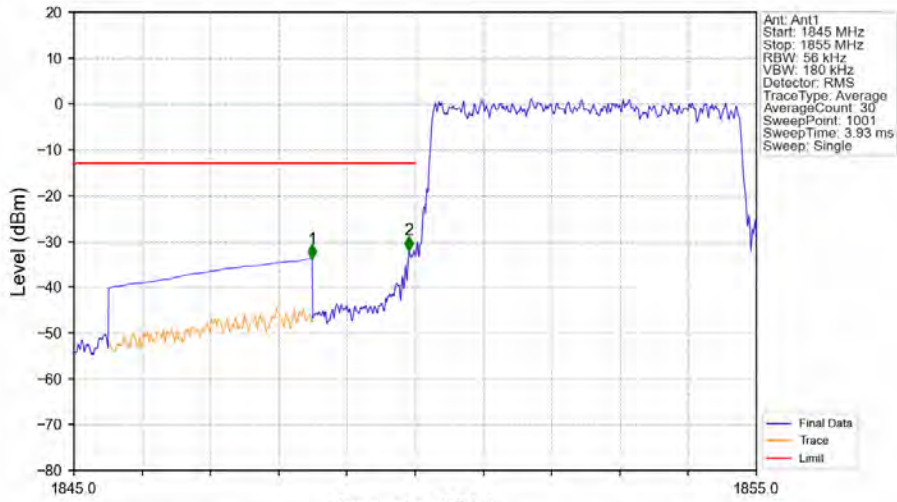
Band25_5MHz_16QAM_LCH_1852.5MHz_RB_1_0_NTV



Band25_5MHz_16QAM_LCH_1852.5MHz_RB_1_0_NTNV

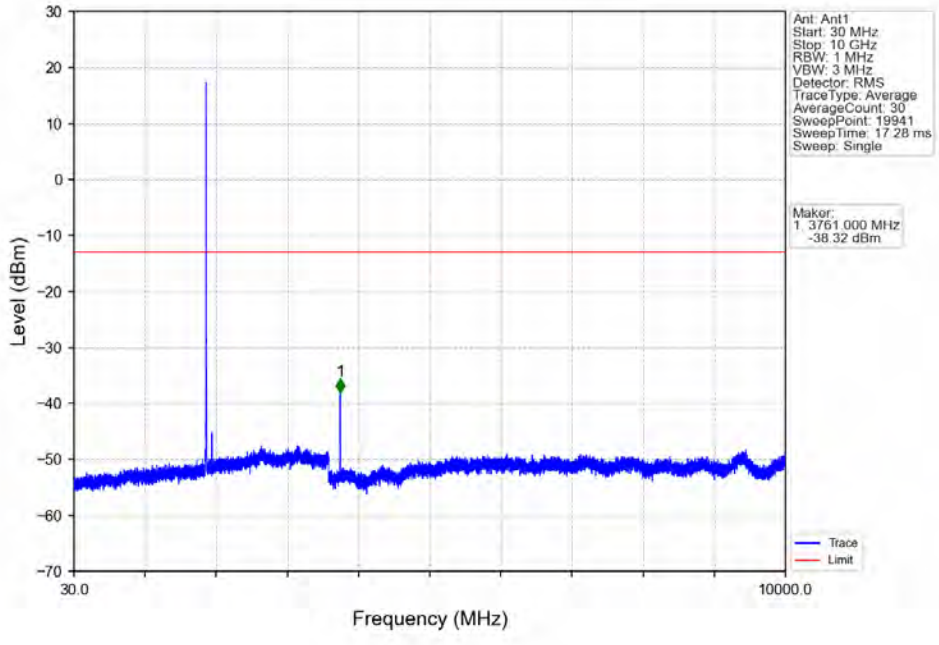


Band25_5MHz_16QAM_LCH_1852.5MHz_RB_25_0_NTNV

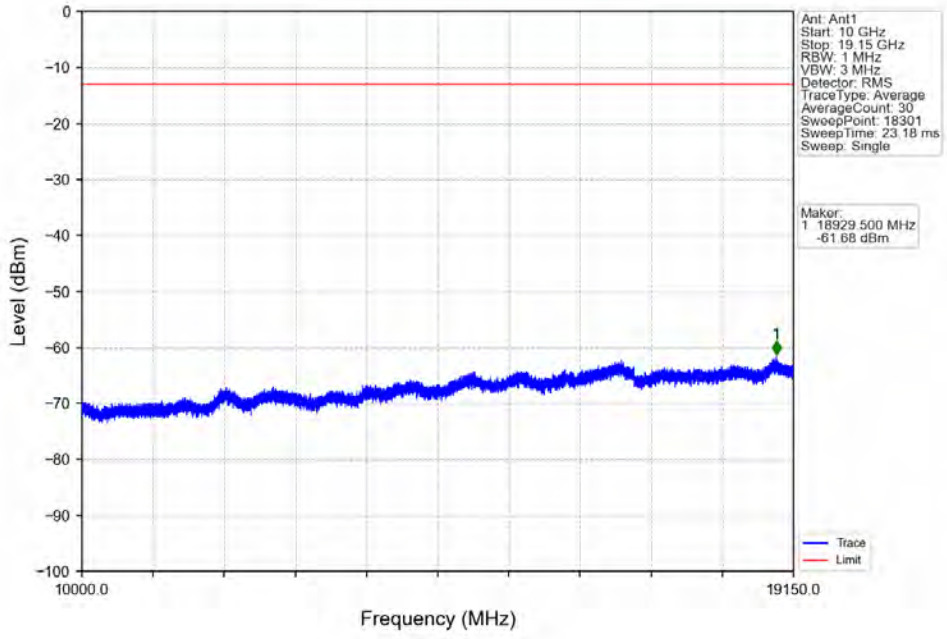


Start (MHz)	Stop (MHz)	RBW (MHz)	Method	Marker No	Freq (MHz)	Level (dBm)	Limit (dBm)	Result
1845	1849	1	CHP	1	1848.490	-33.79	-13	Pass
1849	1850	0.056	/	2	1849.910	-31.96	-13	Pass
1850	1855	0.056	/	/	/	/	/	/

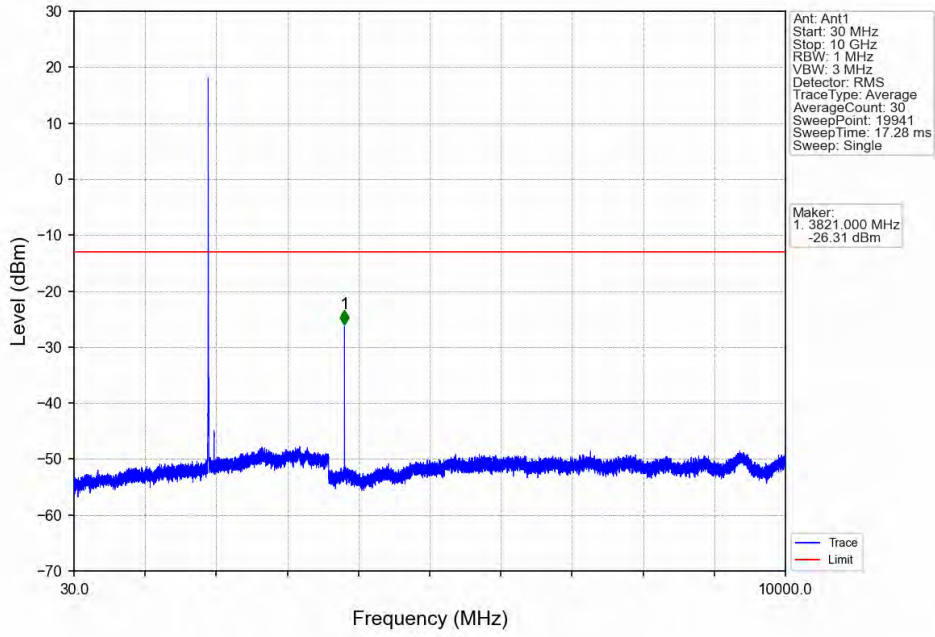
Band25_5MHz_16QAM_MCH_1882.5MHz_RB_1_0_NTNV



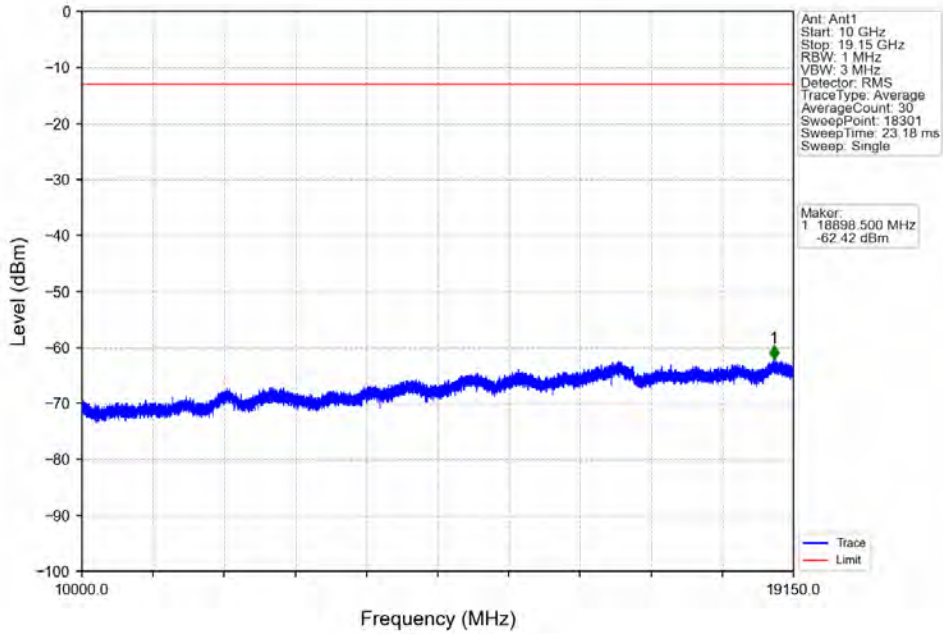
Band25_5MHz_16QAM_MCH_1882.5MHz_RB_1_0_NTNV



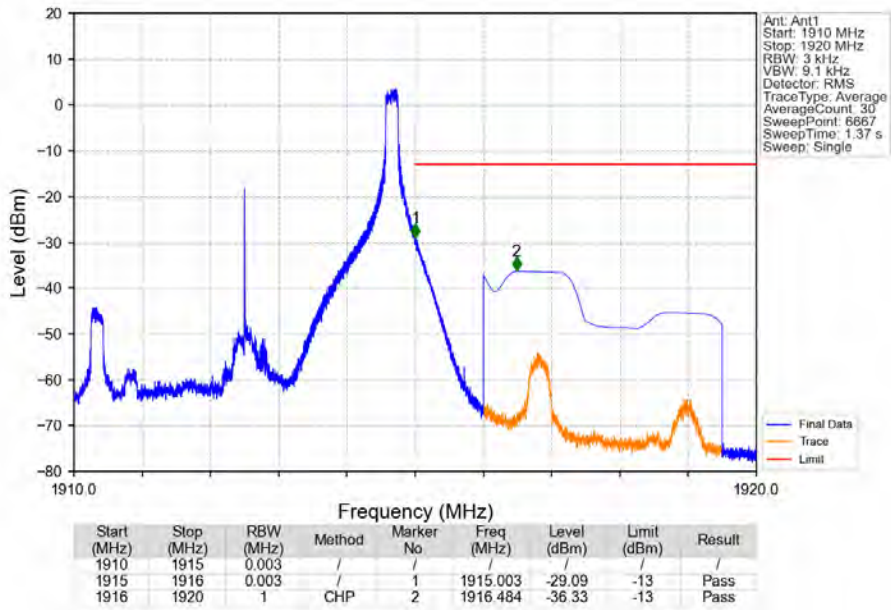
Band25_5MHz_16QAM_HCH_1912.5MHz_RB_1_0_NTNV



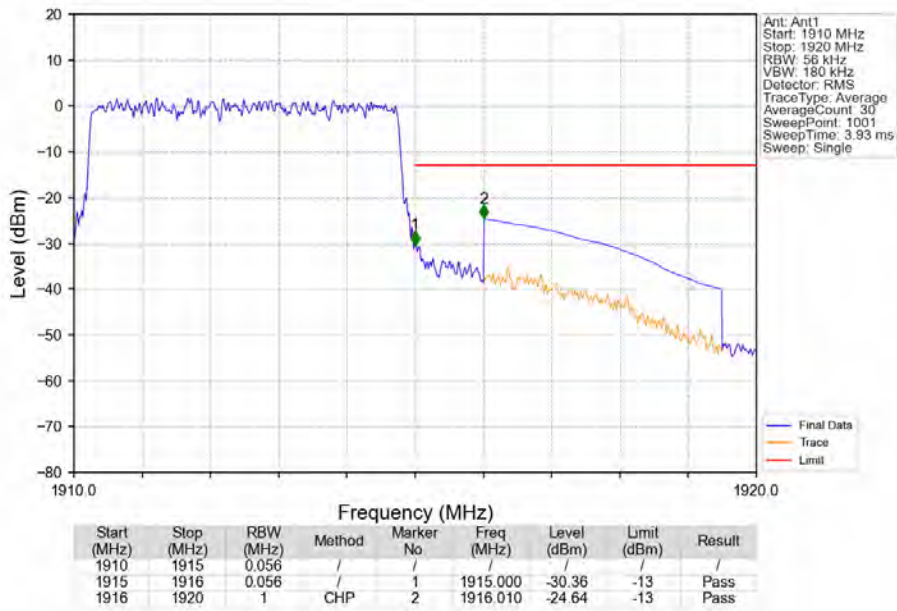
Band25_5MHz_16QAM_HCH_1912.5MHz_RB_1_0_NTNV



Band25_5MHz_16QAM_HCH_1912.5MHz_RB_1_24_NTNV



Band25_5MHz_16QAM_HCH_1912.5MHz_RB_25_0_NTNV

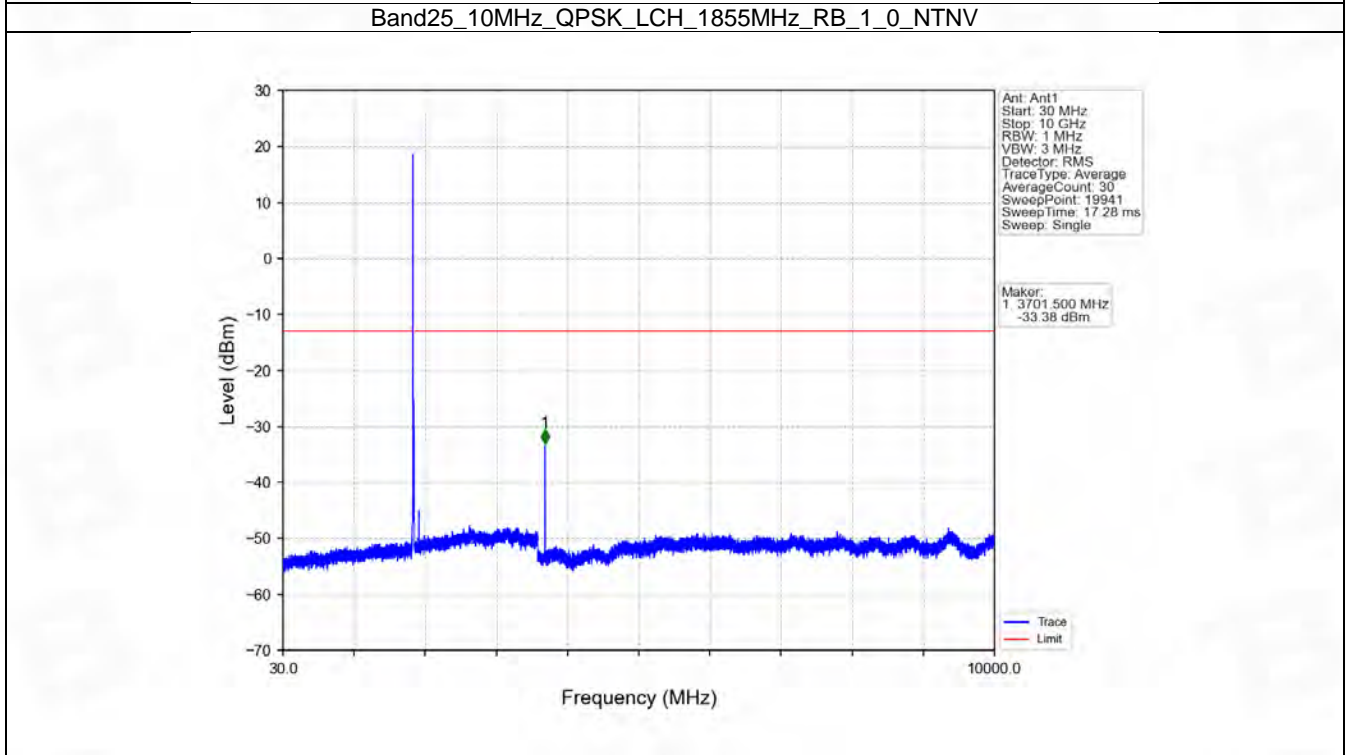
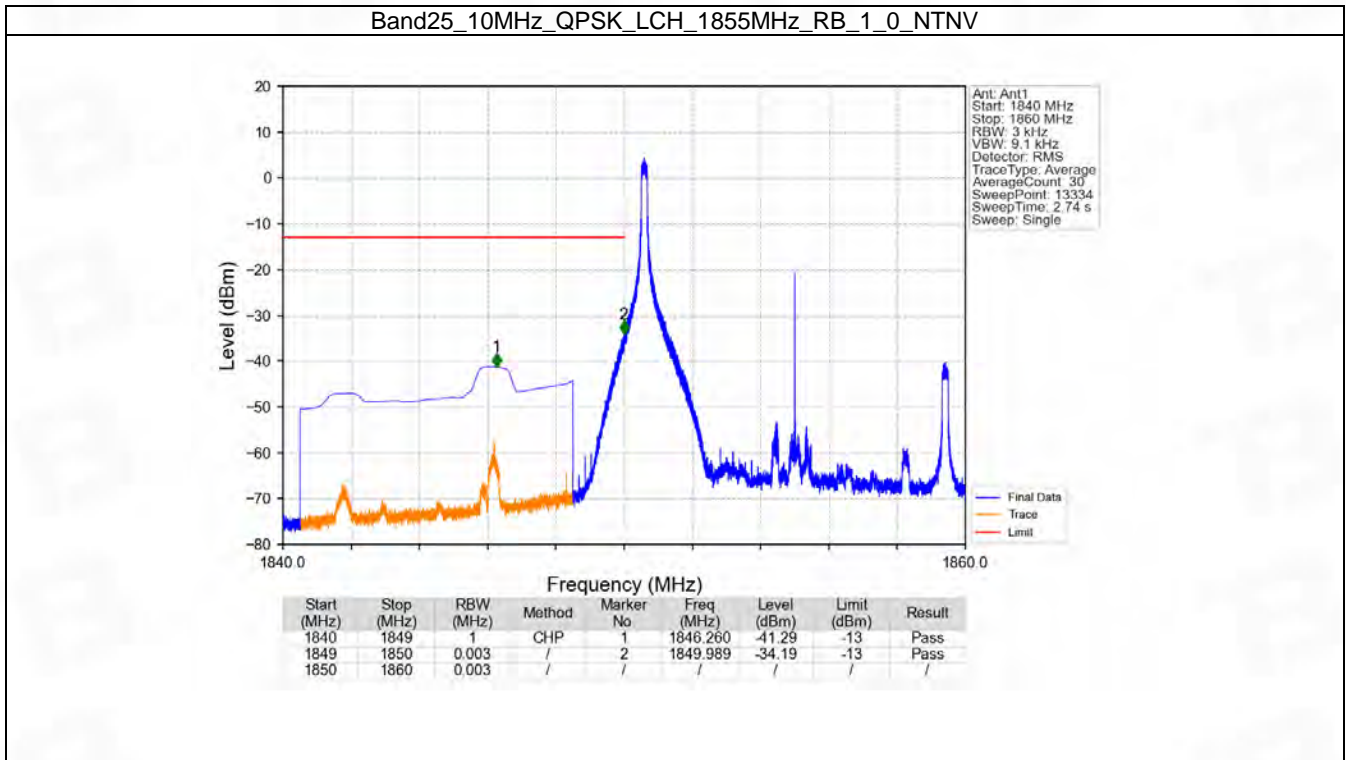


6.4 B25_10MHz

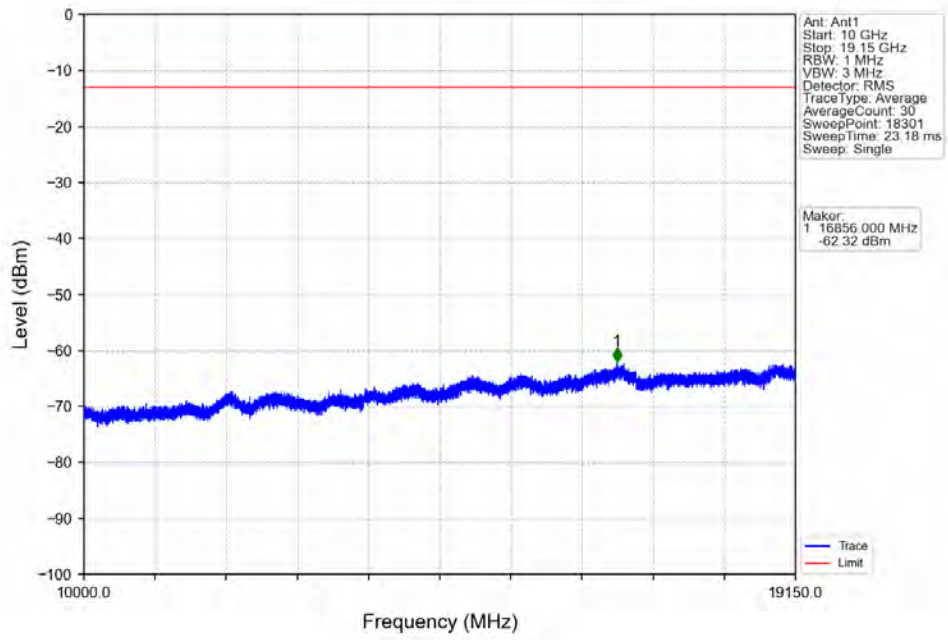
6.4.1 Test Result

Band: 25 / Bandwidth: 10MHz / NTV						
Modulation	Frequency (MHz)	RB Allocation		Spurious Emission		Verdict
		Size	Offset	Result	Limit	
QPSK	1855	1	0	Refer To Test Graph		Pass
		50	0	Refer To Test Graph		Pass
	1910	1	0	Refer To Test Graph		Pass
		1	49	Refer To Test Graph		Pass
		50	0	Refer To Test Graph		Pass
		50	0	Refer To Test Graph		Pass
16QAM	1855	1	0	Refer To Test Graph		Pass
		50	0	Refer To Test Graph		Pass
	1910	1	0	Refer To Test Graph		Pass
		1	49	Refer To Test Graph		Pass
		50	0	Refer To Test Graph		Pass
		50	0	Refer To Test Graph		Pass

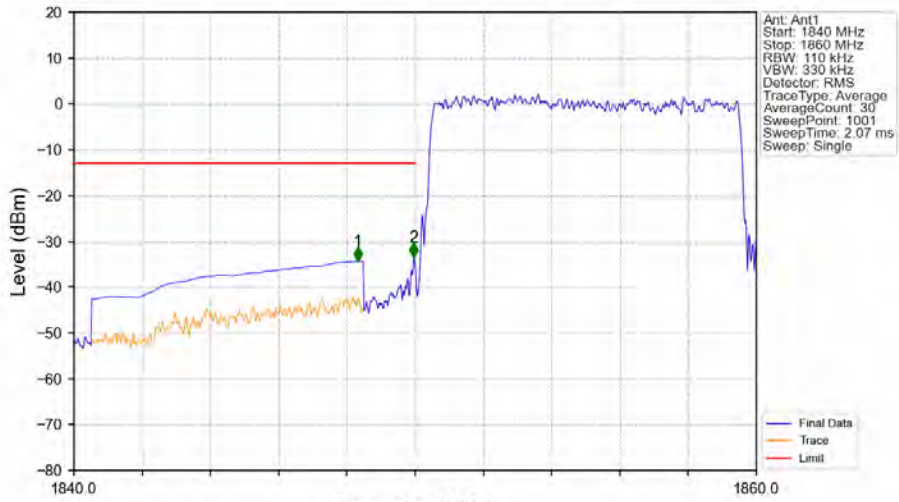
6.4.2 Test Graph



Band25_10MHz_QPSK_LCH_1855MHz_RB_1_0_NTNV

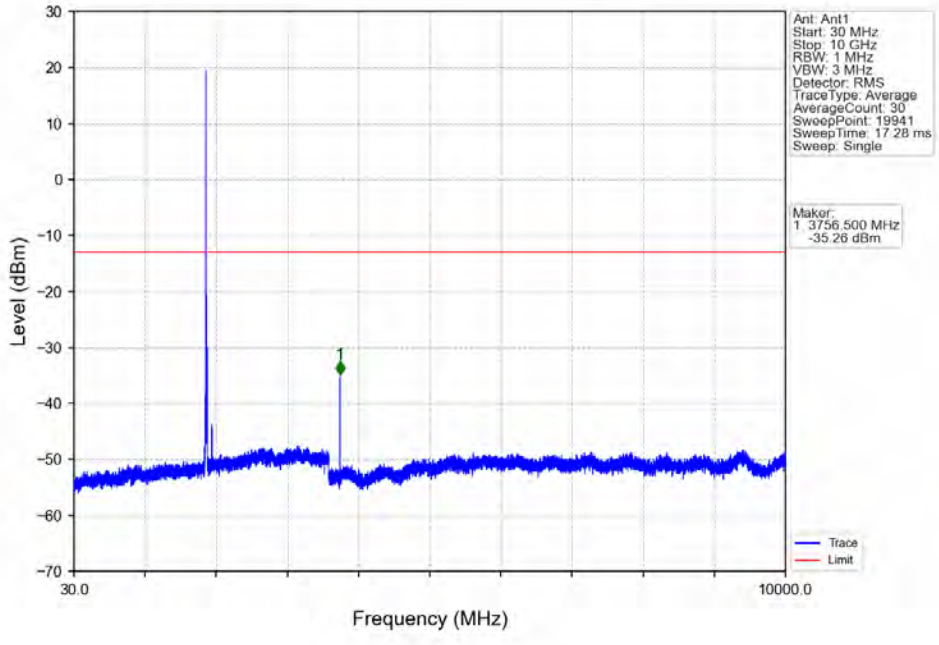


Band25_10MHz_QPSK_LCH_1855MHz_RB_50_0_NTNV

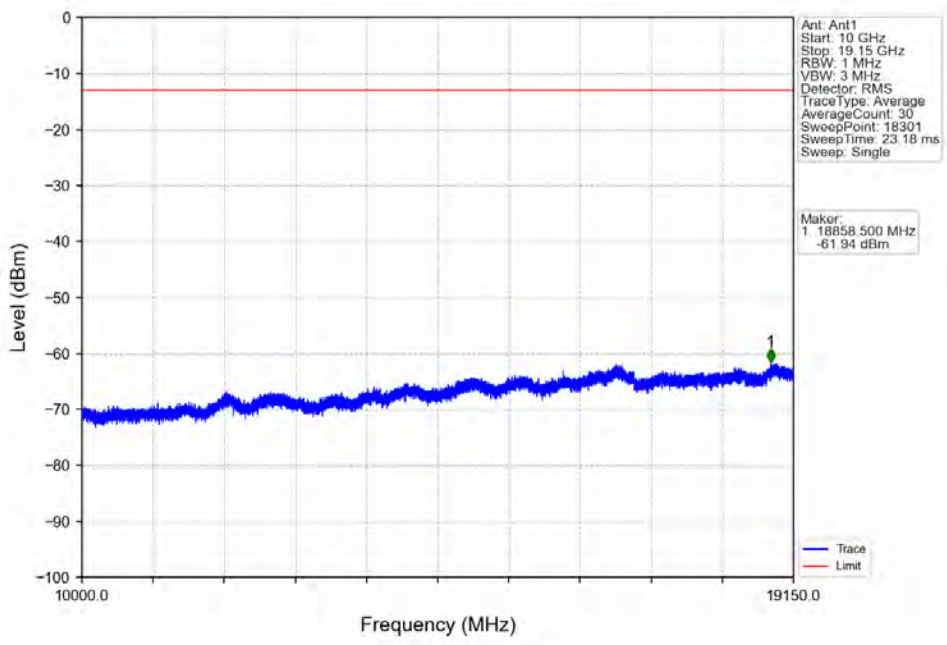


Start (MHz)	Stop (MHz)	RBW (MHz)	Method	Marker No	Freq (MHz)	Level (dBm)	Limit (dBm)	Result
1840	1849	1	CHP	1	1848.320	-34.30	-13	Pass
1849	1850	0.11	/	2	1849.960	-33.45	-13	Pass
1850	1860	0.11	/	/	/	/	/	/

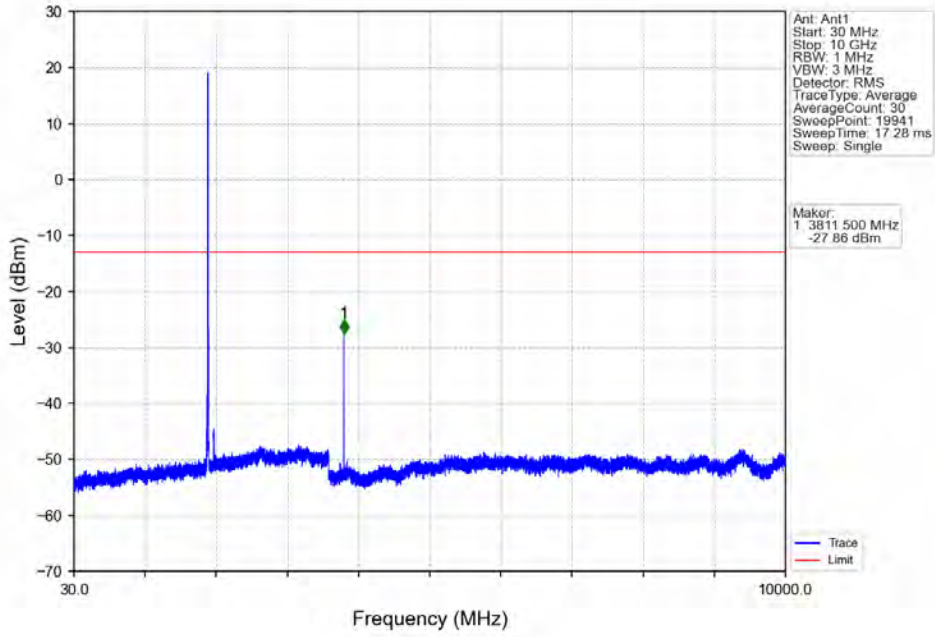
Band25_10MHz_QPSK_MCH_1882.5MHz_RB_1_0_NTNV



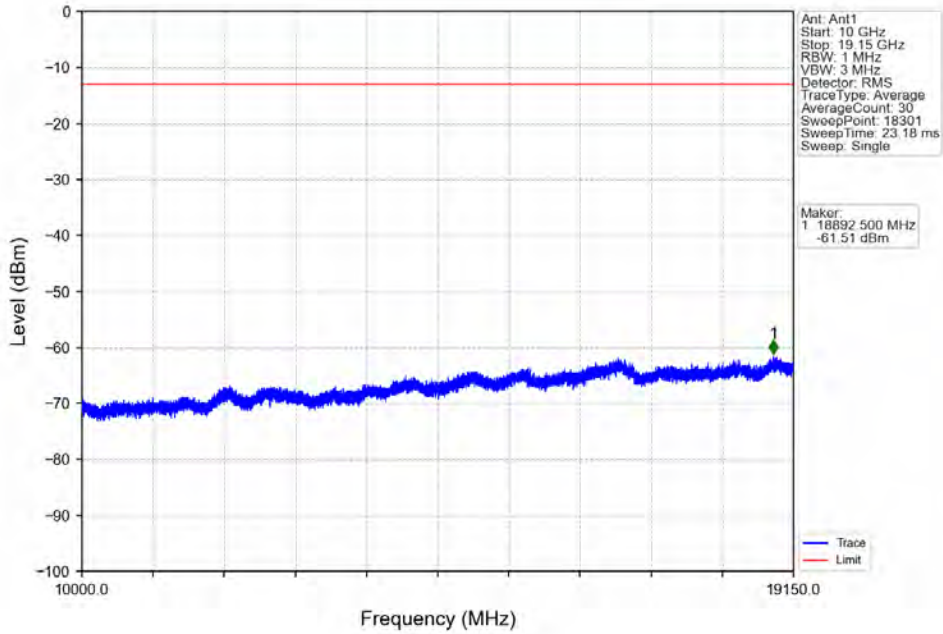
Band25_10MHz_QPSK_MCH_1882.5MHz_RB_1_0_NTNV



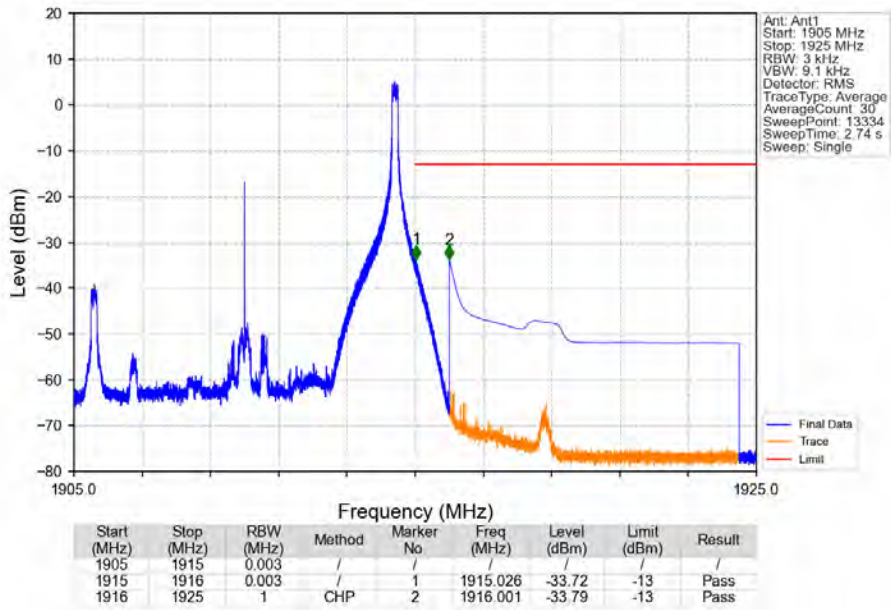
Band25_10MHz_QPSK_HCH_1910MHz_RB_1_0_NTNV



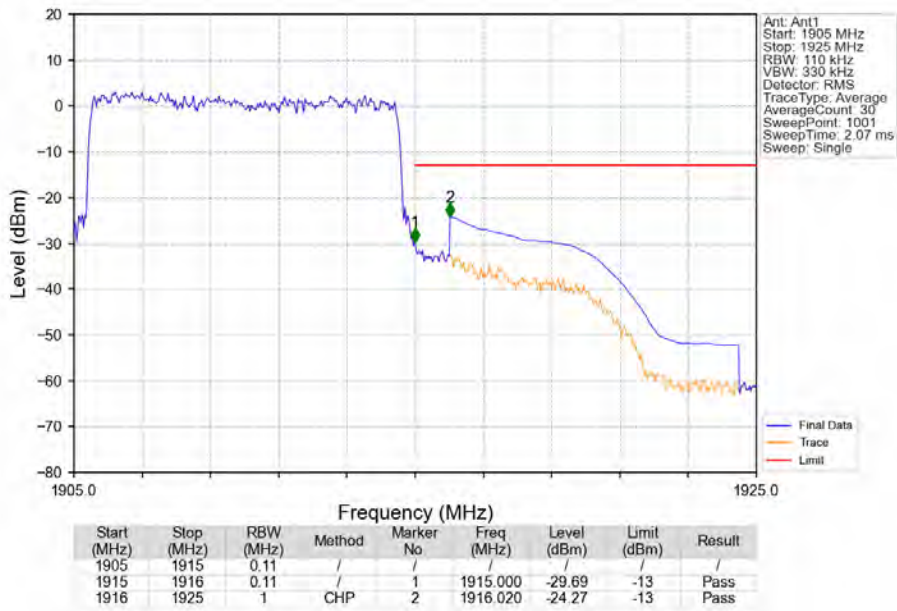
Band25_10MHz_QPSK_HCH_1910MHz_RB_1_0_NTNV



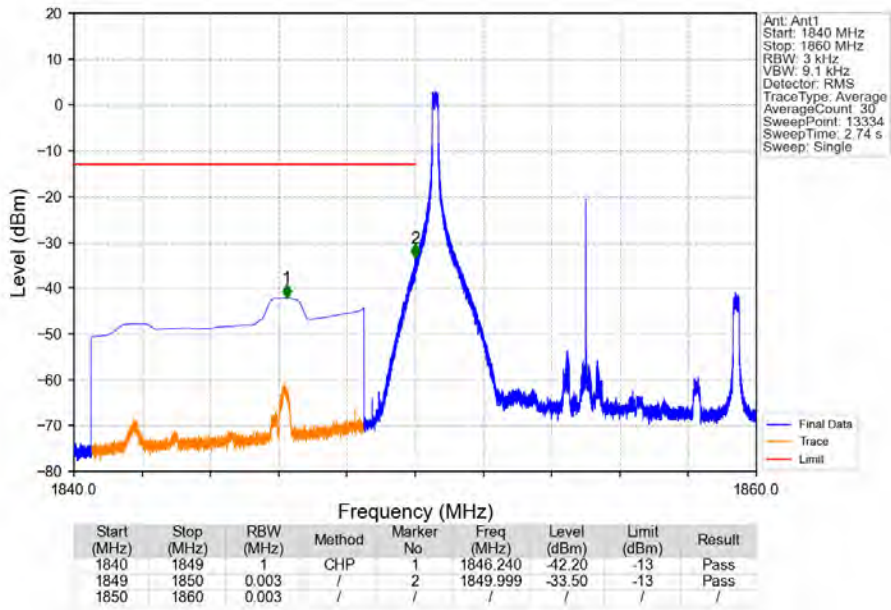
Band25_10MHz_QPSK_HCH_1910MHz_RB_1_49_NTNV



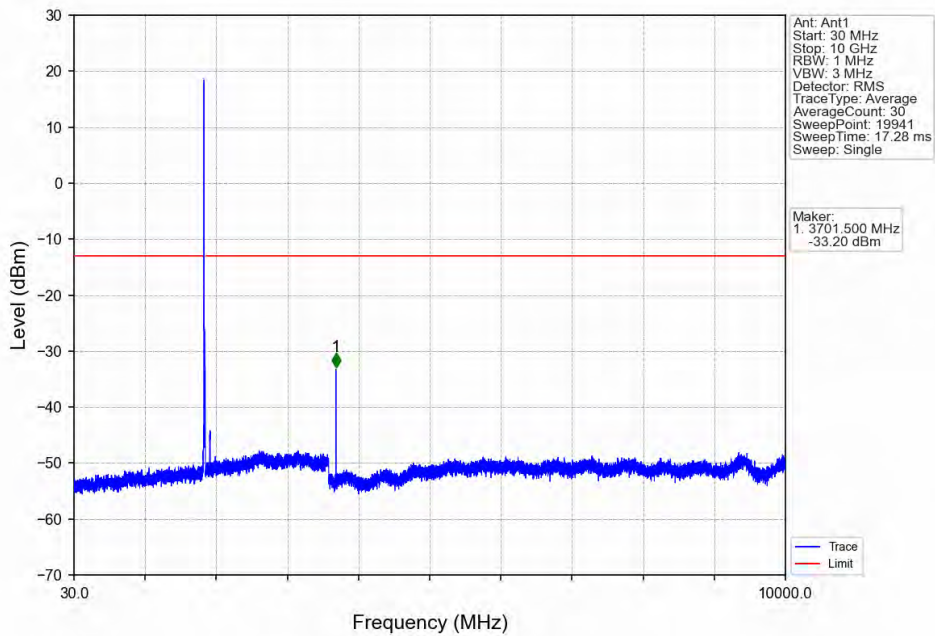
Band25_10MHz_QPSK_HCH_1910MHz_RB_50_0_NTNV



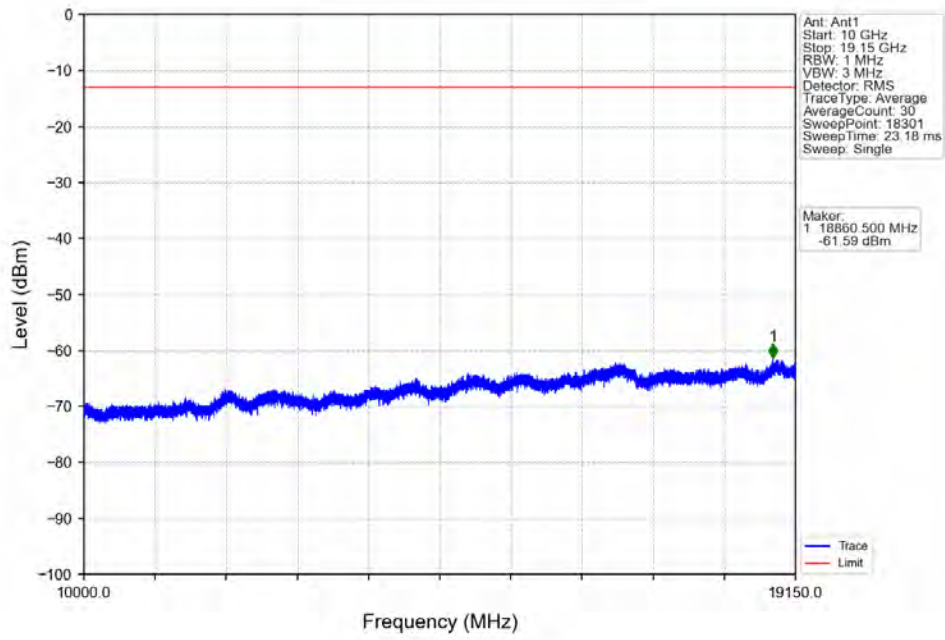
Band25_10MHz_16QAM_LCH_1855MHz_RB_1_0_NTNV



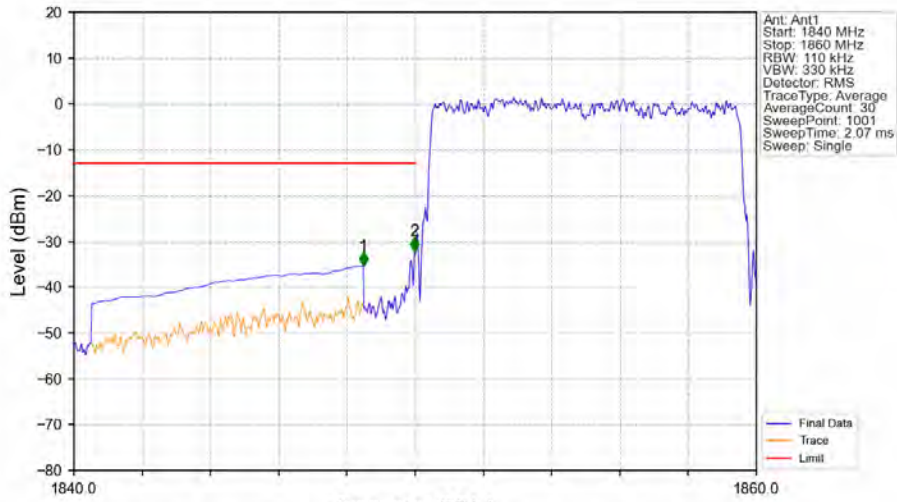
Band25_10MHz_16QAM_LCH_1855MHz_RB_1_0_NTNV



Band25_10MHz_16QAM_LCH_1855MHz_RB_1_0_NTNV

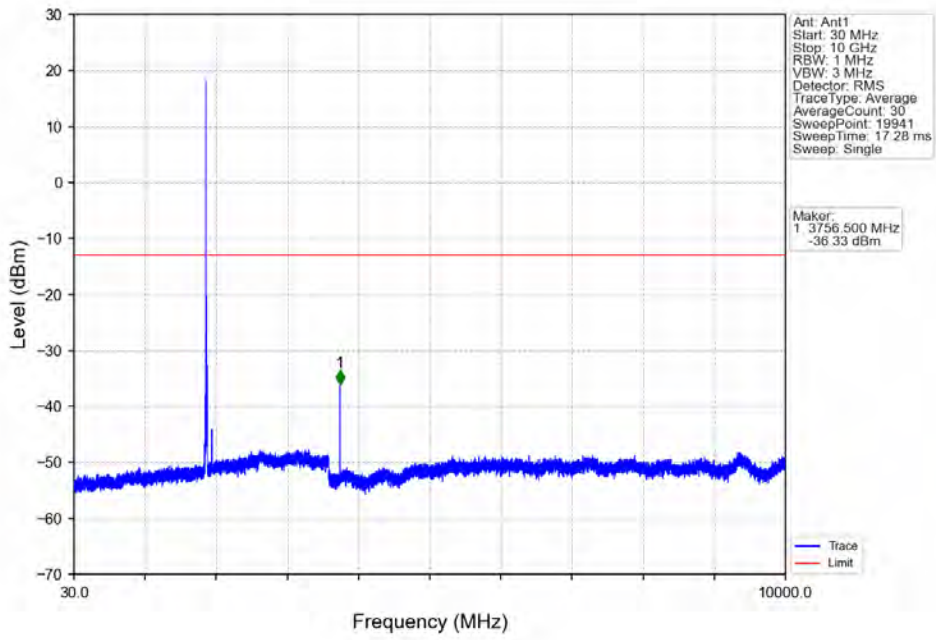


Band25_10MHz_16QAM_LCH_1855MHz_RB_50_0_NTNV

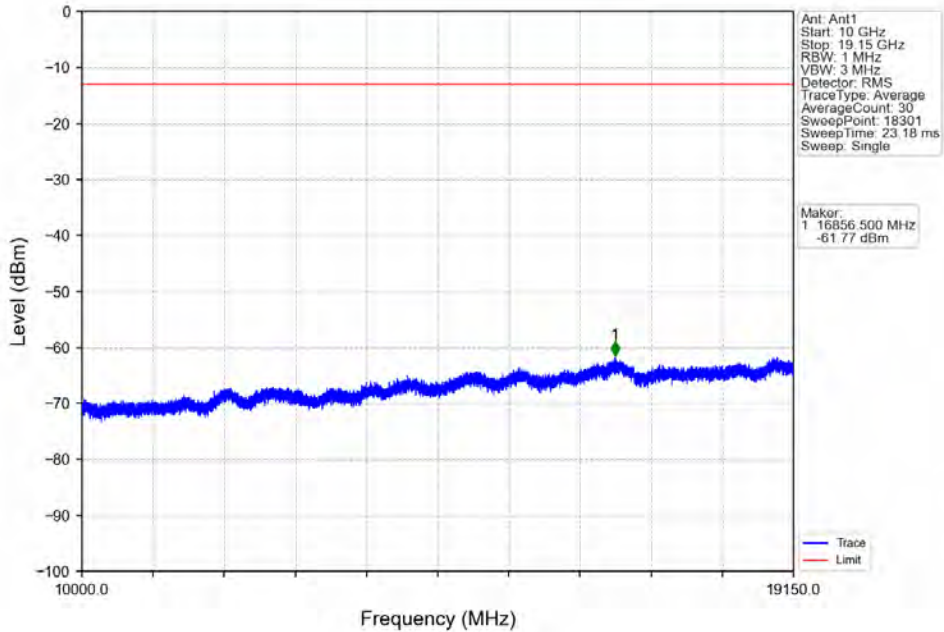


Start (MHz)	Stop (MHz)	RBW (MHz)	Method	Marker No	Freq (MHz)	Level (dBm)	Limit (dBm)	Result
1840	1849	1	CHP	1	1848.480	-35.42	-13	Pass
1849	1850	0.11	/	2	1849.980	-32.13	-13	Pass
1850	1860	0.11	/	/	/	/	/	/

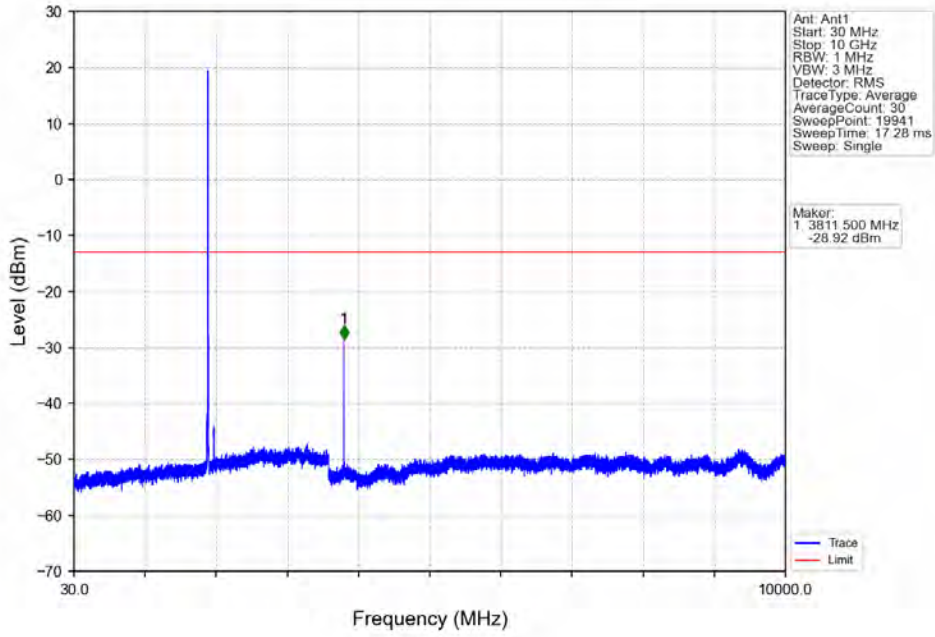
Band25_10MHz_16QAM_MCH_1882.5MHz_RB_1_0_NTNV



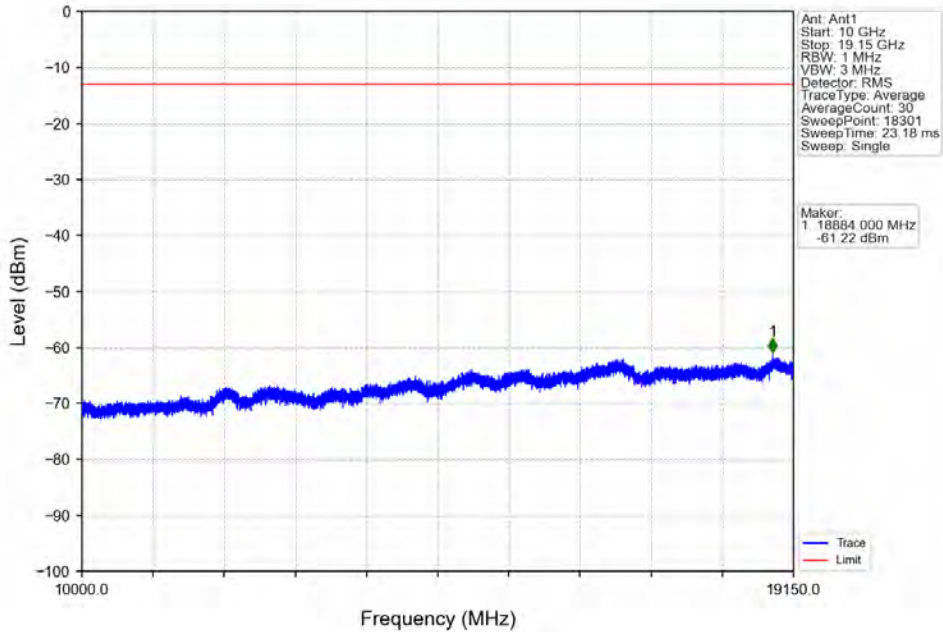
Band25_10MHz_16QAM_MCH_1882.5MHz_RB_1_0_NTNV



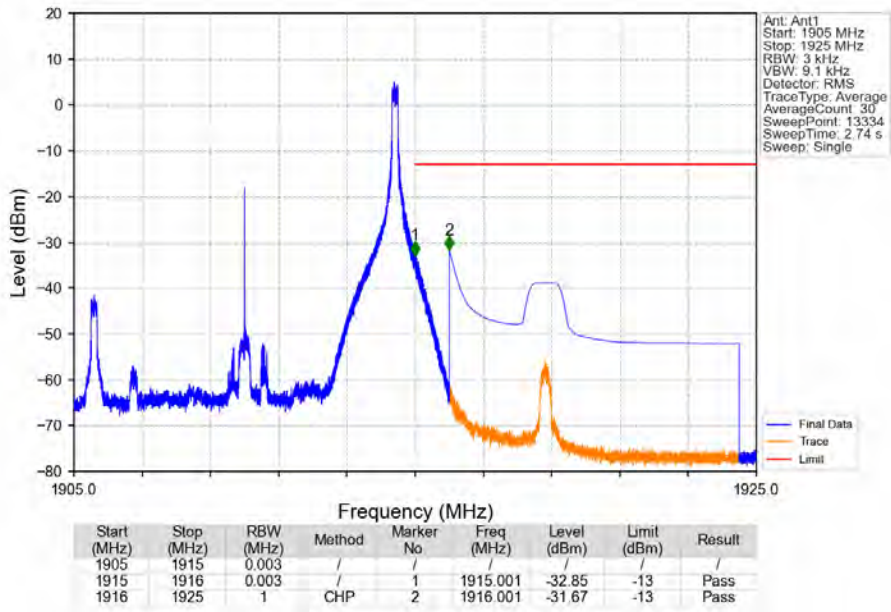
Band25_10MHz_16QAM_HCH_1910MHz_RB_1_0_NTNV



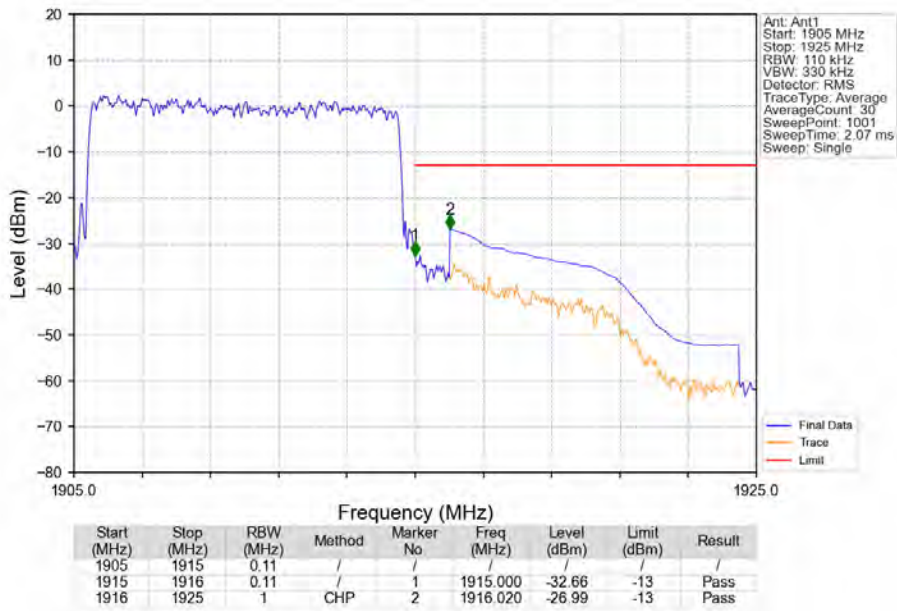
Band25_10MHz_16QAM_HCH_1910MHz_RB_1_0_NTNV



Band25_10MHz_16QAM_HCH_1910MHz_RB_1_49_NTNV



Band25_10MHz_16QAM_HCH_1910MHz_RB_50_0_NTNV

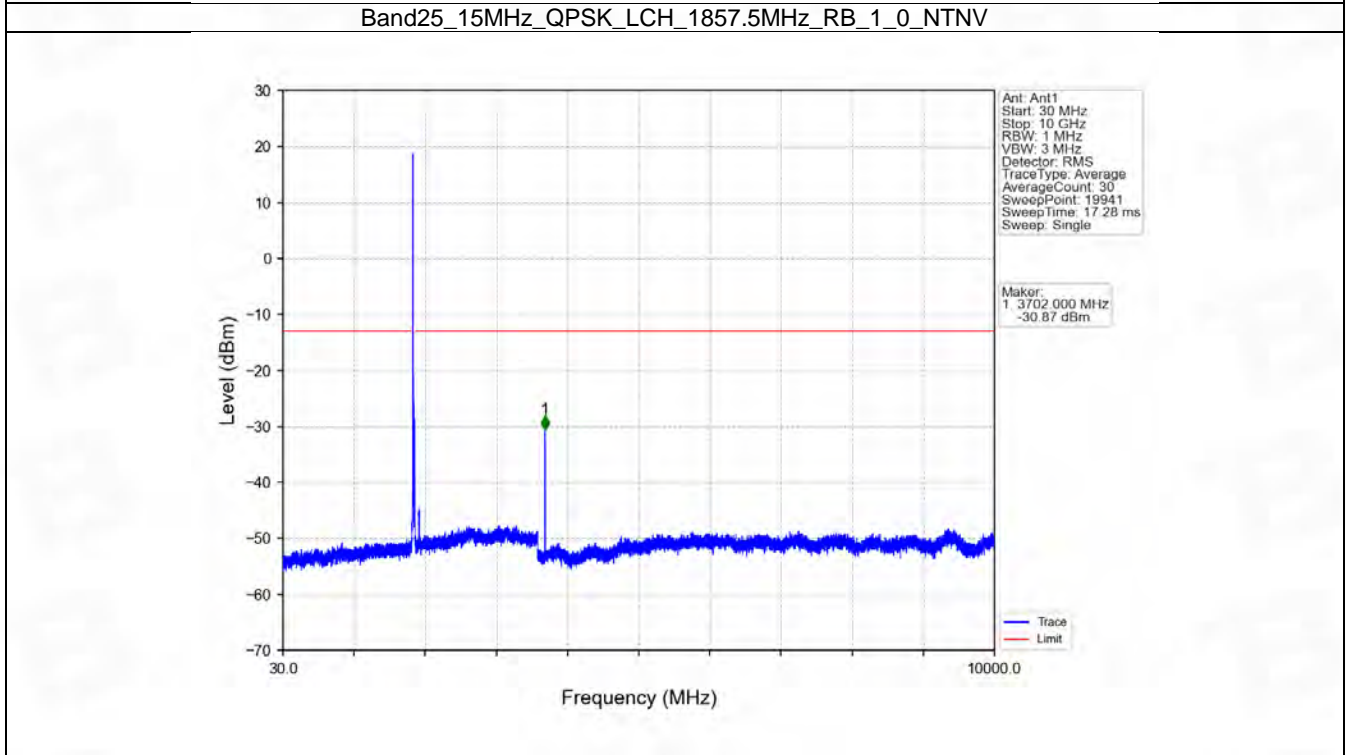
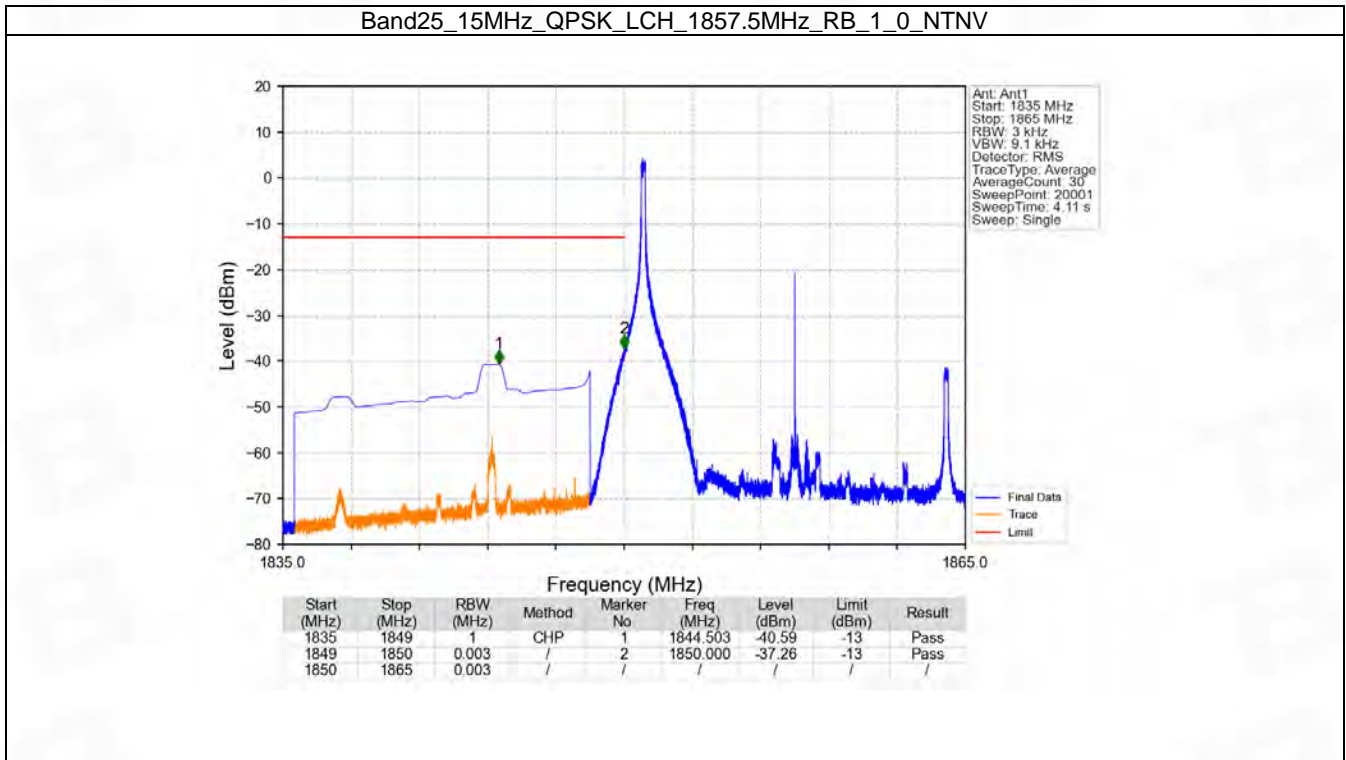


6.5 B25_15MHz

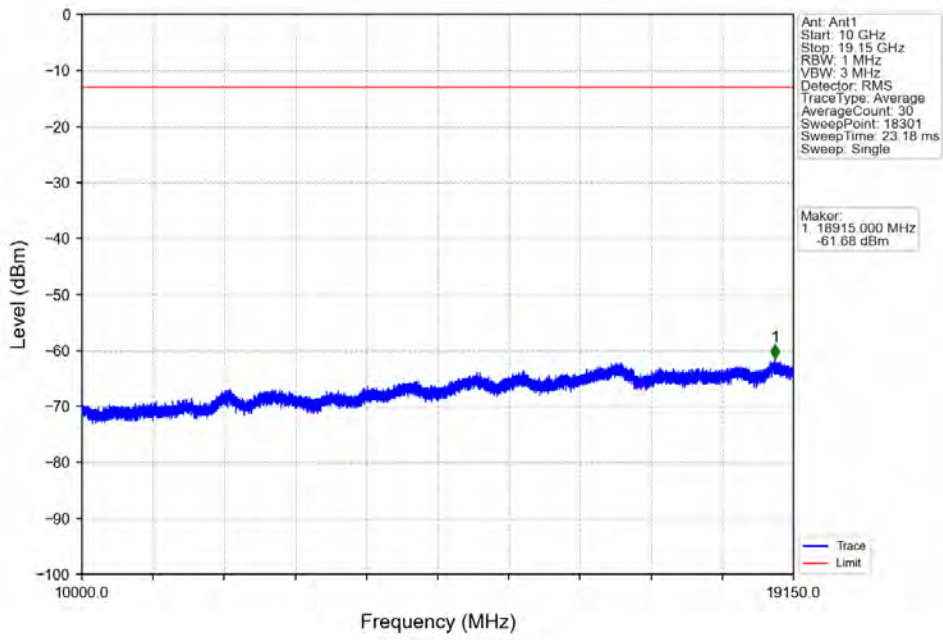
6.5.1 Test Result

Band: 25 / Bandwidth: 15MHz / NTNV						
Modulation	Frequency (MHz)	RB Allocation		Spurious Emission		Verdict
		Size	Offset	Result	Limit	
QPSK	1857.5	1	0	Refer To Test Graph		Pass
		75	0	Refer To Test Graph		Pass
	1907.5	1	0	Refer To Test Graph		Pass
		1	74	Refer To Test Graph		Pass
		75	0	Refer To Test Graph		Pass
		75	0	Refer To Test Graph		Pass
16QAM	1857.5	1	0	Refer To Test Graph		Pass
		75	0	Refer To Test Graph		Pass
	1907.5	1	0	Refer To Test Graph		Pass
		1	74	Refer To Test Graph		Pass
		75	0	Refer To Test Graph		Pass
		75	0	Refer To Test Graph		Pass

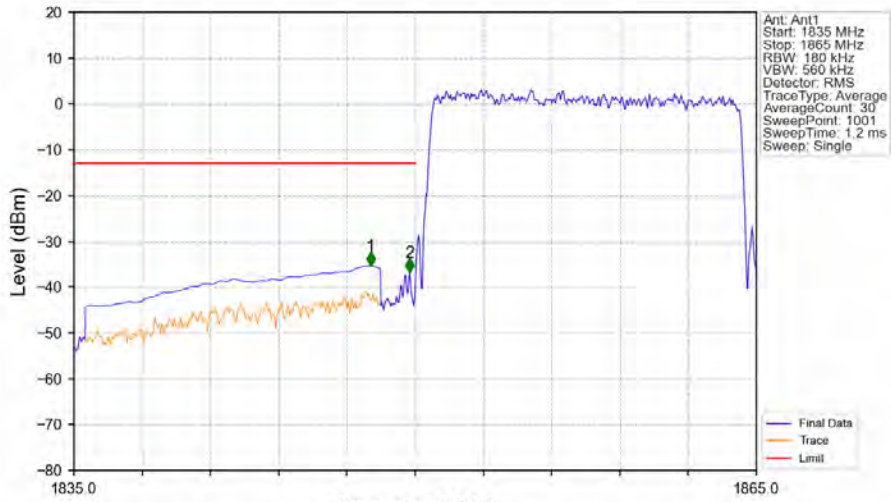
6.5.2 Test Graph



Band25_15MHz_QPSK_LCH_1857.5MHz_RB_1_0_NTNV

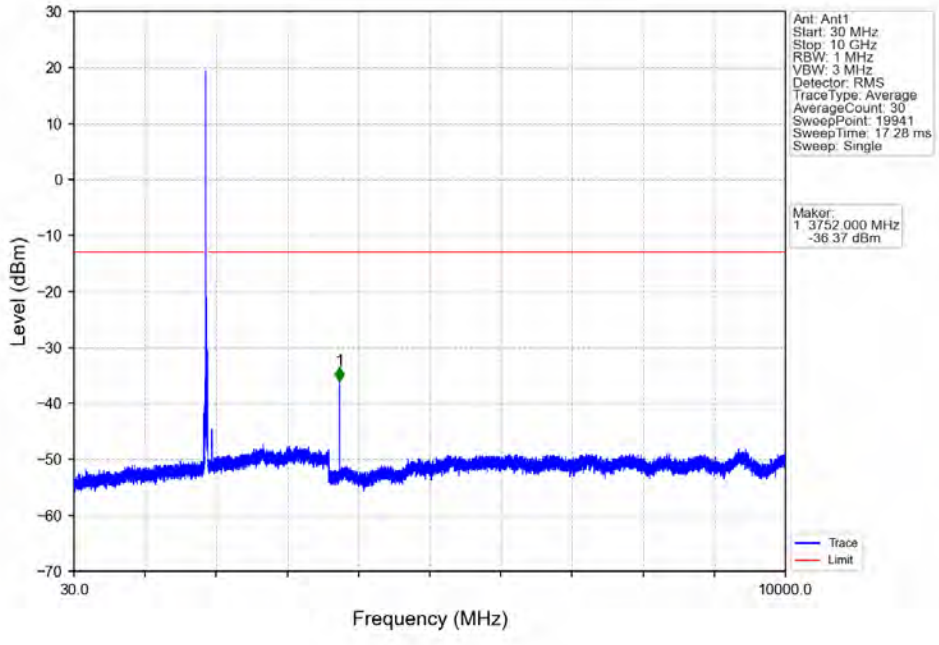


Band25_15MHz_QPSK_LCH_1857.5MHz_RB_75_0_NTNV

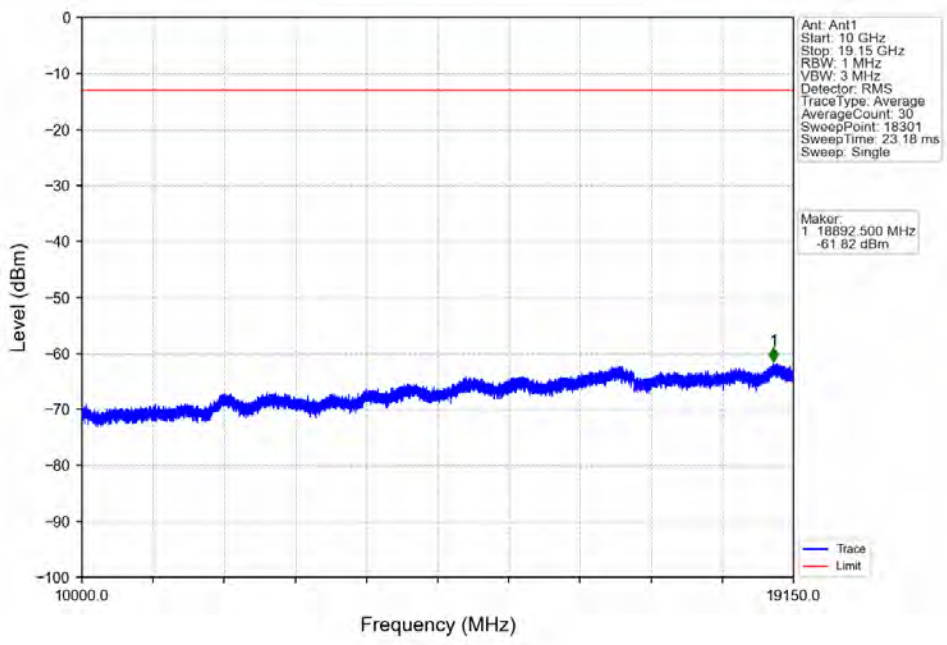


Start (MHz)	Stop (MHz)	RBW (MHz)	Method	Marker No	Freq (MHz)	Level (dBm)	Limit (dBm)	Result
1835	1849	1	CHP	1	1848.050	-35.35	-13	Pass
1849	1850	0.18	/	2	1849.760	-36.81	-13	Pass
1850	1865	0.18	/	/	/	/	/	/

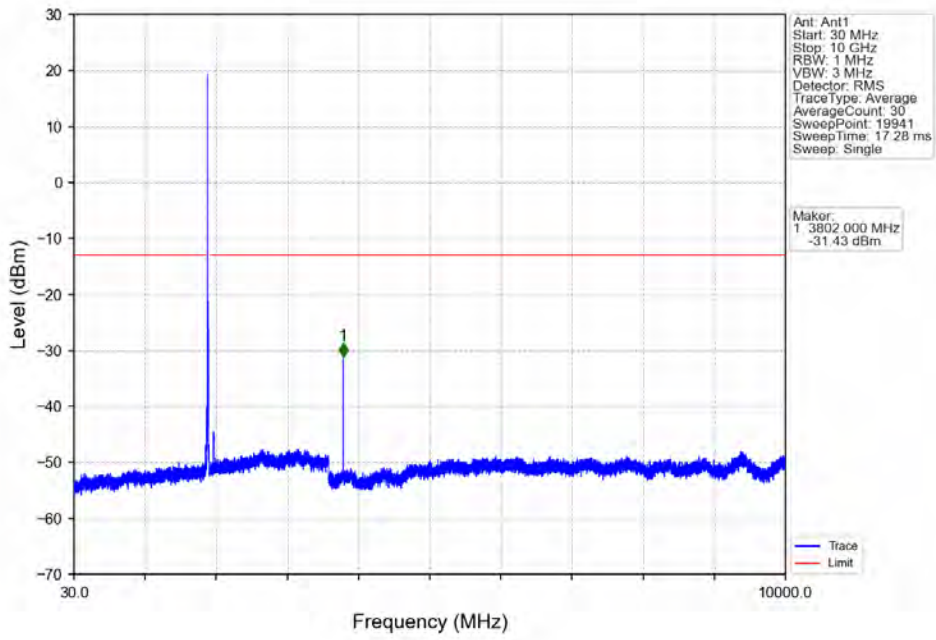
Band25_15MHz_QPSK_MCH_1882.5MHz_RB_1_0_NTNV



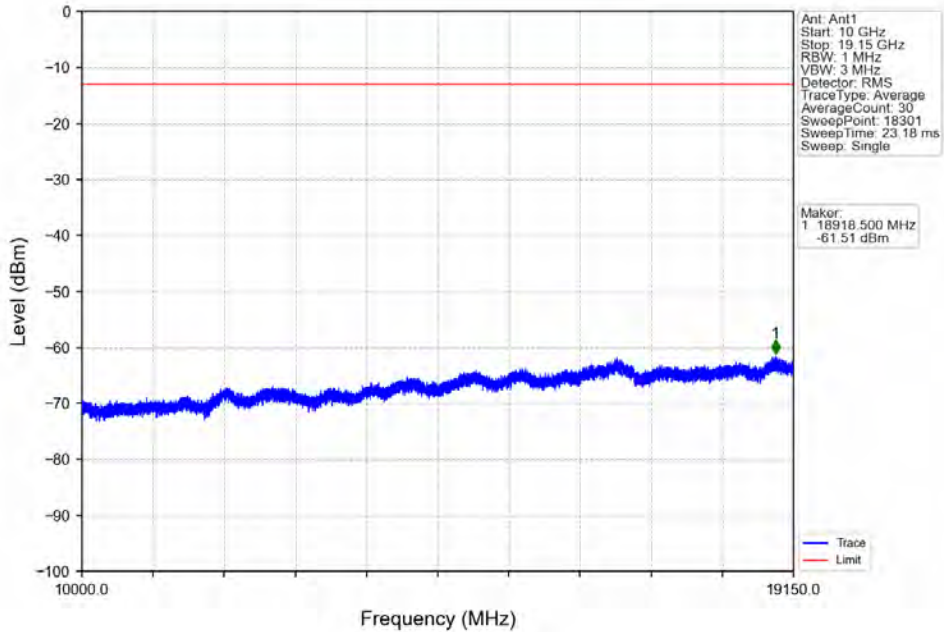
Band25_15MHz_QPSK_MCH_1882.5MHz_RB_1_0_NTNV



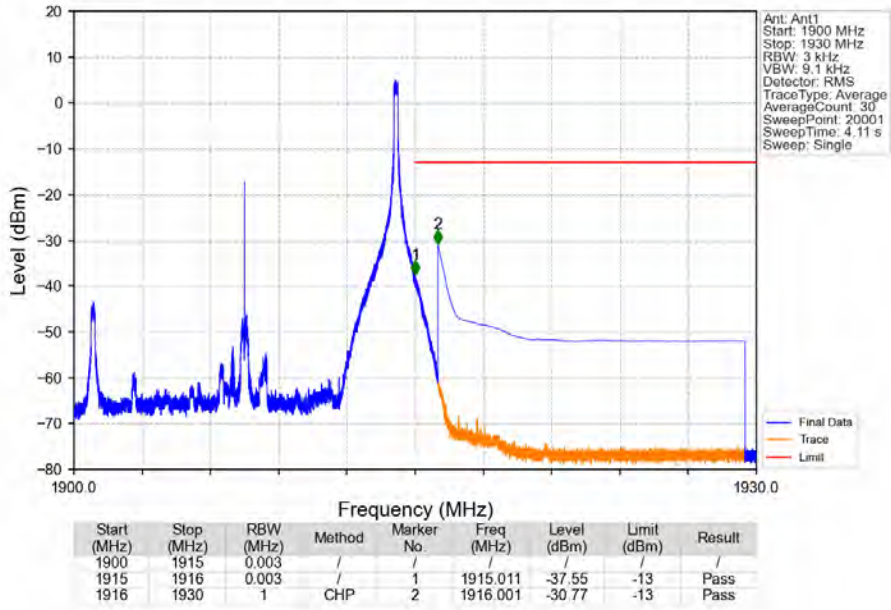
Band25_15MHz_QPSK_HCH_1907.5MHz_RB_1_0_NTNV



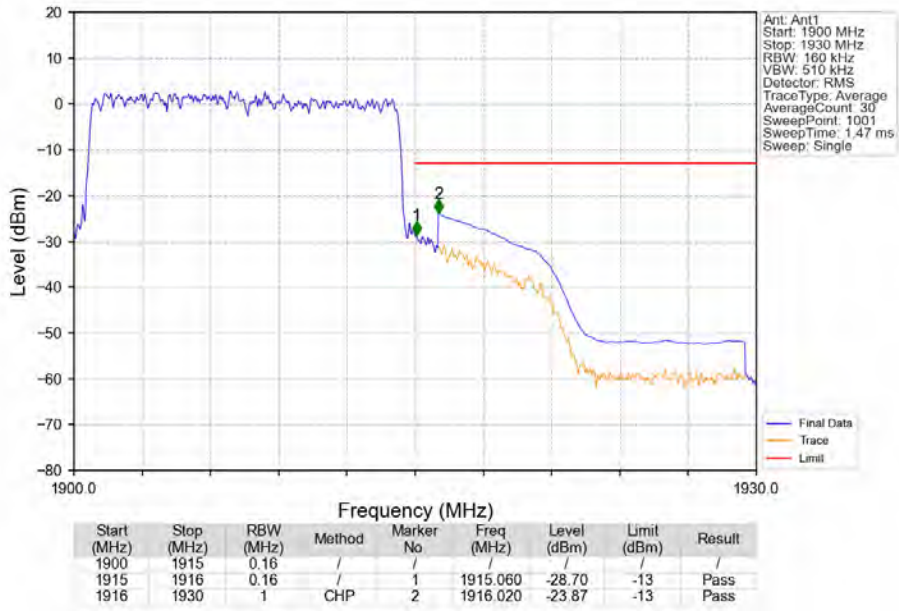
Band25_15MHz_QPSK_HCH_1907.5MHz_RB_1_0_NTNV



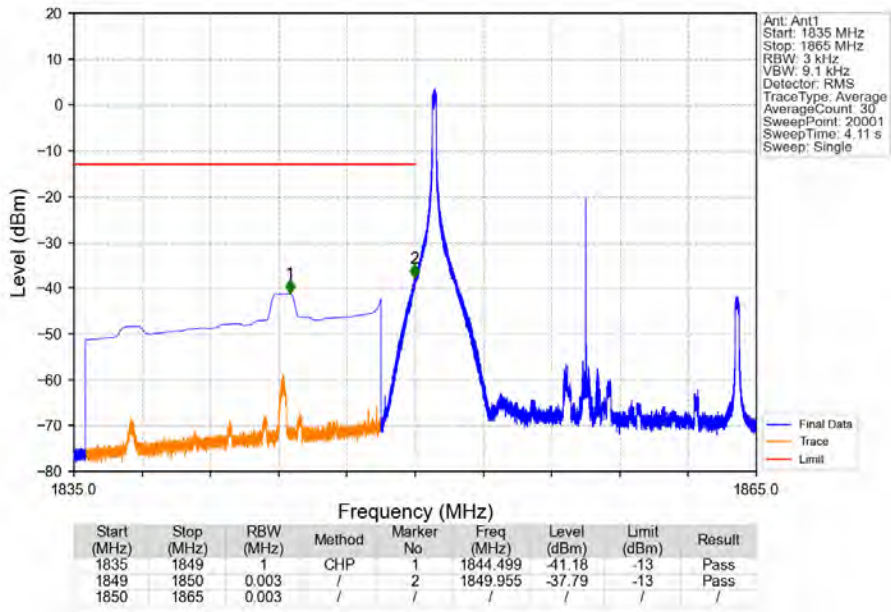
Band25_15MHz_QPSK_HCH_1907.5MHz_RB_1_74_NTNV



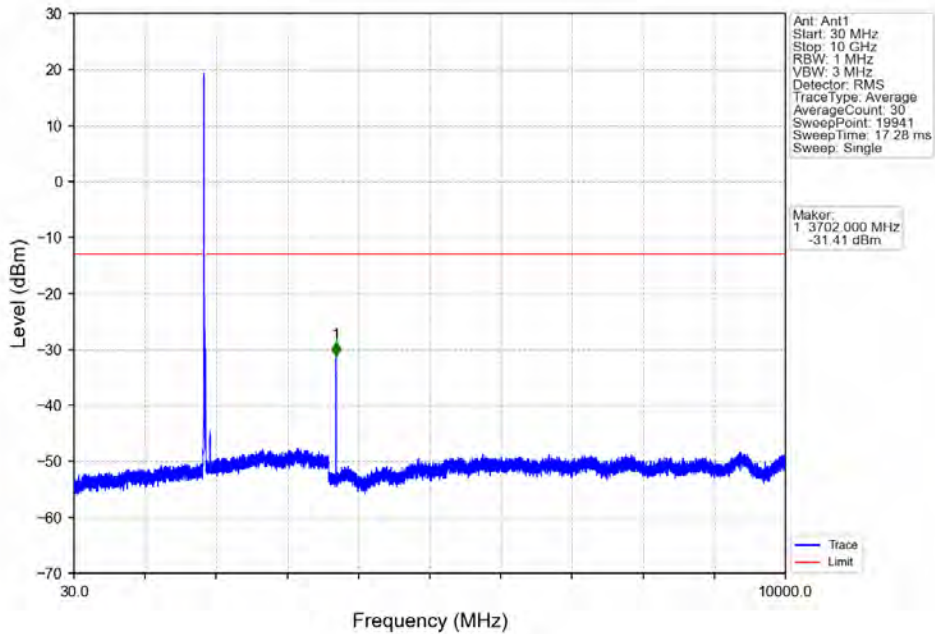
Band25_15MHz_QPSK_HCH_1907.5MHz_RB_75_0_NTNV



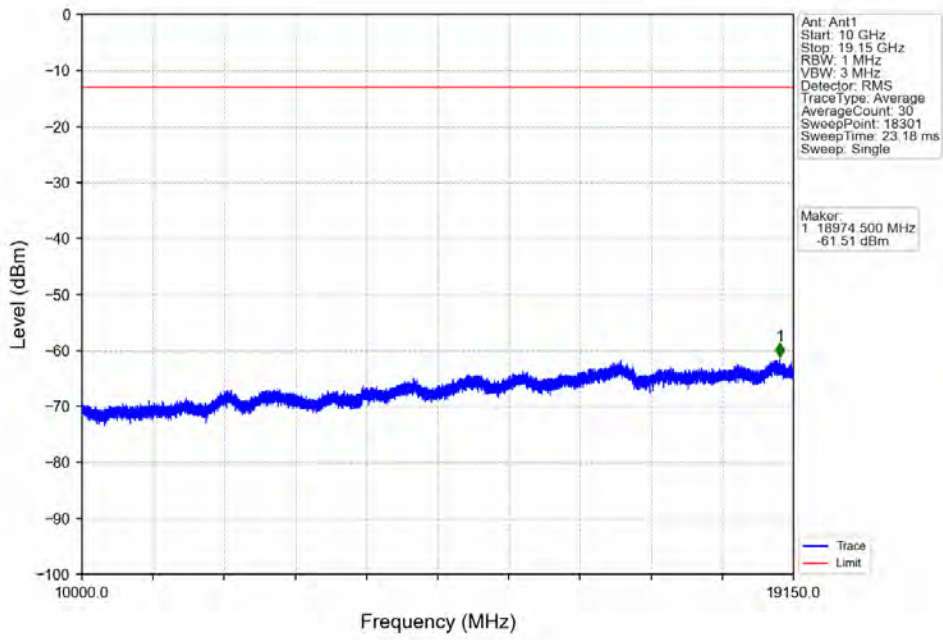
Band25_15MHz_16QAM_LCH_1857.5MHz_RB_1_0_NTNV



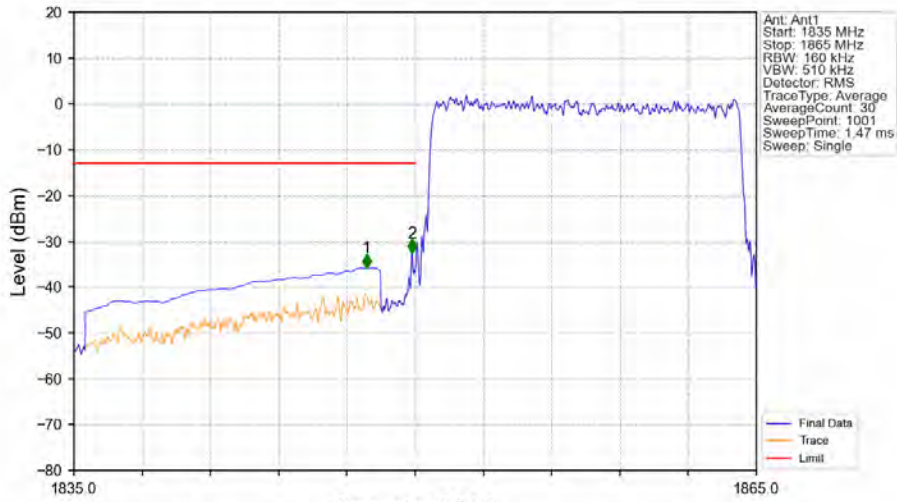
Band25_15MHz_16QAM_LCH_1857.5MHz_RB_1_0_NTNV



Band25_15MHz_16QAM_LCH_1857.5MHz_RB_1_0_NTNV

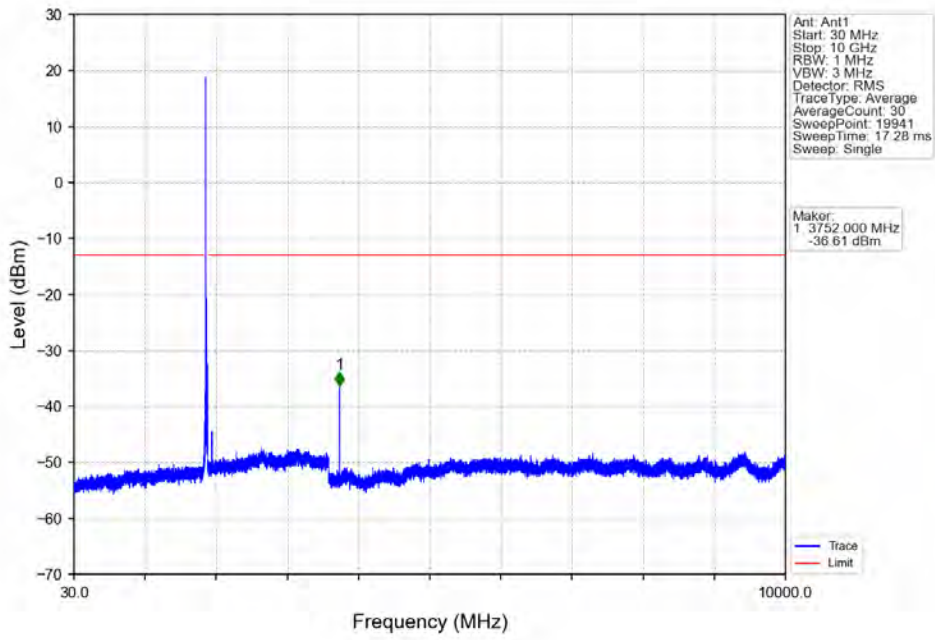


Band25_15MHz_16QAM_LCH_1857.5MHz_RB_75_0_NTNV

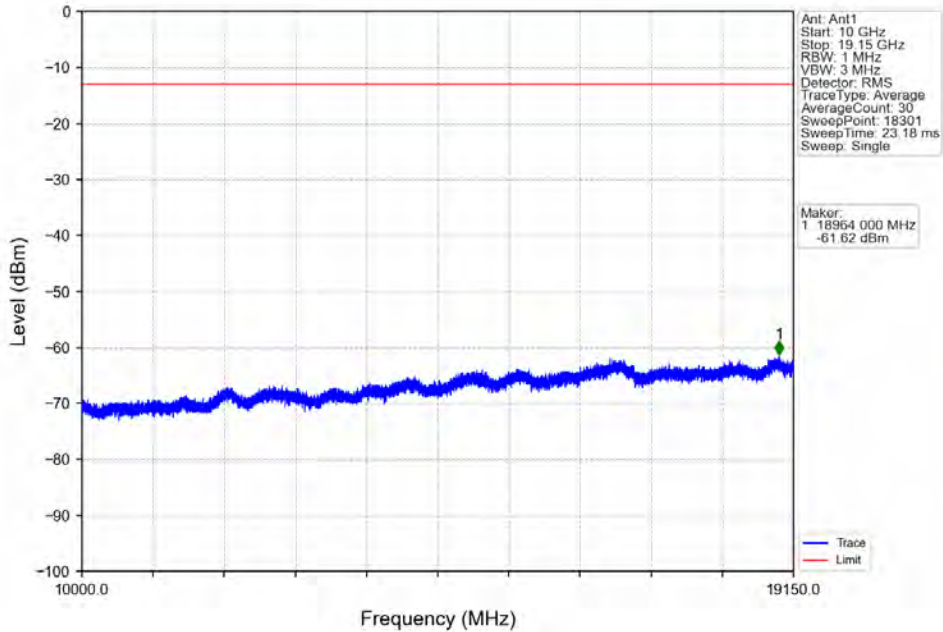


Start (MHz)	Stop (MHz)	RBW (MHz)	Method	Marker No	Freq (MHz)	Level (dBm)	Limit (dBm)	Result
1835	1849	1	CHP	1	1847.870	-35.83	-13	Pass
1849	1850	0.16	/	2	1849.850	-32.61	-13	Pass
1850	1865	0.16	/	/	/	/	/	/

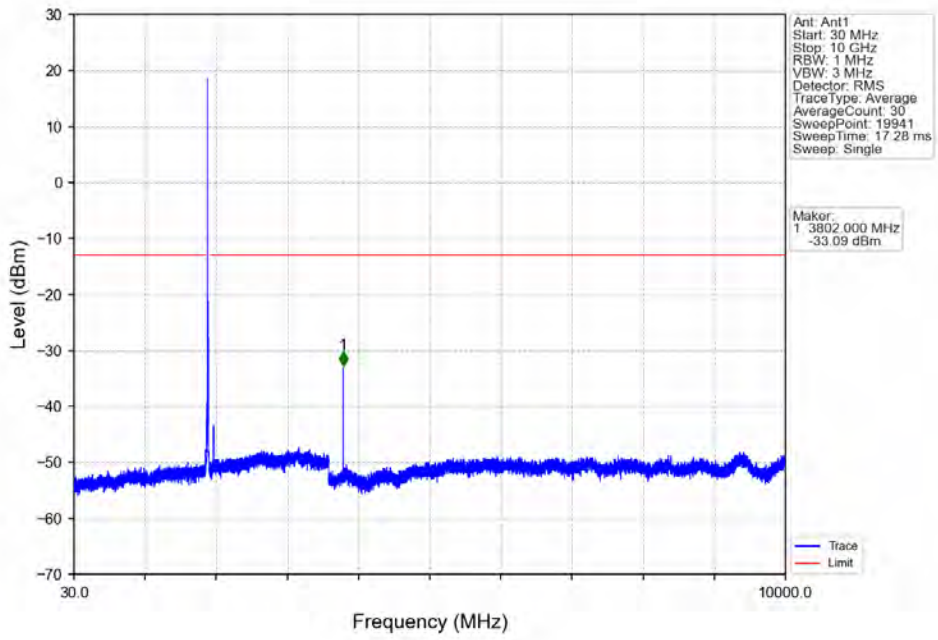
Band25_15MHz_16QAM_MCH_1882.5MHz_RB_1_0_NTNV



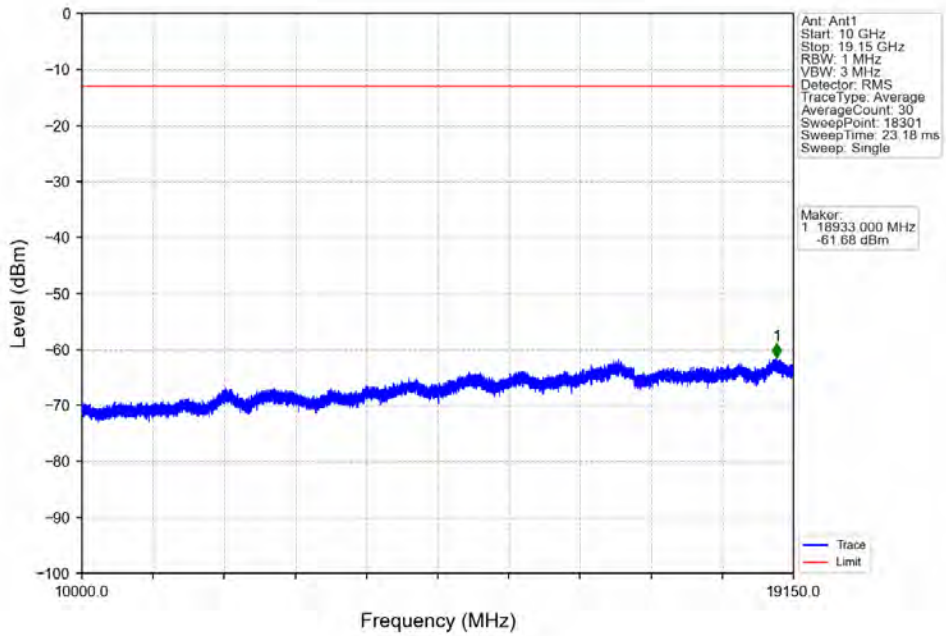
Band25_15MHz_16QAM_MCH_1882.5MHz_RB_1_0_NTNV



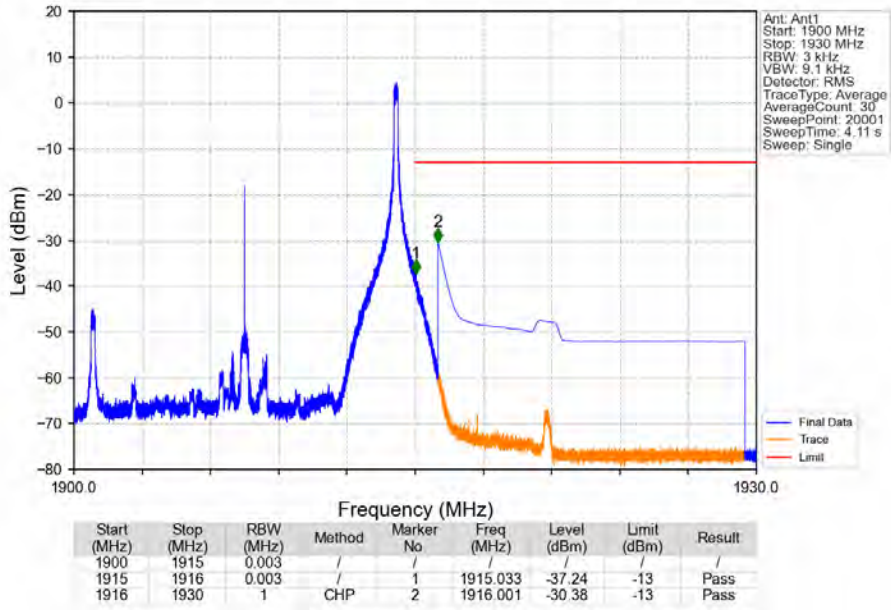
Band25_15MHz_16QAM_HCH_1907.5MHz_RB_1_0_NTNV



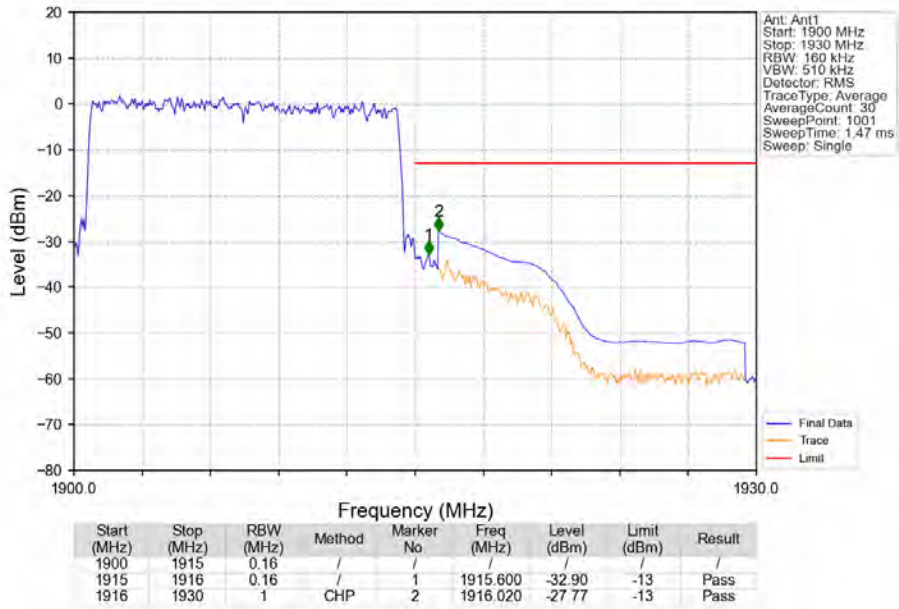
Band25_15MHz_16QAM_HCH_1907.5MHz_RB_1_0_NTNV



Band25_15MHz_16QAM_HCH_1907.5MHz_RB_1_74_NTNV



Band25_15MHz_16QAM_HCH_1907.5MHz_RB_75_0_NTNV

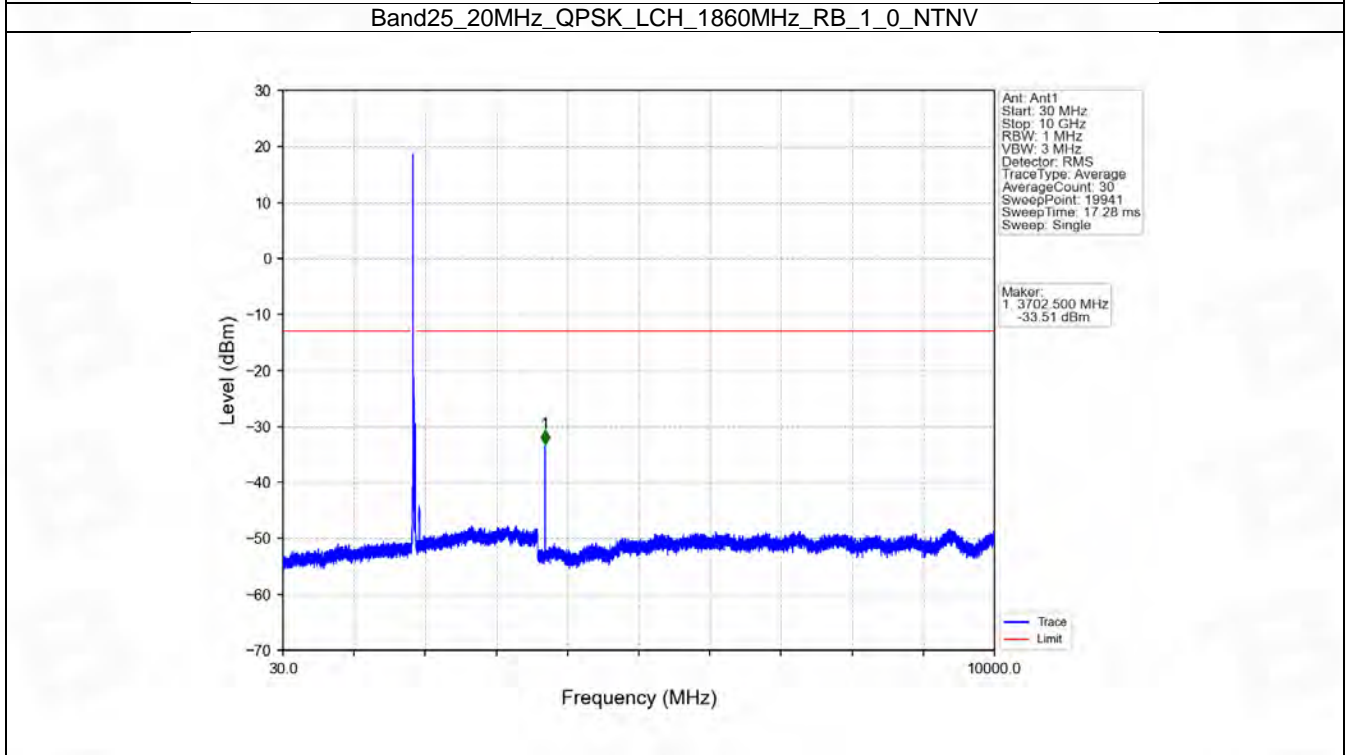
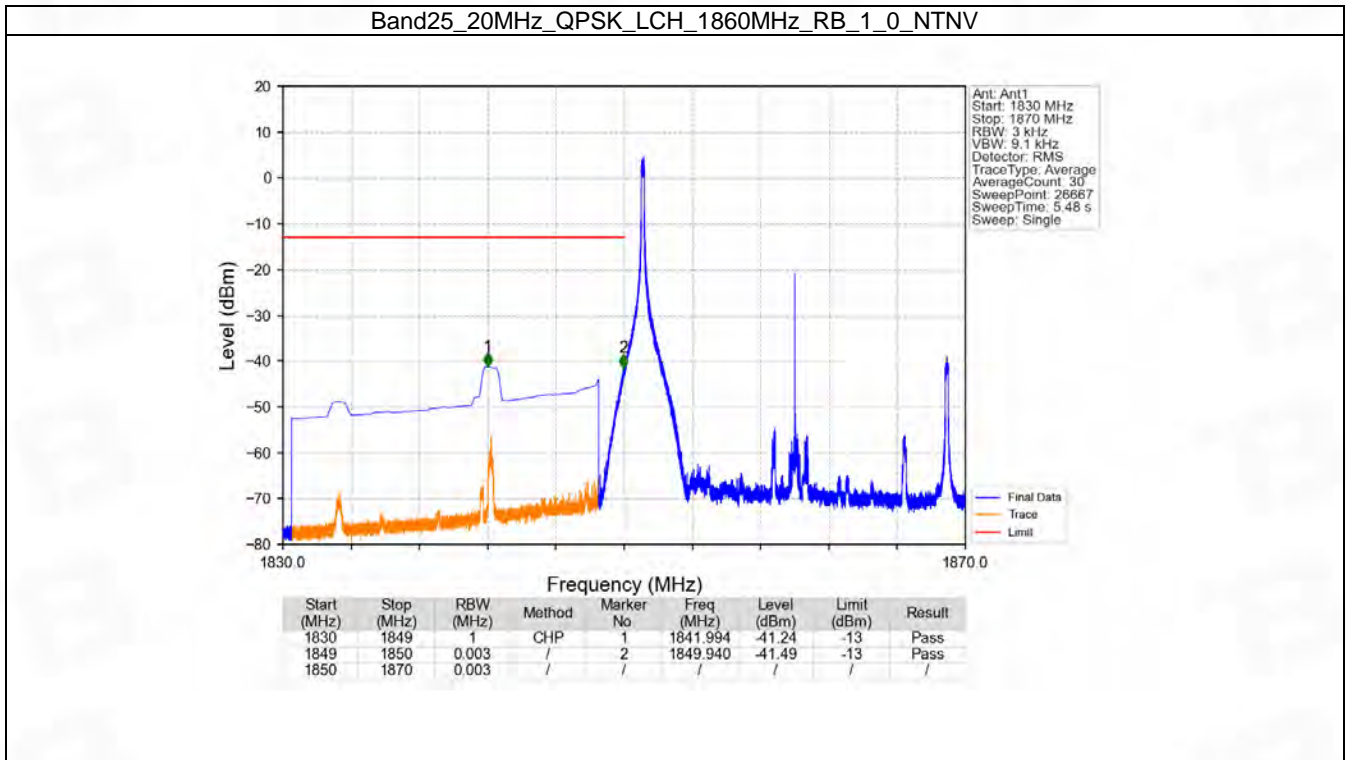


6.6 B25_20MHz

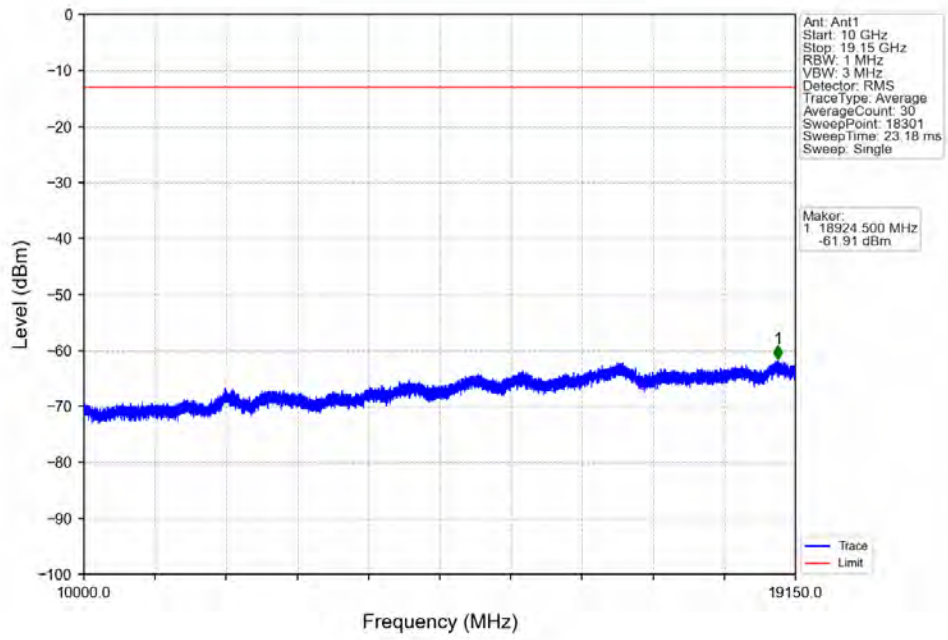
6.6.1 Test Result

Band: 25 / Bandwidth: 20MHz / NTV							
Modulation	Frequency (MHz)	RB Allocation		Spurious Emission		Verdict	
		Size	Offset	Result	Limit		
QPSK	1860	1	0	Refer To Test Graph		Pass	
		100	0	Refer To Test Graph		Pass	
	1882.5	1	0	Refer To Test Graph		Pass	
		1905	1	0	Refer To Test Graph		Pass
				99	Refer To Test Graph		Pass
		100	0	Refer To Test Graph		Pass	
16QAM	1860	1	0	Refer To Test Graph		Pass	
		100	0	Refer To Test Graph		Pass	
	1882.5	1	0	Refer To Test Graph		Pass	
		1905	1	0	Refer To Test Graph		Pass
				99	Refer To Test Graph		Pass
		100	0	Refer To Test Graph		Pass	

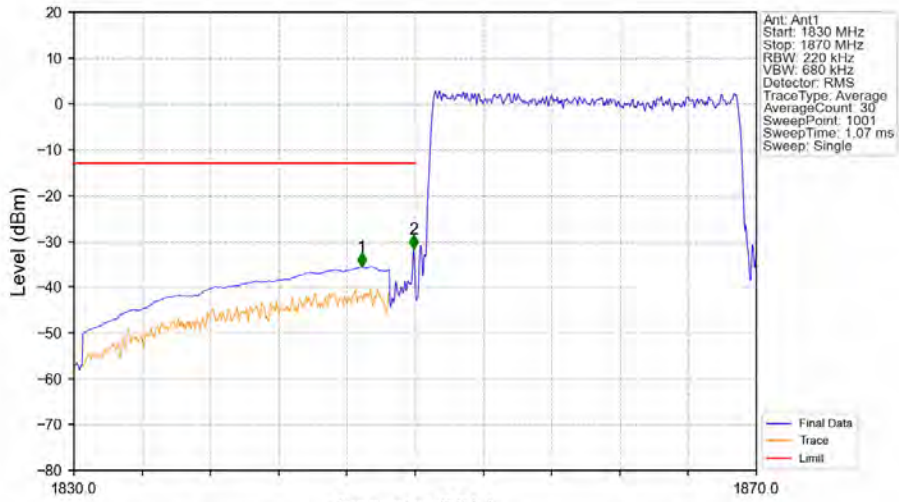
6.6.2 Test Graph



Band25_20MHz_QPSK_LCH_1860MHz_RB_1_0_NTNV

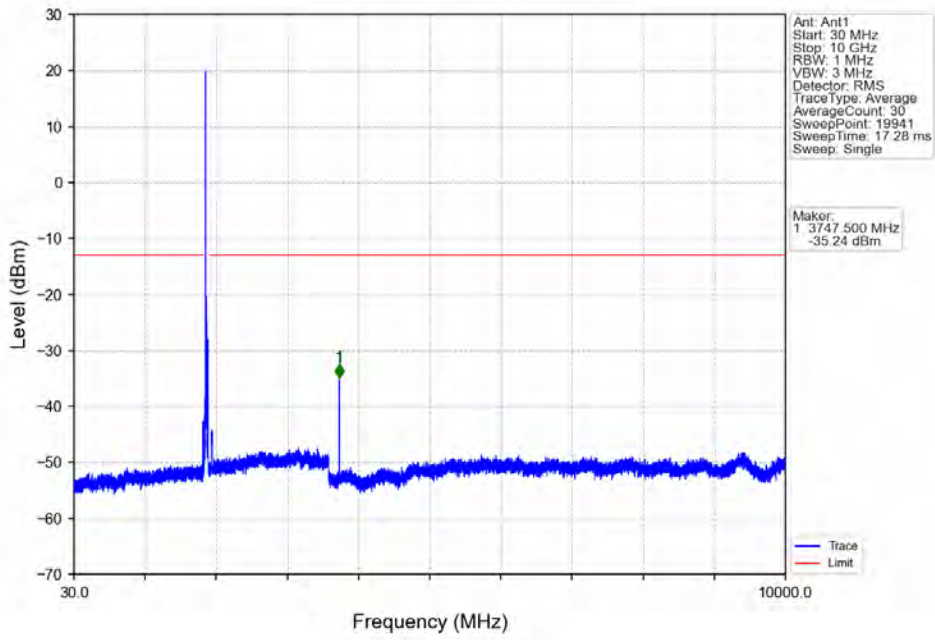


Band25_20MHz_QPSK_LCH_1860MHz_RB_100_0_NTNV

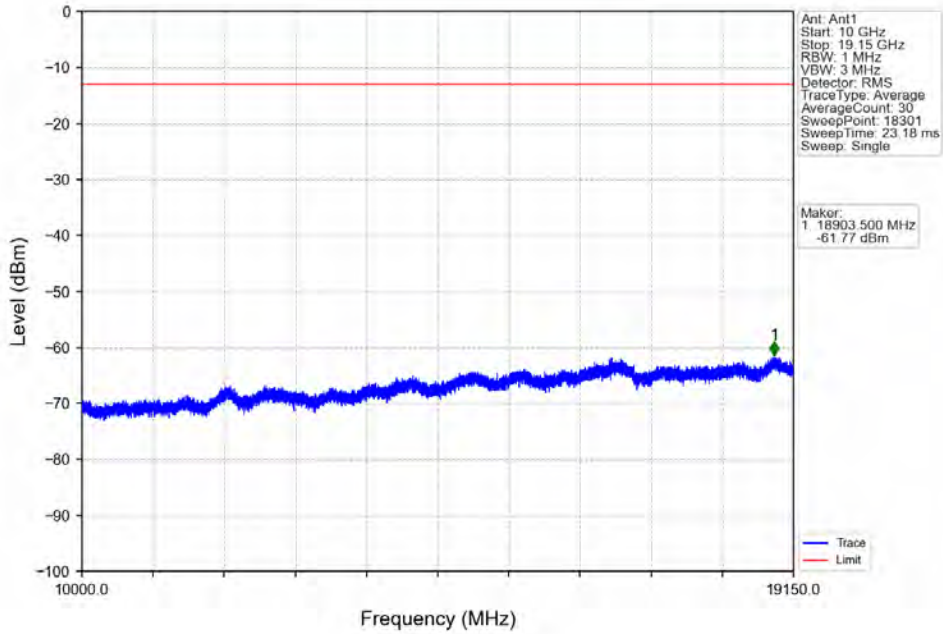


Start (MHz)	Stop (MHz)	RBW (MHz)	Method	Marker No	Freq (MHz)	Level (dBm)	Limit (dBm)	Result
1830	1849	1	CHP	1	1846.880	-35.59	-13	Pass
1849	1850	0.22	/	2	1849.920	-31.66	-13	Pass
1850	1870	0.22	/	/	/	/	/	/

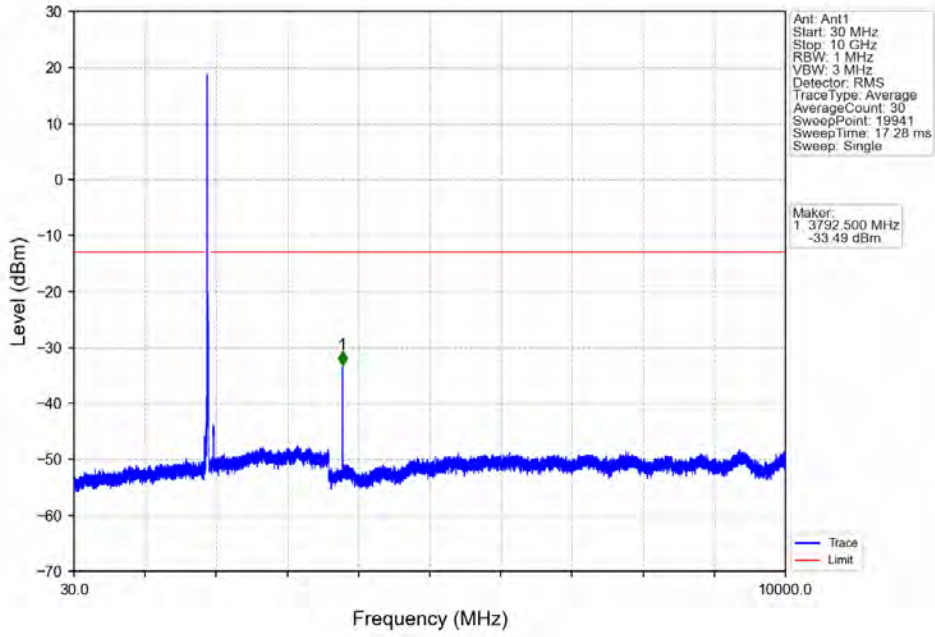
Band25_20MHz_QPSK_MCH_1882.5MHz_RB_1_0_NTNV



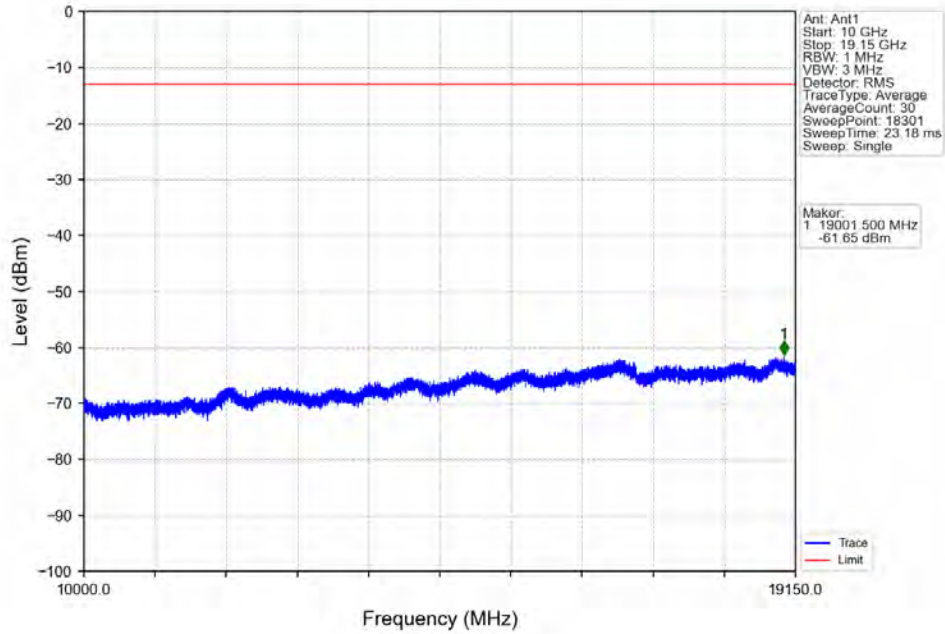
Band25_20MHz_QPSK_MCH_1882.5MHz_RB_1_0_NTNV



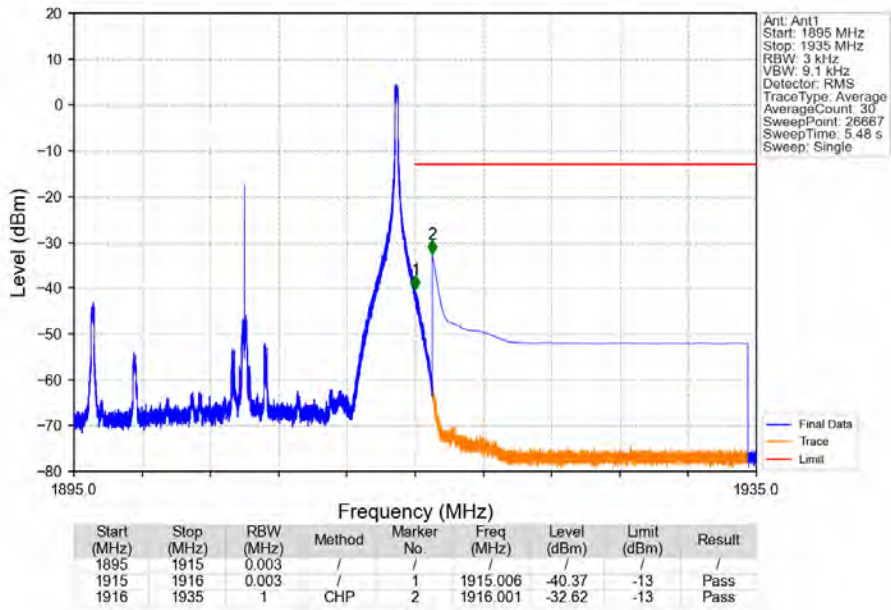
Band25_20MHz_QPSK_HCH_1905MHz_RB_1_0_NTNV



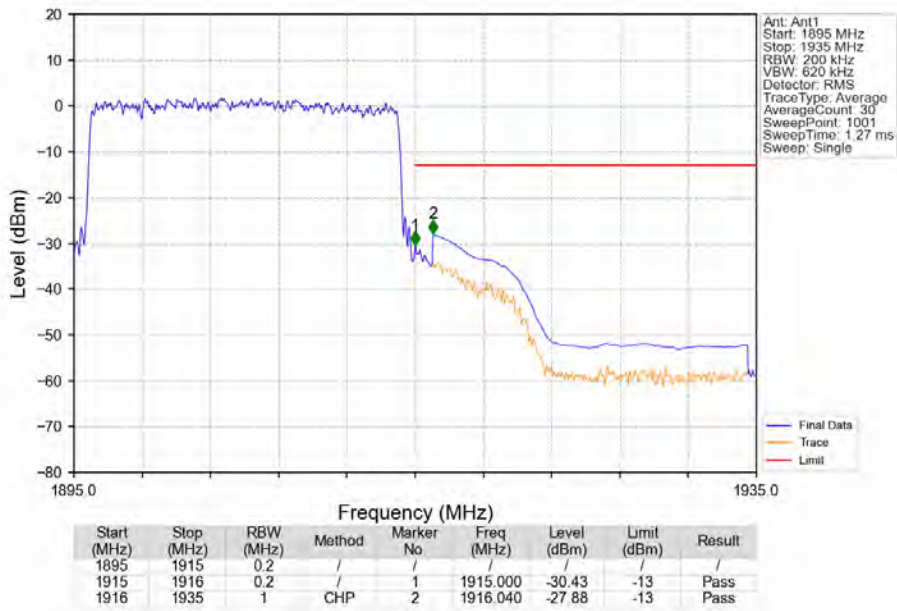
Band25_20MHz_QPSK_HCH_1905MHz_RB_1_0_NTNV



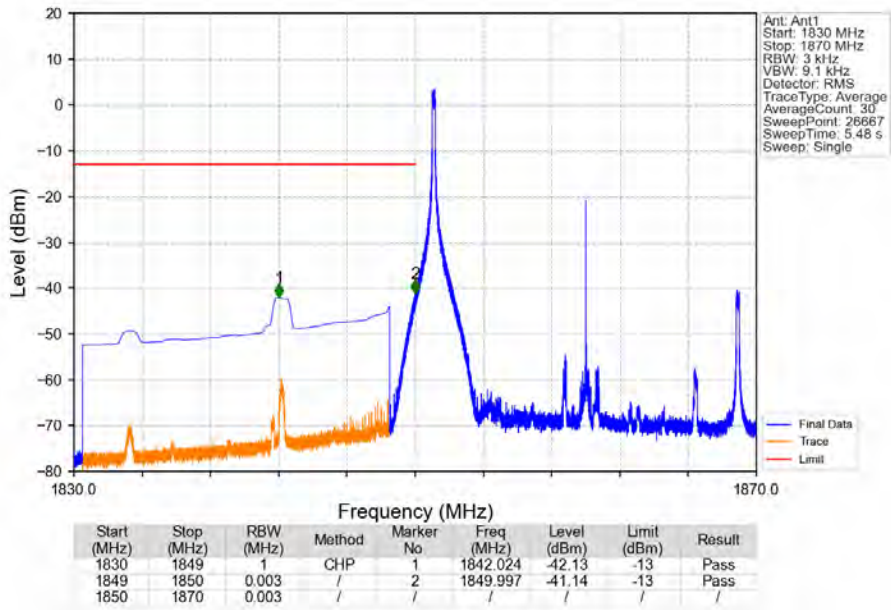
Band25_20MHz_QPSK_HCH_1905MHz_RB_1_99_NTNV



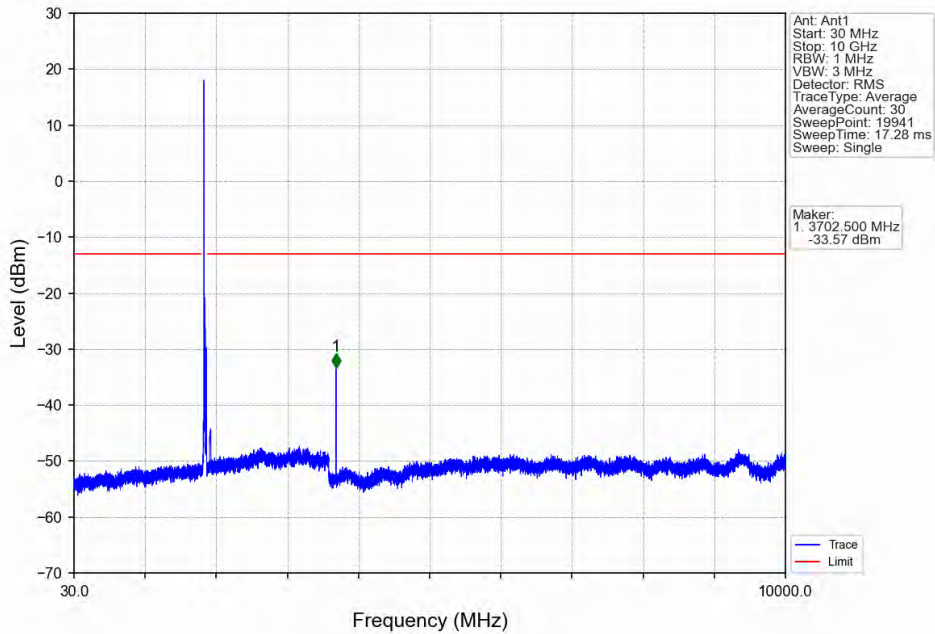
Band25_20MHz_QPSK_HCH_1905MHz_RB_100_0_NTNV



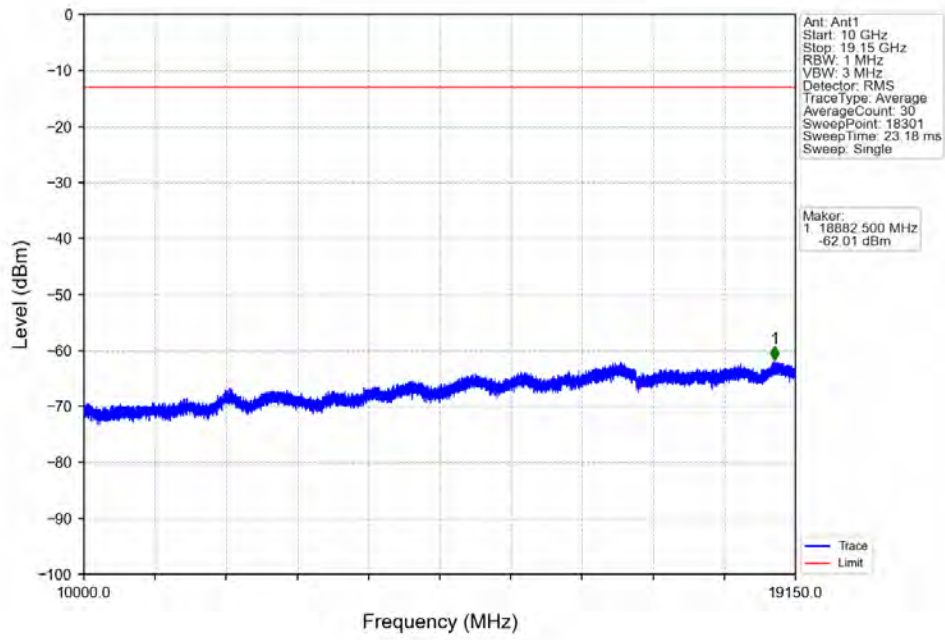
Band25_20MHz_16QAM_LCH_1860MHz_RB_1_0_NTNV



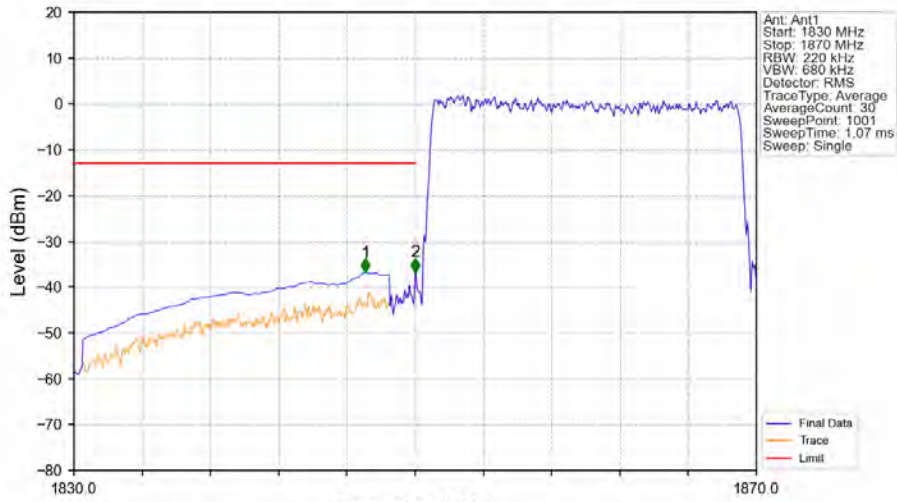
Band25_20MHz_16QAM_LCH_1860MHz_RB_1_0_NTNV



Band25_20MHz_16QAM_LCH_1860MHz_RB_1_0_NTNV

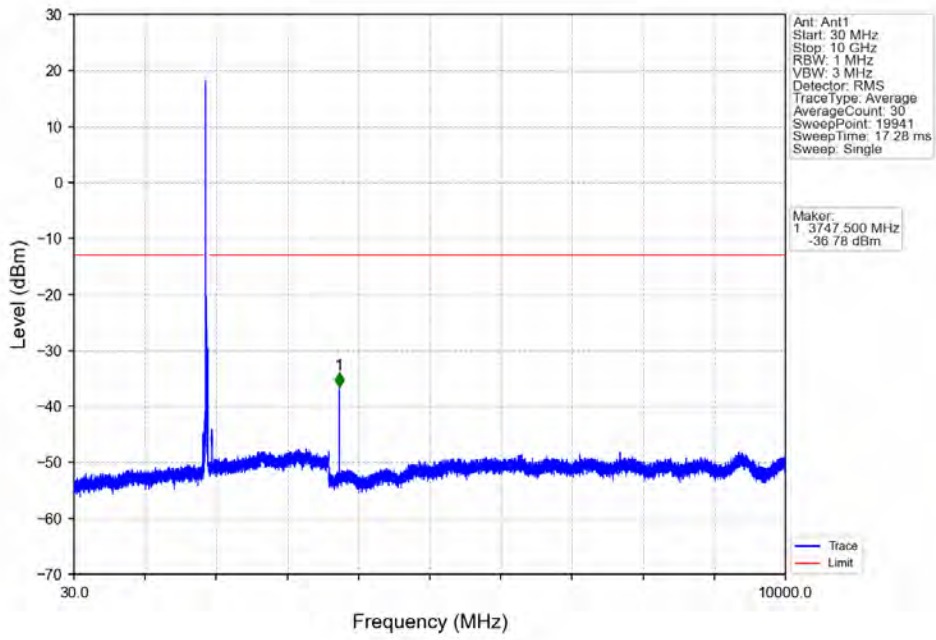


Band25_20MHz_16QAM_LCH_1860MHz_RB_100_0_NTNV

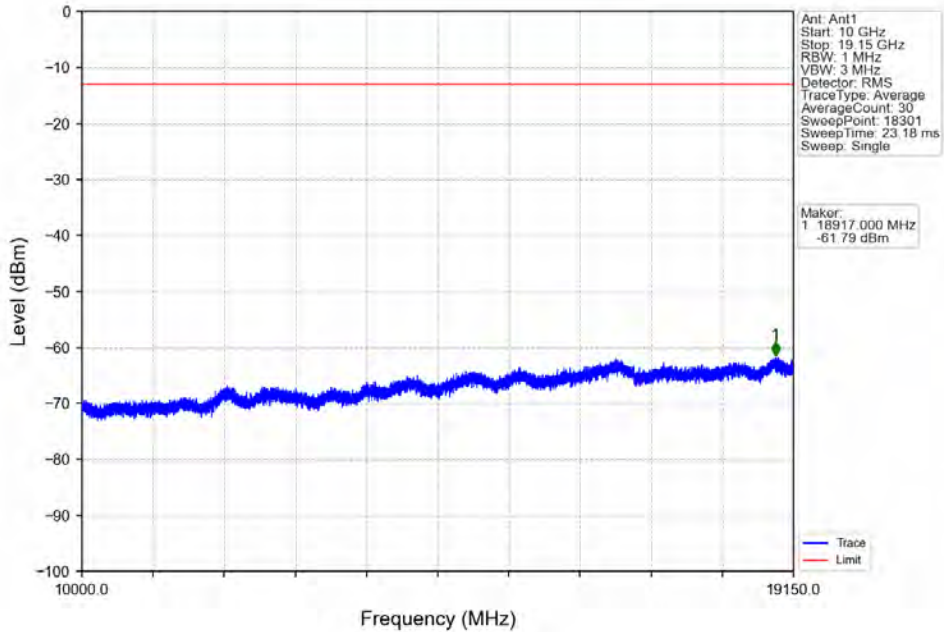


Start (MHz)	Stop (MHz)	RBW (MHz)	Method	Marker No	Freq (MHz)	Level (dBm)	Limit (dBm)	Result
1830	1849	1	CHP	1	1847.080	-36.82	-13	Pass
1849	1850	0.22	/	2	1850.000	-36.73	-13	Pass
1850	1870	0.22	/	/	/	/	/	/

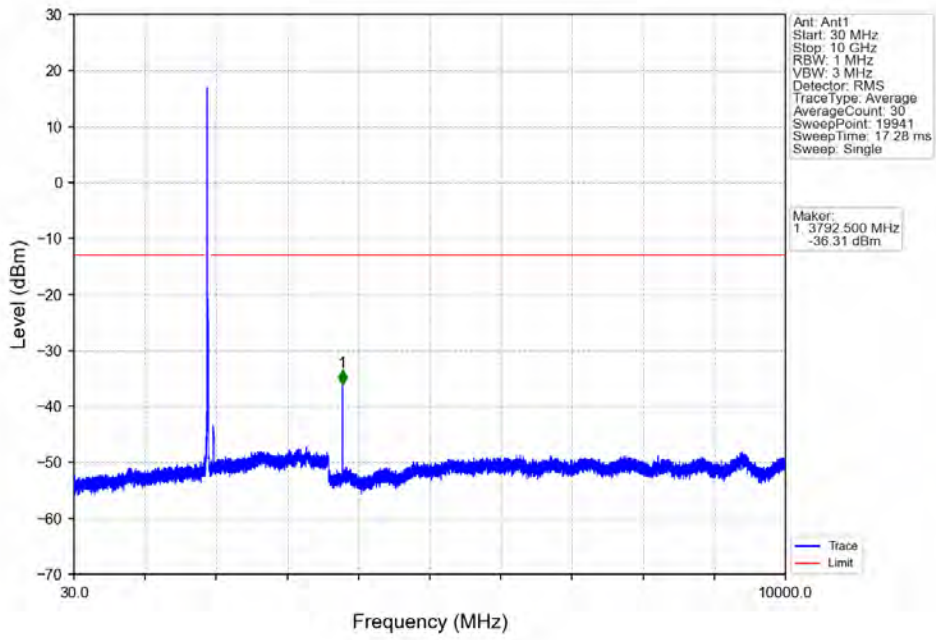
Band25_20MHz_16QAM_MCH_1882.5MHz_RB_1_0_NTNV



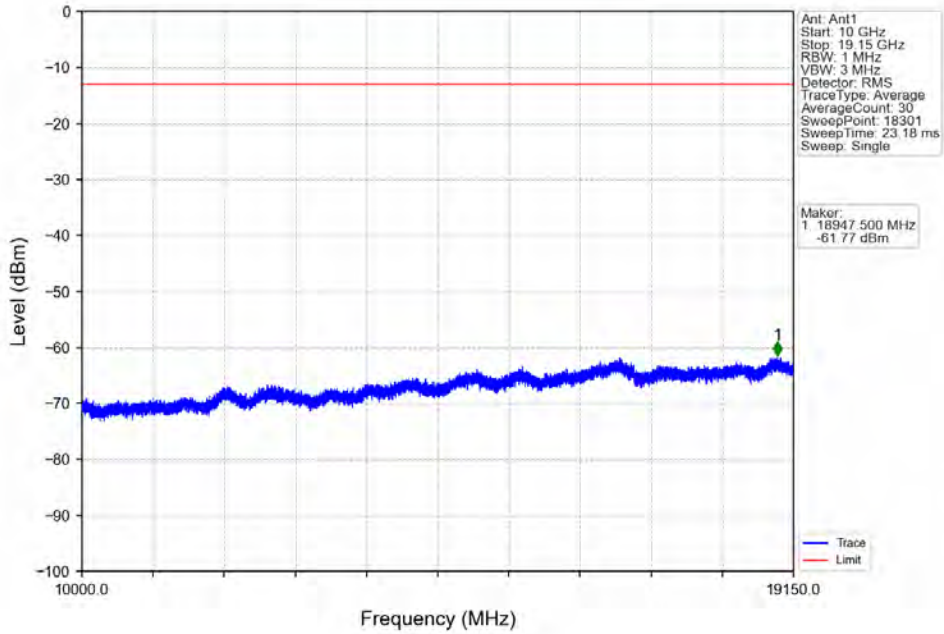
Band25_20MHz_16QAM_MCH_1882.5MHz_RB_1_0_NTNV



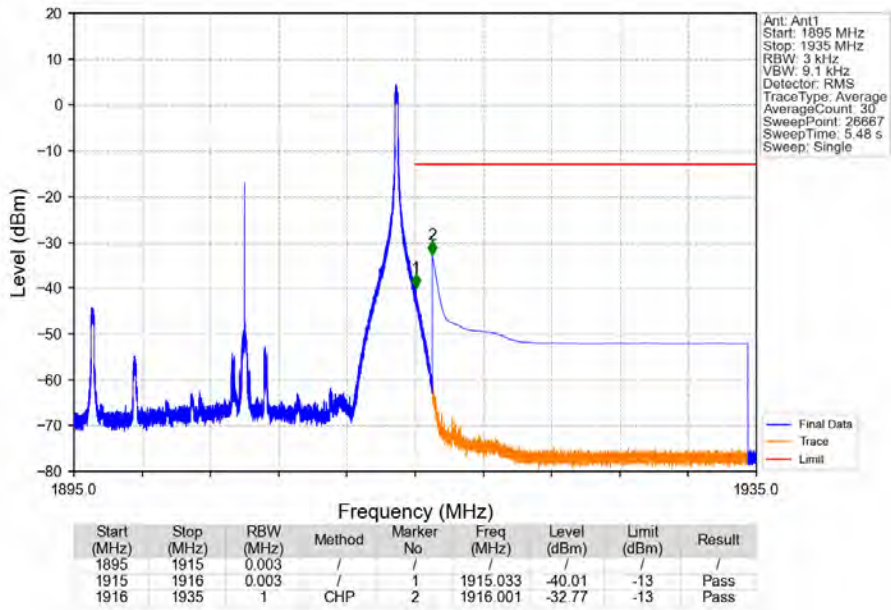
Band25_20MHz_16QAM_HCH_1905MHz_RB_1_0_NTNV



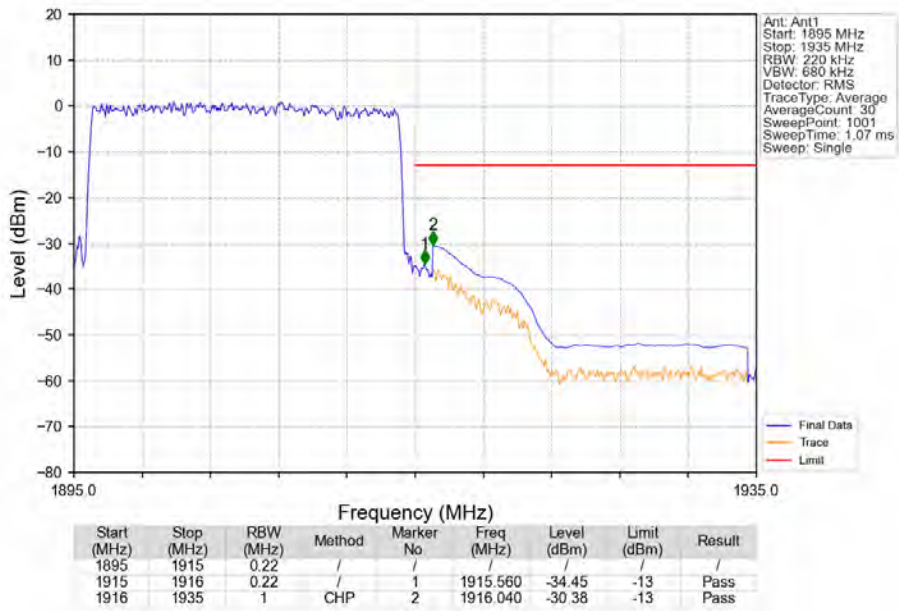
Band25_20MHz_16QAM_HCH_1905MHz_RB_1_0_NTNV



Band25_20MHz_16QAM_HCH_1905MHz_RB_1_99_NTNV



Band25_20MHz_16QAM_HCH_1905MHz_RB_100_0_NTNV



7. Form731

7.1 Form731_Power

7.1.1 Test Result

Band	BW	Lower Freq	High Freq	MAX Power (W)	Value	Hz/ppm	Emission Designator	Rule Parts	MAX Power (dBm)
25	1.4	1850.7	1914.3	0.1959	0.0079	ppm	1M13G7D	24E	22.92
25	1.4	1850.7	1914.3	0.1521	0.0122	ppm	1M11W7D	24E	21.82
25	3	1851.5	1913.5	0.2037	0.0088	ppm	2M73G7D	24E	23.09
25	3	1851.5	1913.5	0.1730	0.0078	ppm	2M73W7D	24E	22.38
25	5	1852.5	1912.5	0.1928	0.0081	ppm	4M59G7D	24E	22.85
25	5	1852.5	1912.5	0.1479	0.0071	ppm	4M60W7D	24E	21.70
25	10	1855	1910	0.1982	0.0057	ppm	9M13G7D	24E	22.97
25	10	1855	1910	0.1734	0.0079	ppm	9M11W7D	24E	22.39
25	15	1857.5	1907.5	0.1923	0.0073	ppm	13M6G7D	24E	22.84
25	15	1857.5	1907.5	0.1626	0.0070	ppm	13M7W7D	24E	22.11
25	20	1860	1905	0.1995	0.0060	ppm	18M2G7D	24E	23.00
25	20	1860	1905	0.1633	0.0065	ppm	18M2W7D	24E	22.13

7.2 Form731_EIRP

7.2.1 Test Result

Band	BW	Lower Freq	High Freq	MAX Power (W)	Value	Hz/ppm	Emission Designator	Rule Parts	MAX Power (dBm)
25	1.4	1850.7	1914.3	0.2133	0.0079	ppm	1M13G7D	24E	23.29
25	1.4	1850.7	1914.3	0.1656	0.0122	ppm	1M11W7D	24E	22.19
25	3	1851.5	1913.5	0.2218	0.0088	ppm	2M73G7D	24E	23.46
25	3	1851.5	1913.5	0.1884	0.0078	ppm	2M73W7D	24E	22.75
25	5	1852.5	1912.5	0.2099	0.0081	ppm	4M59G7D	24E	23.22
25	5	1852.5	1912.5	0.1611	0.0071	ppm	4M60W7D	24E	22.07
25	10	1855	1910	0.2158	0.0057	ppm	9M13G7D	24E	23.34
25	10	1855	1910	0.1888	0.0079	ppm	9M11W7D	24E	22.76
25	15	1857.5	1907.5	0.2094	0.0073	ppm	13M6G7D	24E	23.21
25	15	1857.5	1907.5	0.1770	0.0070	ppm	13M7W7D	24E	22.48
25	20	1860	1905	0.2173	0.0060	ppm	18M2G7D	24E	23.37
25	20	1860	1905	0.1778	0.0065	ppm	18M2W7D	24E	22.50