

1. Effective (Isotropic) Radiated Power Output Data

1.1 B4_1.4MHz_EIRP

1.1.1 Test Result

Band: 4 / Bandwidth: 1.4MHz / NTV										
Modulation	Frequency (MHz)	RB Allocation		Conducted Power (dBm)	Gain (dBi)	EIRP (dBm)		Verdict		
		Size	Offset			Result	Limit			
QPSK	1710.7	1	0	21.51	0.32	21.83	<=30	Pass		
			2	21.61	0.32	21.93	<=30	Pass		
			5	21.52	0.32	21.84	<=30	Pass		
		3	0	21.61	0.32	21.93	<=30	Pass		
			2	21.65	0.32	21.97	<=30	Pass		
			3	21.66	0.32	21.98	<=30	Pass		
		6	0	20.65	0.32	20.97	<=30	Pass		
		1732.5	1	0	21.80	0.32	22.12	<=30	Pass	
				2	21.88	0.32	22.20	<=30	Pass	
	5			21.80	0.32	22.12	<=30	Pass		
	3		0	21.92	0.32	22.24	<=30	Pass		
			2	21.94	0.32	22.26	<=30	Pass		
			3	21.91	0.32	22.23	<=30	Pass		
	6		0	20.91	0.32	21.23	<=30	Pass		
	1754.3		1	0	22.11	0.32	22.43	<=30	Pass	
				2	22.30	0.32	22.62	<=30	Pass	
		5		22.12	0.32	22.44	<=30	Pass		
		3	0	22.20	0.32	22.52	<=30	Pass		
			2	22.22	0.32	22.54	<=30	Pass		
			3	22.22	0.32	22.54	<=30	Pass		
		6	0	21.22	0.32	21.54	<=30	Pass		
		16QAM	1710.7	1	0	20.72	0.32	21.04	<=30	Pass
					2	20.85	0.32	21.17	<=30	Pass
	5				20.73	0.32	21.05	<=30	Pass	
3	0			20.68	0.32	21.00	<=30	Pass		
	2			20.70	0.32	21.02	<=30	Pass		
	3			20.68	0.32	21.00	<=30	Pass		
6	0			19.65	0.32	19.97	<=30	Pass		
1732.5	1			0	20.82	0.32	21.14	<=30	Pass	
				2	20.94	0.32	21.26	<=30	Pass	
			5	20.84	0.32	21.16	<=30	Pass		
	3		0	21.16	0.32	21.48	<=30	Pass		
			2	21.16	0.32	21.48	<=30	Pass		
			3	21.18	0.32	21.50	<=30	Pass		
	6		0	19.92	0.32	20.24	<=30	Pass		
	1754.3		1	0	21.10	0.32	21.42	<=30	Pass	
				2	21.24	0.32	21.56	<=30	Pass	
5				21.19	0.32	21.51	<=30	Pass		
3			0	21.32	0.32	21.64	<=30	Pass		
			2	21.32	0.32	21.64	<=30	Pass		
			3	21.32	0.32	21.64	<=30	Pass		
6			0	20.13	0.32	20.45	<=30	Pass		

Note1: EIRP=Conducted Power+Antenna Gain

1.2 B4_3MHz_EIRP

1.2.1 Test Result

Band: 4 / Bandwidth: 3MHz / NTNV										
Modulation	Frequency (MHz)	RB Allocation		Conducted Power (dBm)	Gain (dBi)	EIRP (dBm)		Verdict		
		Size	Offset			Result	Limit			
QPSK	1711.5	1	0	21.69	0.32	22.01	<=30	Pass		
			7	21.85	0.32	22.17	<=30	Pass		
			14	21.73	0.32	22.05	<=30	Pass		
		8	0	20.72	0.32	21.04	<=30	Pass		
			4	20.77	0.32	21.09	<=30	Pass		
			7	20.72	0.32	21.04	<=30	Pass		
		15	0	20.71	0.32	21.03	<=30	Pass		
		1732.5	1	0	21.90	0.32	22.22	<=30	Pass	
				7	22.05	0.32	22.37	<=30	Pass	
	14			21.91	0.32	22.23	<=30	Pass		
	8		0	20.97	0.32	21.29	<=30	Pass		
			4	20.99	0.32	21.31	<=30	Pass		
			7	20.96	0.32	21.28	<=30	Pass		
	15		0	20.96	0.32	21.28	<=30	Pass		
	1753.5		1	0	22.15	0.32	22.47	<=30	Pass	
				7	22.32	0.32	22.64	<=30	Pass	
		14		22.19	0.32	22.51	<=30	Pass		
		8	0	21.24	0.32	21.56	<=30	Pass		
			4	21.29	0.32	21.61	<=30	Pass		
			7	21.27	0.32	21.59	<=30	Pass		
		15	0	21.22	0.32	21.54	<=30	Pass		
		16QAM	1711.5	1	0	20.75	0.32	21.07	<=30	Pass
					7	20.89	0.32	21.21	<=30	Pass
	14				20.81	0.32	21.13	<=30	Pass	
8	0			19.75	0.32	20.07	<=30	Pass		
	4			19.81	0.32	20.13	<=30	Pass		
	7			19.75	0.32	20.07	<=30	Pass		
15	0			19.75	0.32	20.07	<=30	Pass		
1732.5	1			0	21.12	0.32	21.44	<=30	Pass	
				7	21.28	0.32	21.60	<=30	Pass	
			14	21.12	0.32	21.44	<=30	Pass		
	8		0	19.94	0.32	20.26	<=30	Pass		
			4	19.98	0.32	20.30	<=30	Pass		
			7	19.91	0.32	20.23	<=30	Pass		
	15		0	19.91	0.32	20.23	<=30	Pass		
	1753.5		1	0	21.74	0.32	22.06	<=30	Pass	
				7	21.92	0.32	22.24	<=30	Pass	
14				21.73	0.32	22.05	<=30	Pass		
8			0	20.37	0.32	20.69	<=30	Pass		
			4	20.45	0.32	20.77	<=30	Pass		
			7	20.42	0.32	20.74	<=30	Pass		
15			0	20.29	0.32	20.61	<=30	Pass		

Note1: EIRP=Conducted Power+Antenna Gain

1.3 B4_5MHz_EIRP

1.3.1 Test Result

Band: 4 / Bandwidth: 5MHz / NTNV

Modulation	Frequency (MHz)	RB Allocation		Conducted Power (dBm)	Gain (dBi)	EIRP (dBm)		Verdict		
		Size	Offset			Result	Limit			
QPSK	1712.5	1	0	21.51	0.32	21.83	<=30	Pass		
			13	21.68	0.32	22.00	<=30	Pass		
			24	21.57	0.32	21.89	<=30	Pass		
		12	0	20.60	0.32	20.92	<=30	Pass		
			6	20.63	0.32	20.95	<=30	Pass		
			13	20.66	0.32	20.98	<=30	Pass		
		25	0	20.65	0.32	20.97	<=30	Pass		
		1732.5	1	0	21.69	0.32	22.01	<=30	Pass	
				13	21.85	0.32	22.17	<=30	Pass	
	24			21.79	0.32	22.11	<=30	Pass		
	12		0	20.82	0.32	21.14	<=30	Pass		
			6	20.90	0.32	21.22	<=30	Pass		
			13	20.83	0.32	21.15	<=30	Pass		
	25		0	20.84	0.32	21.16	<=30	Pass		
	1752.5		1	0	22.02	0.32	22.34	<=30	Pass	
				13	22.12	0.32	22.44	<=30	Pass	
		24		22.05	0.32	22.37	<=30	Pass		
		12	0	21.12	0.32	21.44	<=30	Pass		
			6	21.17	0.32	21.49	<=30	Pass		
			13	21.17	0.32	21.49	<=30	Pass		
		25	0	21.15	0.32	21.47	<=30	Pass		
		16QAM	1712.5	1	0	20.67	0.32	20.99	<=30	Pass
					13	20.79	0.32	21.11	<=30	Pass
	24				20.69	0.32	21.01	<=30	Pass	
12	0			19.61	0.32	19.93	<=30	Pass		
	6			19.67	0.32	19.99	<=30	Pass		
	13			19.65	0.32	19.97	<=30	Pass		
25	0			19.67	0.32	19.99	<=30	Pass		
1732.5	1			0	21.04	0.32	21.36	<=30	Pass	
				13	21.16	0.32	21.48	<=30	Pass	
			24	21.11	0.32	21.43	<=30	Pass		
	12		0	19.87	0.32	20.19	<=30	Pass		
			6	19.96	0.32	20.28	<=30	Pass		
			13	19.92	0.32	20.24	<=30	Pass		
	25		0	19.86	0.32	20.18	<=30	Pass		
	1752.5		1	0	20.92	0.32	21.24	<=30	Pass	
				13	21.02	0.32	21.34	<=30	Pass	
24				20.93	0.32	21.25	<=30	Pass		
12			0	20.14	0.32	20.46	<=30	Pass		
			6	20.21	0.32	20.53	<=30	Pass		
			13	20.18	0.32	20.50	<=30	Pass		
25			0	20.16	0.32	20.48	<=30	Pass		

Note1: EIRP=Conducted Power+Antenna Gain

1.4 B4_10MHz_EIRP

1.4.1 Test Result

Band: 4 / Bandwidth: 10MHz / NTN								
Modulation	Frequency (MHz)	RB Allocation		Conducted Power (dBm)	Gain (dBi)	EIRP (dBm)		Verdict
		Size	Offset			Result	Limit	
QPSK	1715	1	0	21.58	0.32	21.90	<=30	Pass
			25	21.92	0.32	22.24	<=30	Pass

		25	49	21.70	0.32	22.02	<=30	Pass		
			0	20.65	0.32	20.97	<=30	Pass		
			13	20.77	0.32	21.09	<=30	Pass		
		50	25	20.81	0.32	21.13	<=30	Pass		
			0	20.76	0.32	21.08	<=30	Pass		
			25	20.96	0.32	21.27	<=30	Pass		
		1732.5	1	0	21.74	0.32	22.06	<=30	Pass	
				25	21.98	0.32	22.30	<=30	Pass	
				49	21.85	0.32	22.17	<=30	Pass	
	25		0	20.95	0.32	21.27	<=30	Pass		
			13	20.96	0.32	21.28	<=30	Pass		
			25	20.96	0.32	21.28	<=30	Pass		
	50		0	20.98	0.32	21.30	<=30	Pass		
	1750		1	0	21.97	0.32	22.29	<=30	Pass	
				25	22.24	0.32	22.56	<=30	Pass	
		49		22.07	0.32	22.39	<=30	Pass		
		25	0	21.20	0.32	21.52	<=30	Pass		
			13	21.21	0.32	21.53	<=30	Pass		
			25	21.28	0.32	21.60	<=30	Pass		
		50	0	21.21	0.32	21.53	<=30	Pass		
		16QAM	1715	1	0	20.65	0.32	20.97	<=30	Pass
					25	20.93	0.32	21.25	<=30	Pass
	49				20.70	0.32	21.02	<=30	Pass	
	25			0	19.74	0.32	20.06	<=30	Pass	
				13	19.83	0.32	20.15	<=30	Pass	
				25	19.91	0.32	20.23	<=30	Pass	
	50			0	19.78	0.32	20.10	<=30	Pass	
1732.5	1			0	21.00	0.32	21.32	<=30	Pass	
				25	21.25	0.32	21.57	<=30	Pass	
			49	21.04	0.32	21.36	<=30	Pass		
	25		0	19.97	0.32	20.29	<=30	Pass		
			13	19.99	0.32	20.31	<=30	Pass		
			25	20.03	0.32	20.35	<=30	Pass		
	50		0	19.95	0.32	20.27	<=30	Pass		
	1750		1	0	21.63	0.32	21.95	<=30	Pass	
				25	21.88	0.32	22.20	<=30	Pass	
49				21.64	0.32	21.96	<=30	Pass		
25			0	20.27	0.32	20.59	<=30	Pass		
			13	20.26	0.32	20.58	<=30	Pass		
			25	20.31	0.32	20.63	<=30	Pass		
50			0	20.22	0.32	20.54	<=30	Pass		
Note1: EIRP=Conducted Power+Antenna Gain										

1.5 B4_15MHz_EIRP

1.5.1 Test Result

Band: 4 / Bandwidth: 15MHz / NTNv								
Modulation	Frequency (MHz)	RB Allocation		Conducted Power (dBm)	Gain (dBi)	EIRP (dBm)		Verdict
		Size	Offset			Result	Limit	
QPSK	1717.5	1	0	21.42	0.32	21.74	<=30	Pass
			38	21.68	0.32	22.00	<=30	Pass
			74	21.55	0.32	21.87	<=30	Pass
		36	0	20.64	0.32	20.96	<=30	Pass
			18	20.74	0.32	21.06	<=30	Pass
			39	20.79	0.32	21.11	<=30	Pass

16QAM	1732.5	75	0	20.74	0.32	21.06	<=30	Pass	
			1	0	21.57	0.32	21.89	<=30	Pass
				38	21.82	0.32	22.14	<=30	Pass
		74		21.72	0.32	22.04	<=30	Pass	
		36	0	20.85	0.32	21.17	<=30	Pass	
			18	20.86	0.32	21.18	<=30	Pass	
			39	20.91	0.32	21.23	<=30	Pass	
		75	0	20.88	0.32	21.20	<=30	Pass	
		1747.5	1	0	21.78	0.32	22.10	<=30	Pass
				38	22.09	0.32	22.41	<=30	Pass
				74	21.91	0.32	22.23	<=30	Pass
			36	0	21.06	0.32	21.38	<=30	Pass
	18			21.16	0.32	21.48	<=30	Pass	
	39			21.13	0.32	21.45	<=30	Pass	
	75		0	21.15	0.32	21.47	<=30	Pass	
	1717.5		1	0	20.87	0.32	21.19	<=30	Pass
				38	21.10	0.32	21.42	<=30	Pass
				74	20.96	0.32	21.28	<=30	Pass
			36	0	19.60	0.32	19.92	<=30	Pass
				18	19.73	0.32	20.05	<=30	Pass
		39		19.79	0.32	20.11	<=30	Pass	
		75	0	19.66	0.32	19.98	<=30	Pass	
		1732.5	1	0	20.76	0.32	21.08	<=30	Pass
				38	21.02	0.32	21.34	<=30	Pass
74				20.95	0.32	21.27	<=30	Pass	
36			0	19.87	0.32	20.19	<=30	Pass	
			18	19.91	0.32	20.23	<=30	Pass	
	39		19.88	0.32	20.20	<=30	Pass		
75	0		19.90	0.32	20.22	<=30	Pass		
1747.5	1		0	21.41	0.32	21.73	<=30	Pass	
			38	21.72	0.32	22.04	<=30	Pass	
			74	21.49	0.32	21.81	<=30	Pass	
	36		0	20.08	0.32	20.40	<=30	Pass	
			18	20.18	0.32	20.50	<=30	Pass	
		39	20.15	0.32	20.47	<=30	Pass		
	75	0	20.10	0.32	20.42	<=30	Pass		

Note1: EIRP=Conducted Power+Antenna Gain

1.6 B4_20MHz_EIRP

1.6.1 Test Result

Band: 4 / Bandwidth: 20MHz / NTNV								
Modulation	Frequency (MHz)	RB Allocation		Conducted Power (dBm)	Gain (dBi)	EIRP (dBm)		Verdict
		Size	Offset			Result	Limit	
QPSK	1720	1	0	21.23	0.32	21.55	<=30	Pass
			50	21.81	0.32	22.13	<=30	Pass
			99	21.44	0.32	21.76	<=30	Pass
		50	0	20.61	0.32	20.93	<=30	Pass
			25	20.74	0.32	21.06	<=30	Pass
			50	20.78	0.32	21.10	<=30	Pass
	100	0	20.69	0.32	21.01	<=30	Pass	
	1732.5	1	0	21.41	0.32	21.73	<=30	Pass
			50	21.97	0.32	22.29	<=30	Pass
			99	21.71	0.32	22.03	<=30	Pass

		50	0	20.88	0.32	21.20	<=30	Pass	
			25	20.93	0.32	21.25	<=30	Pass	
			50	20.95	0.32	21.27	<=30	Pass	
		100	0	20.92	0.32	21.24	<=30	Pass	
			1	0	21.54	0.32	21.86	<=30	Pass
				50	22.20	0.32	22.52	<=30	Pass
	99	21.74		0.32	22.06	<=30	Pass		
	1745	50	0	21.08	0.32	21.40	<=30	Pass	
			25	21.12	0.32	21.44	<=30	Pass	
			50	21.20	0.32	21.52	<=30	Pass	
		100	0	21.13	0.32	21.45	<=30	Pass	
			1	0	20.82	0.32	21.14	<=30	Pass
50				21.36	0.32	21.68	<=30	Pass	
99	21.03	0.32		21.35	<=30	Pass			
16QAM	1720	50	0	19.61	0.32	19.93	<=30	Pass	
			25	19.74	0.32	20.06	<=30	Pass	
			50	19.77	0.32	20.09	<=30	Pass	
		100	0	19.70	0.32	20.02	<=30	Pass	
			1	0	20.61	0.32	20.93	<=30	Pass
				50	21.22	0.32	21.54	<=30	Pass
	99	20.96		0.32	21.28	<=30	Pass		
	1732.5	50	0	19.84	0.32	20.16	<=30	Pass	
			25	19.93	0.32	20.25	<=30	Pass	
			50	19.93	0.32	20.25	<=30	Pass	
		100	0	19.89	0.32	20.21	<=30	Pass	
			1	0	20.88	0.32	21.20	<=30	Pass
				50	21.54	0.32	21.86	<=30	Pass
	1745	50		0	20.11	0.32	20.43	<=30	Pass
			25	20.14	0.32	20.46	<=30	Pass	
			50	20.21	0.32	20.53	<=30	Pass	
		100	0	20.15	0.32	20.47	<=30	Pass	
			1	0	20.88	0.32	21.20	<=30	Pass
50				21.54	0.32	21.86	<=30	Pass	
99	21.04	0.32		21.36	<=30	Pass			
Note1: EIRP=Conducted Power+Antenna Gain									

2. Frequency Stability

2.1 B4_1.4MHz

2.1.1 Test Result

Band: 4 / Bandwidth: 1.4MHz										
Modulation	Frequency (MHz)	RB Allocation		Temp. (°C)	Voltage (VDC)	Freq. Error (Hz)	Freq. vs. Rated (ppm)		Verdict	
		Size	Offset				Result	Limit		
QPSK	1710.7	6	0	20	3.27	-3.562	-0.0021	-2.5 to 2.5	Pass	
					3.85	-1.502	-0.0009	-2.5 to 2.5	Pass	
					4.43	-10.357	-0.0061	-2.5 to 2.5	Pass	
				-30	3.85	-4.392	-0.0026	-2.5 to 2.5	Pass	
					-20	3.85	-3.448	-0.0020	-2.5 to 2.5	Pass
						3.85	-8.941	-0.0052	-2.5 to 2.5	Pass
				0	3.85	0.257	0.0002	-2.5 to 2.5	Pass	
					10	3.85	-7.281	-0.0043	-2.5 to 2.5	Pass
					30	3.85	-7.024	-0.0041	-2.5 to 2.5	Pass
				40	3.85	-10.614	-0.0062	-2.5 to 2.5	Pass	
					50	3.85	-5.865	-0.0034	-2.5 to 2.5	Pass

	1732.5	6	0	20	3.27	6.609	0.0038	-2.5 to 2.5	Pass
					3.85	-8.883	-0.0051	-2.5 to 2.5	Pass
					4.43	-12.832	-0.0074	-2.5 to 2.5	Pass
				-30	3.85	4.148	0.0024	-2.5 to 2.5	Pass
				-20	3.85	2.975	0.0017	-2.5 to 2.5	Pass
				-10	3.85	2.618	0.0015	-2.5 to 2.5	Pass
				0	3.85	2.675	0.0015	-2.5 to 2.5	Pass
				10	3.85	-9.770	-0.0056	-2.5 to 2.5	Pass
				30	3.85	-5.350	-0.0031	-2.5 to 2.5	Pass
	40	3.85	-10.986	-0.0063	-2.5 to 2.5	Pass			
	50	3.85	-6.595	-0.0038	-2.5 to 2.5	Pass			
	1754.3	6	0	20	3.27	1.059	0.0006	-2.5 to 2.5	Pass
					3.85	-13.304	-0.0076	-2.5 to 2.5	Pass
					4.43	-11.172	-0.0064	-2.5 to 2.5	Pass
				-30	3.85	-6.752	-0.0038	-2.5 to 2.5	Pass
				-20	3.85	2.503	0.0014	-2.5 to 2.5	Pass
				-10	3.85	-2.232	-0.0013	-2.5 to 2.5	Pass
				0	3.85	-7.596	-0.0043	-2.5 to 2.5	Pass
10				3.85	-1.831	-0.0010	-2.5 to 2.5	Pass	
30				3.85	-3.591	-0.0020	-2.5 to 2.5	Pass	
40	3.85	-9.270	-0.0053	-2.5 to 2.5	Pass				
50	3.85	18.539	0.0106	-2.5 to 2.5	Pass				
16QAM	1710.7	6	0	20	3.27	-4.950	-0.0029	-2.5 to 2.5	Pass
					3.85	-7.138	-0.0042	-2.5 to 2.5	Pass
					4.43	-1.059	-0.0006	-2.5 to 2.5	Pass
				-30	3.85	-7.424	-0.0043	-2.5 to 2.5	Pass
				-20	3.85	-1.960	-0.0011	-2.5 to 2.5	Pass
				-10	3.85	-5.479	-0.0032	-2.5 to 2.5	Pass
				0	3.85	-8.483	-0.0050	-2.5 to 2.5	Pass
				10	3.85	-8.140	-0.0048	-2.5 to 2.5	Pass
				30	3.85	-8.497	-0.0050	-2.5 to 2.5	Pass
	40	3.85	-4.921	-0.0029	-2.5 to 2.5	Pass			
	50	3.85	4.134	0.0024	-2.5 to 2.5	Pass			
	1732.5	6	0	20	3.27	-10.972	-0.0063	-2.5 to 2.5	Pass
					3.85	-4.706	-0.0027	-2.5 to 2.5	Pass
					4.43	-4.578	-0.0026	-2.5 to 2.5	Pass
				-30	3.85	-6.881	-0.0040	-2.5 to 2.5	Pass
				-20	3.85	6.967	0.0040	-2.5 to 2.5	Pass
				-10	3.85	6.595	0.0038	-2.5 to 2.5	Pass
				0	3.85	-5.493	-0.0032	-2.5 to 2.5	Pass
10				3.85	1.087	0.0006	-2.5 to 2.5	Pass	
30				3.85	3.347	0.0019	-2.5 to 2.5	Pass	
40	3.85	-10.529	-0.0061	-2.5 to 2.5	Pass				
50	3.85	-1.731	-0.0010	-2.5 to 2.5	Pass				
1754.3	6	0	20	3.27	-3.119	-0.0018	-2.5 to 2.5	Pass	
				3.85	-2.460	-0.0014	-2.5 to 2.5	Pass	
				4.43	-1.287	-0.0007	-2.5 to 2.5	Pass	
			-30	3.85	-0.415	-0.0002	-2.5 to 2.5	Pass	
			-20	3.85	8.798	0.0050	-2.5 to 2.5	Pass	
			-10	3.85	-9.499	-0.0054	-2.5 to 2.5	Pass	
			0	3.85	-2.875	-0.0016	-2.5 to 2.5	Pass	
			10	3.85	2.975	0.0017	-2.5 to 2.5	Pass	
			30	3.85	6.409	0.0037	-2.5 to 2.5	Pass	
40	3.85	-1.760	-0.0010	-2.5 to 2.5	Pass				
50	3.85	-11.630	-0.0066	-2.5 to 2.5	Pass				

2.2 B4_3MHz

2.2.1 Test Result

Band: 4 / Bandwidth: 3MHz									
Modulation	Frequency (MHz)	RB Allocation		Temp. (°C)	Voltage (VDC)	Freq. Error (Hz)	Freq. vs. Rated (ppm)		Verdict
		Size	Offset				Result	Limit	
QPSK	1711.5	15	0	20	3.27	-0.787	-0.0005	-2.5 to 2.5	Pass
					3.85	0.515	0.0003	-2.5 to 2.5	Pass
					4.43	-10.428	-0.0061	-2.5 to 2.5	Pass
				-30	3.85	-7.052	-0.0041	-2.5 to 2.5	Pass
				-20	3.85	-8.526	-0.0050	-2.5 to 2.5	Pass
				-10	3.85	-7.610	-0.0044	-2.5 to 2.5	Pass
				0	3.85	-13.976	-0.0082	-2.5 to 2.5	Pass
				10	3.85	-8.984	-0.0052	-2.5 to 2.5	Pass
				30	3.85	-9.642	-0.0056	-2.5 to 2.5	Pass
	40	3.85	-10.529	-0.0062	-2.5 to 2.5	Pass			
	50	3.85	-9.127	-0.0053	-2.5 to 2.5	Pass			
	1732.5	15	0	20	3.27	3.834	0.0022	-2.5 to 2.5	Pass
					3.85	0.758	0.0004	-2.5 to 2.5	Pass
					4.43	2.890	0.0017	-2.5 to 2.5	Pass
				-30	3.85	-13.318	-0.0077	-2.5 to 2.5	Pass
				-20	3.85	-7.725	-0.0045	-2.5 to 2.5	Pass
				-10	3.85	4.578	0.0026	-2.5 to 2.5	Pass
				0	3.85	-3.633	-0.0021	-2.5 to 2.5	Pass
				10	3.85	9.527	0.0055	-2.5 to 2.5	Pass
				30	3.85	-4.392	-0.0025	-2.5 to 2.5	Pass
	40	3.85	1.960	0.0011	-2.5 to 2.5	Pass			
	50	3.85	-6.280	-0.0036	-2.5 to 2.5	Pass			
	1753.5	15	0	20	3.27	-10.672	-0.0061	-2.5 to 2.5	Pass
					3.85	-8.240	-0.0047	-2.5 to 2.5	Pass
					4.43	-8.783	-0.0050	-2.5 to 2.5	Pass
				-30	3.85	-10.300	-0.0059	-2.5 to 2.5	Pass
				-20	3.85	1.016	0.0006	-2.5 to 2.5	Pass
-10				3.85	-5.164	-0.0029	-2.5 to 2.5	Pass	
0				3.85	-15.836	-0.0090	-2.5 to 2.5	Pass	
10				3.85	-7.753	-0.0044	-2.5 to 2.5	Pass	
30				3.85	-5.994	-0.0034	-2.5 to 2.5	Pass	
40	3.85	-5.264	-0.0030	-2.5 to 2.5	Pass				
50	3.85	-15.807	-0.0090	-2.5 to 2.5	Pass				
16QAM	1711.5	15	0	20	3.27	-13.704	-0.0080	-2.5 to 2.5	Pass
					3.85	-5.479	-0.0032	-2.5 to 2.5	Pass
					4.43	3.276	0.0019	-2.5 to 2.5	Pass
				-30	3.85	3.362	0.0020	-2.5 to 2.5	Pass
				-20	3.85	-1.702	-0.0010	-2.5 to 2.5	Pass
				-10	3.85	-2.475	-0.0014	-2.5 to 2.5	Pass
				0	3.85	1.802	0.0011	-2.5 to 2.5	Pass
				10	3.85	1.588	0.0009	-2.5 to 2.5	Pass
				30	3.85	-10.843	-0.0063	-2.5 to 2.5	Pass
	40	3.85	-8.926	-0.0052	-2.5 to 2.5	Pass			
	50	3.85	6.781	0.0040	-2.5 to 2.5	Pass			
	1732.5	15	0	20	3.27	-5.708	-0.0033	-2.5 to 2.5	Pass
					3.85	-9.727	-0.0056	-2.5 to 2.5	Pass
					4.43	0.529	0.0003	-2.5 to 2.5	Pass
				-30	3.85	-6.366	-0.0037	-2.5 to 2.5	Pass
-20				3.85	-4.148	-0.0024	-2.5 to 2.5	Pass	

				-10	3.85	-10.042	-0.0058	-2.5 to 2.5	Pass
				0	3.85	-6.151	-0.0036	-2.5 to 2.5	Pass
				10	3.85	-8.311	-0.0048	-2.5 to 2.5	Pass
				30	3.85	3.834	0.0022	-2.5 to 2.5	Pass
				40	3.85	2.217	0.0013	-2.5 to 2.5	Pass
				50	3.85	0.772	0.0004	-2.5 to 2.5	Pass
	1753.5	15	0	20	3.27	-0.644	-0.0004	-2.5 to 2.5	Pass
					3.85	-5.679	-0.0032	-2.5 to 2.5	Pass
					4.43	-14.334	-0.0082	-2.5 to 2.5	Pass
				-30	3.85	-14.219	-0.0081	-2.5 to 2.5	Pass
				-20	3.85	-15.278	-0.0087	-2.5 to 2.5	Pass
				-10	3.85	-2.117	-0.0012	-2.5 to 2.5	Pass
				0	3.85	-9.670	-0.0055	-2.5 to 2.5	Pass
				10	3.85	-0.529	-0.0003	-2.5 to 2.5	Pass
				30	3.85	-3.262	-0.0019	-2.5 to 2.5	Pass
				40	3.85	-9.227	-0.0053	-2.5 to 2.5	Pass
				50	3.85	-7.753	-0.0044	-2.5 to 2.5	Pass

2.3 B4_5MHz

2.3.1 Test Result

Band: 4 / Bandwidth: 5MHz									
Modulation	Frequency (MHz)	RB Allocation		Temp. (°C)	Voltage (VDC)	Freq. Error (Hz)	Freq. vs. Rated (ppm)		Verdict
		Size	Offset				Result	Limit	
QPSK	1712.5	25	0	20	3.27	-9.441	-0.0055	-2.5 to 2.5	Pass
					3.85	-5.264	-0.0031	-2.5 to 2.5	Pass
					4.43	-3.147	-0.0018	-2.5 to 2.5	Pass
				-30	3.85	-4.821	-0.0028	-2.5 to 2.5	Pass
				-20	3.85	-5.636	-0.0033	-2.5 to 2.5	Pass
				-10	3.85	-5.250	-0.0031	-2.5 to 2.5	Pass
				0	3.85	-5.465	-0.0032	-2.5 to 2.5	Pass
				10	3.85	-5.507	-0.0032	-2.5 to 2.5	Pass
				30	3.85	-1.974	-0.0012	-2.5 to 2.5	Pass
				40	3.85	-11.544	-0.0067	-2.5 to 2.5	Pass
				50	3.85	-5.207	-0.0030	-2.5 to 2.5	Pass
				1732.5	25	0	20	3.27	6.137
	3.85	0.272	0.0002					-2.5 to 2.5	Pass
	4.43	-3.862	-0.0022					-2.5 to 2.5	Pass
	-30	3.85	-2.046				-0.0012	-2.5 to 2.5	Pass
	-20	3.85	-3.233				-0.0019	-2.5 to 2.5	Pass
	-10	3.85	0.486				0.0003	-2.5 to 2.5	Pass
	0	3.85	-5.050				-0.0029	-2.5 to 2.5	Pass
	10	3.85	-4.377				-0.0025	-2.5 to 2.5	Pass
	30	3.85	2.003				0.0012	-2.5 to 2.5	Pass
	40	3.85	-0.701				-0.0004	-2.5 to 2.5	Pass
	50	3.85	0.086				0.0000	-2.5 to 2.5	Pass
	1752.5	25	0				20	3.27	-4.935
				3.85	-8.526	-0.0049		-2.5 to 2.5	Pass
				4.43	-10.757	-0.0061		-2.5 to 2.5	Pass
				-30	3.85	-12.431	-0.0071	-2.5 to 2.5	Pass
				-20	3.85	-10.228	-0.0058	-2.5 to 2.5	Pass
				-10	3.85	-4.292	-0.0024	-2.5 to 2.5	Pass
				0	3.85	-16.322	-0.0093	-2.5 to 2.5	Pass
				10	3.85	2.174	0.0012	-2.5 to 2.5	Pass

				30	3.85	-1.216	-0.0007	-2.5 to 2.5	Pass
				40	3.85	2.589	0.0015	-2.5 to 2.5	Pass
				50	3.85	-14.548	-0.0083	-2.5 to 2.5	Pass
16QAM	1712.5	25	0	20	3.27	6.824	0.0040	-2.5 to 2.5	Pass
					3.85	-1.473	-0.0009	-2.5 to 2.5	Pass
					4.43	3.819	0.0022	-2.5 to 2.5	Pass
				-30	3.85	-4.249	-0.0025	-2.5 to 2.5	Pass
				-20	3.85	-0.730	-0.0004	-2.5 to 2.5	Pass
				-10	3.85	-6.208	-0.0036	-2.5 to 2.5	Pass
				0	3.85	-1.602	-0.0009	-2.5 to 2.5	Pass
				10	3.85	-0.987	-0.0006	-2.5 to 2.5	Pass
				30	3.85	1.144	0.0007	-2.5 to 2.5	Pass
	40	3.85	-6.852	-0.0040	-2.5 to 2.5	Pass			
	50	3.85	-0.772	-0.0005	-2.5 to 2.5	Pass			
	1732.5	25	0	20	3.27	-8.397	-0.0048	-2.5 to 2.5	Pass
					3.85	4.449	0.0026	-2.5 to 2.5	Pass
					4.43	4.506	0.0026	-2.5 to 2.5	Pass
				-30	3.85	-3.963	-0.0023	-2.5 to 2.5	Pass
				-20	3.85	-3.033	-0.0018	-2.5 to 2.5	Pass
				-10	3.85	5.722	0.0033	-2.5 to 2.5	Pass
				0	3.85	5.722	0.0033	-2.5 to 2.5	Pass
				10	3.85	-4.821	-0.0028	-2.5 to 2.5	Pass
				30	3.85	-4.764	-0.0027	-2.5 to 2.5	Pass
	40	3.85	-0.658	-0.0004	-2.5 to 2.5	Pass			
	50	3.85	-11.144	-0.0064	-2.5 to 2.5	Pass			
	1752.5	25	0	20	3.27	-13.576	-0.0077	-2.5 to 2.5	Pass
					3.85	-7.954	-0.0045	-2.5 to 2.5	Pass
					4.43	-9.842	-0.0056	-2.5 to 2.5	Pass
				-30	3.85	-2.117	-0.0012	-2.5 to 2.5	Pass
				-20	3.85	-7.925	-0.0045	-2.5 to 2.5	Pass
-10				3.85	4.864	0.0028	-2.5 to 2.5	Pass	
0				3.85	-11.530	-0.0066	-2.5 to 2.5	Pass	
10				3.85	-4.306	-0.0025	-2.5 to 2.5	Pass	
30				3.85	-1.760	-0.0010	-2.5 to 2.5	Pass	
40	3.85	-0.386	-0.0002	-2.5 to 2.5	Pass				
50	3.85	-6.065	-0.0035	-2.5 to 2.5	Pass				

2.4 B4_10MHz

2.4.1 Test Result

Band: 4 / Bandwidth: 10MHz									
Modulation	Frequency (MHz)	RB Allocation		Temp. (°C)	Voltage (VDC)	Freq. Error (Hz)	Freq. vs. Rated (ppm)		Verdict
		Size	Offset				Result	Limit	
QPSK	1715	50	0	20	3.27	-7.353	-0.0043	-2.5 to 2.5	Pass
					3.85	-8.554	-0.0050	-2.5 to 2.5	Pass
					4.43	-4.592	-0.0027	-2.5 to 2.5	Pass
				-30	3.85	-6.895	-0.0040	-2.5 to 2.5	Pass
				-20	3.85	-9.198	-0.0054	-2.5 to 2.5	Pass
				-10	3.85	-7.010	-0.0041	-2.5 to 2.5	Pass
				0	3.85	-9.556	-0.0056	-2.5 to 2.5	Pass
				10	3.85	-9.770	-0.0057	-2.5 to 2.5	Pass
				30	3.85	-3.963	-0.0023	-2.5 to 2.5	Pass
				40	3.85	-1.259	-0.0007	-2.5 to 2.5	Pass
				50	3.85	-6.094	-0.0036	-2.5 to 2.5	Pass

	1732.5	50	0	20	3.27	-0.186	-0.0001	-2.5 to 2.5	Pass
					3.85	-3.347	-0.0019	-2.5 to 2.5	Pass
					4.43	0.343	0.0002	-2.5 to 2.5	Pass
				-30	3.85	-1.531	-0.0009	-2.5 to 2.5	Pass
				-20	3.85	-5.336	-0.0031	-2.5 to 2.5	Pass
				-10	3.85	-8.011	-0.0046	-2.5 to 2.5	Pass
				0	3.85	-5.221	-0.0030	-2.5 to 2.5	Pass
				10	3.85	-0.072	0.0000	-2.5 to 2.5	Pass
				30	3.85	-3.991	-0.0023	-2.5 to 2.5	Pass
	40	3.85	-7.153	-0.0041	-2.5 to 2.5	Pass			
	50	3.85	-12.474	-0.0072	-2.5 to 2.5	Pass			
	1750	50	0	20	3.27	-8.383	-0.0048	-2.5 to 2.5	Pass
					3.85	-5.379	-0.0031	-2.5 to 2.5	Pass
					4.43	-4.134	-0.0024	-2.5 to 2.5	Pass
				-30	3.85	-6.738	-0.0039	-2.5 to 2.5	Pass
				-20	3.85	-9.685	-0.0055	-2.5 to 2.5	Pass
				-10	3.85	-8.383	-0.0048	-2.5 to 2.5	Pass
				0	3.85	-4.592	-0.0026	-2.5 to 2.5	Pass
10				3.85	-4.120	-0.0024	-2.5 to 2.5	Pass	
30				3.85	-2.561	-0.0015	-2.5 to 2.5	Pass	
40	3.85	-2.646	-0.0015	-2.5 to 2.5	Pass				
50	3.85	-5.980	-0.0034	-2.5 to 2.5	Pass				
16QAM	1715	50	0	20	3.27	0.000	0.0000	-2.5 to 2.5	Pass
					3.85	-10.643	-0.0062	-2.5 to 2.5	Pass
					4.43	-7.167	-0.0042	-2.5 to 2.5	Pass
				-30	3.85	-11.473	-0.0067	-2.5 to 2.5	Pass
				-20	3.85	-1.616	-0.0009	-2.5 to 2.5	Pass
				-10	3.85	-8.826	-0.0051	-2.5 to 2.5	Pass
				0	3.85	-4.034	-0.0024	-2.5 to 2.5	Pass
				10	3.85	-11.172	-0.0065	-2.5 to 2.5	Pass
				30	3.85	-1.302	-0.0008	-2.5 to 2.5	Pass
	40	3.85	-4.721	-0.0028	-2.5 to 2.5	Pass			
	50	3.85	-3.676	-0.0021	-2.5 to 2.5	Pass			
	1732.5	50	0	20	3.27	3.061	0.0018	-2.5 to 2.5	Pass
					3.85	-1.044	-0.0006	-2.5 to 2.5	Pass
					4.43	-3.505	-0.0020	-2.5 to 2.5	Pass
				-30	3.85	-3.018	-0.0017	-2.5 to 2.5	Pass
				-20	3.85	-2.975	-0.0017	-2.5 to 2.5	Pass
				-10	3.85	-1.245	-0.0007	-2.5 to 2.5	Pass
				0	3.85	-7.095	-0.0041	-2.5 to 2.5	Pass
10				3.85	-4.692	-0.0027	-2.5 to 2.5	Pass	
30				3.85	-7.367	-0.0043	-2.5 to 2.5	Pass	
40	3.85	-3.061	-0.0018	-2.5 to 2.5	Pass				
50	3.85	0.744	0.0004	-2.5 to 2.5	Pass				
1750	50	0	20	3.27	-7.181	-0.0041	-2.5 to 2.5	Pass	
				3.85	-3.905	-0.0022	-2.5 to 2.5	Pass	
				4.43	-1.645	-0.0009	-2.5 to 2.5	Pass	
			-30	3.85	-9.570	-0.0055	-2.5 to 2.5	Pass	
			-20	3.85	-3.433	-0.0020	-2.5 to 2.5	Pass	
			-10	3.85	-4.849	-0.0028	-2.5 to 2.5	Pass	
			0	3.85	-6.137	-0.0035	-2.5 to 2.5	Pass	
			10	3.85	-5.379	-0.0031	-2.5 to 2.5	Pass	
			30	3.85	-7.467	-0.0043	-2.5 to 2.5	Pass	
40	3.85	-1.674	-0.0010	-2.5 to 2.5	Pass				
50	3.85	-2.804	-0.0016	-2.5 to 2.5	Pass				

2.5 B4_15MHz

2.5.1 Test Result

Band: 4 / Bandwidth: 15MHz									
Modulation	Frequency (MHz)	RB Allocation		Temp. (°C)	Voltage (VDC)	Freq. Error (Hz)	Freq. vs. Rated (ppm)		Verdict
		Size	Offset				Result	Limit	
QPSK	1717.5	75	0	20	3.27	-6.609	-0.0038	-2.5 to 2.5	Pass
					3.85	-1.273	-0.0007	-2.5 to 2.5	Pass
					4.43	-2.375	-0.0014	-2.5 to 2.5	Pass
				-30	3.85	-8.512	-0.0050	-2.5 to 2.5	Pass
				-20	3.85	-6.480	-0.0038	-2.5 to 2.5	Pass
				-10	3.85	-1.173	-0.0007	-2.5 to 2.5	Pass
				0	3.85	-3.161	-0.0018	-2.5 to 2.5	Pass
				10	3.85	-5.579	-0.0032	-2.5 to 2.5	Pass
				30	3.85	-3.548	-0.0021	-2.5 to 2.5	Pass
				40	3.85	-5.708	-0.0033	-2.5 to 2.5	Pass
	50	3.85	-3.047	-0.0018	-2.5 to 2.5	Pass			
	1732.5	75	0	20	3.27	-5.736	-0.0033	-2.5 to 2.5	Pass
					3.85	-1.459	-0.0008	-2.5 to 2.5	Pass
					4.43	-4.034	-0.0023	-2.5 to 2.5	Pass
				-30	3.85	-2.518	-0.0015	-2.5 to 2.5	Pass
				-20	3.85	-5.393	-0.0031	-2.5 to 2.5	Pass
				-10	3.85	-0.758	-0.0004	-2.5 to 2.5	Pass
				0	3.85	-6.351	-0.0037	-2.5 to 2.5	Pass
				10	3.85	-4.635	-0.0027	-2.5 to 2.5	Pass
				30	3.85	-2.074	-0.0012	-2.5 to 2.5	Pass
				40	3.85	-1.330	-0.0008	-2.5 to 2.5	Pass
	50	3.85	-4.435	-0.0026	-2.5 to 2.5	Pass			
	1747.5	75	0	20	3.27	-9.685	-0.0055	-2.5 to 2.5	Pass
					3.85	-5.221	-0.0030	-2.5 to 2.5	Pass
					4.43	-2.003	-0.0011	-2.5 to 2.5	Pass
				-30	3.85	-2.646	-0.0015	-2.5 to 2.5	Pass
				-20	3.85	-3.362	-0.0019	-2.5 to 2.5	Pass
				-10	3.85	-2.861	-0.0016	-2.5 to 2.5	Pass
				0	3.85	-3.891	-0.0022	-2.5 to 2.5	Pass
				10	3.85	-4.549	-0.0026	-2.5 to 2.5	Pass
30				3.85	-6.065	-0.0035	-2.5 to 2.5	Pass	
40				3.85	-2.589	-0.0015	-2.5 to 2.5	Pass	
50	3.85	-3.176	-0.0018	-2.5 to 2.5	Pass				
16QAM	1717.5	75	0	20	3.27	-4.148	-0.0024	-2.5 to 2.5	Pass
					3.85	-4.492	-0.0026	-2.5 to 2.5	Pass
					4.43	-1.388	-0.0008	-2.5 to 2.5	Pass
				-30	3.85	-5.651	-0.0033	-2.5 to 2.5	Pass
				-20	3.85	-6.552	-0.0038	-2.5 to 2.5	Pass
				-10	3.85	-0.687	-0.0004	-2.5 to 2.5	Pass
				0	3.85	-5.736	-0.0033	-2.5 to 2.5	Pass
				10	3.85	-6.208	-0.0036	-2.5 to 2.5	Pass
				30	3.85	-4.964	-0.0029	-2.5 to 2.5	Pass
				40	3.85	-2.532	-0.0015	-2.5 to 2.5	Pass
	50	3.85	-7.510	-0.0044	-2.5 to 2.5	Pass			
	1732.5	75	0	20	3.27	-1.202	-0.0007	-2.5 to 2.5	Pass
					3.85	-1.502	-0.0009	-2.5 to 2.5	Pass
					4.43	-3.519	-0.0020	-2.5 to 2.5	Pass
-30				3.85	-7.553	-0.0044	-2.5 to 2.5	Pass	
-20	3.85	-10.829	-0.0063	-2.5 to 2.5	Pass				

				-10	3.85	-6.595	-0.0038	-2.5 to 2.5	Pass
				0	3.85	-3.033	-0.0018	-2.5 to 2.5	Pass
				10	3.85	-3.948	-0.0023	-2.5 to 2.5	Pass
				30	3.85	-3.204	-0.0018	-2.5 to 2.5	Pass
				40	3.85	-10.471	-0.0060	-2.5 to 2.5	Pass
				50	3.85	-3.848	-0.0022	-2.5 to 2.5	Pass
	1747.5	75	0	20	3.27	-7.739	-0.0044	-2.5 to 2.5	Pass
					3.85	-1.531	-0.0009	-2.5 to 2.5	Pass
					4.43	-6.280	-0.0036	-2.5 to 2.5	Pass
				-30	3.85	-4.435	-0.0025	-2.5 to 2.5	Pass
				-20	3.85	-6.738	-0.0039	-2.5 to 2.5	Pass
				-10	3.85	-8.383	-0.0048	-2.5 to 2.5	Pass
				0	3.85	-6.852	-0.0039	-2.5 to 2.5	Pass
				10	3.85	-4.835	-0.0028	-2.5 to 2.5	Pass
				30	3.85	-3.276	-0.0019	-2.5 to 2.5	Pass
				40	3.85	-2.661	-0.0015	-2.5 to 2.5	Pass
				50	3.85	2.203	0.0013	-2.5 to 2.5	Pass

2.6 B4_20MHz

2.6.1 Test Result

Band: 4 / Bandwidth: 20MHz									
Modulation	Frequency (MHz)	RB Allocation		Temp. (°C)	Voltage (VDC)	Freq. Error (Hz)	Freq. vs. Rated (ppm)		Verdict
		Size	Offset				Result	Limit	
QPSK	1720	100	0	20	3.27	-9.155	-0.0053	-2.5 to 2.5	Pass
					3.85	-7.968	-0.0046	-2.5 to 2.5	Pass
					4.43	-4.978	-0.0029	-2.5 to 2.5	Pass
				-30	3.85	-9.298	-0.0054	-2.5 to 2.5	Pass
				-20	3.85	-9.499	-0.0055	-2.5 to 2.5	Pass
				-10	3.85	-14.205	-0.0083	-2.5 to 2.5	Pass
				0	3.85	-9.012	-0.0052	-2.5 to 2.5	Pass
				10	3.85	-7.095	-0.0041	-2.5 to 2.5	Pass
				30	3.85	-6.323	-0.0037	-2.5 to 2.5	Pass
				40	3.85	-5.164	-0.0030	-2.5 to 2.5	Pass
				50	3.85	-3.877	-0.0023	-2.5 to 2.5	Pass
				1732.5	100	0	20	3.27	-6.080
	3.85	-3.505	-0.0020					-2.5 to 2.5	Pass
	4.43	-7.911	-0.0046					-2.5 to 2.5	Pass
	-30	3.85	-4.621				-0.0027	-2.5 to 2.5	Pass
	-20	3.85	-0.873				-0.0005	-2.5 to 2.5	Pass
	-10	3.85	0.887				0.0005	-2.5 to 2.5	Pass
	0	3.85	-4.520				-0.0026	-2.5 to 2.5	Pass
	10	3.85	-4.363				-0.0025	-2.5 to 2.5	Pass
	30	3.85	3.176				0.0018	-2.5 to 2.5	Pass
	40	3.85	1.473				0.0009	-2.5 to 2.5	Pass
	50	3.85	-0.629				-0.0004	-2.5 to 2.5	Pass
	1745	100	0				20	3.27	-10.629
				3.85	-6.580	-0.0038		-2.5 to 2.5	Pass
				4.43	-2.103	-0.0012		-2.5 to 2.5	Pass
				-30	3.85	-2.017	-0.0012	-2.5 to 2.5	Pass
				-20	3.85	-6.251	-0.0036	-2.5 to 2.5	Pass
				-10	3.85	-4.578	-0.0026	-2.5 to 2.5	Pass
				0	3.85	-4.606	-0.0026	-2.5 to 2.5	Pass
				10	3.85	-2.747	-0.0016	-2.5 to 2.5	Pass

				30	3.85	-3.219	-0.0018	-2.5 to 2.5	Pass
				40	3.85	-3.405	-0.0020	-2.5 to 2.5	Pass
				50	3.85	1.116	0.0006	-2.5 to 2.5	Pass
16QAM	1720	100	0	20	3.27	-6.609	-0.0038	-2.5 to 2.5	Pass
					3.85	-4.435	-0.0026	-2.5 to 2.5	Pass
					4.43	-7.195	-0.0042	-2.5 to 2.5	Pass
				-30	3.85	-3.705	-0.0022	-2.5 to 2.5	Pass
				-20	3.85	-2.918	-0.0017	-2.5 to 2.5	Pass
				-10	3.85	-6.595	-0.0038	-2.5 to 2.5	Pass
				0	3.85	-6.394	-0.0037	-2.5 to 2.5	Pass
				10	3.85	-4.249	-0.0025	-2.5 to 2.5	Pass
				30	3.85	-7.567	-0.0044	-2.5 to 2.5	Pass
				40	3.85	-3.204	-0.0019	-2.5 to 2.5	Pass
				50	3.85	-7.396	-0.0043	-2.5 to 2.5	Pass
				1732.5	100	0	20	3.27	-2.203
	3.85	-4.678	-0.0027					-2.5 to 2.5	Pass
	4.43	-4.807	-0.0028					-2.5 to 2.5	Pass
	-30	3.85	0.229				0.0001	-2.5 to 2.5	Pass
	-20	3.85	-2.260				-0.0013	-2.5 to 2.5	Pass
	-10	3.85	-0.844				-0.0005	-2.5 to 2.5	Pass
	0	3.85	-3.133				-0.0018	-2.5 to 2.5	Pass
	10	3.85	-2.804				-0.0016	-2.5 to 2.5	Pass
	30	3.85	-0.973				-0.0006	-2.5 to 2.5	Pass
	40	3.85	-4.835				-0.0028	-2.5 to 2.5	Pass
	50	3.85	-2.503				-0.0014	-2.5 to 2.5	Pass
	1745	100	0				20	3.27	-4.764
				3.85	-3.262	-0.0019		-2.5 to 2.5	Pass
				4.43	-0.043	0.0000		-2.5 to 2.5	Pass
				-30	3.85	-4.692	-0.0027	-2.5 to 2.5	Pass
				-20	3.85	-4.163	-0.0024	-2.5 to 2.5	Pass
				-10	3.85	-1.531	-0.0009	-2.5 to 2.5	Pass
				0	3.85	-10.157	-0.0058	-2.5 to 2.5	Pass
				10	3.85	-2.918	-0.0017	-2.5 to 2.5	Pass
30				3.85	-6.995	-0.0040	-2.5 to 2.5	Pass	
40				3.85	-6.237	-0.0036	-2.5 to 2.5	Pass	
50				3.85	-6.166	-0.0035	-2.5 to 2.5	Pass	

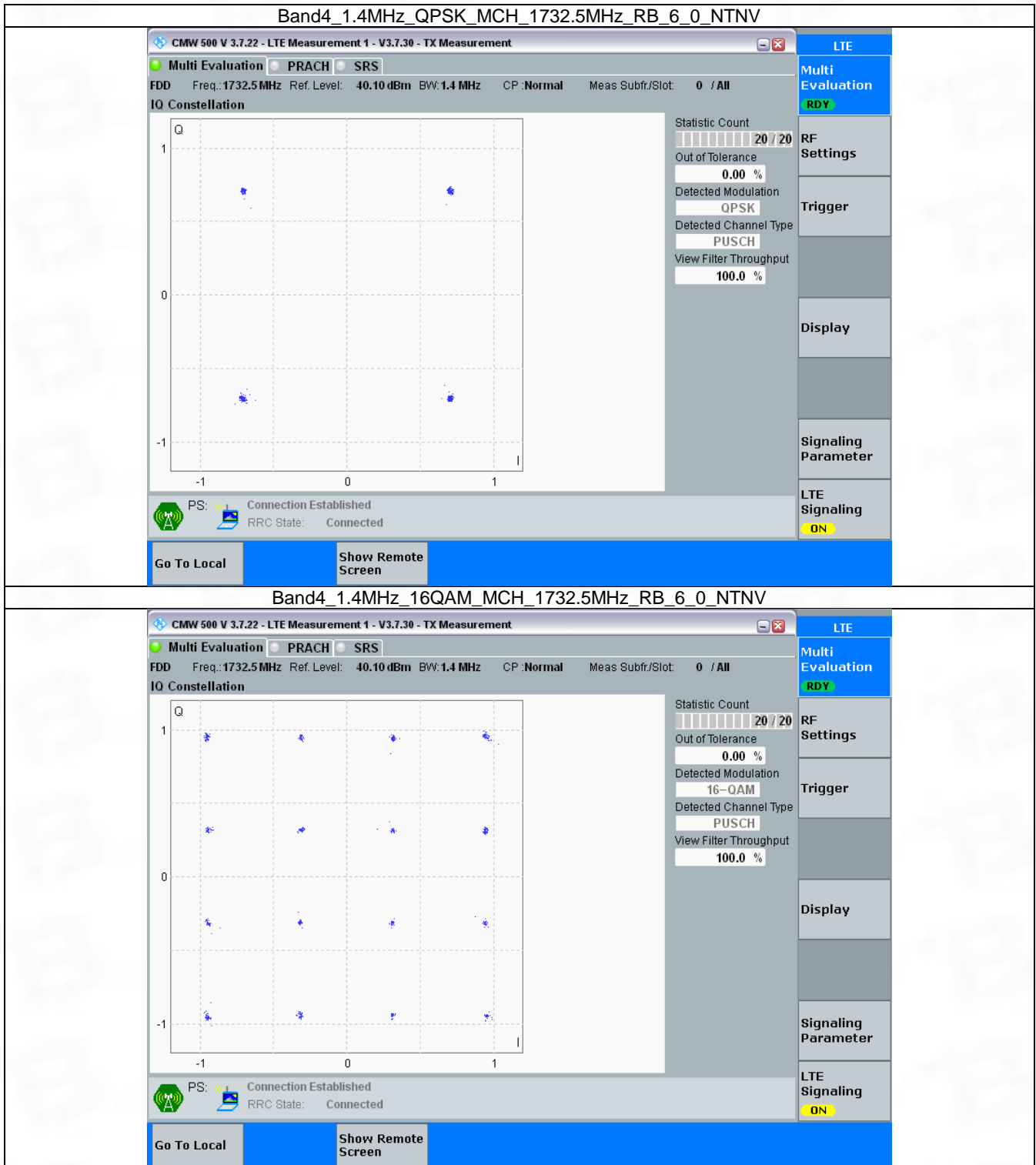
3. Modulation Characteristics

3.1 B4_1.4MHz

3.1.1 Test Result

Band: 4 / Bandwidth: 1.4MHz / NTNV						
Modulation	Frequency (MHz)	RB Allocation		Modulation Characteristics		Verdict
		Size	Offset	Result	Limit	
QPSK	1732.5	6	0	Refer To Test Graph		Pass
16QAM	1732.5	6	0	Refer To Test Graph		Pass

3.1.2 Test Graph

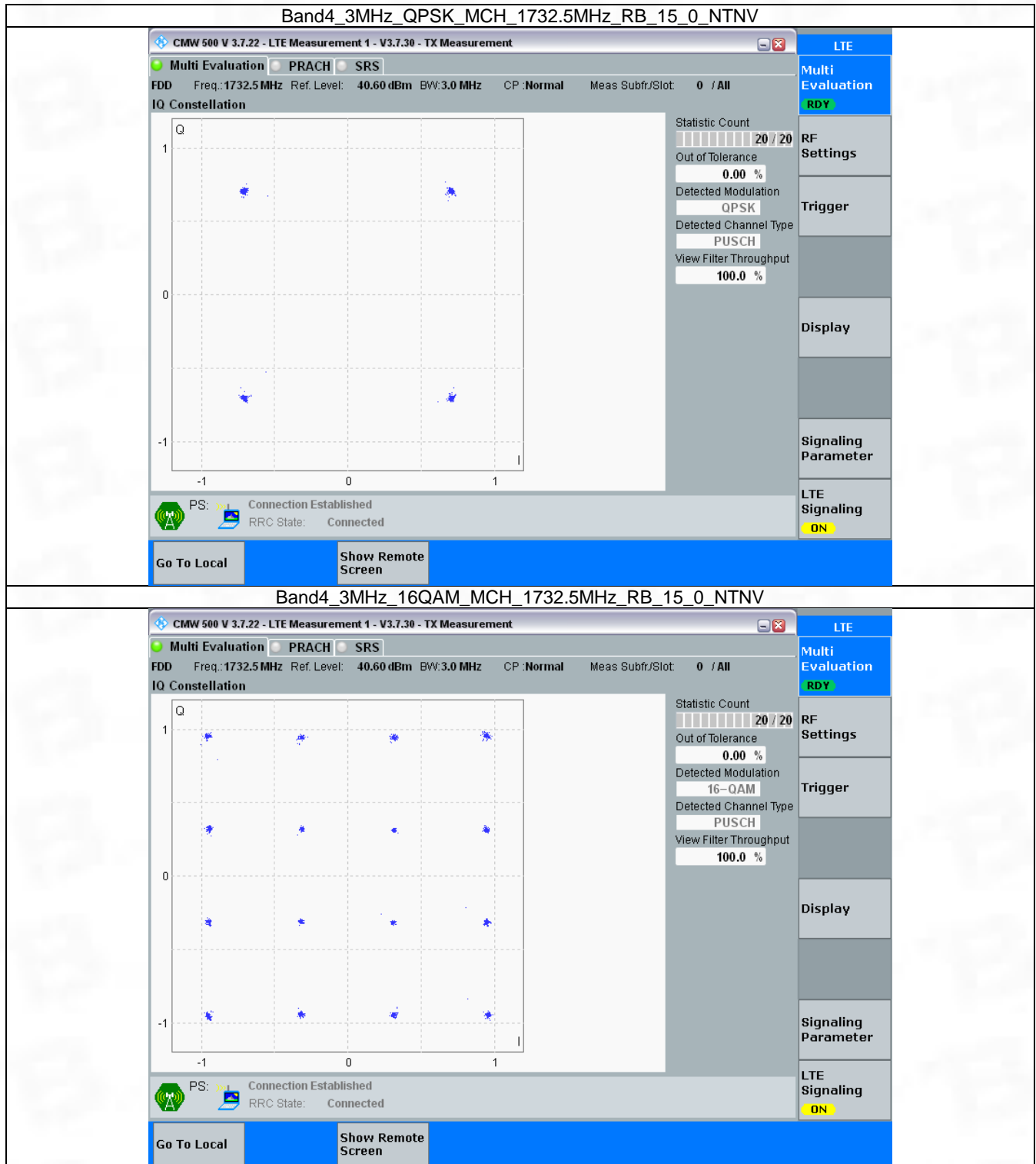


3.2 B4_3MHz

3.2.1 Test Result

Band: 4 / Bandwidth: 3MHz / NTNV						
Modulation	Frequency (MHz)	RB Allocation		Modulation Characteristics		Verdict
		Size	Offset	Result	Limit	
QPSK	1732.5	15	0	Refer To Test Graph		Pass
16QAM	1732.5	15	0	Refer To Test Graph		Pass

3.2.2 Test Graph

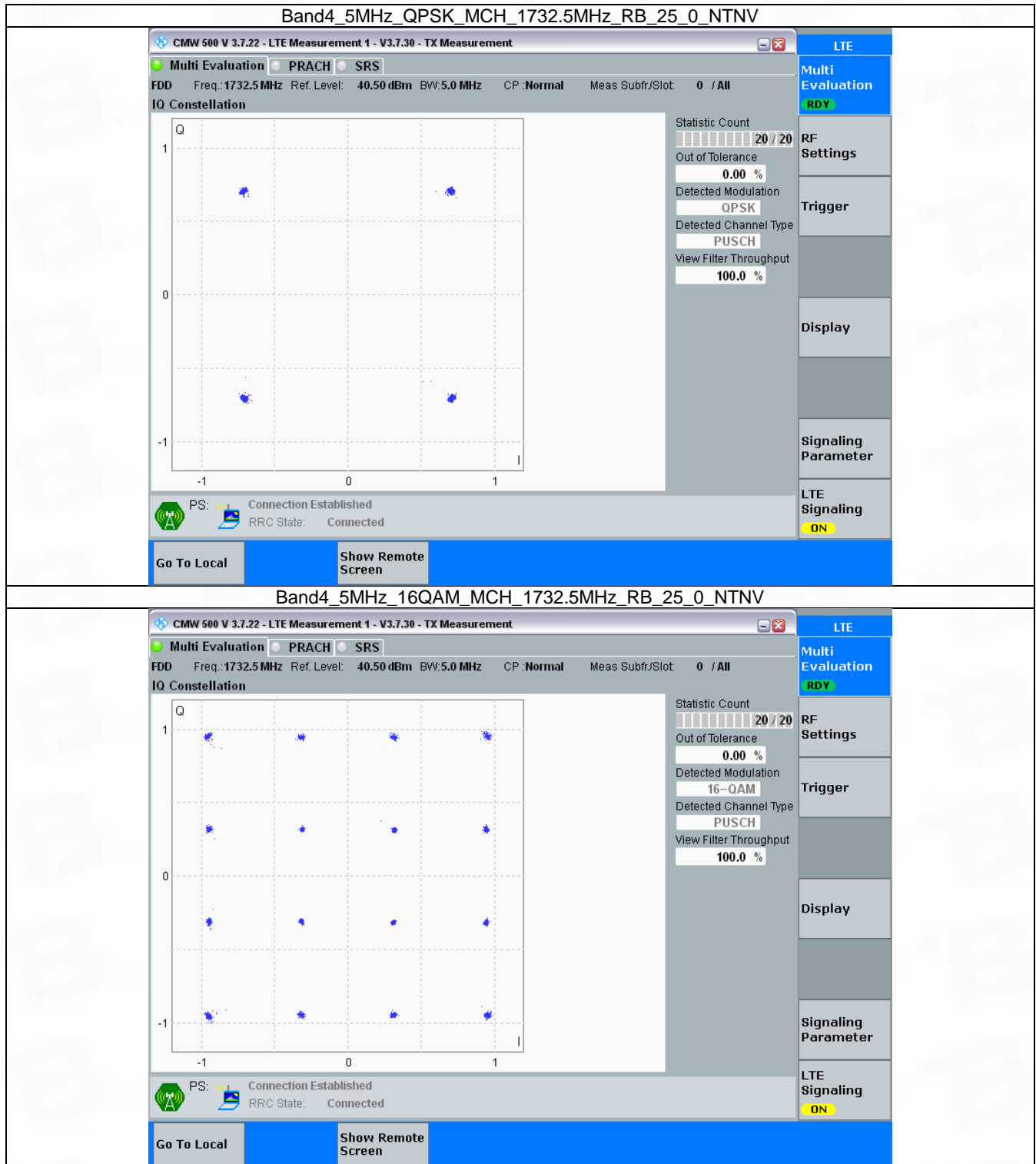


3.3 B4_5MHz

3.3.1 Test Result

Band: 4 / Bandwidth: 5MHz / NTN						
Modulation	Frequency (MHz)	RB Allocation		Modulation Characteristics		Verdict
		Size	Offset	Result	Limit	
QPSK	1732.5	25	0	Refer To Test Graph		Pass
16QAM	1732.5	25	0	Refer To Test Graph		Pass

3.3.2 Test Graph

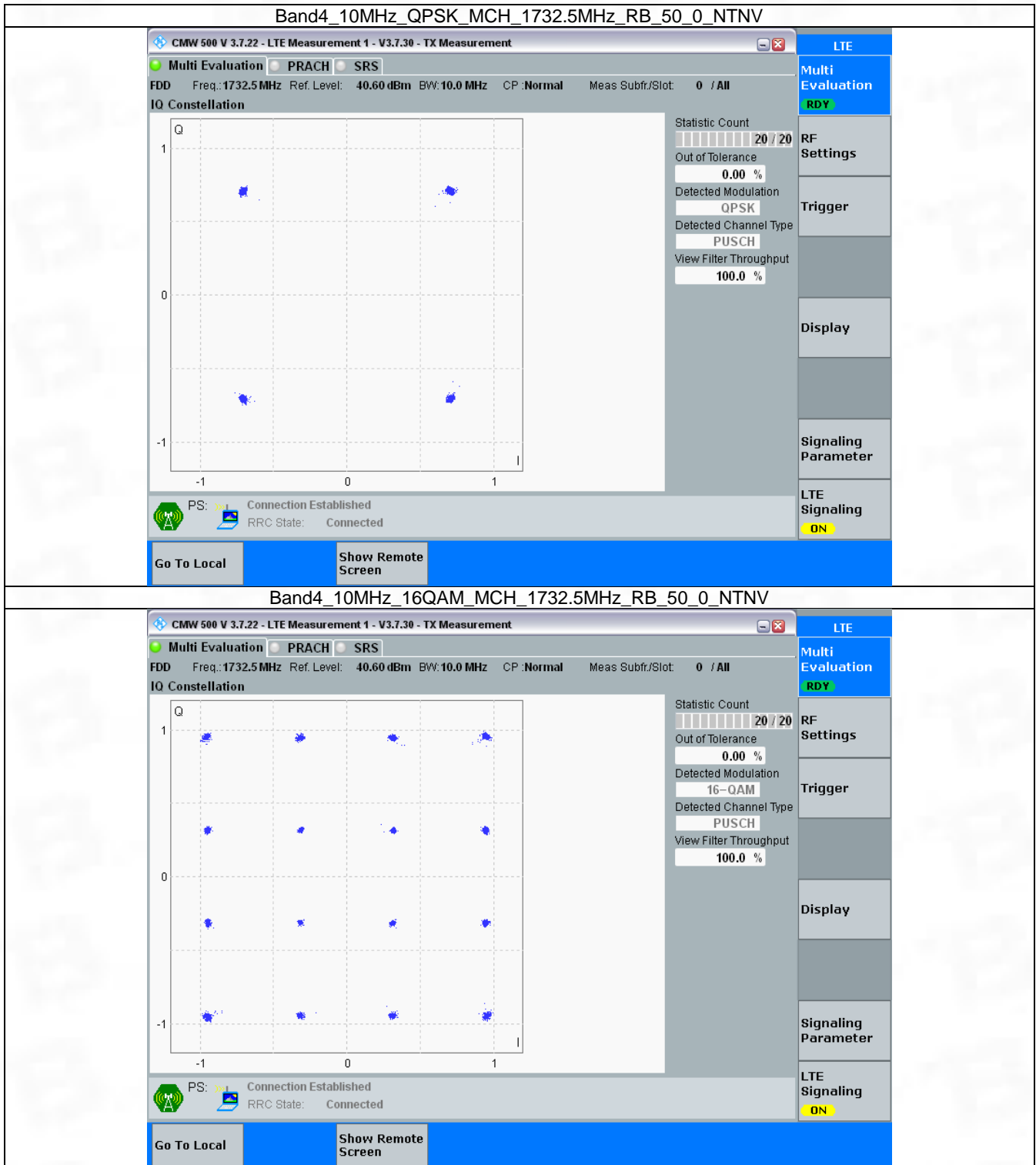


3.4 B4_10MHz

3.4.1 Test Result

Band: 4 / Bandwidth: 10MHz / NTV						
Modulation	Frequency (MHz)	RB Allocation		Modulation Characteristics		Verdict
		Size	Offset	Result	Limit	
QPSK	1732.5	50	0	Refer To Test Graph		Pass
16QAM	1732.5	50	0	Refer To Test Graph		Pass

3.4.2 Test Graph

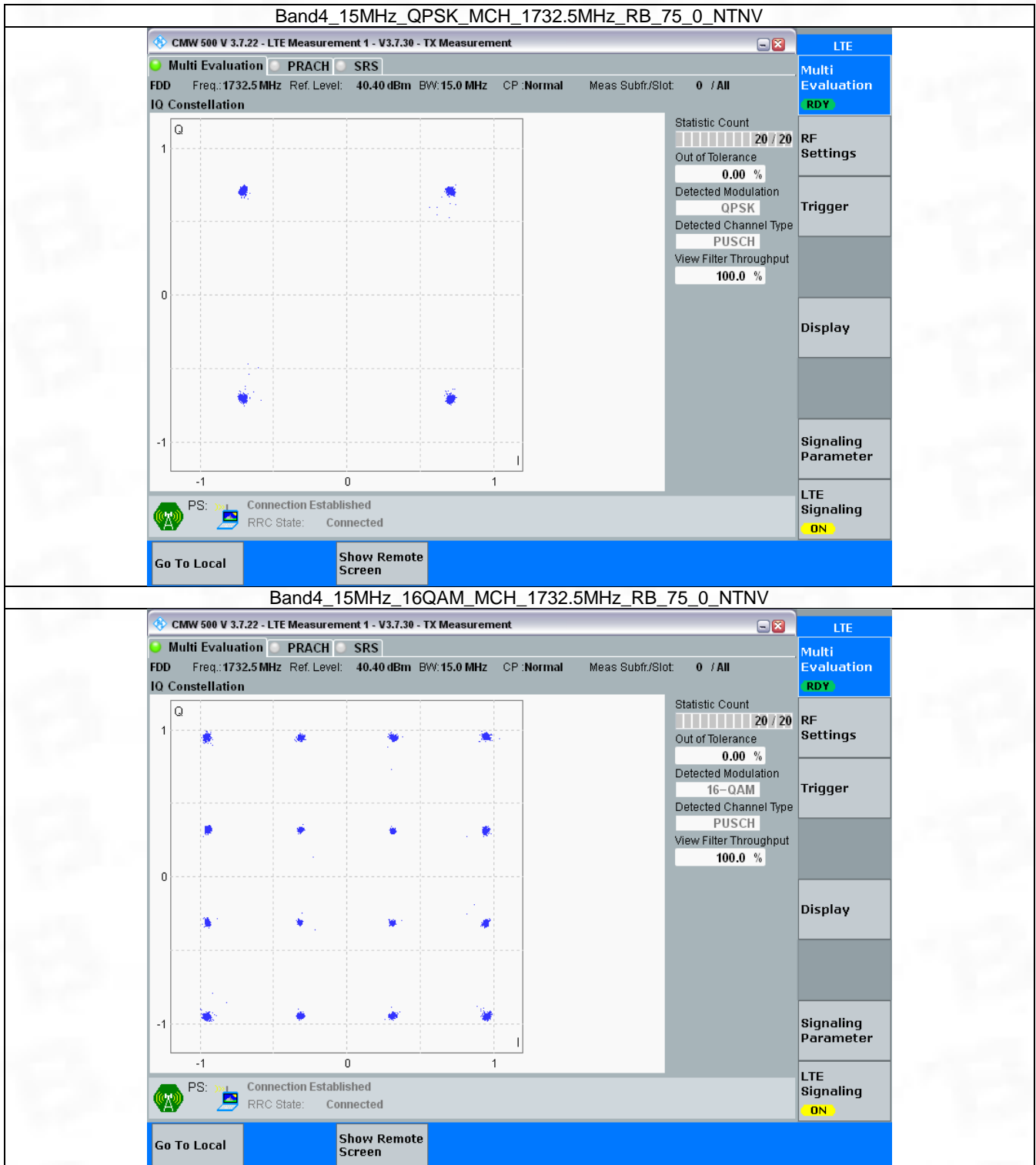


3.5 B4_15MHz

3.5.1 Test Result

Band: 4 / Bandwidth: 15MHz / NTN						
Modulation	Frequency (MHz)	RB Allocation		Modulation Characteristics		Verdict
		Size	Offset	Result	Limit	
QPSK	1732.5	75	0	Refer To Test Graph		Pass
16QAM	1732.5	75	0	Refer To Test Graph		Pass

3.5.2 Test Graph

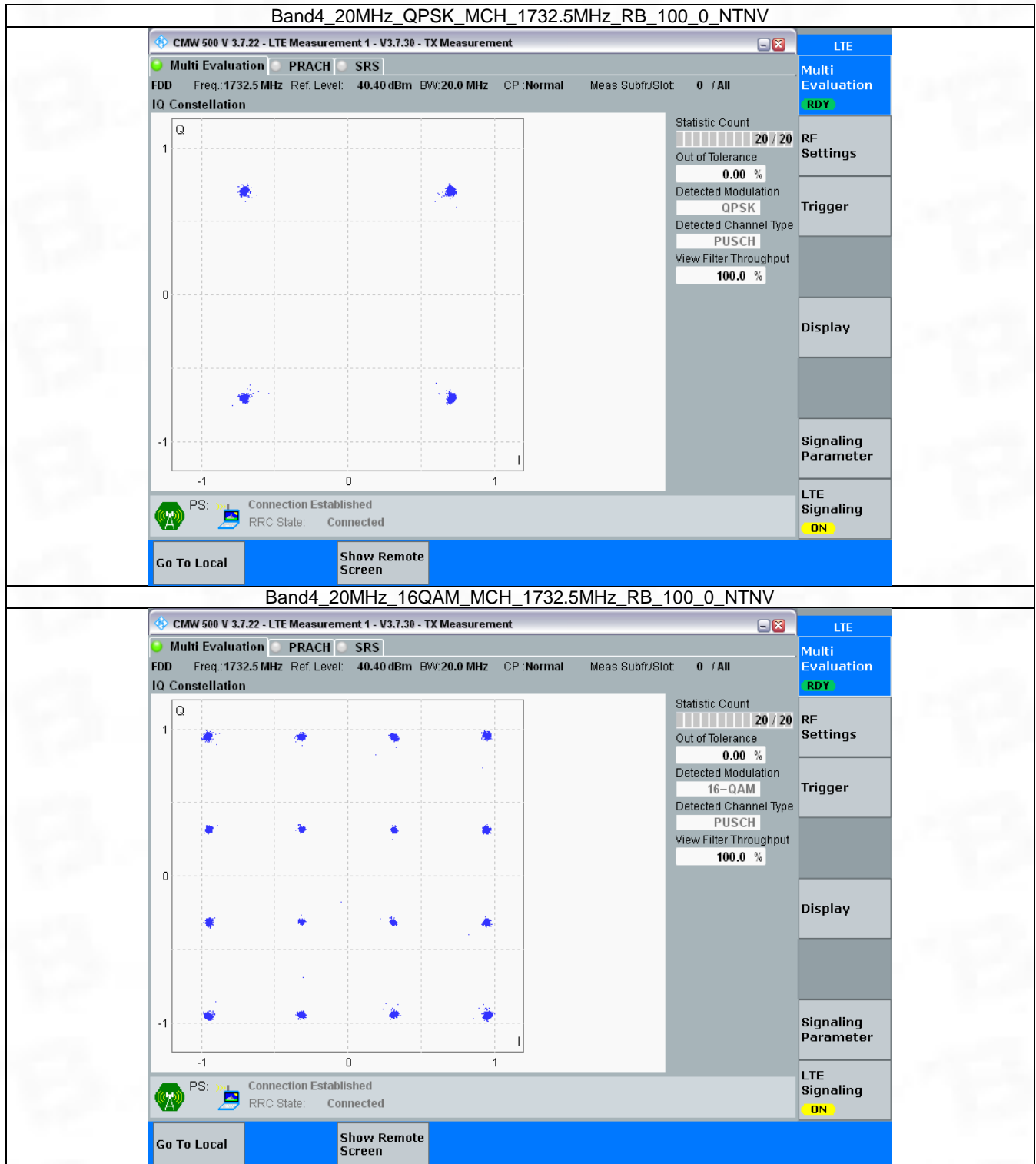


3.6 B4_20MHz

3.6.1 Test Result

Band: 4 / Bandwidth: 20MHz / NTV						
Modulation	Frequency (MHz)	RB Allocation		Modulation Characteristics		Verdict
		Size	Offset	Result	Limit	
QPSK	1732.5	100	0	Refer To Test Graph		Pass
16QAM	1732.5	100	0	Refer To Test Graph		Pass

3.6.2 Test Graph



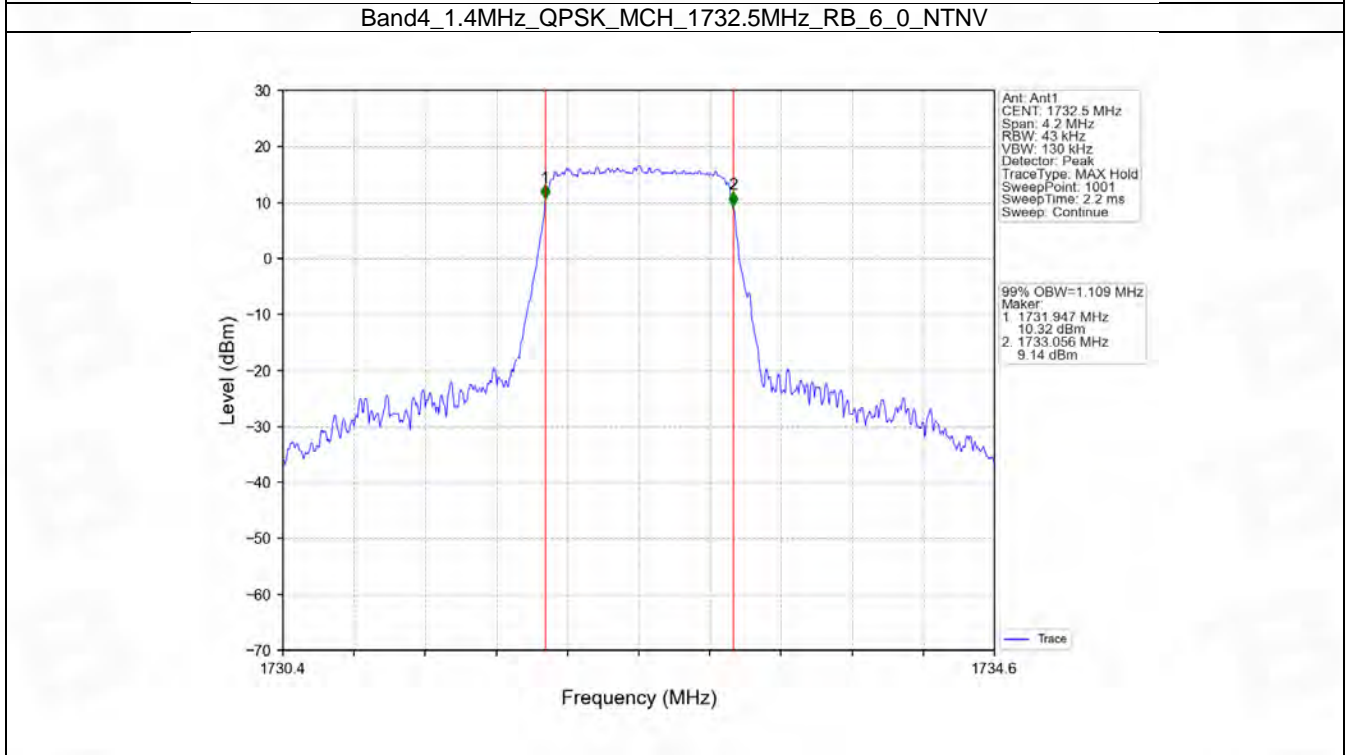
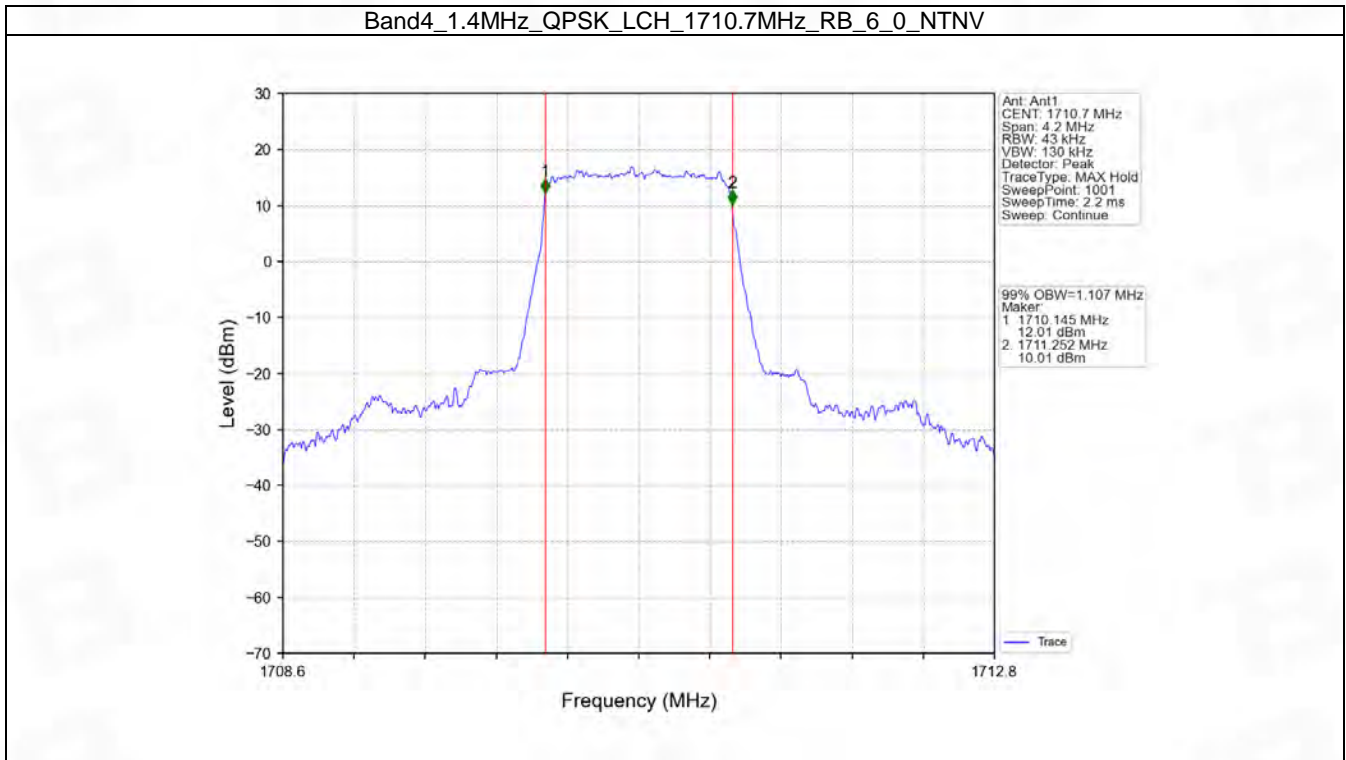
4. 99% & 26dB Bandwidth

4.1 Band4_OBW

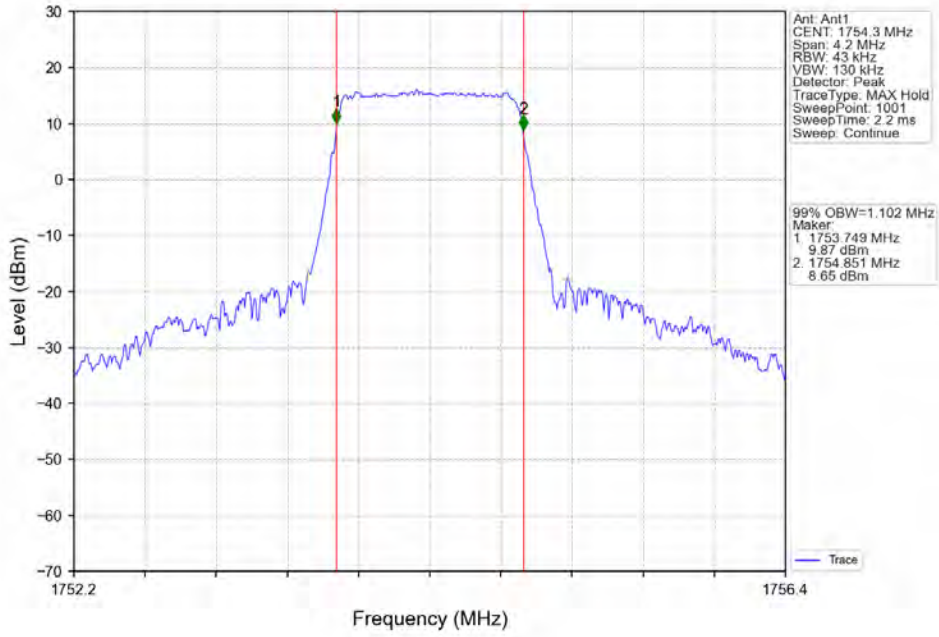
4.1.1 Test Result

Band: 4 / NTN							
Bandwidth (MHz)	Modulation	Frequency (MHz)	RB Allocation		99% Occupied Bandwidth (MHz)		Verdict
			Size	Offset	Result	Limit	
1.4	QPSK	1710.7	6	0	1.107	/	Pass
		1732.5	6	0	1.109	/	Pass
		1754.3	6	0	1.102	/	Pass
	16QAM	1710.7	6	0	1.110	/	Pass
		1732.5	6	0	1.109	/	Pass
		1754.3	6	0	1.112	/	Pass
3	QPSK	1711.5	15	0	2.725	/	Pass
		1732.5	15	0	2.716	/	Pass
		1753.5	15	0	2.726	/	Pass
	16QAM	1711.5	15	0	2.721	/	Pass
		1732.5	15	0	2.723	/	Pass
		1753.5	15	0	2.724	/	Pass
5	QPSK	1712.5	25	0	4.574	/	Pass
		1732.5	25	0	4.566	/	Pass
		1752.5	25	0	4.582	/	Pass
	16QAM	1712.5	25	0	4.575	/	Pass
		1732.5	25	0	4.572	/	Pass
		1752.5	25	0	4.568	/	Pass
10	QPSK	1715	50	0	9.130	/	Pass
		1732.5	50	0	9.067	/	Pass
		1750	50	0	9.101	/	Pass
	16QAM	1715	50	0	9.085	/	Pass
		1732.5	50	0	9.082	/	Pass
		1750	50	0	9.118	/	Pass
15	QPSK	1717.5	75	0	13.605	/	Pass
		1732.5	75	0	13.579	/	Pass
		1747.5	75	0	13.682	/	Pass
	16QAM	1717.5	75	0	13.653	/	Pass
		1732.5	75	0	13.636	/	Pass
		1747.5	75	0	13.625	/	Pass
20	QPSK	1720	100	0	18.128	/	Pass
		1732.5	100	0	18.091	/	Pass
		1745	100	0	18.232	/	Pass
	16QAM	1720	100	0	18.130	/	Pass
		1732.5	100	0	18.103	/	Pass
		1745	100	0	18.250	/	Pass

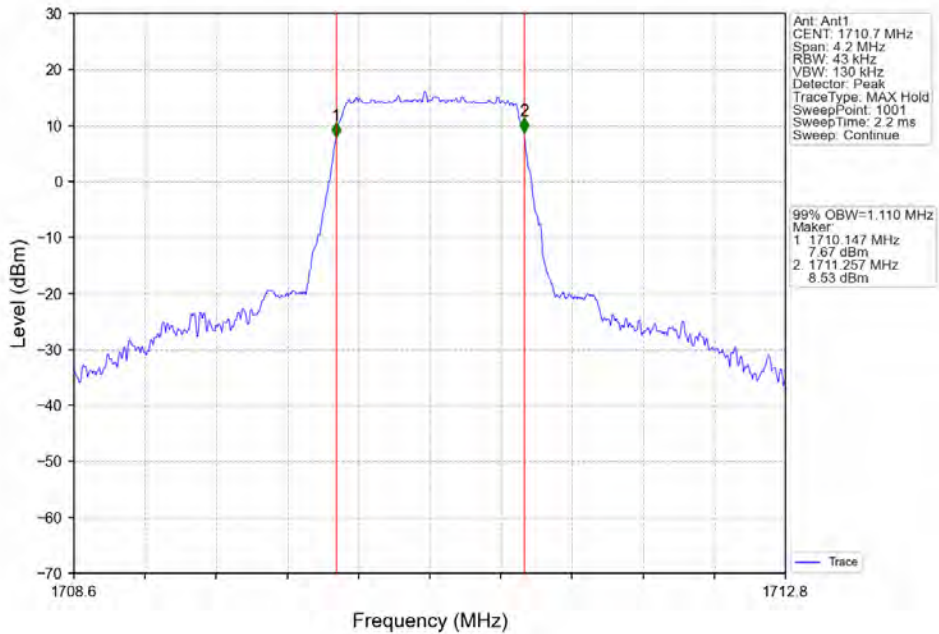
4.1.2 Test Graph



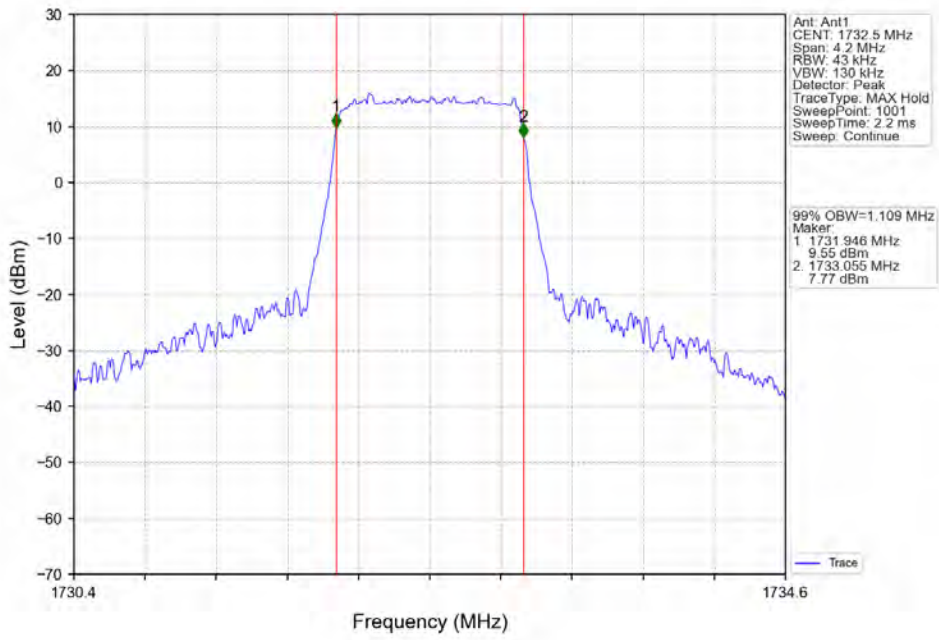
Band4_1.4MHz_QPSK_HCH_1754.3MHz_RB_6_0_NTNV



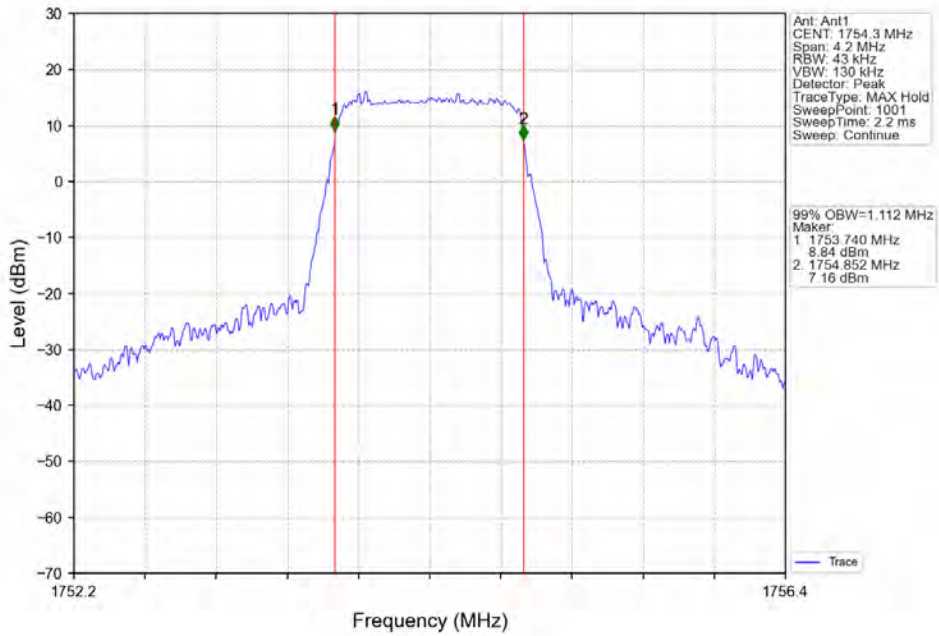
Band4_1.4MHz_16QAM_LCH_1710.7MHz_RB_6_0_NTNV



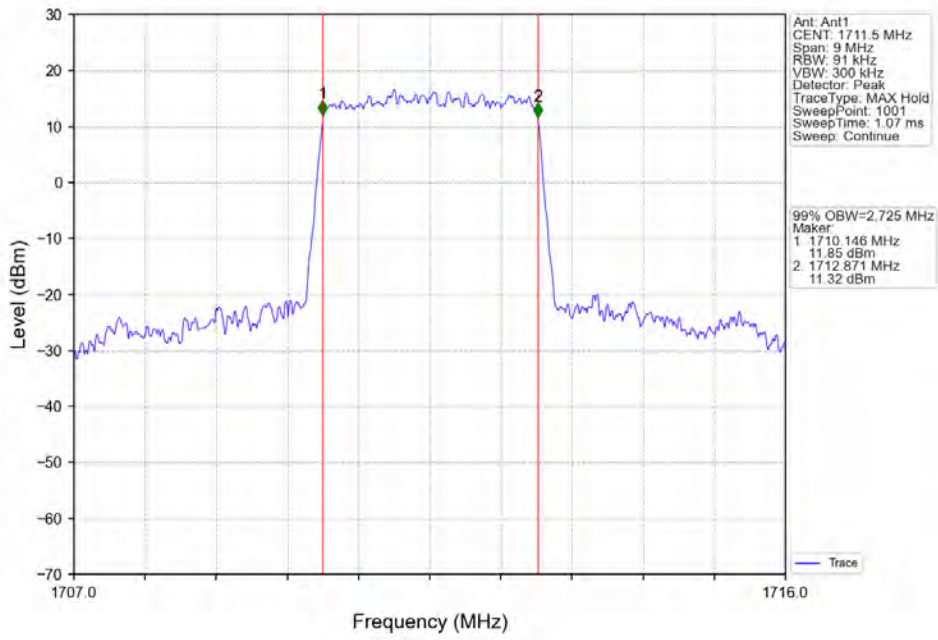
Band4_1.4MHz_16QAM_MCH_1732.5MHz_RB_6_0_NTNV



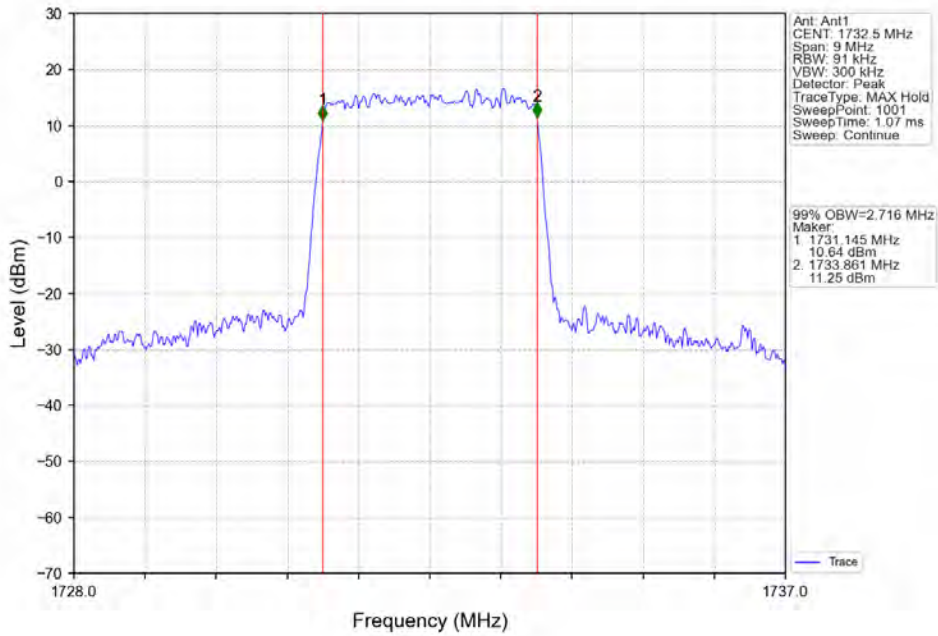
Band4_1.4MHz_16QAM_HCH_1754.3MHz_RB_6_0_NTNV



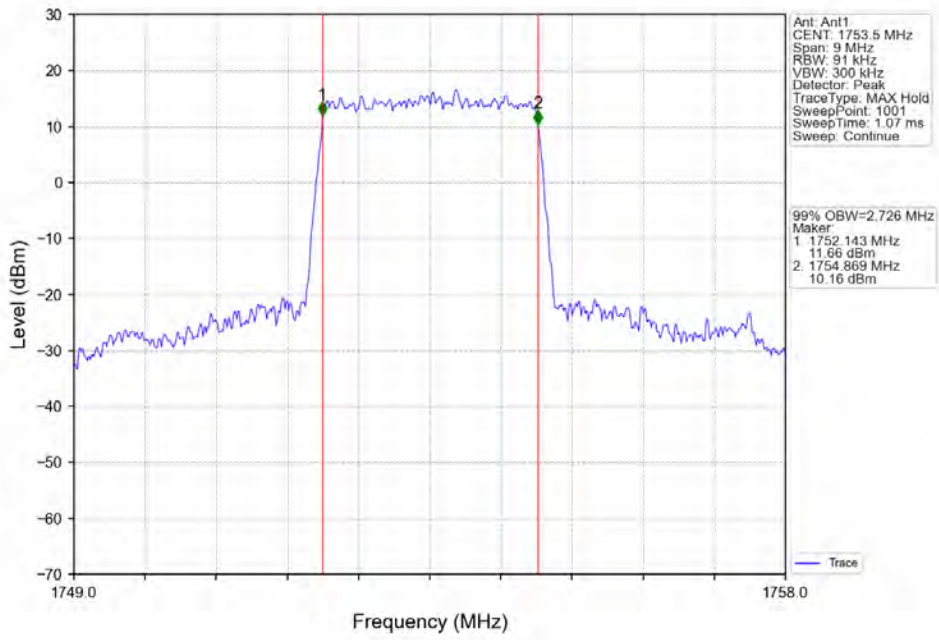
Band4_3MHz_QPSK_LCH_1711.5MHz_RB_15_0_NTNV



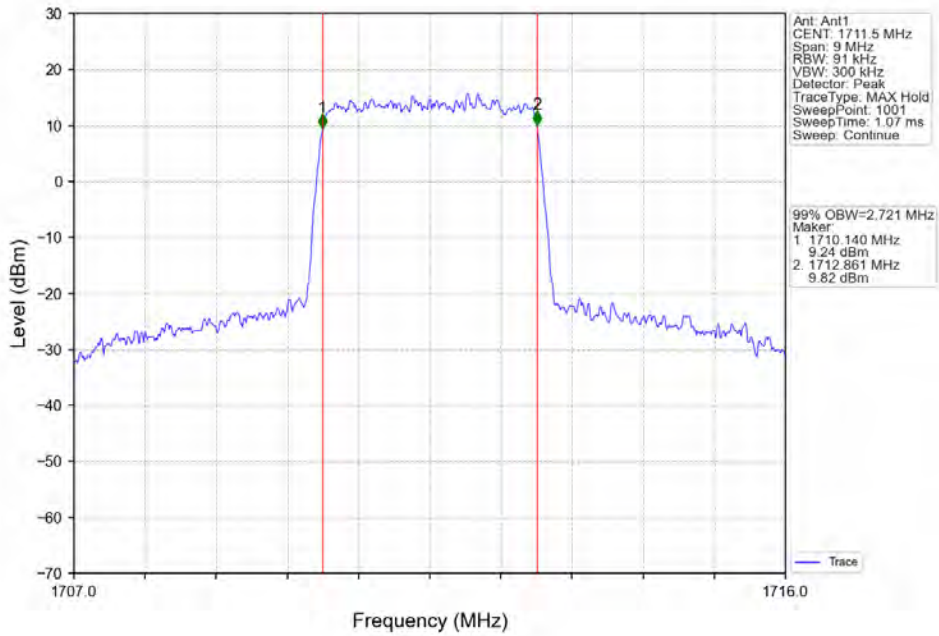
Band4_3MHz_QPSK_MCH_1732.5MHz_RB_15_0_NTNV



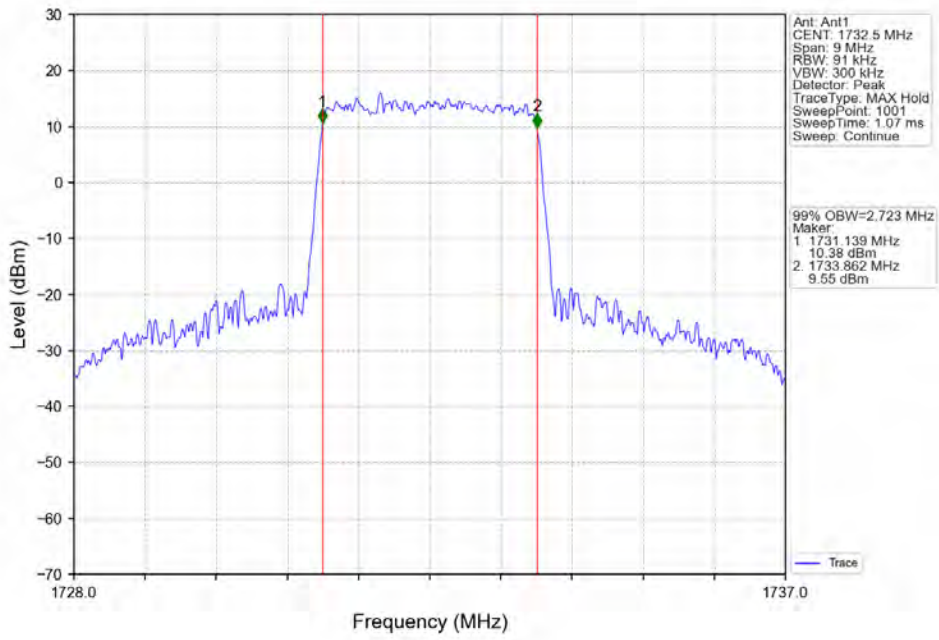
Band4_3MHz_QPSK_HCH_1753.5MHz_RB_15_0_NTNV



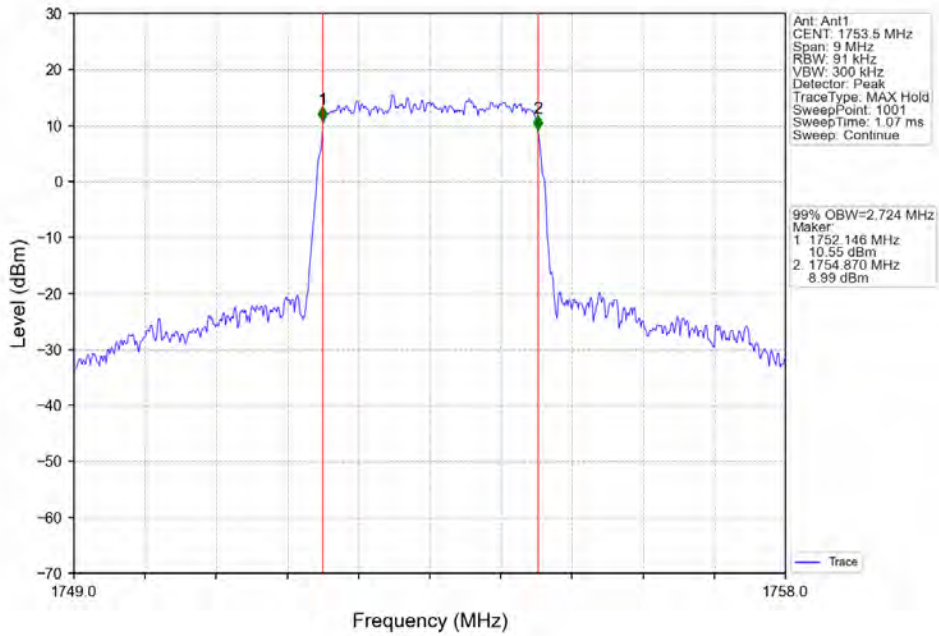
Band4_3MHz_16QAM_LCH_1711.5MHz_RB_15_0_NTNV



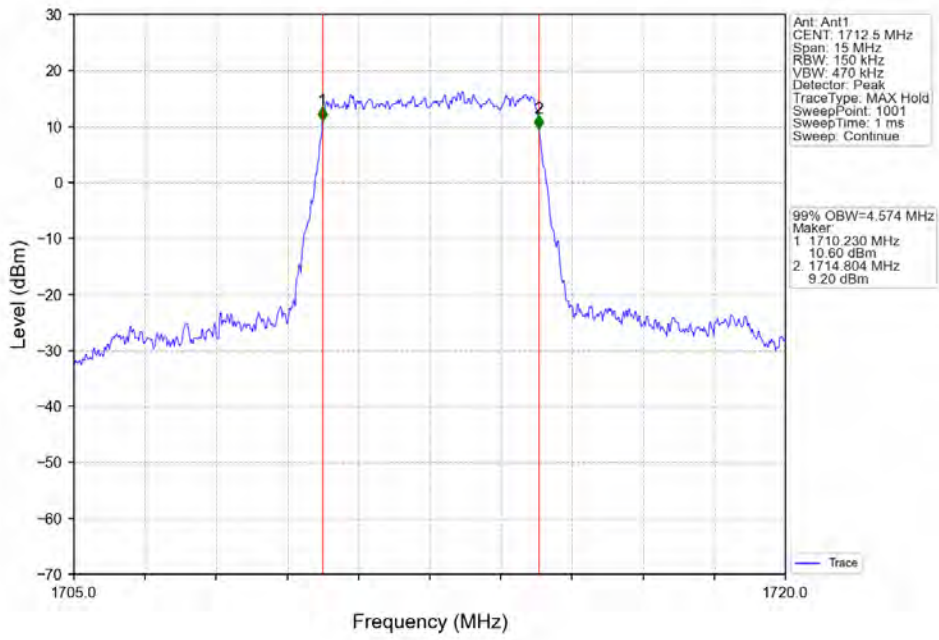
Band4_3MHz_16QAM_MCH_1732.5MHz_RB_15_0_NTNV



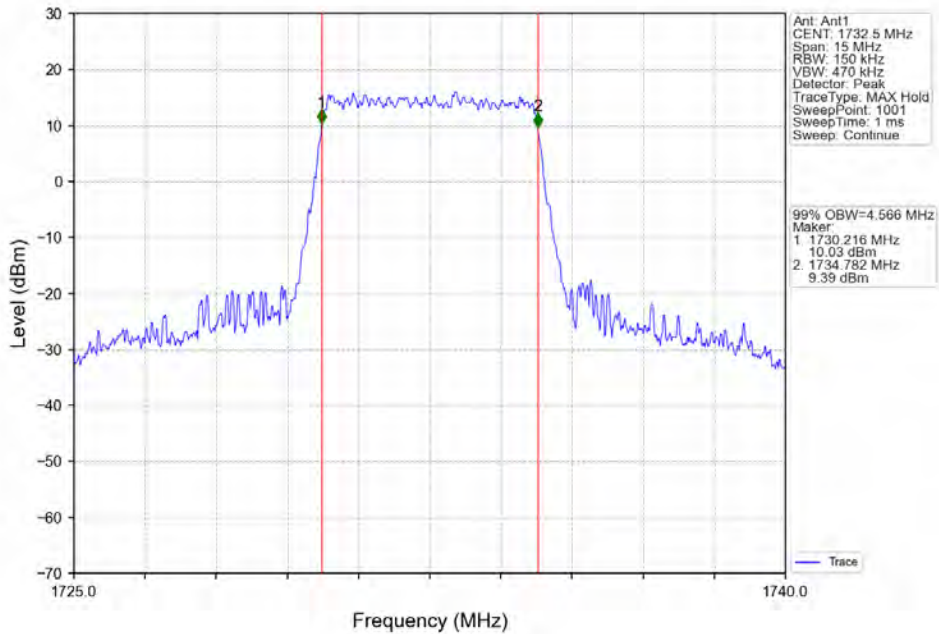
Band4_3MHz_16QAM_HCH_1753.5MHz_RB_15_0_NTNV



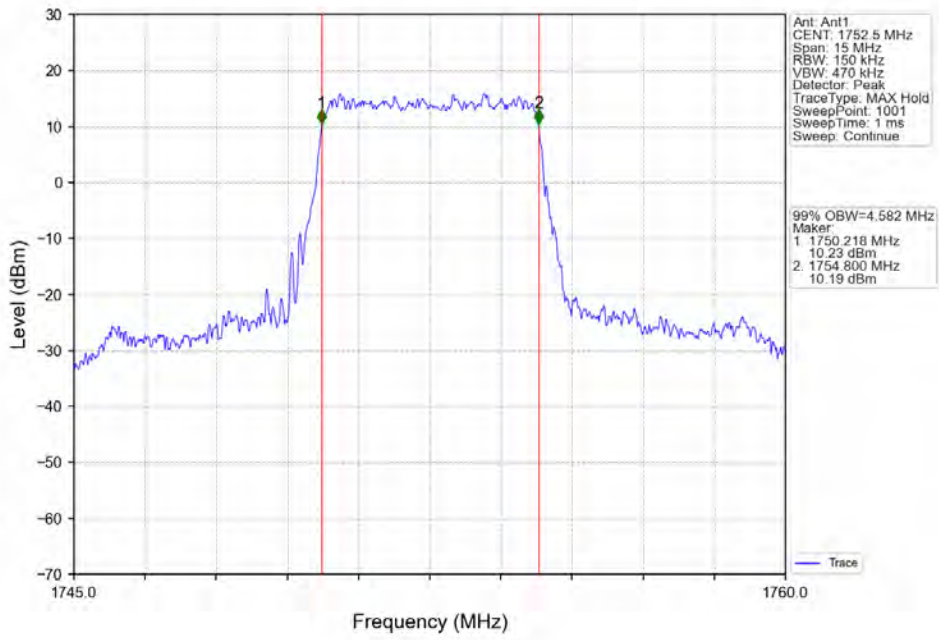
Band4_5MHz_QPSK_LCH_1712.5MHz_RB_25_0_NTNV



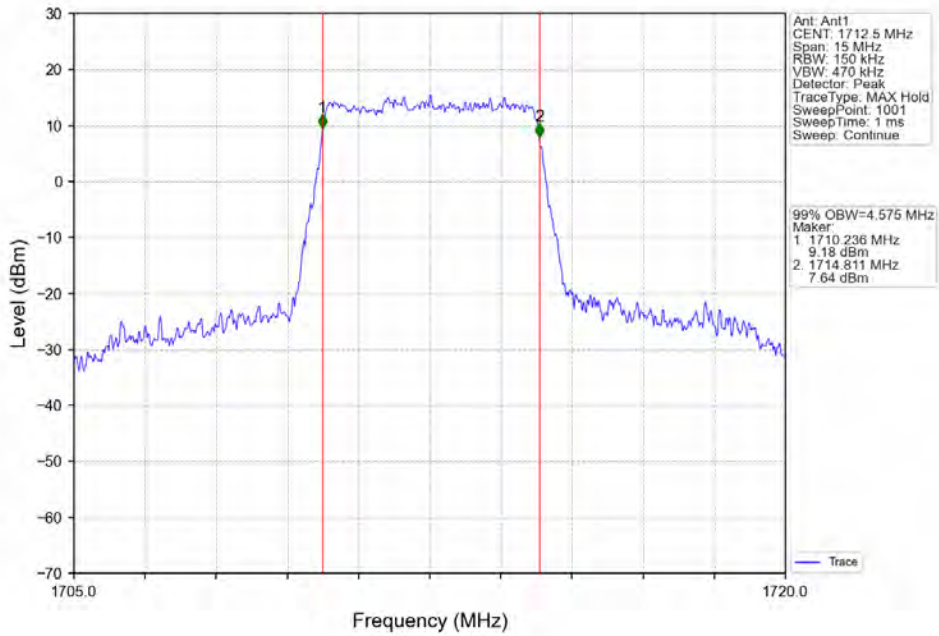
Band4_5MHz_QPSK_MCH_1732.5MHz_RB_25_0_NTNV



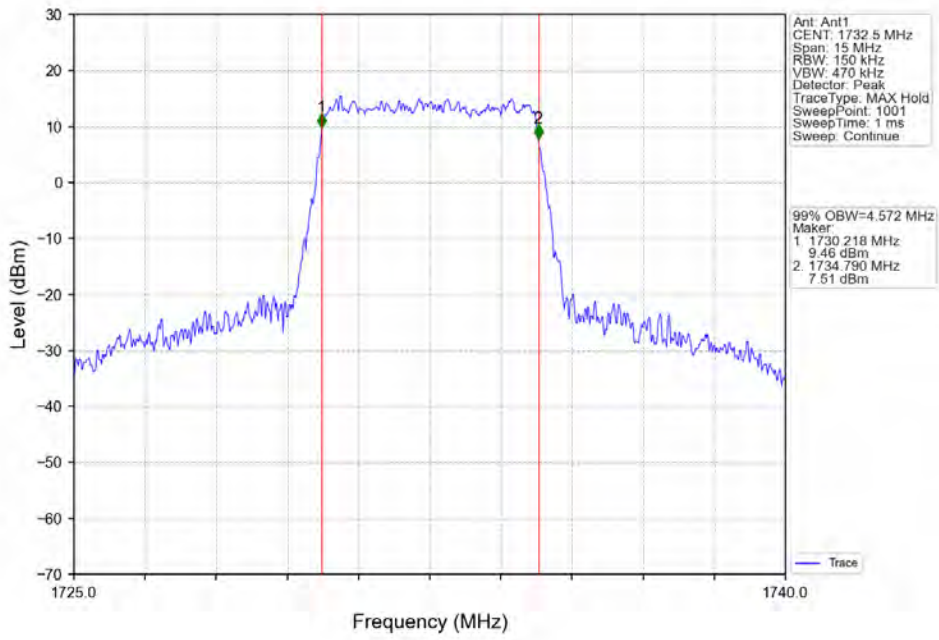
Band4_5MHz_QPSK_HCH_1752.5MHz_RB_25_0_NTNV



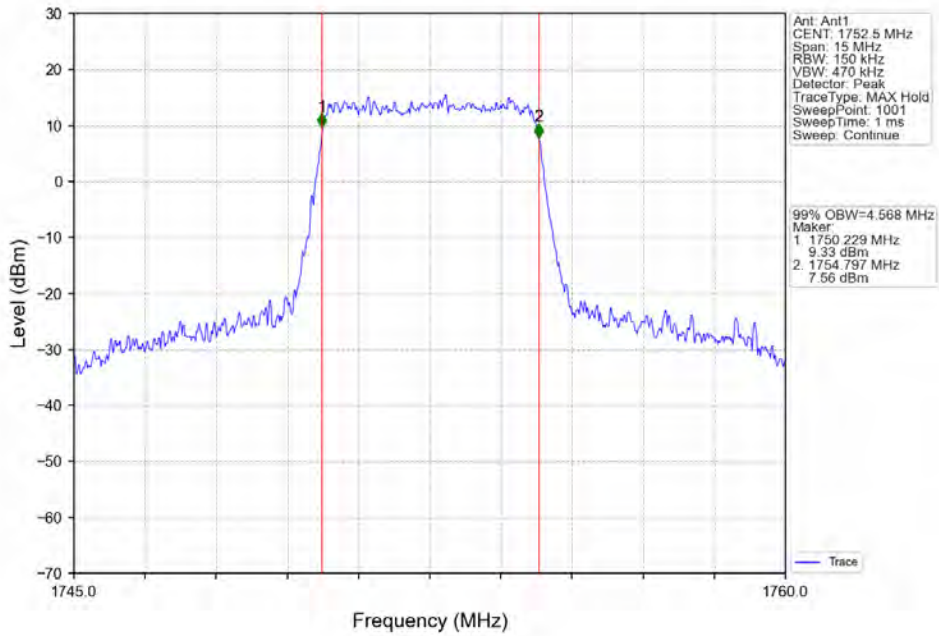
Band4_5MHz_16QAM_LCH_1712.5MHz_RB_25_0_NTNV



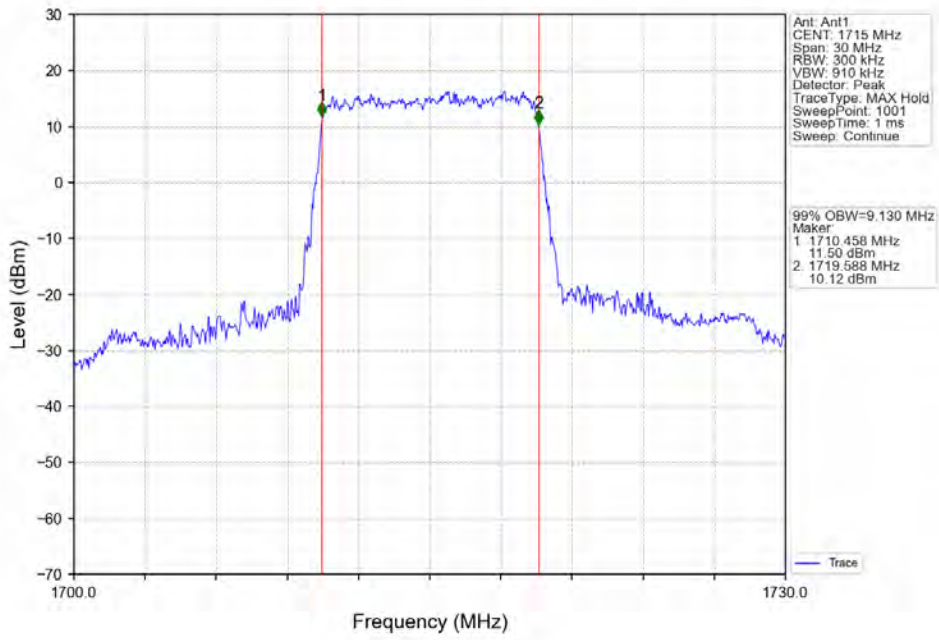
Band4_5MHz_16QAM_MCH_1732.5MHz_RB_25_0_NTNV



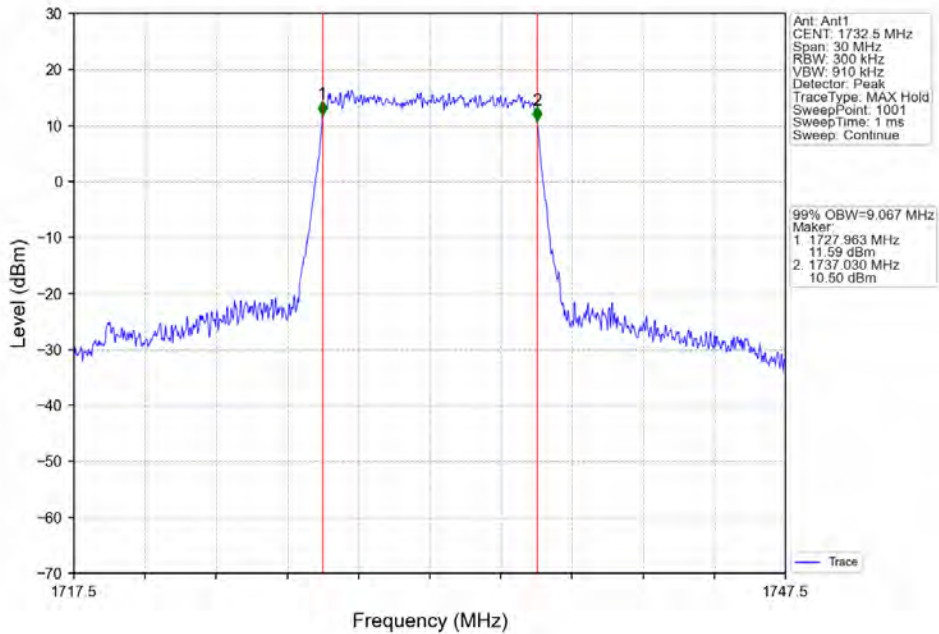
Band4_5MHz_16QAM_HCH_1752.5MHz_RB_25_0_NTNV



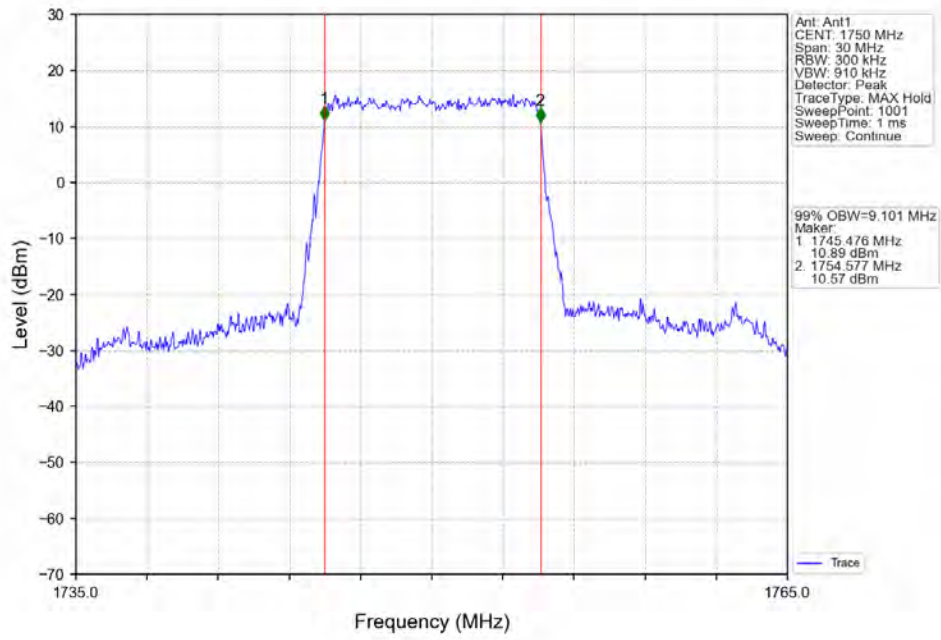
Band4_10MHz_QPSK_LCH_1715MHz_RB_50_0_NTNV



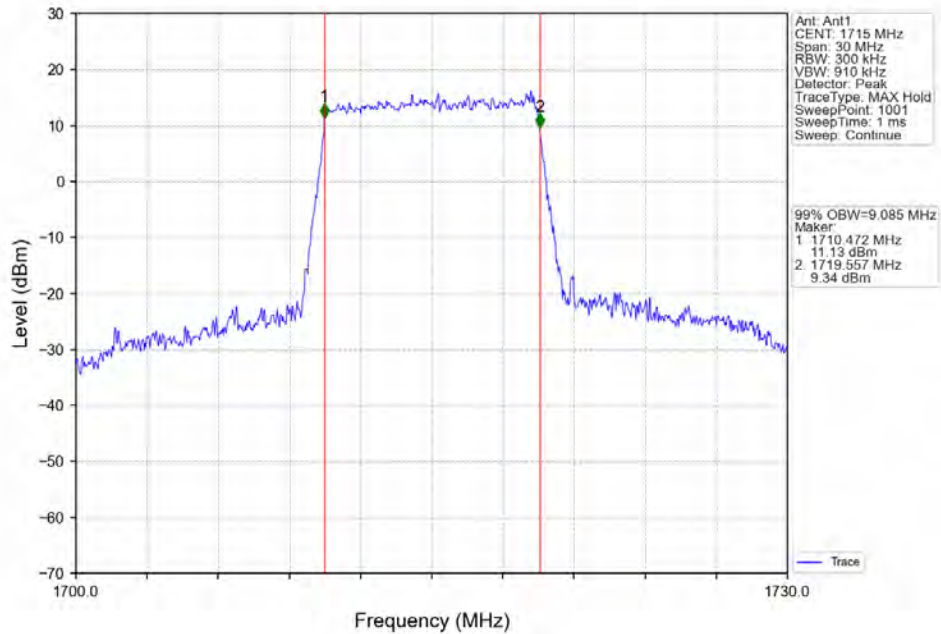
Band4_10MHz_QPSK_MCH_1732.5MHz_RB_50_0_NTNV



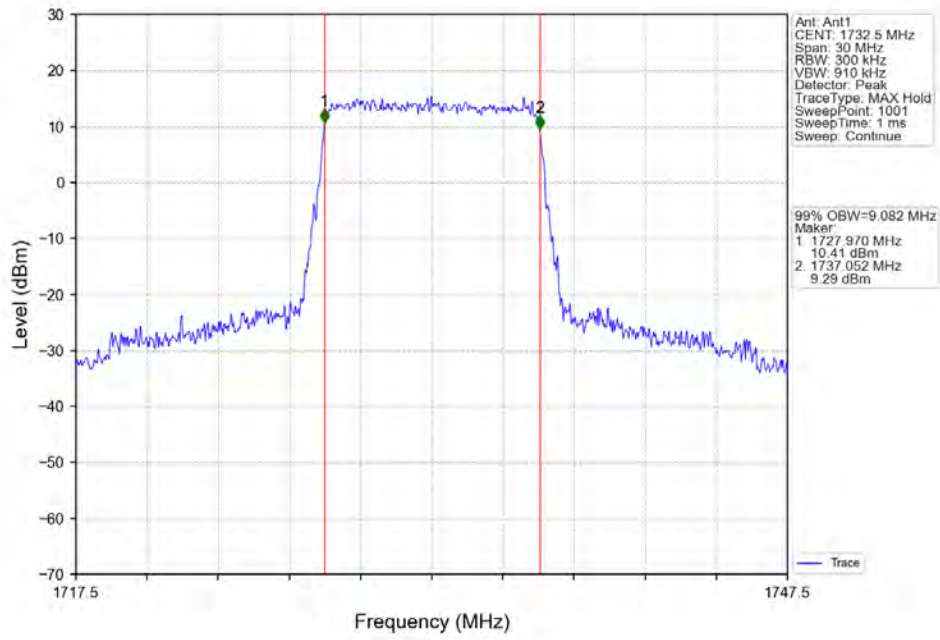
Band4_10MHz_QPSK_HCH_1750MHz_RB_50_0_NTNV



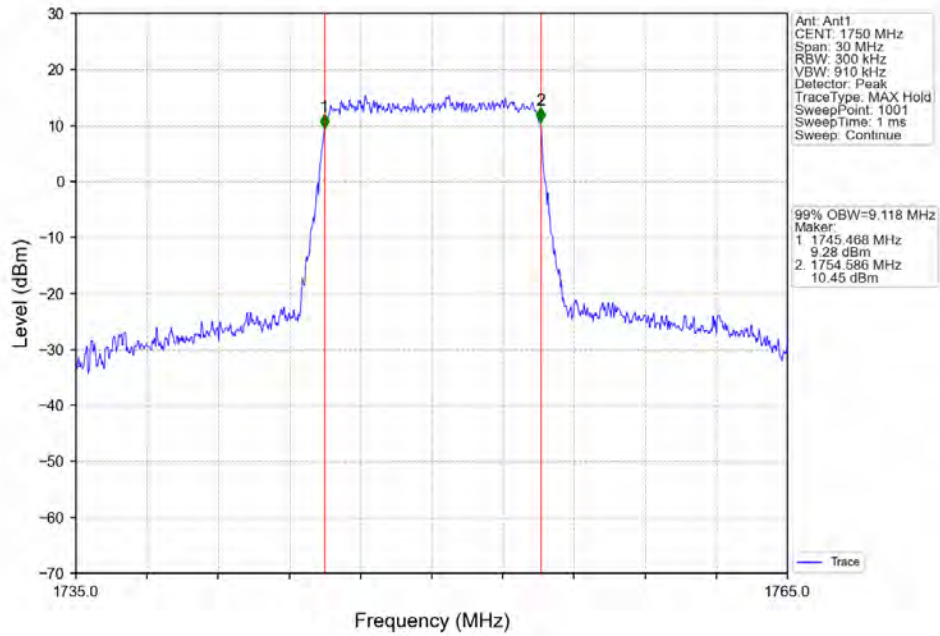
Band4_10MHz_16QAM_LCH_1715MHz_RB_50_0_NTNV



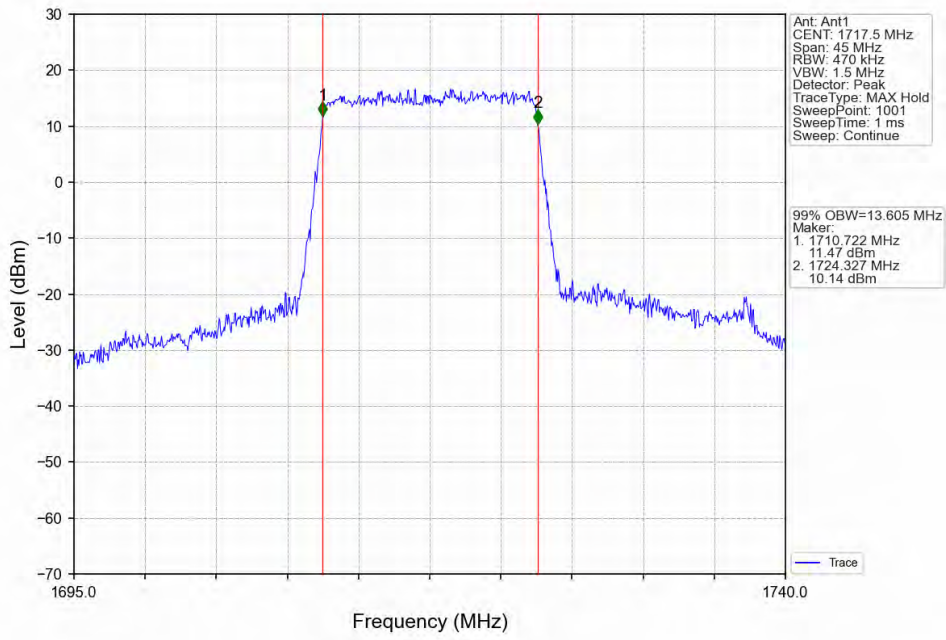
Band4_10MHz_16QAM_MCH_1732.5MHz_RB_50_0_NTNV



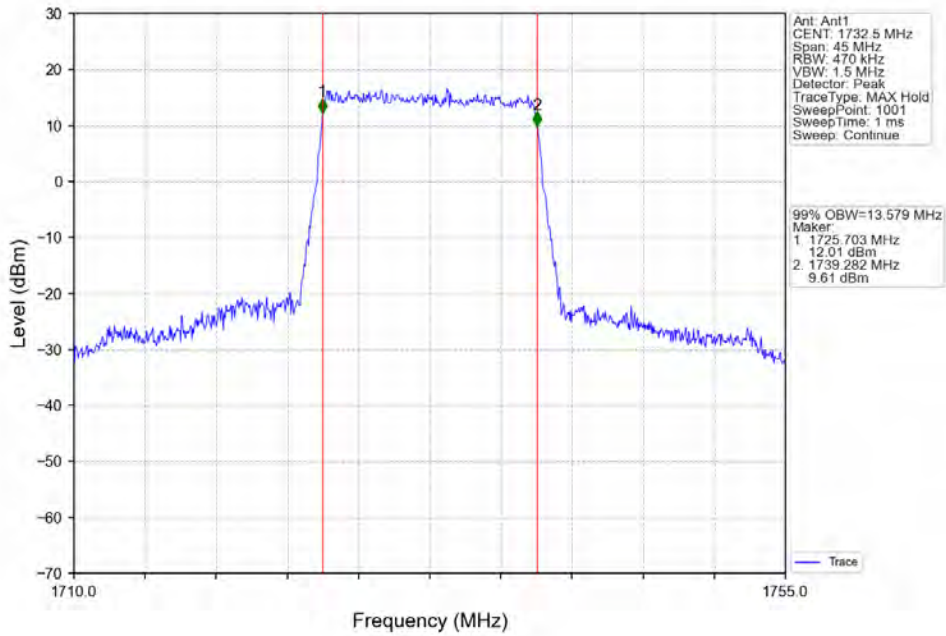
Band4_10MHz_16QAM_HCH_1750MHz_RB_50_0_NTNV



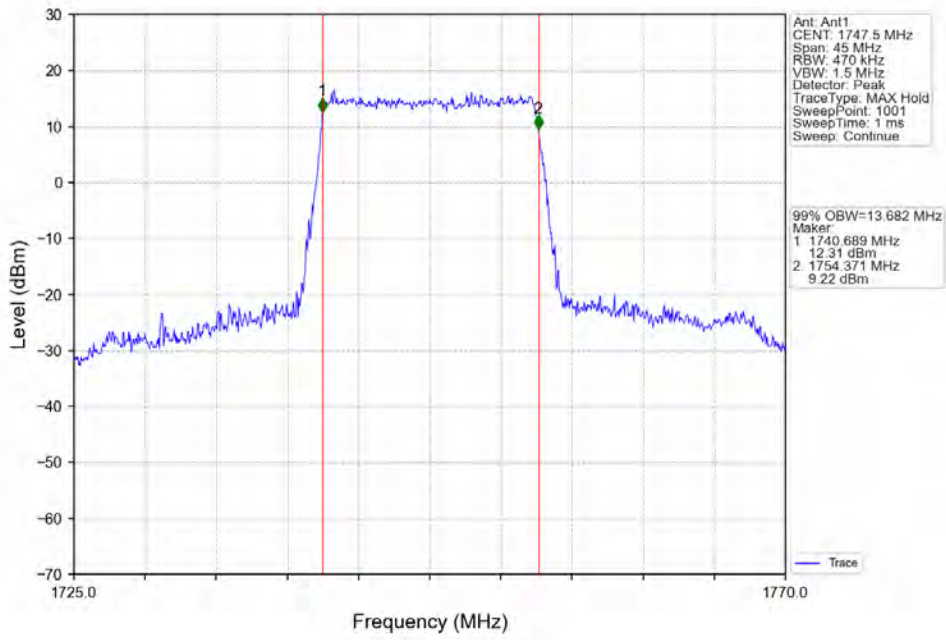
Band4_15MHz_QPSK_LCH_1717.5MHz_RB_75_0_NTNV



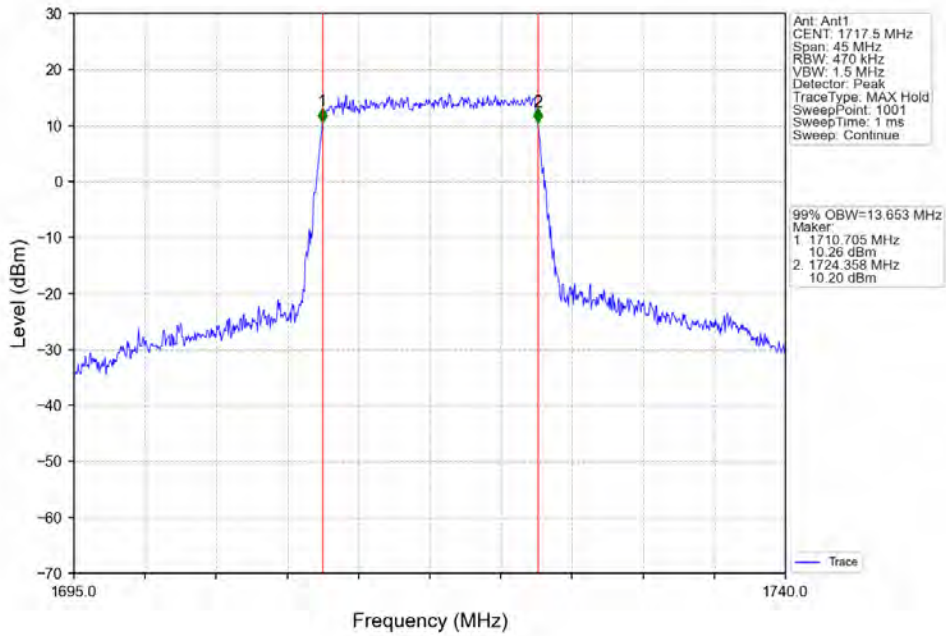
Band4_15MHz_QPSK_MCH_1732.5MHz_RB_75_0_NTNV



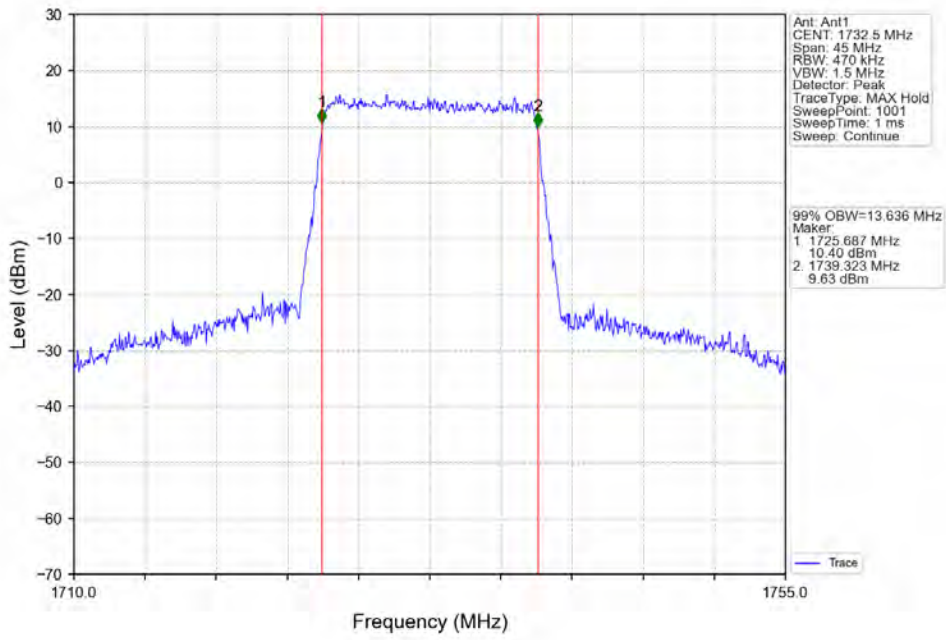
Band4_15MHz_QPSK_HCH_1747.5MHz_RB_75_0_NTNV



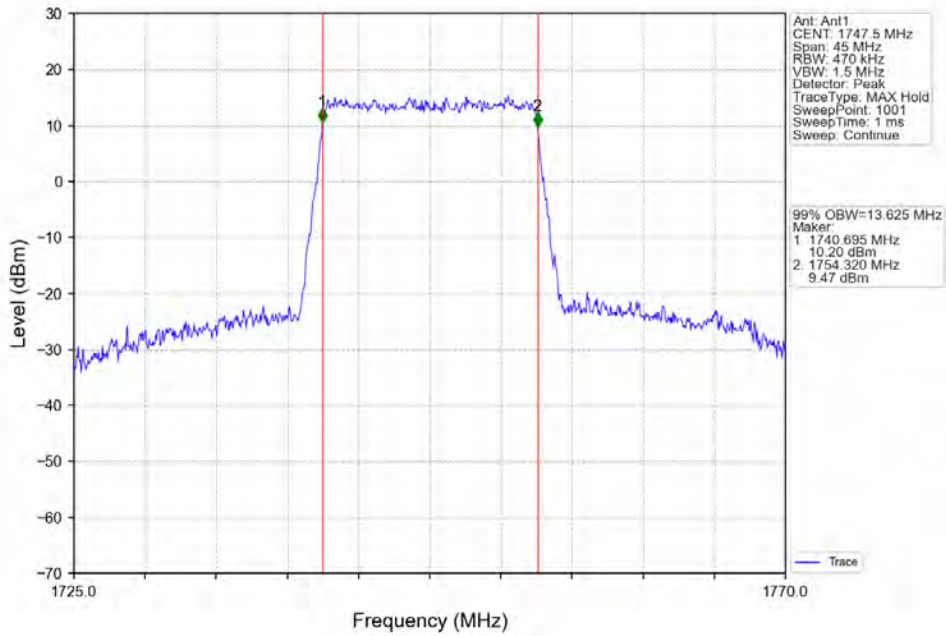
Band4_15MHz_16QAM_LCH_1717.5MHz_RB_75_0_NTNV



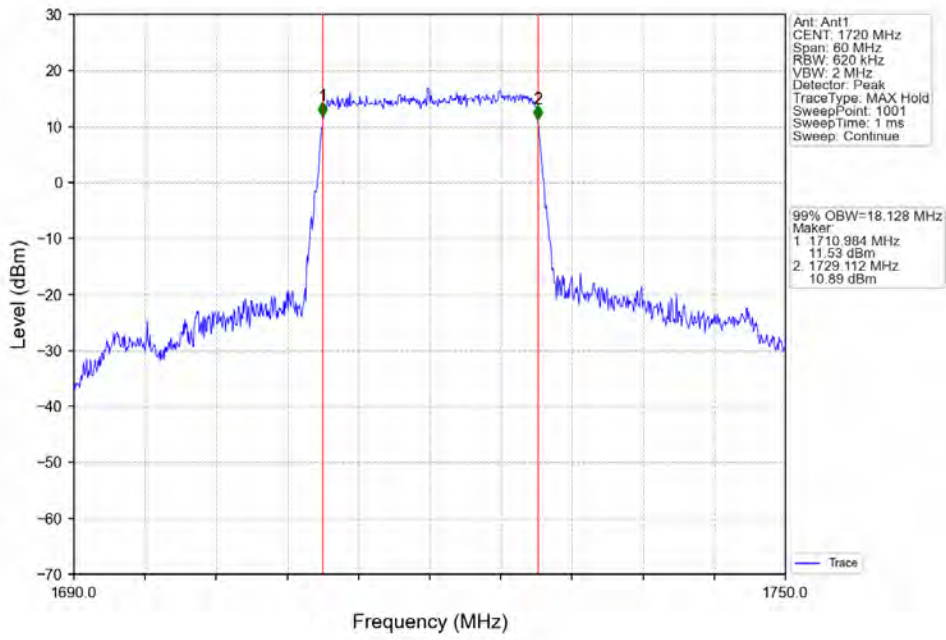
Band4_15MHz_16QAM_MCH_1732.5MHz_RB_75_0_NTNV



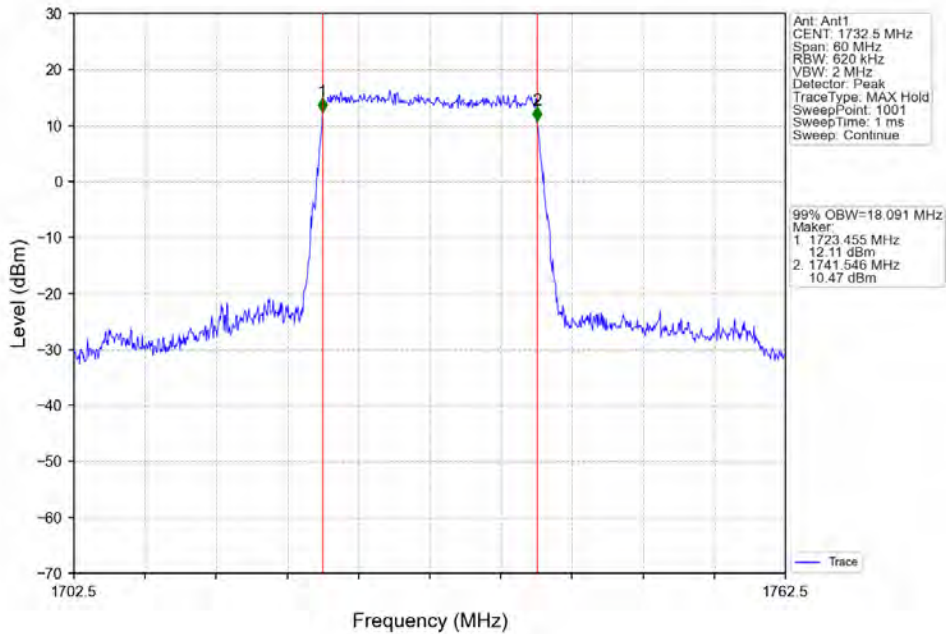
Band4_15MHz_16QAM_HCH_1747.5MHz_RB_75_0_NTNV



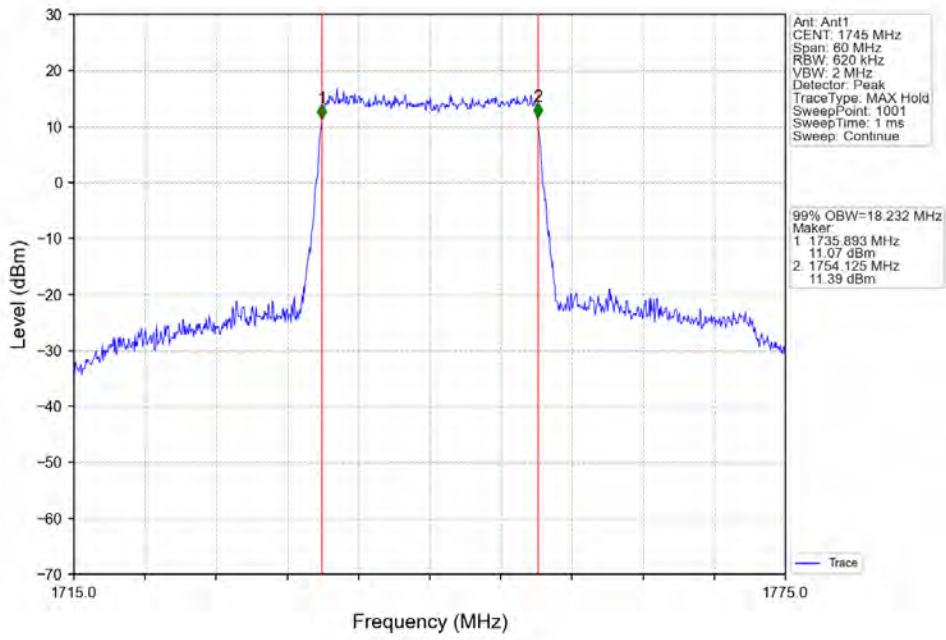
Band4_20MHz_QPSK_LCH_1720MHz_RB_100_0_NTNV



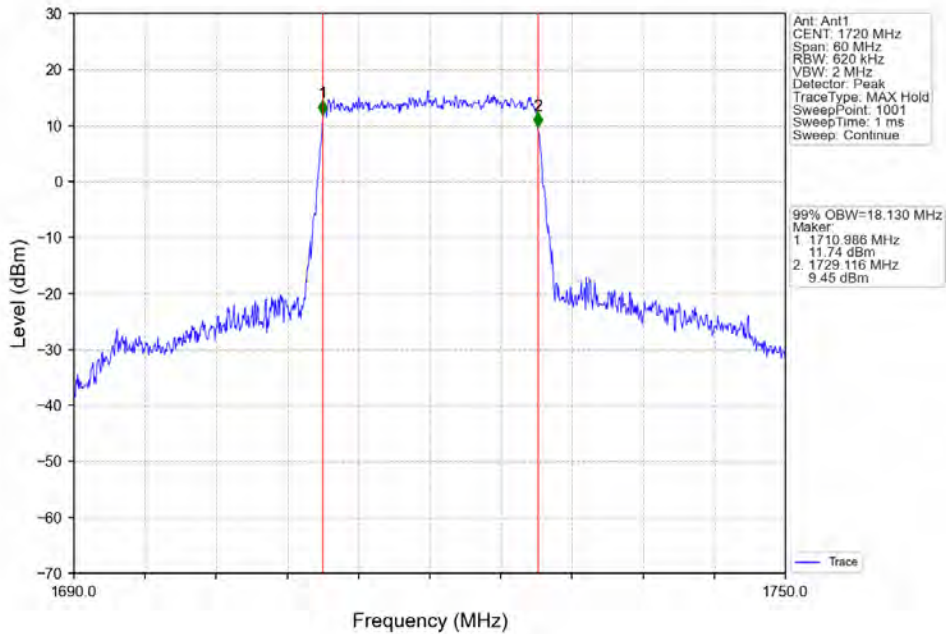
Band4_20MHz_QPSK_MCH_1732.5MHz_RB_100_0_NTNV



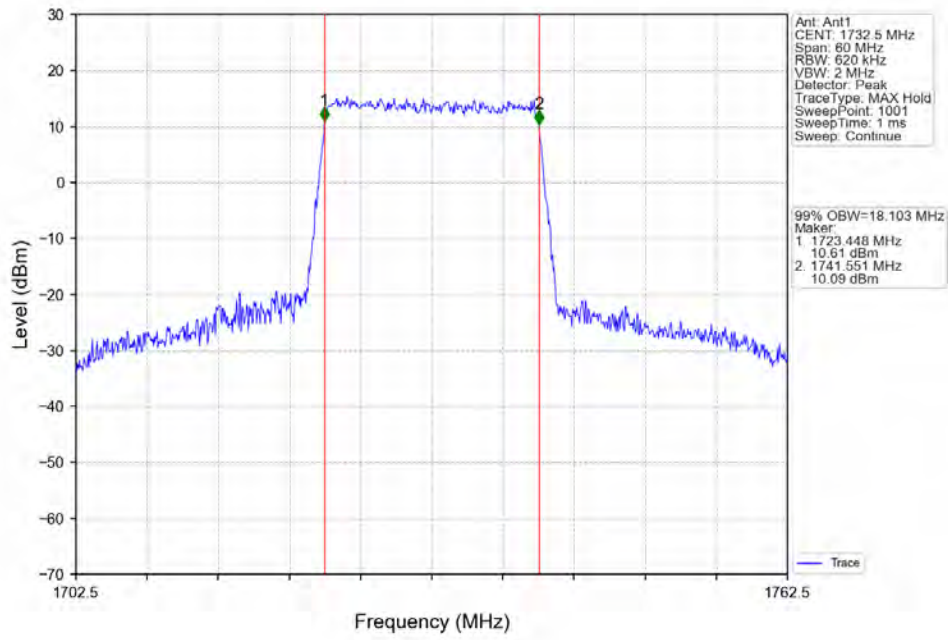
Band4_20MHz_QPSK_HCH_1745MHz_RB_100_0_NTNV



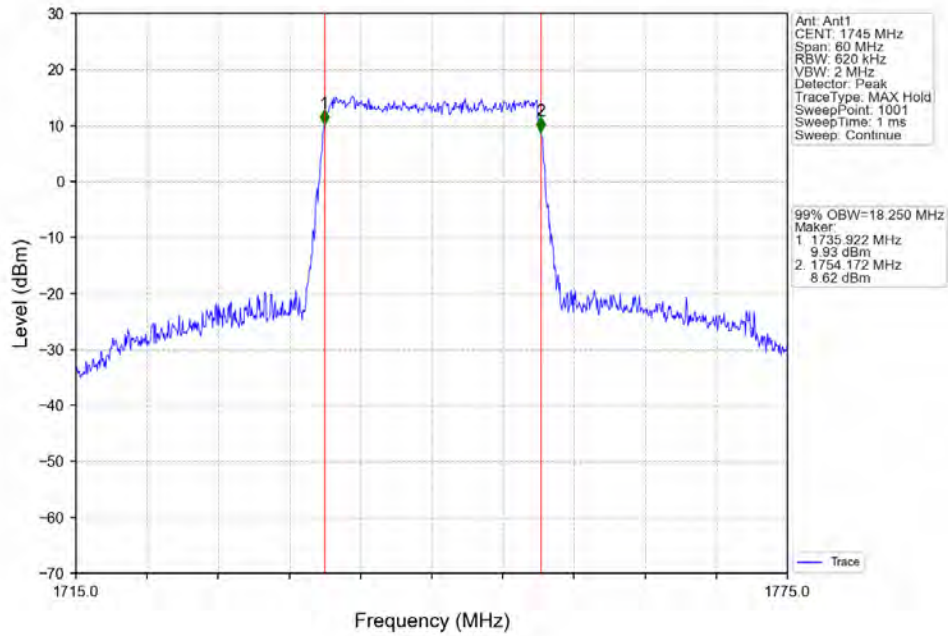
Band4_20MHz_16QAM_LCH_1720MHz_RB_100_0_NTNV



Band4_20MHz_16QAM_MCH_1732.5MHz_RB_100_0_NTNV



Band4_20MHz_16QAM_HCH_1745MHz_RB_100_0_NTNV

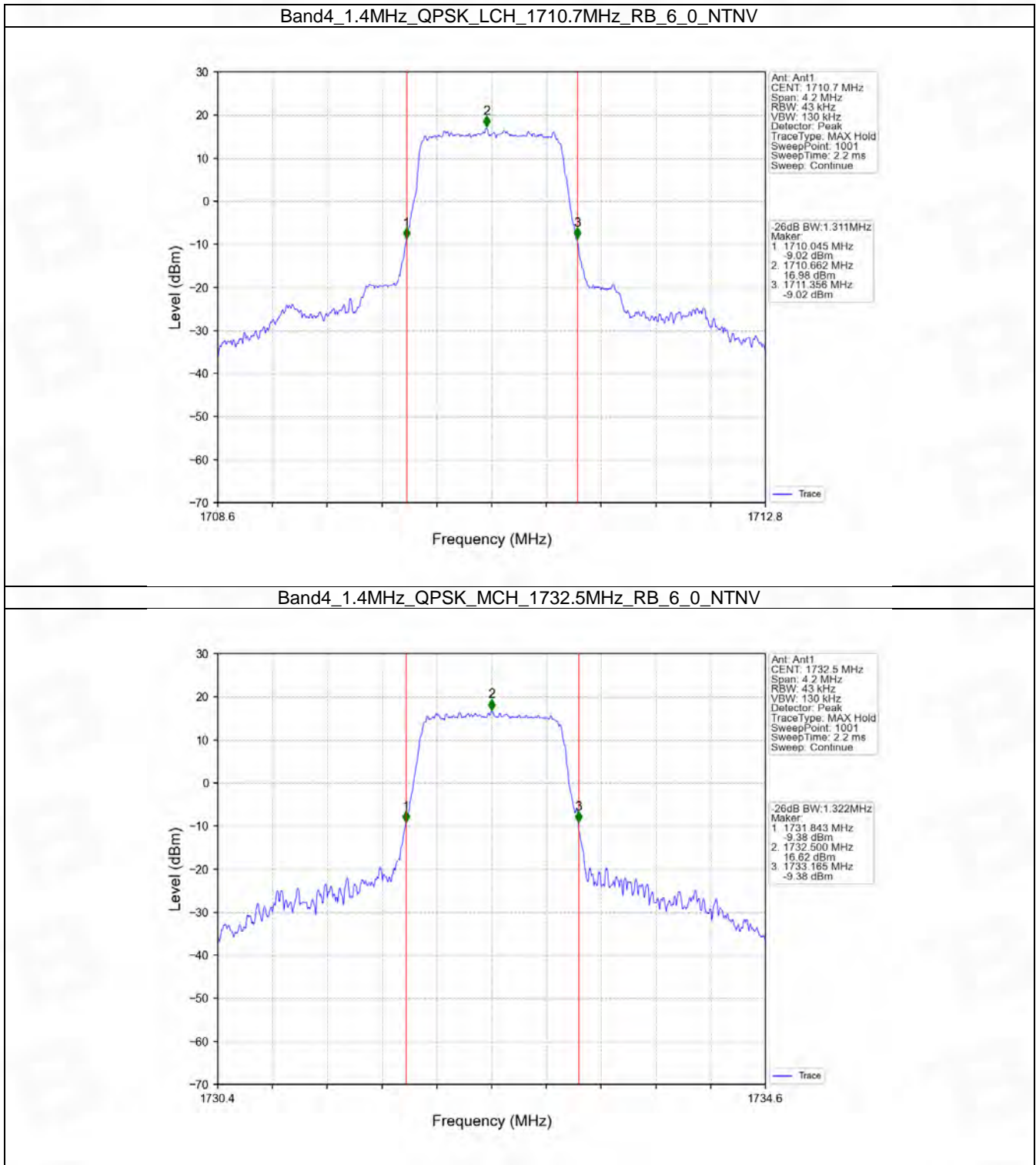


4.2 Band4_XDB

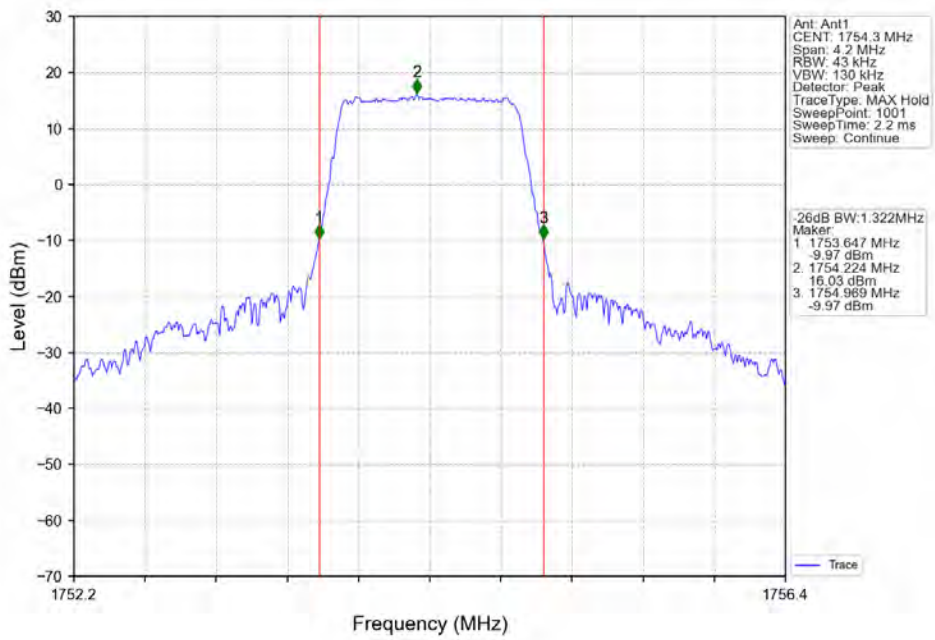
4.2.1 Test Result

Band: 4 / NTNV							
Bandwidth (MHz)	Modulation	Frequency (MHz)	RB Allocation		26dB Bandwidth (MHz)		Verdict
			Size	Offset	Result	Limit	
1.4	QPSK	1710.7	6	0	1.311	/	Pass
		1732.5	6	0	1.322	/	Pass
		1754.3	6	0	1.322	/	Pass
	16QAM	1710.7	6	0	1.323	/	Pass
		1732.5	6	0	1.293	/	Pass
		1754.3	6	0	1.334	/	Pass
3	QPSK	1711.5	15	0	2.987	/	Pass
		1732.5	15	0	2.989	/	Pass
		1753.5	15	0	3.003	/	Pass
	16QAM	1711.5	15	0	2.997	/	Pass
		1732.5	15	0	2.989	/	Pass
		1753.5	15	0	2.982	/	Pass
5	QPSK	1712.5	25	0	5.291	/	Pass
		1732.5	25	0	5.225	/	Pass
		1752.5	25	0	5.426	/	Pass
	16QAM	1712.5	25	0	5.354	/	Pass
		1732.5	25	0	5.256	/	Pass
		1752.5	25	0	5.200	/	Pass
10	QPSK	1715	50	0	10.220	/	Pass
		1732.5	50	0	10.192	/	Pass
		1750	50	0	10.278	/	Pass
	16QAM	1715	50	0	10.266	/	Pass
		1732.5	50	0	10.216	/	Pass
		1750	50	0	10.239	/	Pass
15	QPSK	1717.5	75	0	15.329	/	Pass
		1732.5	75	0	15.261	/	Pass
		1747.5	75	0	15.393	/	Pass
	16QAM	1717.5	75	0	15.352	/	Pass
		1732.5	75	0	15.389	/	Pass
		1747.5	75	0	15.295	/	Pass
20	QPSK	1720	100	0	20.156	/	Pass
		1732.5	100	0	20.221	/	Pass
		1745	100	0	20.072	/	Pass
	16QAM	1720	100	0	19.996	/	Pass
		1732.5	100	0	20.126	/	Pass
		1745	100	0	20.237	/	Pass

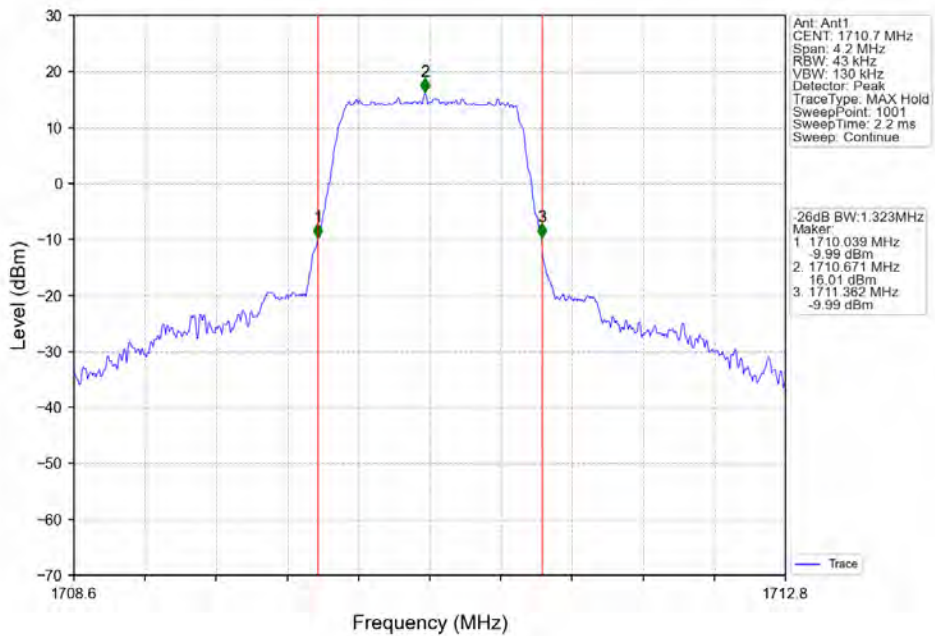
4.2.2 Test Graph



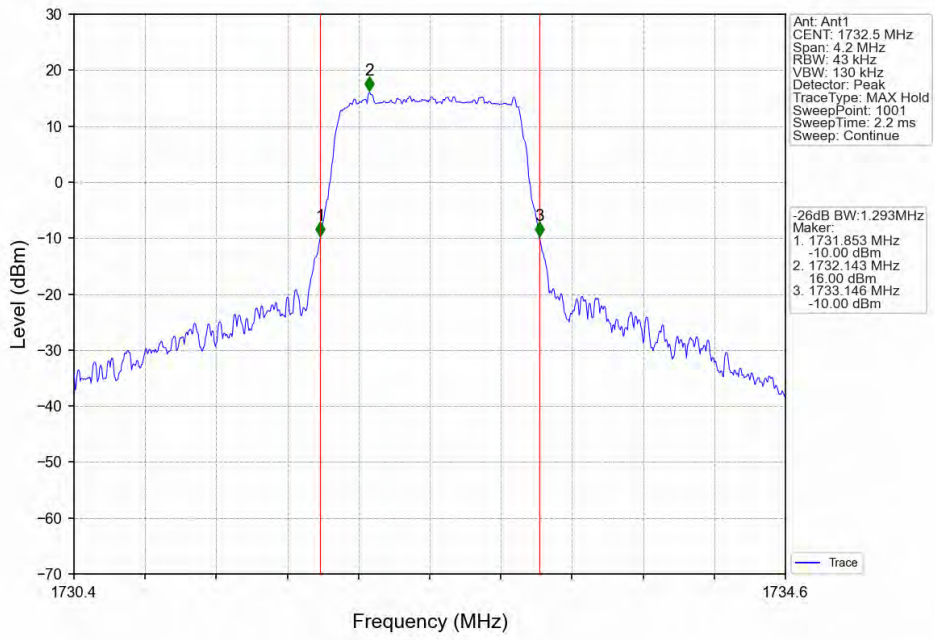
Band4_1.4MHz_QPSK_HCH_1754.3MHz_RB_6_0_NTNV



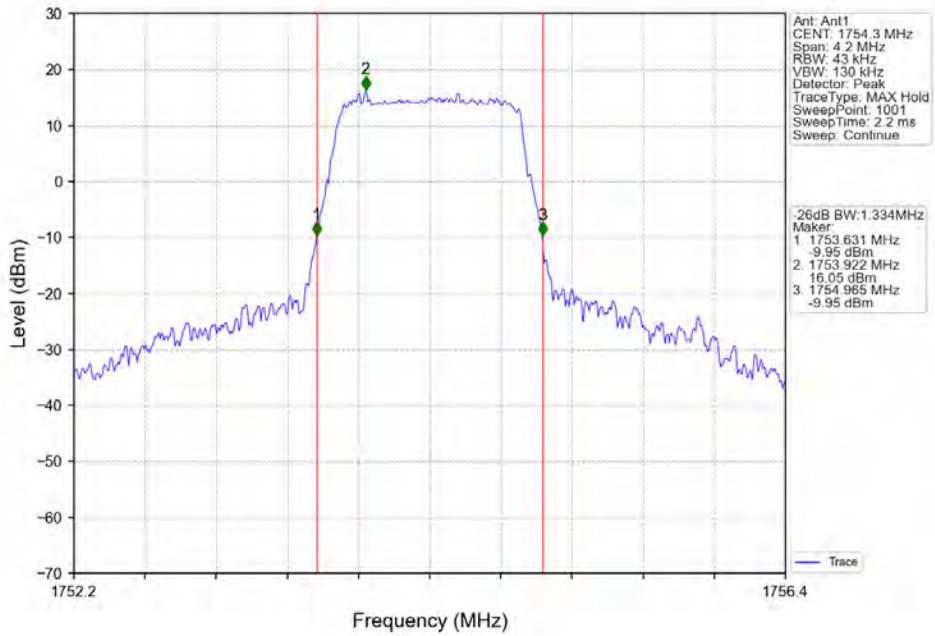
Band4_1.4MHz_16QAM_LCH_1710.7MHz_RB_6_0_NTNV



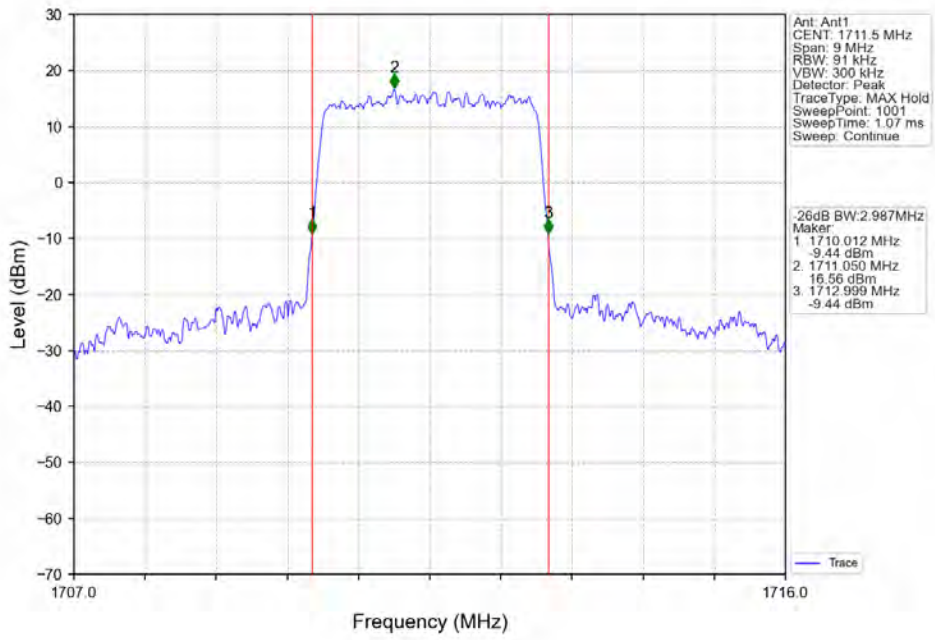
Band4_1.4MHz_16QAM_MCH_1732.5MHz_RB_6_0_NTNV



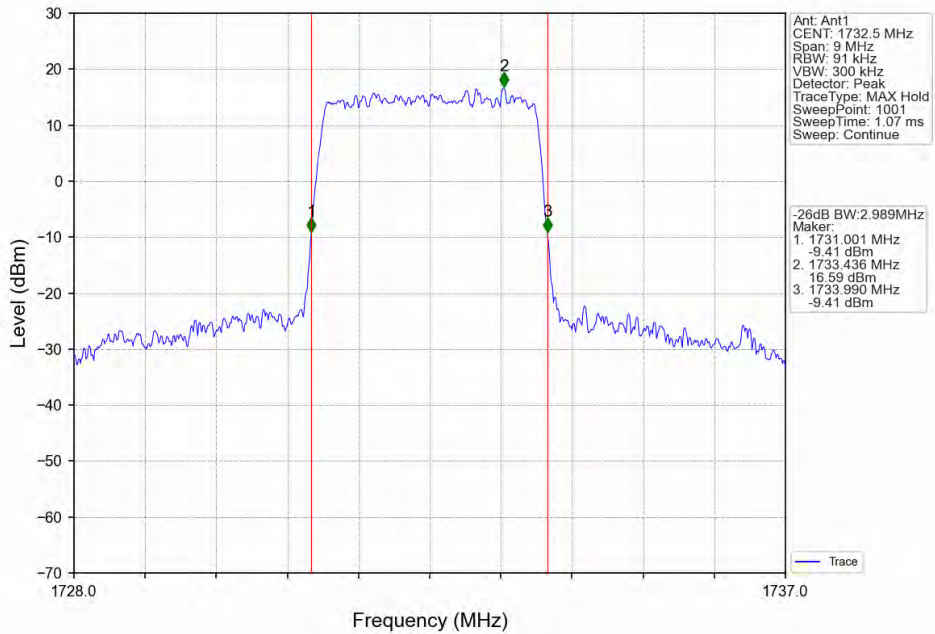
Band4_1.4MHz_16QAM_HCH_1754.3MHz_RB_6_0_NTNV



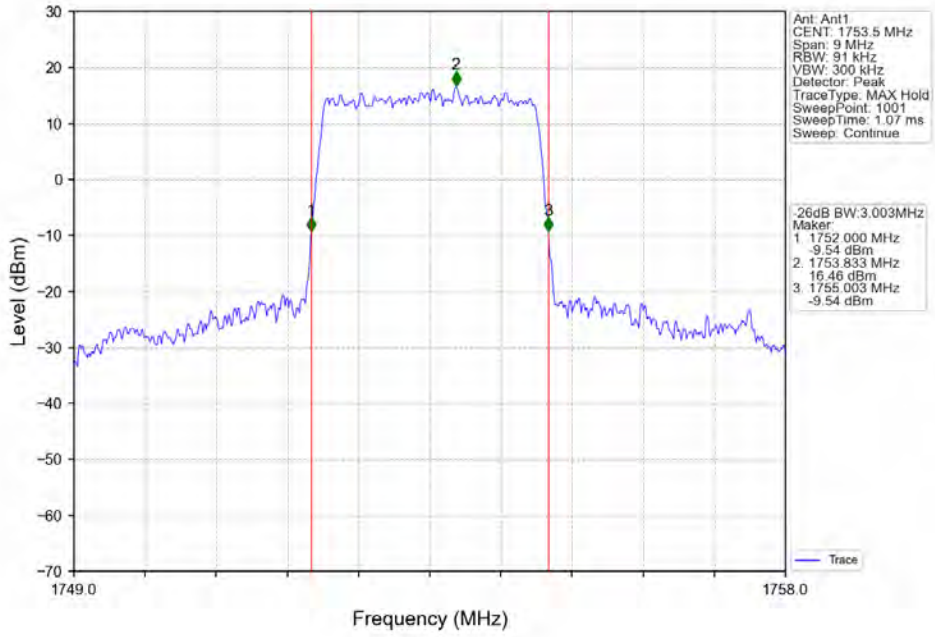
Band4_3MHz_QPSK_LCH_1711.5MHz_RB_15_0_NTNV



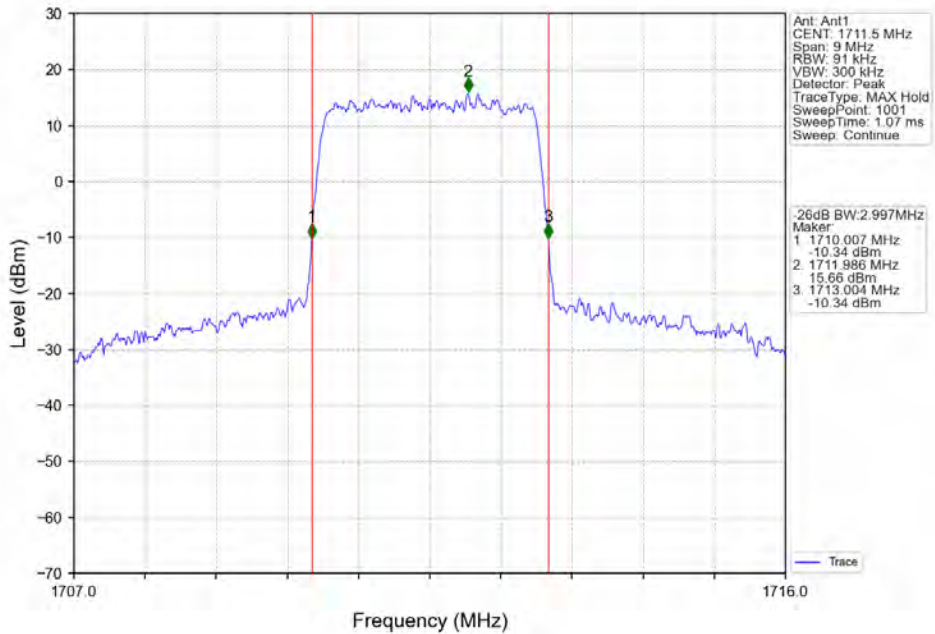
Band4_3MHz_QPSK_MCH_1732.5MHz_RB_15_0_NTNV



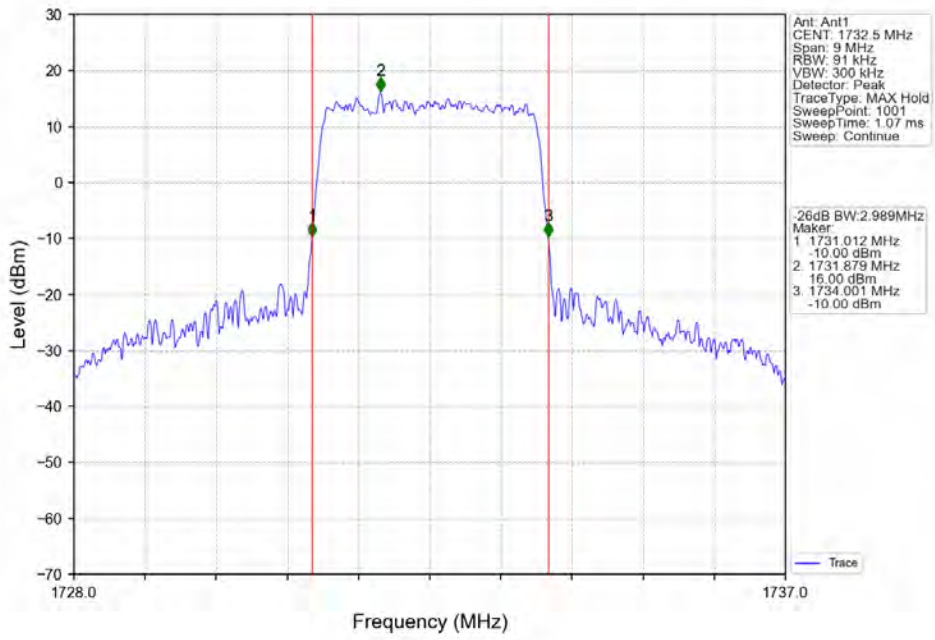
Band4_3MHz_QPSK_HCH_1753.5MHz_RB_15_0_NTNV



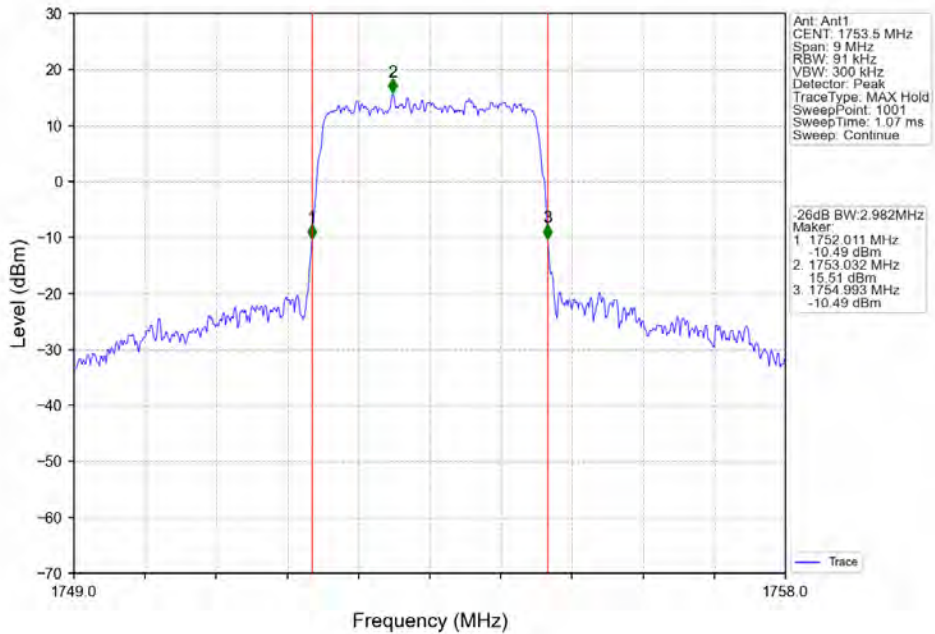
Band4_3MHz_16QAM_LCH_1711.5MHz_RB_15_0_NTNV



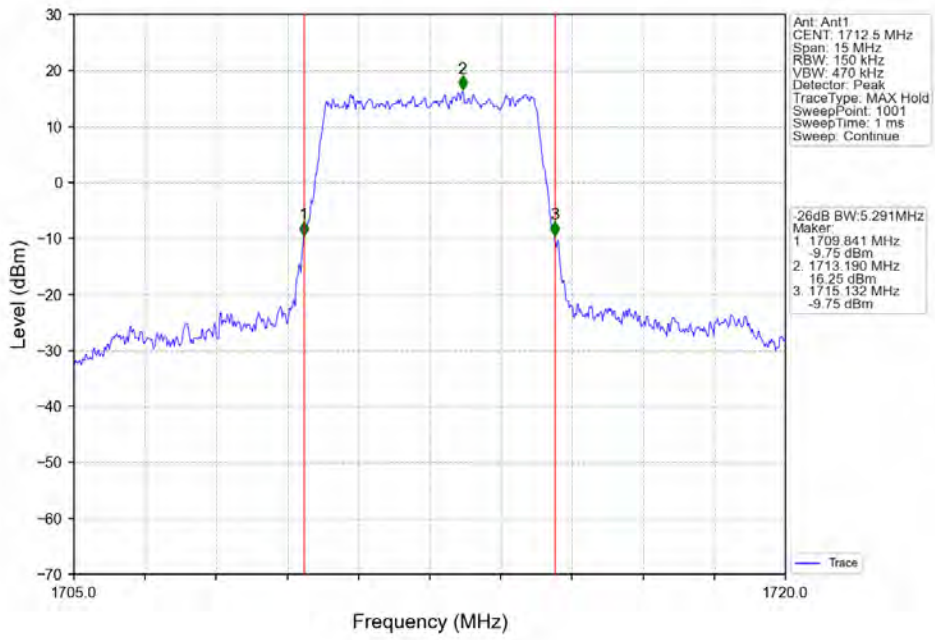
Band4_3MHz_16QAM_MCH_1732.5MHz_RB_15_0_NTNV



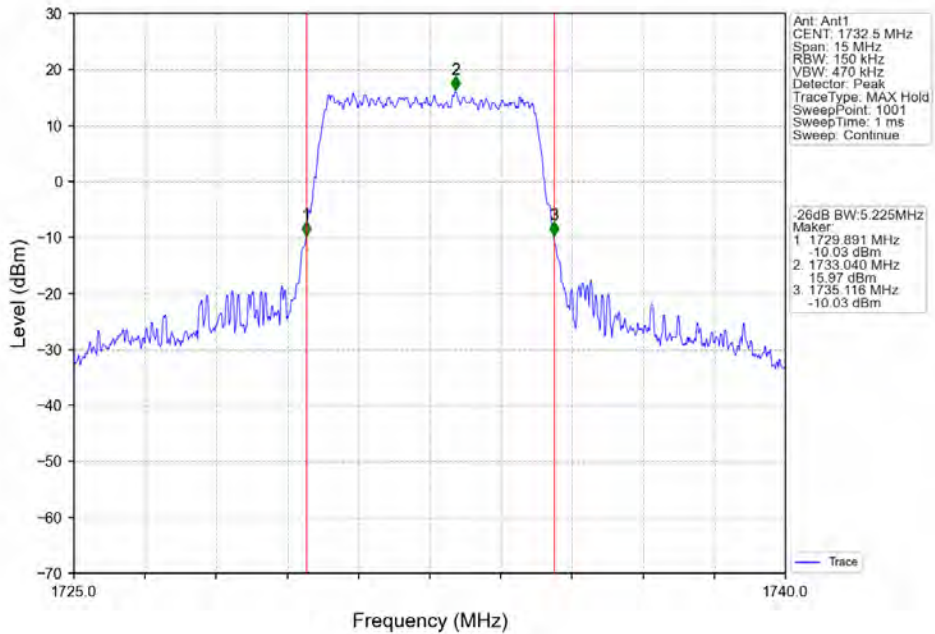
Band4_3MHz_16QAM_HCH_1753.5MHz_RB_15_0_NTNV



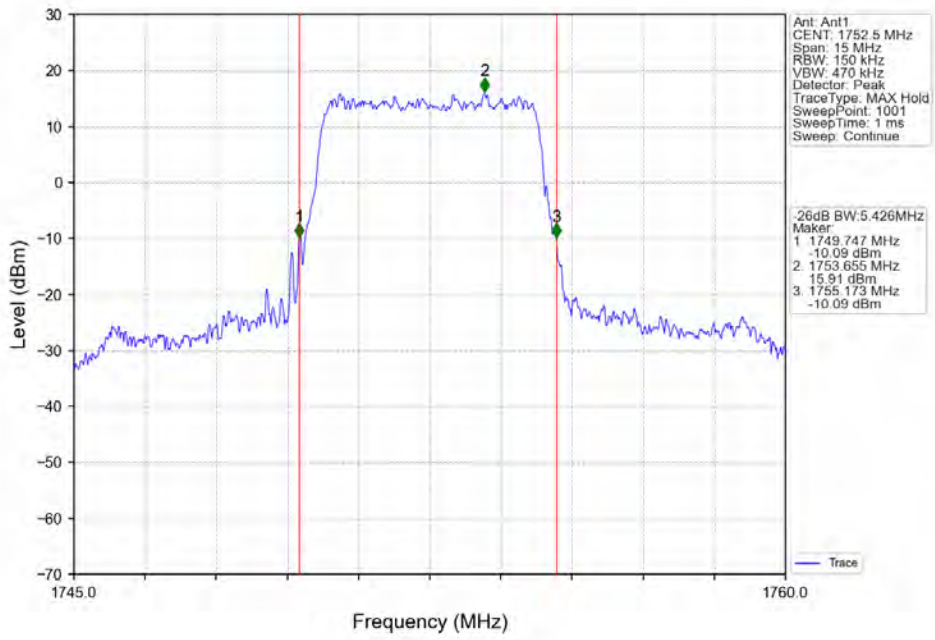
Band4_5MHz_QPSK_LCH_1712.5MHz_RB_25_0_NTNV



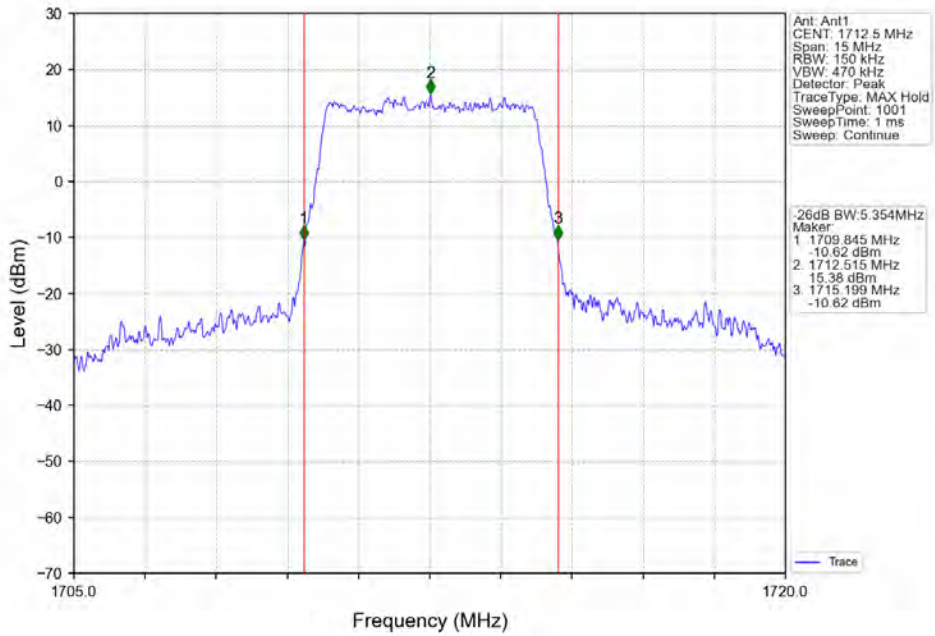
Band4_5MHz_QPSK_MCH_1732.5MHz_RB_25_0_NTNV



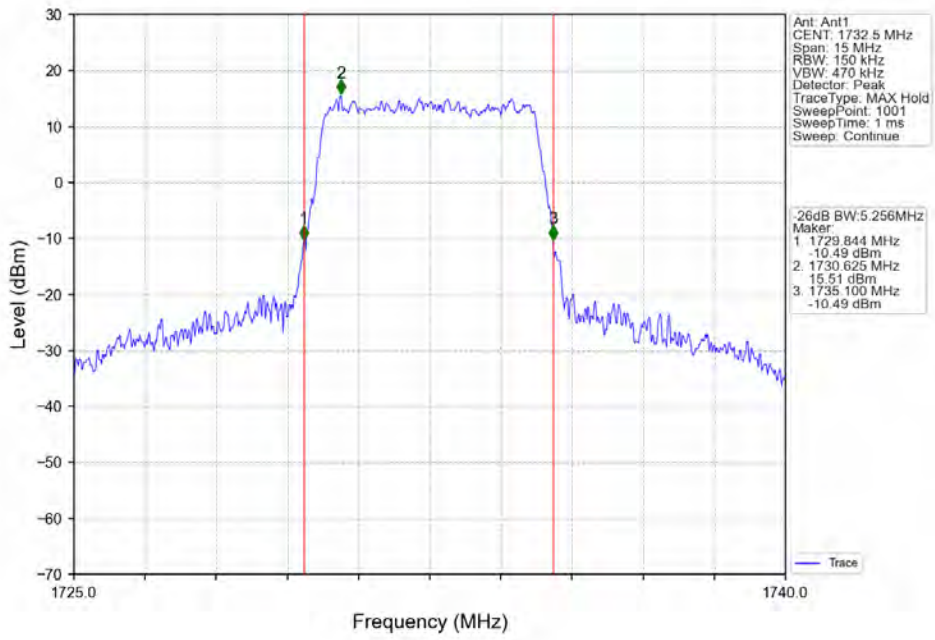
Band4_5MHz_QPSK_HCH_1752.5MHz_RB_25_0_NTNV



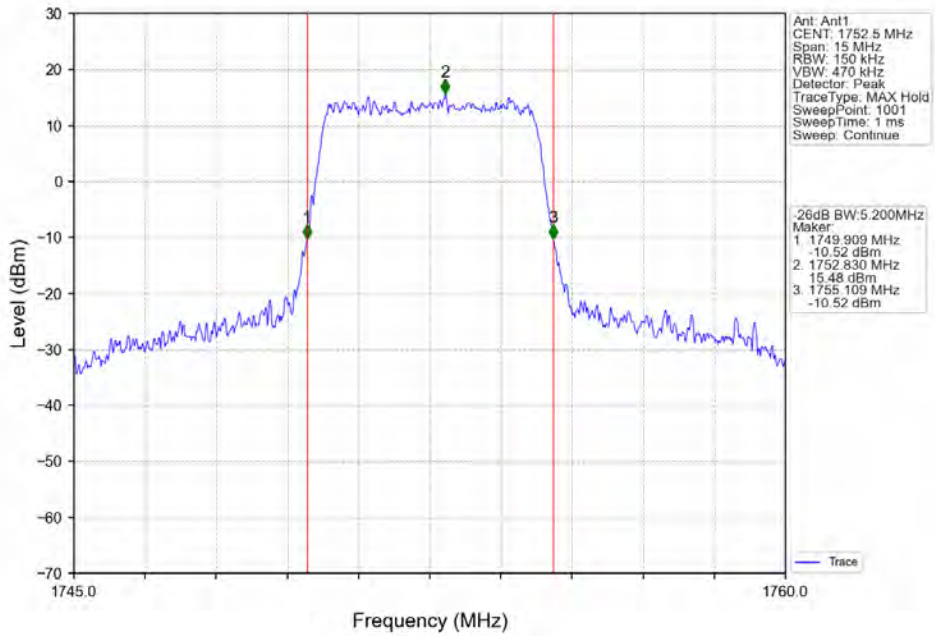
Band4_5MHz_16QAM_LCH_1712.5MHz_RB_25_0_NTNV



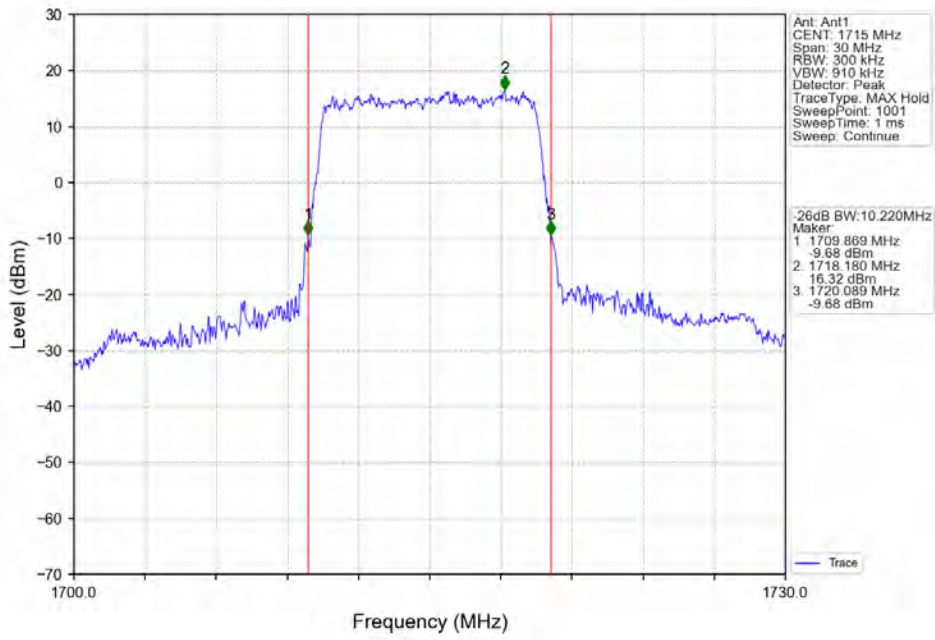
Band4_5MHz_16QAM_MCH_1732.5MHz_RB_25_0_NTNV



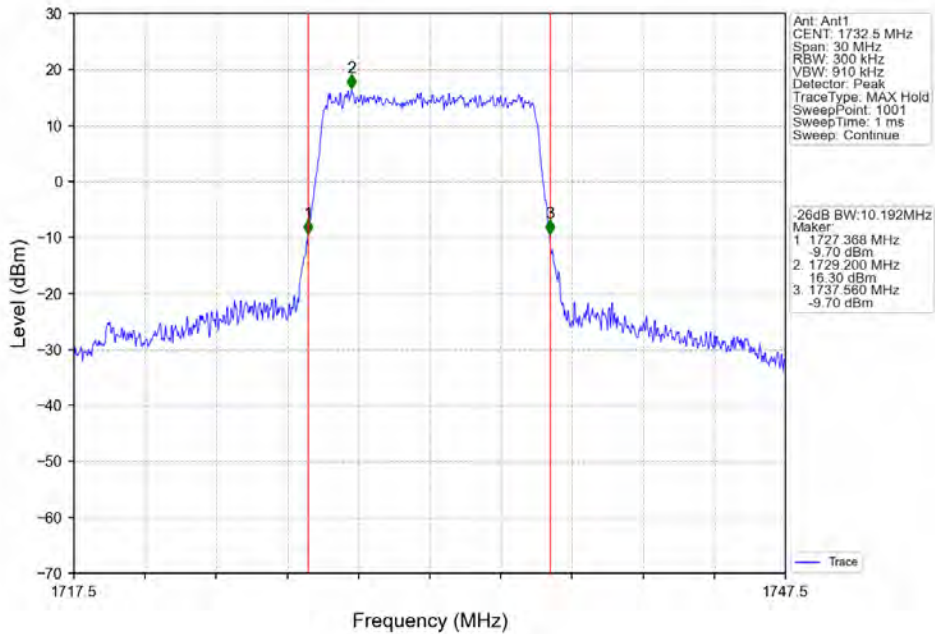
Band4_5MHz_16QAM_HCH_1752.5MHz_RB_25_0_NTNV



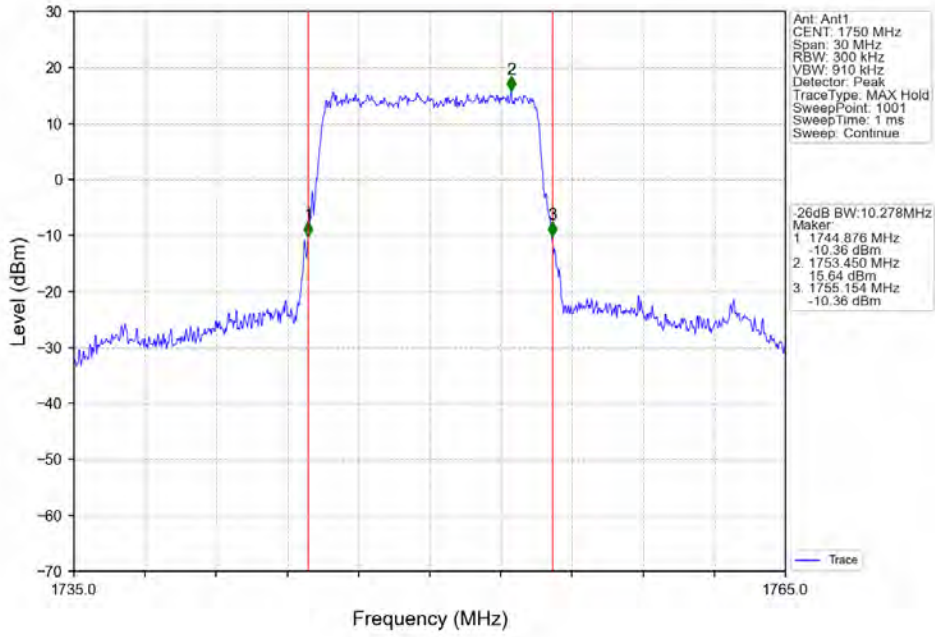
Band4_10MHz_QPSK_LCH_1715MHz_RB_50_0_NTNV



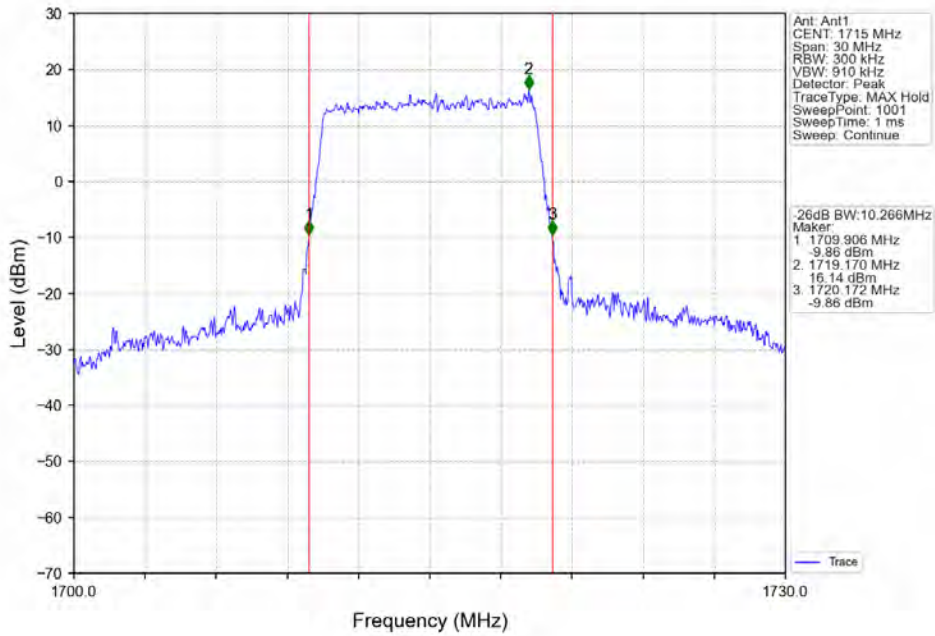
Band4_10MHz_QPSK_MCH_1732.5MHz_RB_50_0_NTNV



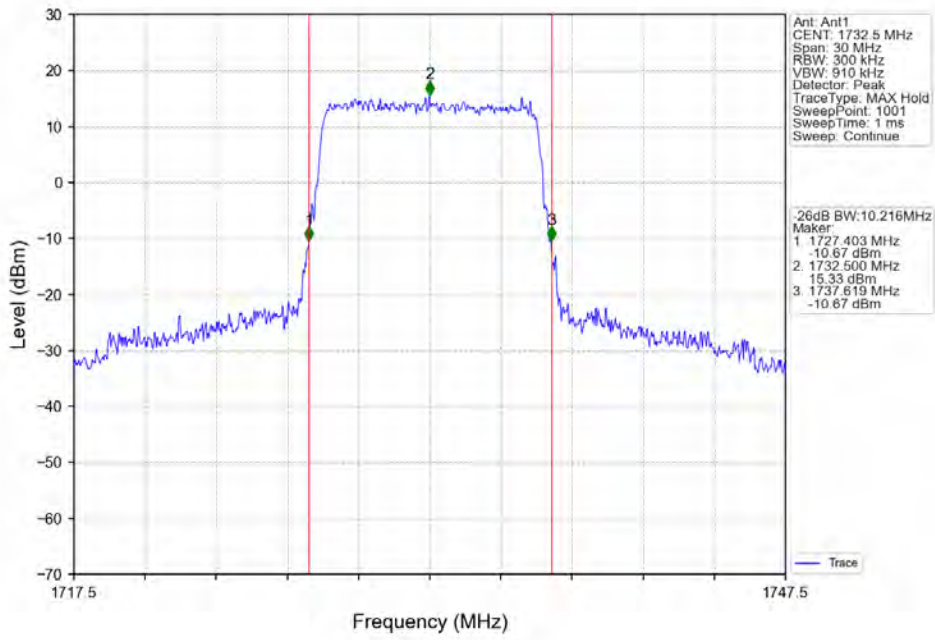
Band4_10MHz_QPSK_HCH_1750MHz_RB_50_0_NTNV



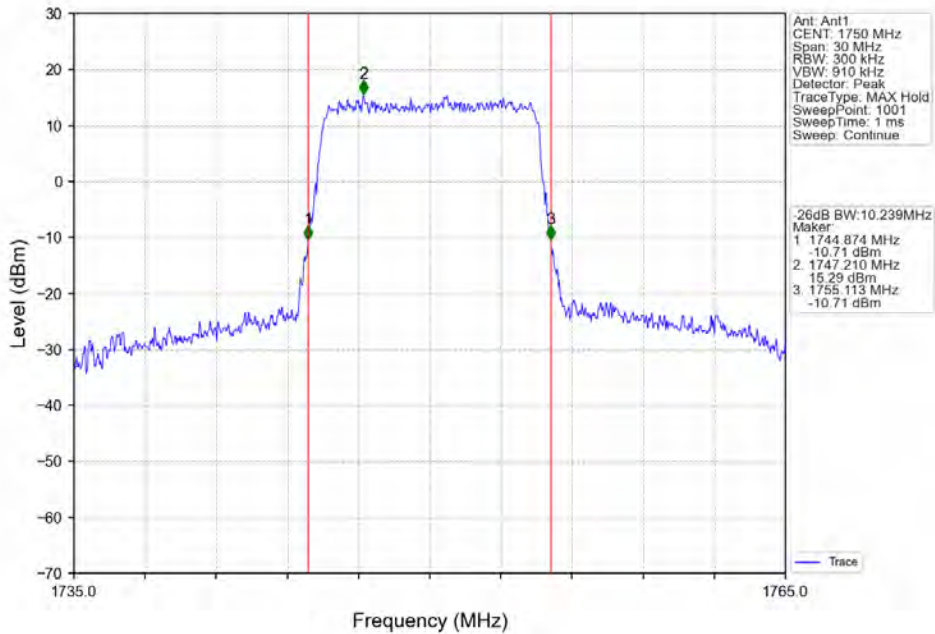
Band4_10MHz_16QAM_LCH_1715MHz_RB_50_0_NTNV



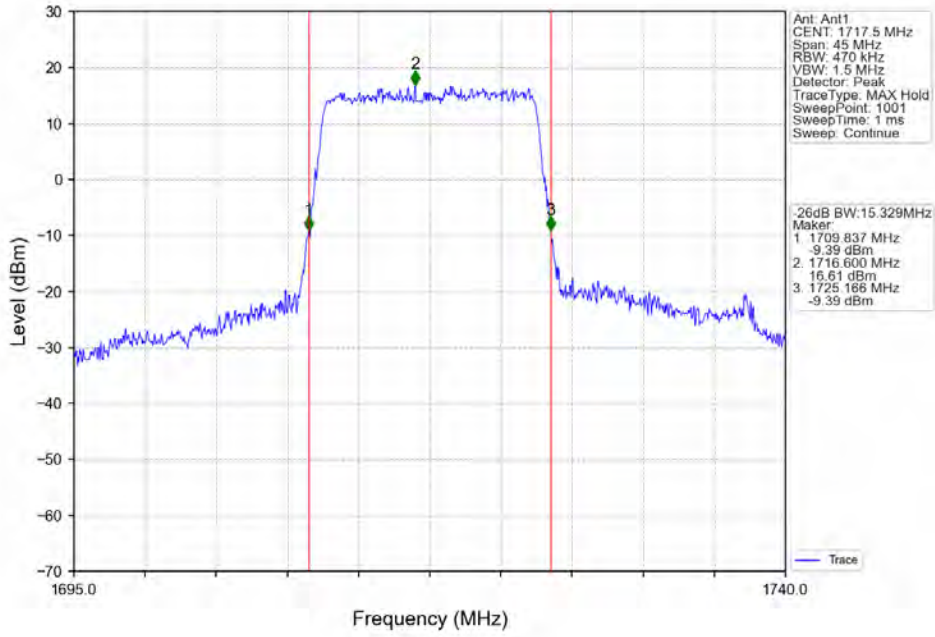
Band4_10MHz_16QAM_MCH_1732.5MHz_RB_50_0_NTNV



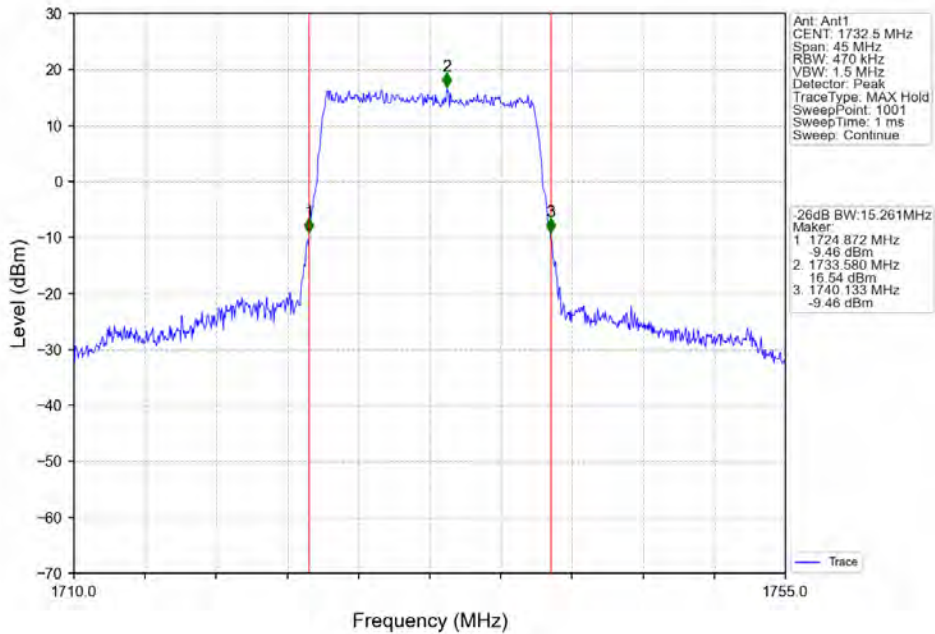
Band4_10MHz_16QAM_HCH_1750MHz_RB_50_0_NTNV



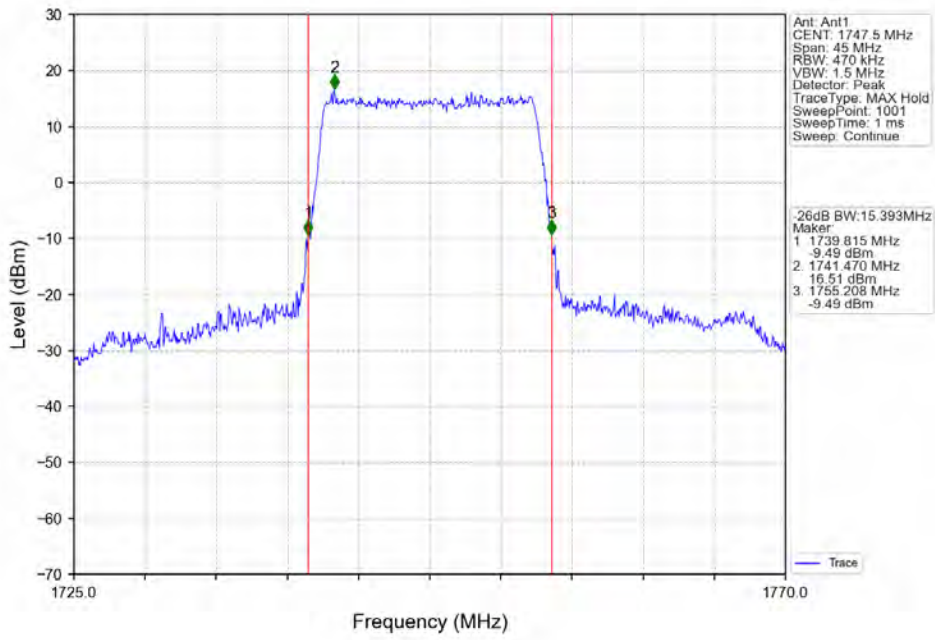
Band4_15MHz_QPSK_LCH_1717.5MHz_RB_75_0_NTNV



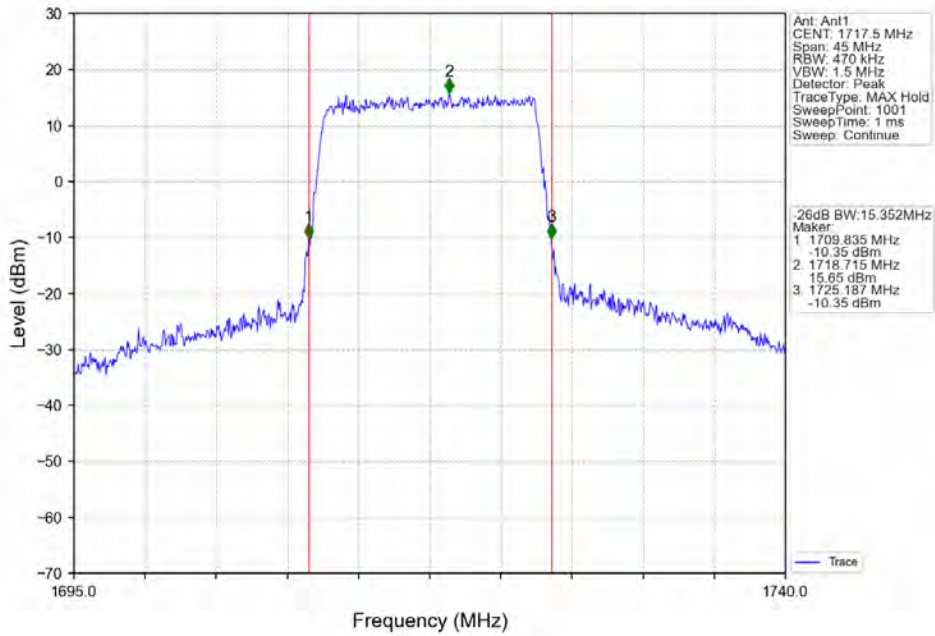
Band4_15MHz_QPSK_MCH_1732.5MHz_RB_75_0_NTNV



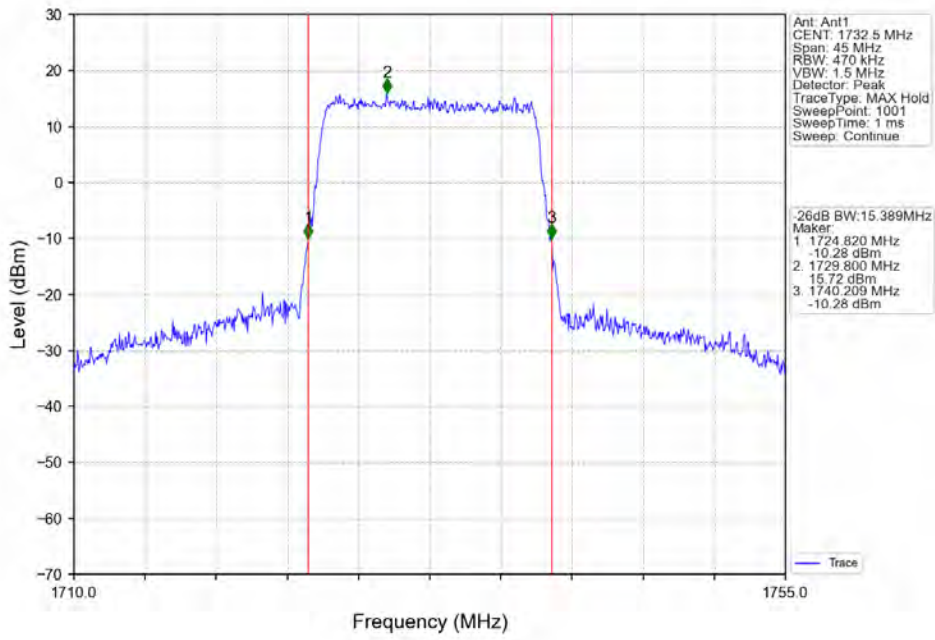
Band4_15MHz_QPSK_HCH_1747.5MHz_RB_75_0_NTNV



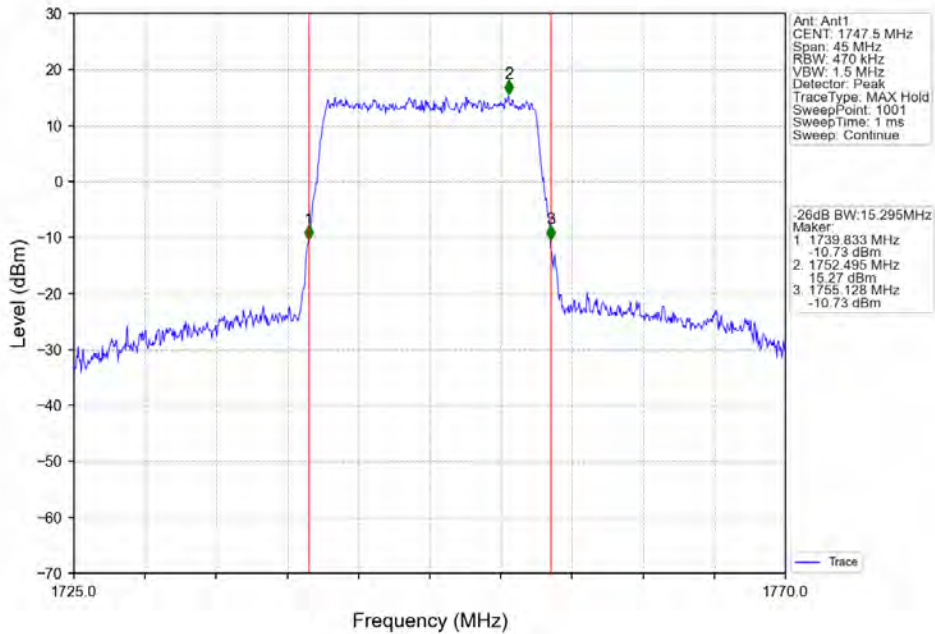
Band4_15MHz_16QAM_LCH_1717.5MHz_RB_75_0_NTNV



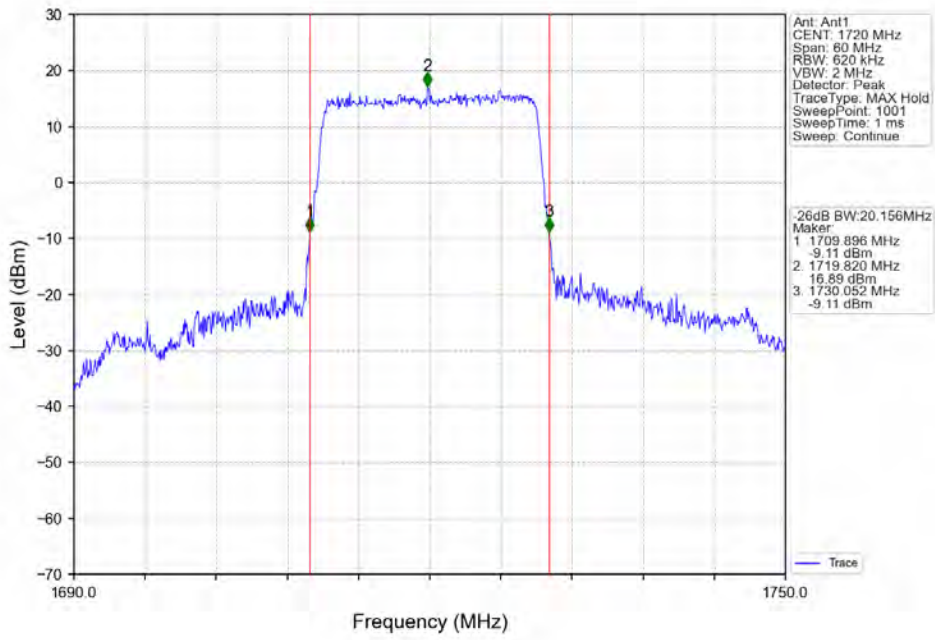
Band4_15MHz_16QAM_MCH_1732.5MHz_RB_75_0_NTNV



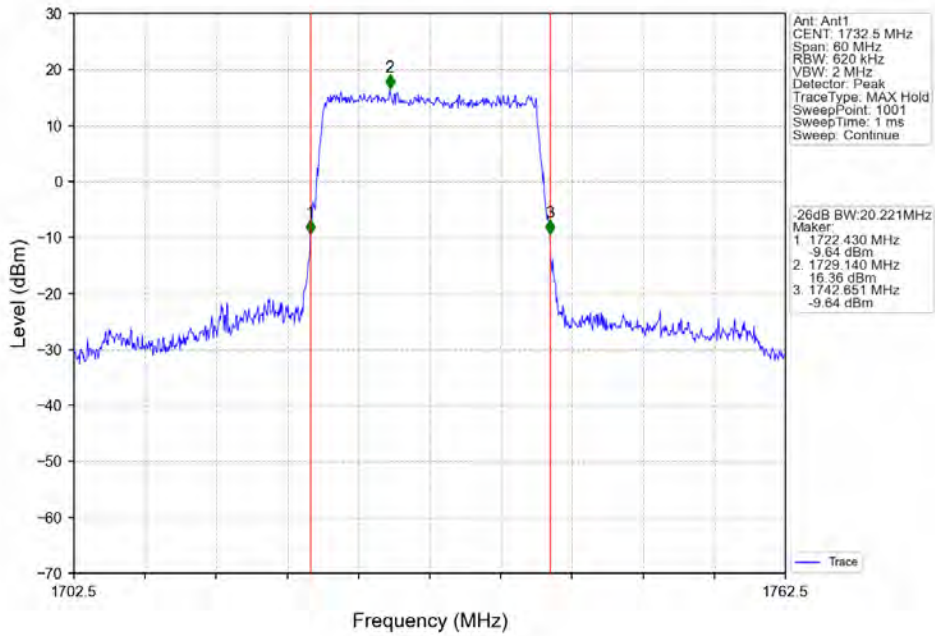
Band4_15MHz_16QAM_HCH_1747.5MHz_RB_75_0_NTNV



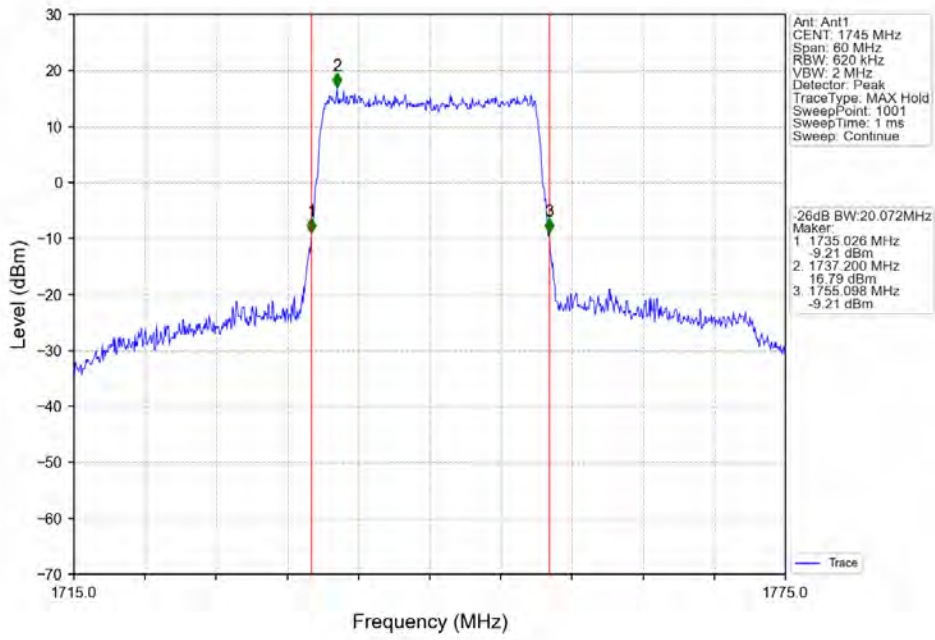
Band4_20MHz_QPSK_LCH_1720MHz_RB_100_0_NTNV



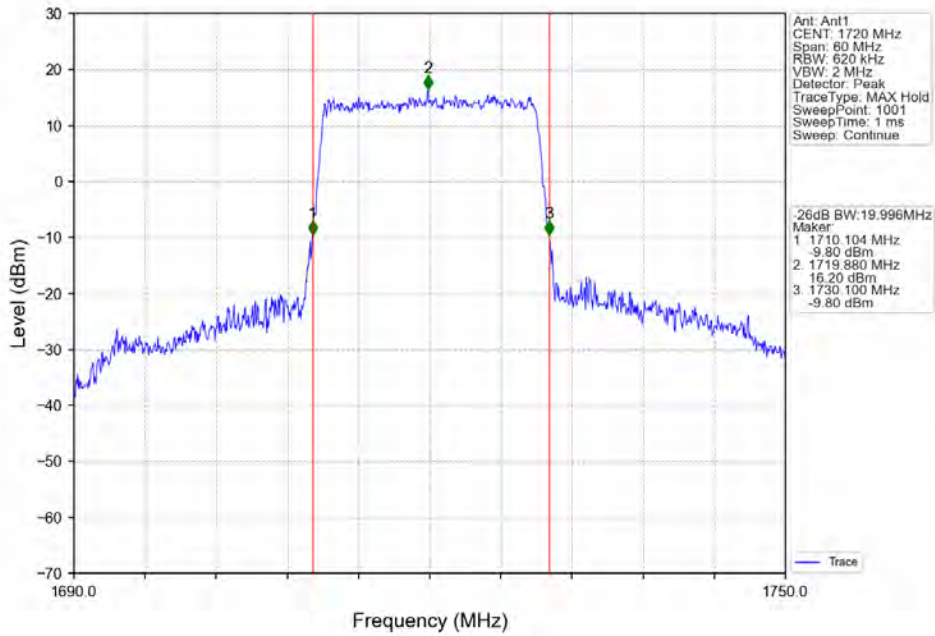
Band4_20MHz_QPSK_MCH_1732.5MHz_RB_100_0_NTNV



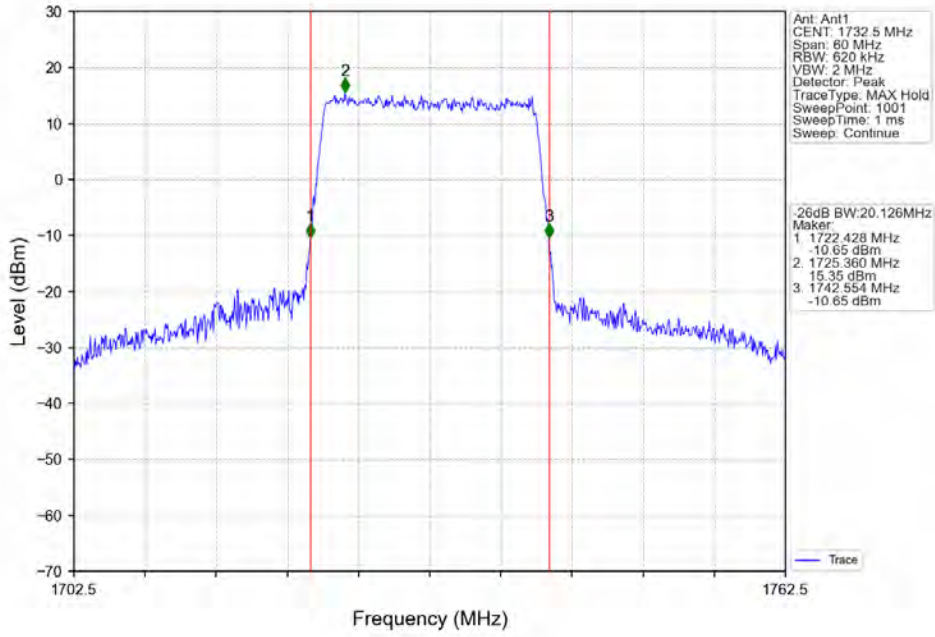
Band4_20MHz_QPSK_HCH_1745MHz_RB_100_0_NTNV



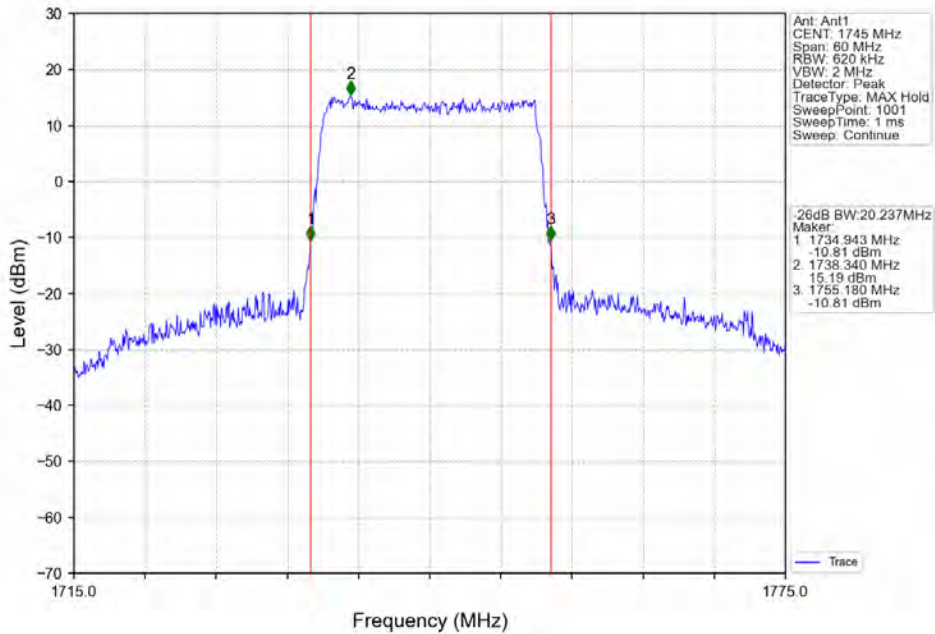
Band4_20MHz_16QAM_LCH_1720MHz_RB_100_0_NTNV



Band4_20MHz_16QAM_MCH_1732.5MHz_RB_100_0_NTNV



Band4_20MHz_16QAM_HCH_1745MHz_RB_100_0_NTNV



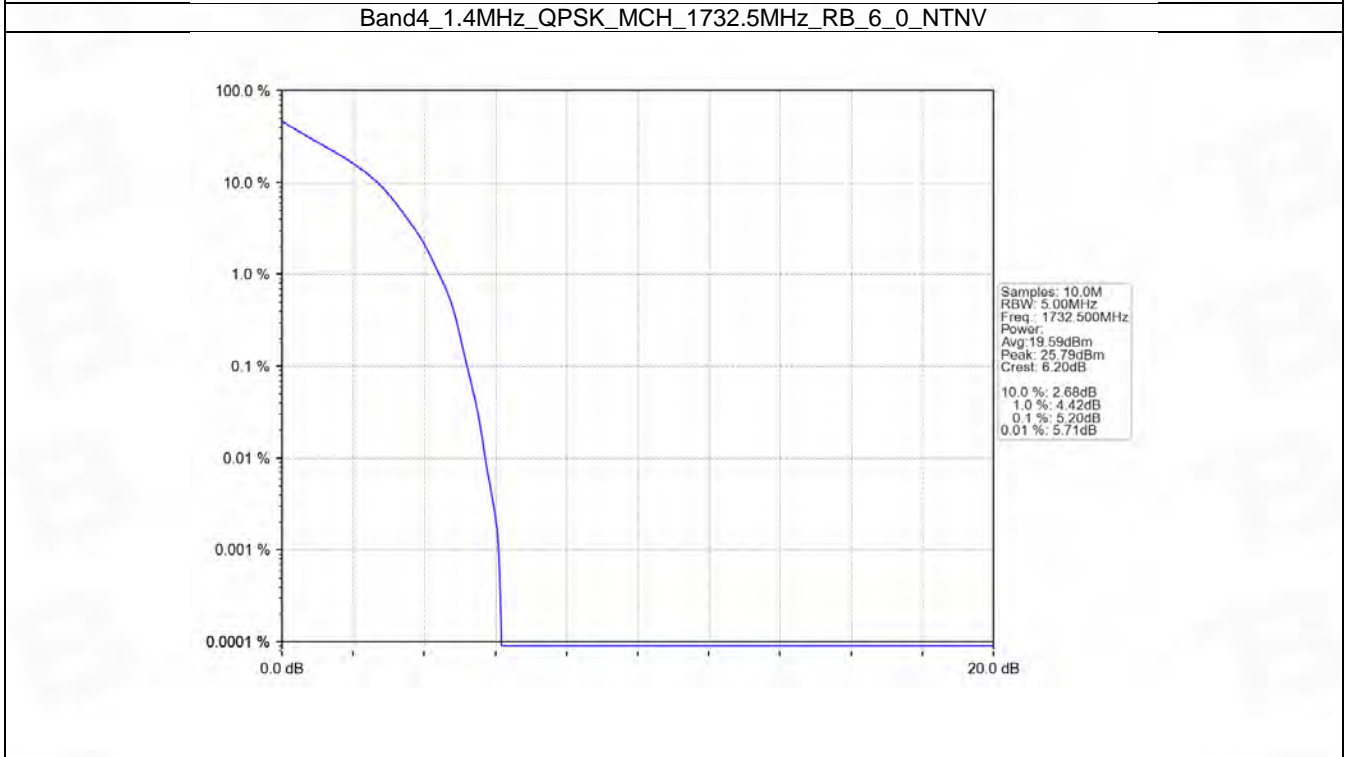
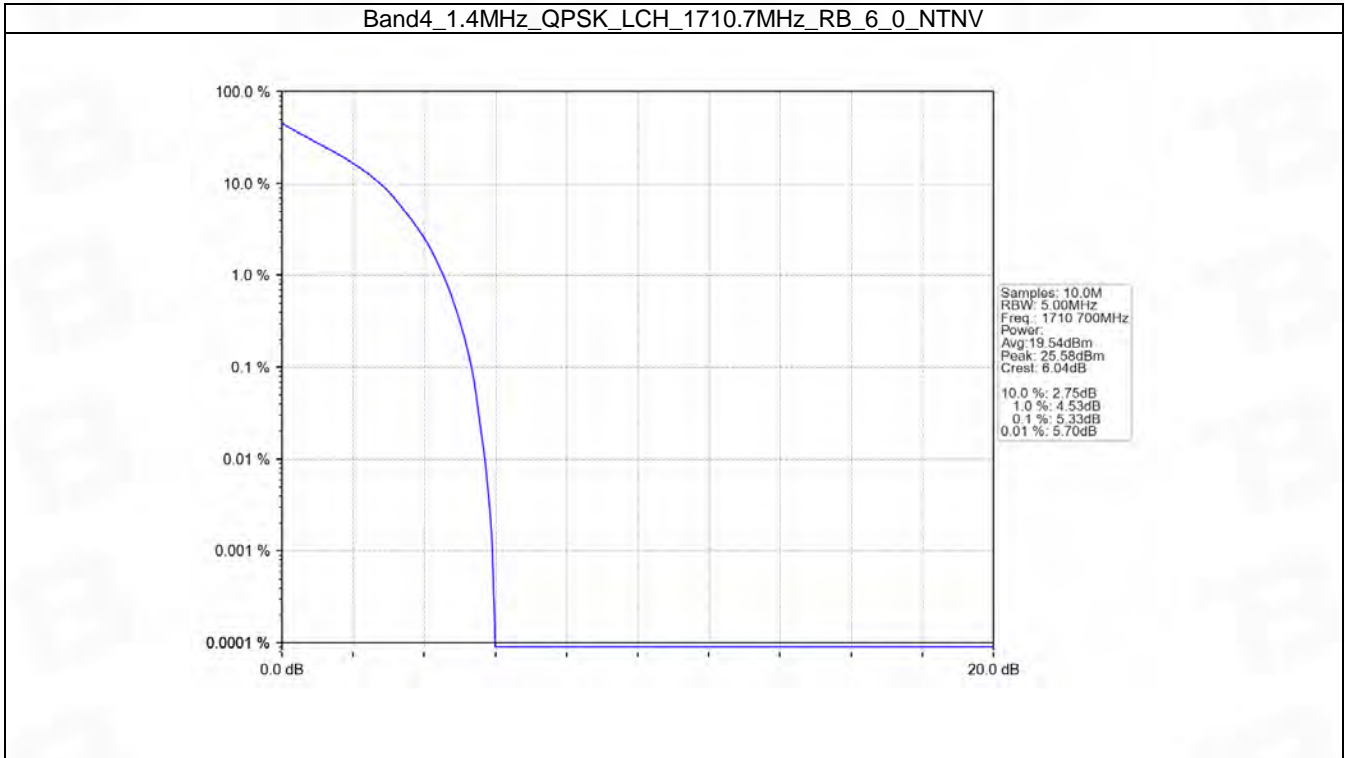
5. Peak-Average Ratio

5.1 B4_1.4MHz

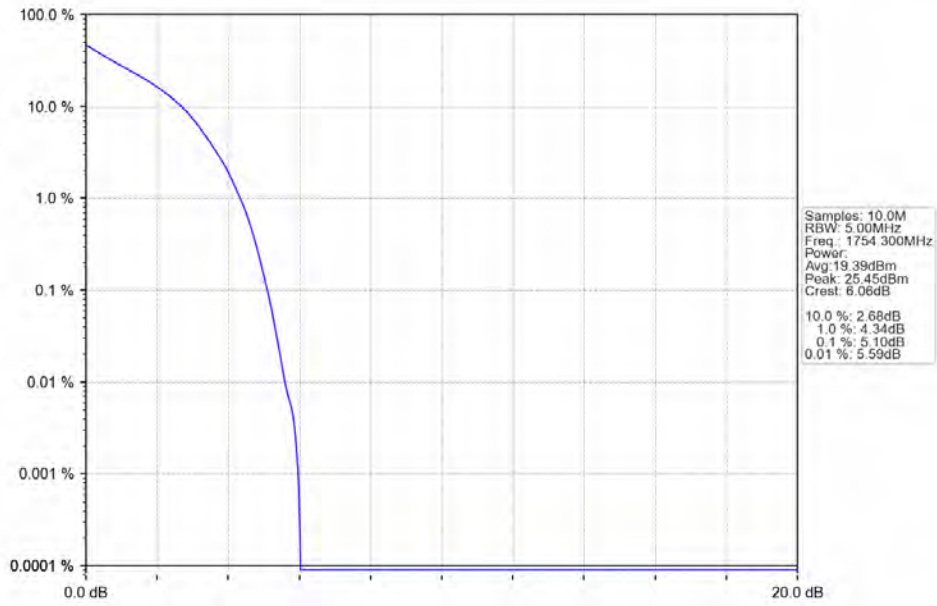
5.1.1 Test Result

Band: 4 / Bandwidth: 1.4MHz / NTV						
Modulation	Frequency (MHz)	RB Allocation		Peak-Average Ratio (dB)		Verdict
		Size	Offset	Result	Limit	
QPSK	1710.7	6	0	5.33	<=13	Pass
	1732.5	6	0	5.20	<=13	Pass
	1754.3	6	0	5.10	<=13	Pass
16QAM	1710.7	6	0	6.13	<=13	Pass
	1732.5	6	0	6.06	<=13	Pass
	1754.3	6	0	5.89	<=13	Pass

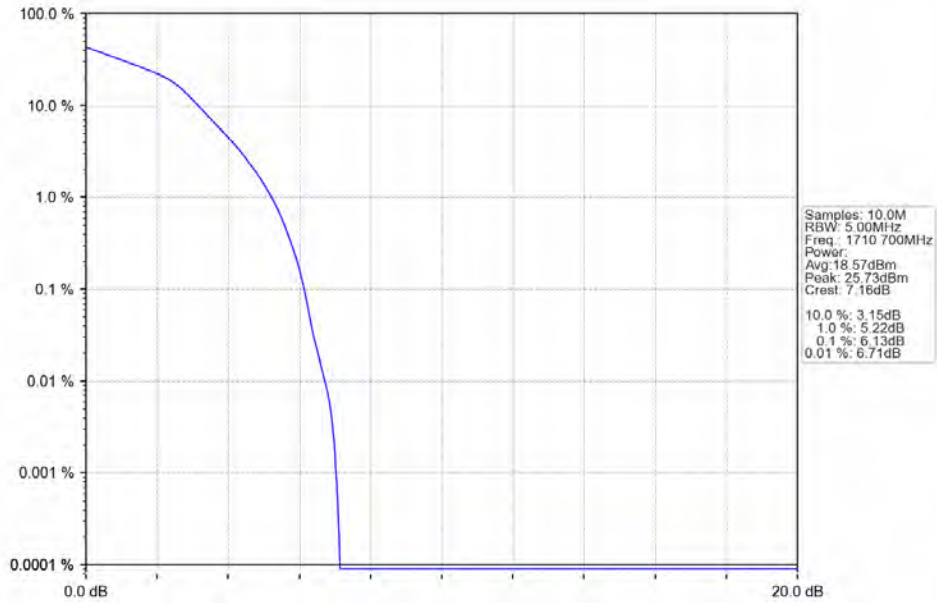
5.1.2 Test Graph



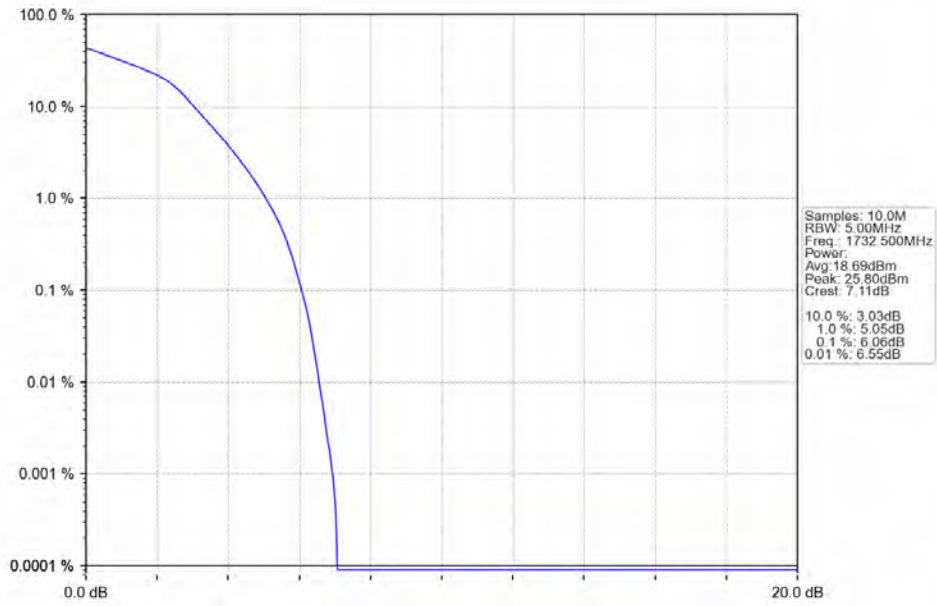
Band4_1.4MHz_QPSK_HCH_1754.3MHz_RB_6_0_NTNV



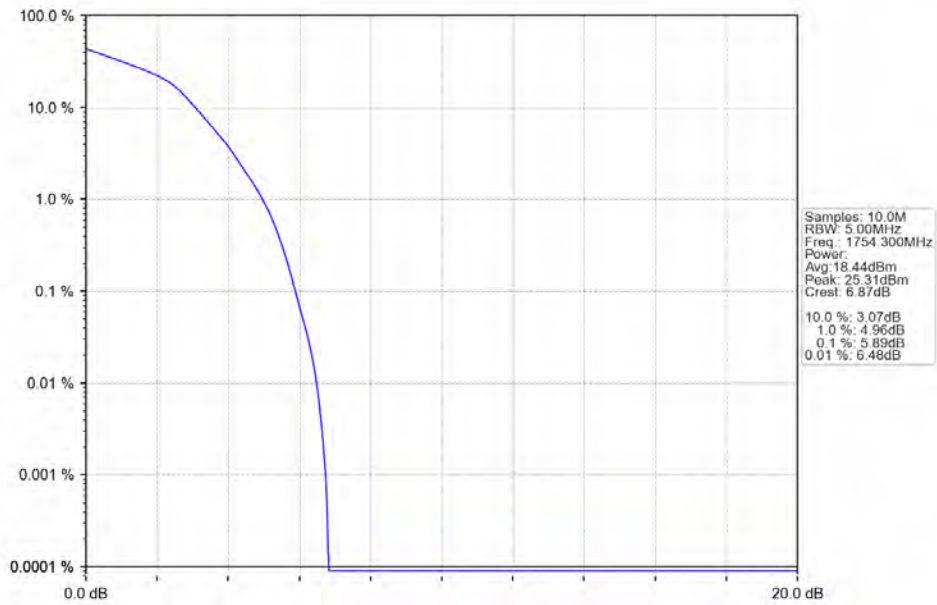
Band4_1.4MHz_16QAM_LCH_1710.7MHz_RB_6_0_NTNV



Band4_1.4MHz_16QAM_MCH_1732.5MHz_RB_6_0_NTNV



Band4_1.4MHz_16QAM_HCH_1754.3MHz_RB_6_0_NTNV

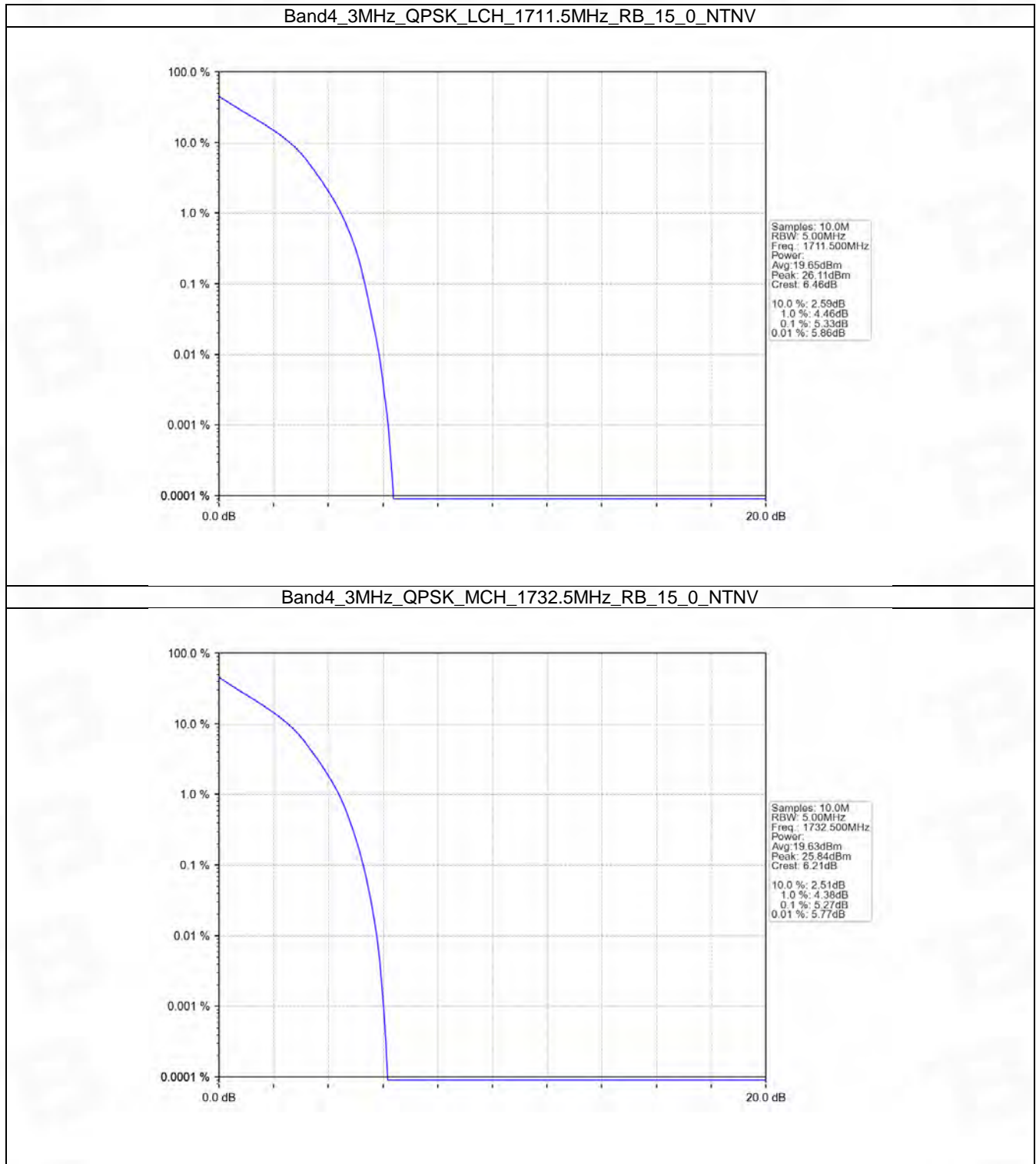


5.2 B4_3MHz

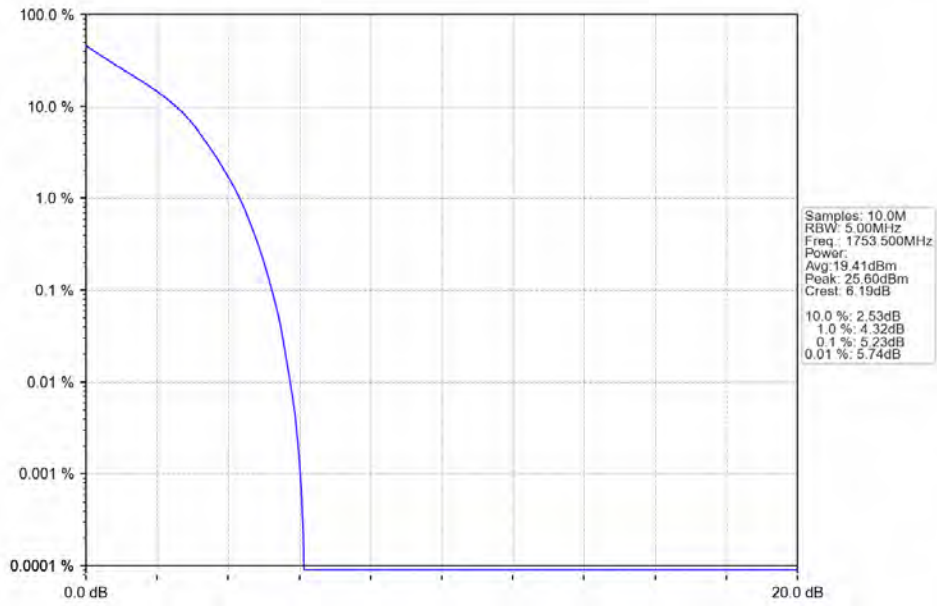
5.2.1 Test Result

Band: 4 / Bandwidth: 3MHz / NTNV						
Modulation	Frequency (MHz)	RB Allocation		Peak-Average Ratio (dB)		Verdict
		Size	Offset	Result	Limit	
QPSK	1711.5	15	0	5.33	<=13	Pass
	1732.5	15	0	5.27	<=13	Pass
	1753.5	15	0	5.23	<=13	Pass
16QAM	1711.5	15	0	6.13	<=13	Pass
	1732.5	15	0	6.12	<=13	Pass
	1753.5	15	0	6.05	<=13	Pass

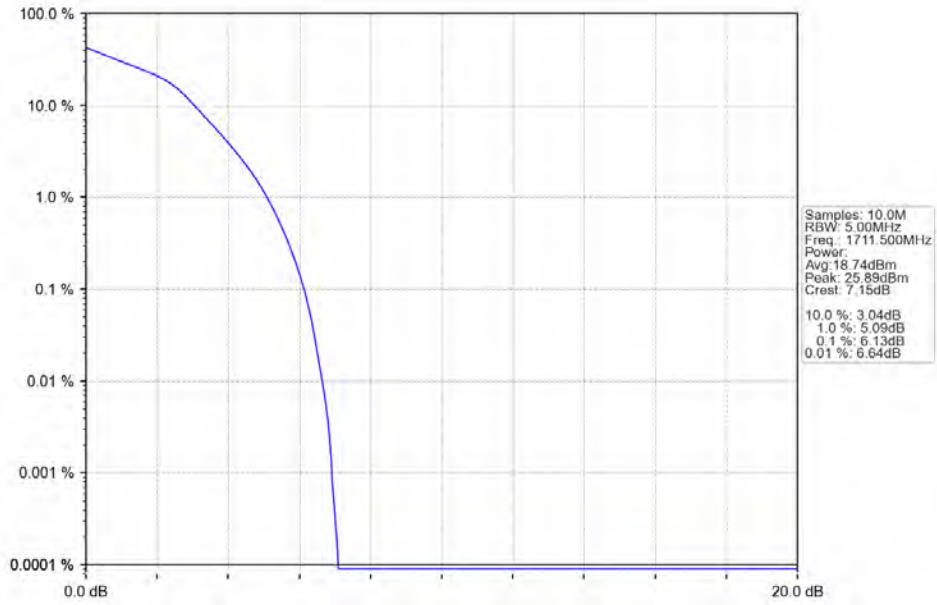
5.2.2 Test Graph



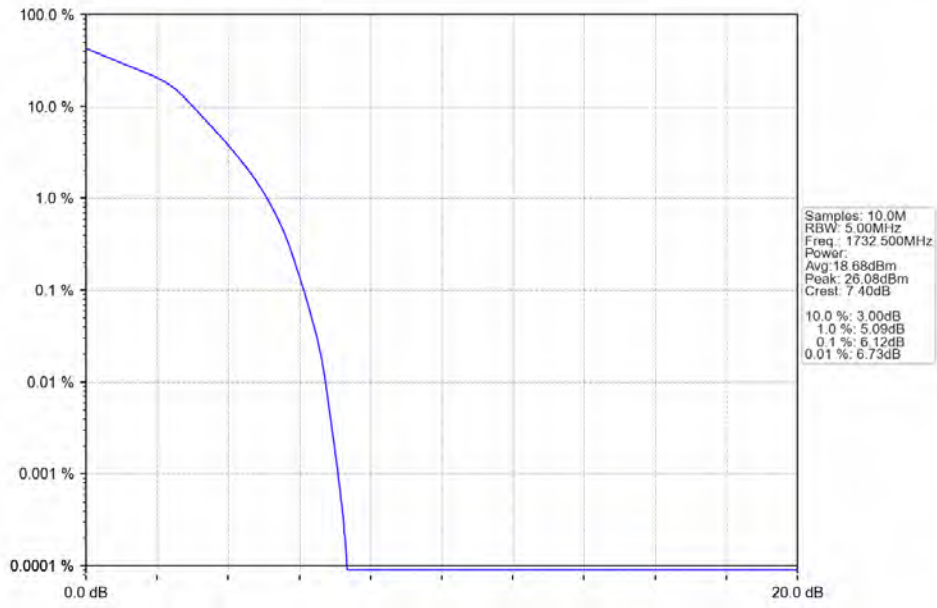
Band4_3MHz_QPSK_HCH_1753.5MHz_RB_15_0_NTNV



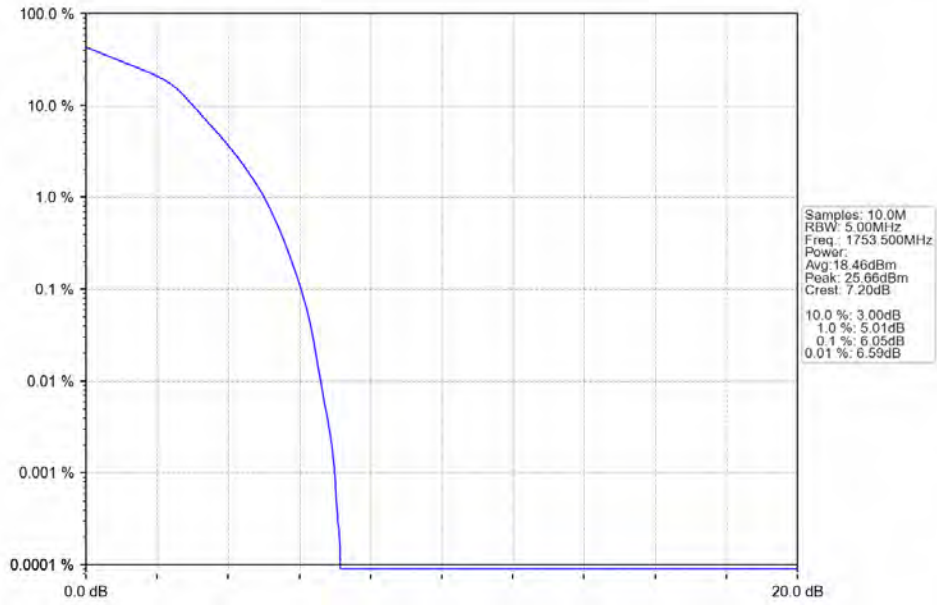
Band4_3MHz_16QAM_LCH_1711.5MHz_RB_15_0_NTNV



Band4_3MHz_16QAM_MCH_1732.5MHz_RB_15_0_NTNV



Band4_3MHz_16QAM_HCH_1753.5MHz_RB_15_0_NTNV

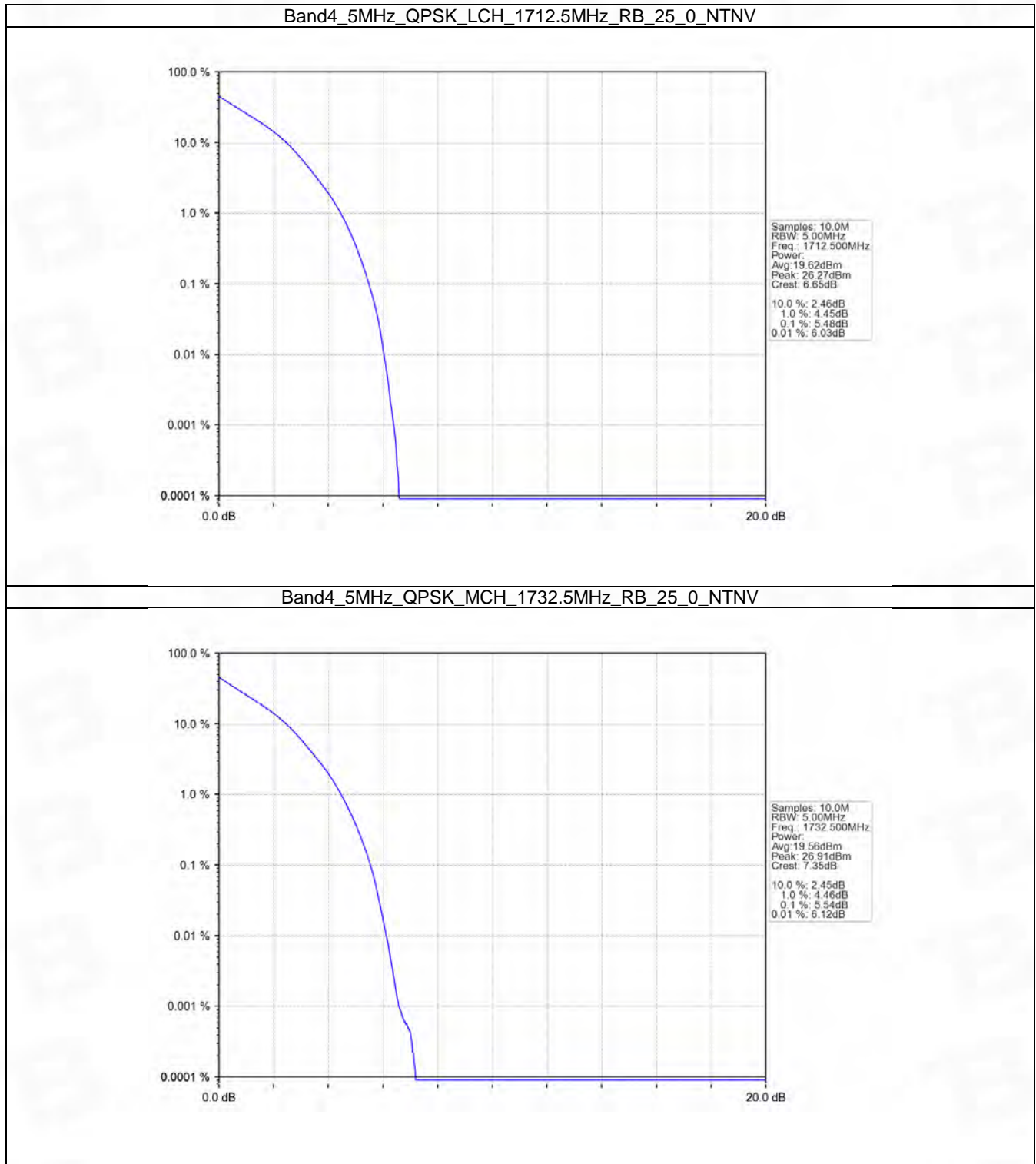


5.3 B4_5MHz

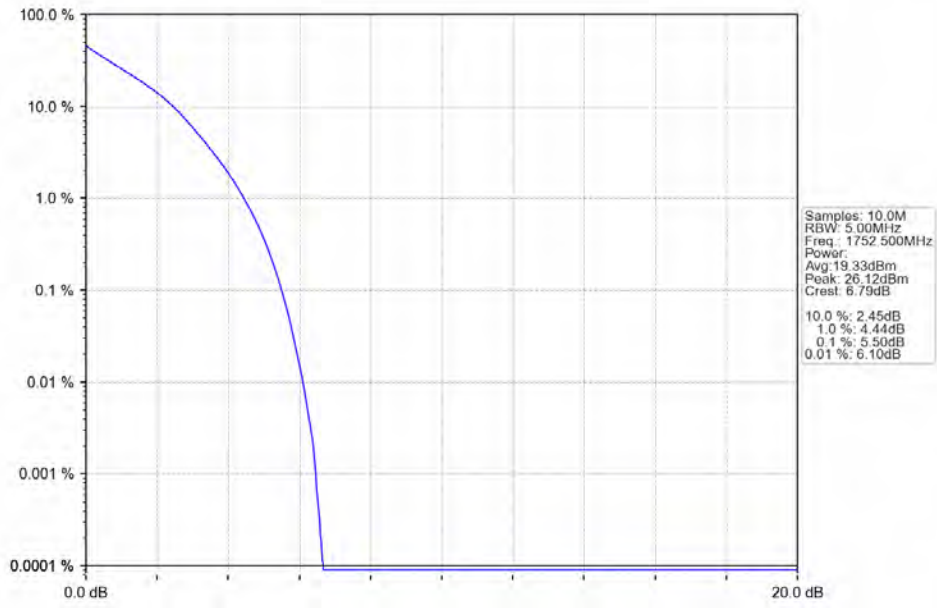
5.3.1 Test Result

Band: 4 / Bandwidth: 5MHz / NTNV						
Modulation	Frequency (MHz)	RB Allocation		Peak-Average Ratio (dB)		Verdict
		Size	Offset	Result	Limit	
QPSK	1712.5	25	0	5.48	<=13	Pass
	1732.5	25	0	5.54	<=13	Pass
	1752.5	25	0	5.50	<=13	Pass
16QAM	1712.5	25	0	6.21	<=13	Pass
	1732.5	25	0	6.24	<=13	Pass
	1752.5	25	0	6.19	<=13	Pass

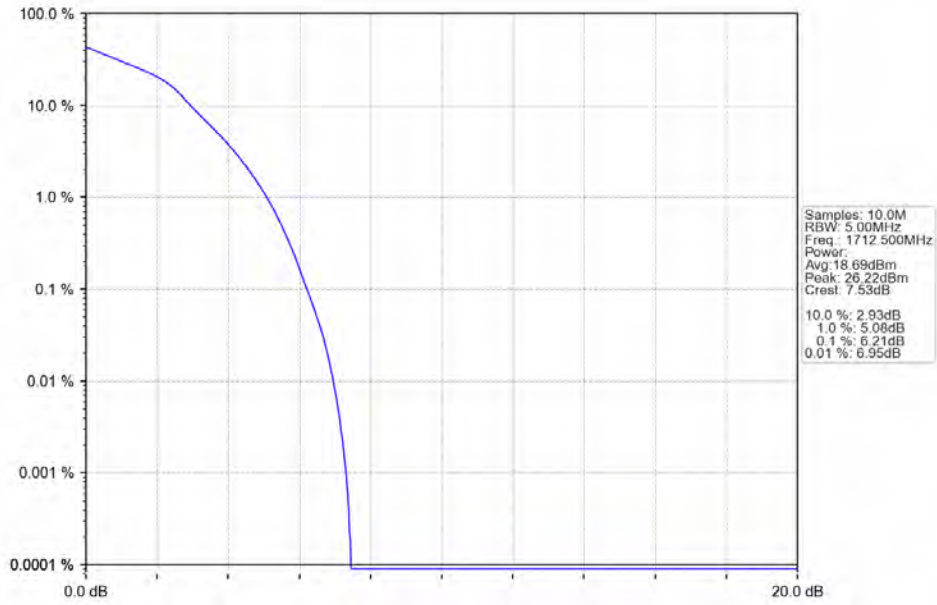
5.3.2 Test Graph



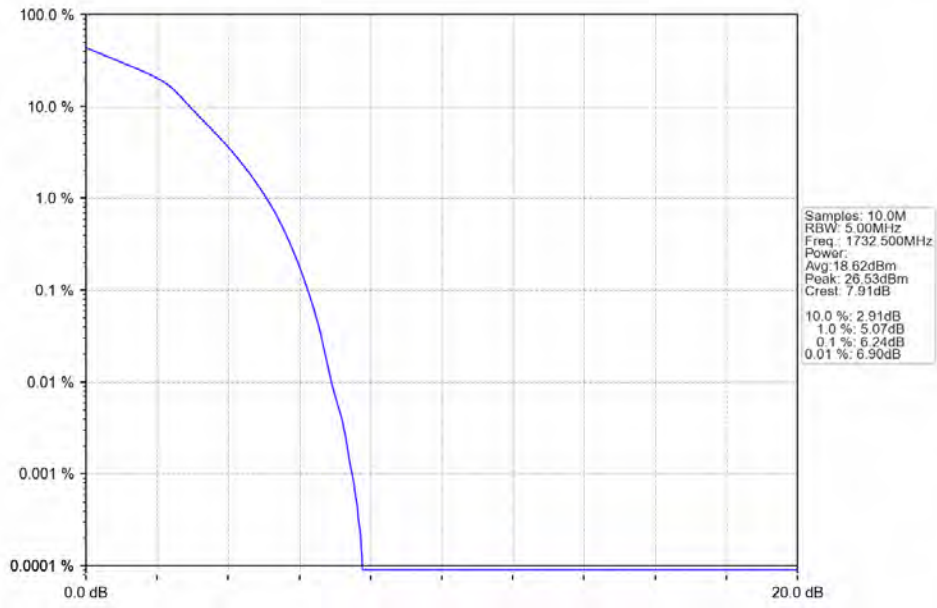
Band4_5MHz_QPSK_HCH_1752.5MHz_RB_25_0_NTNV



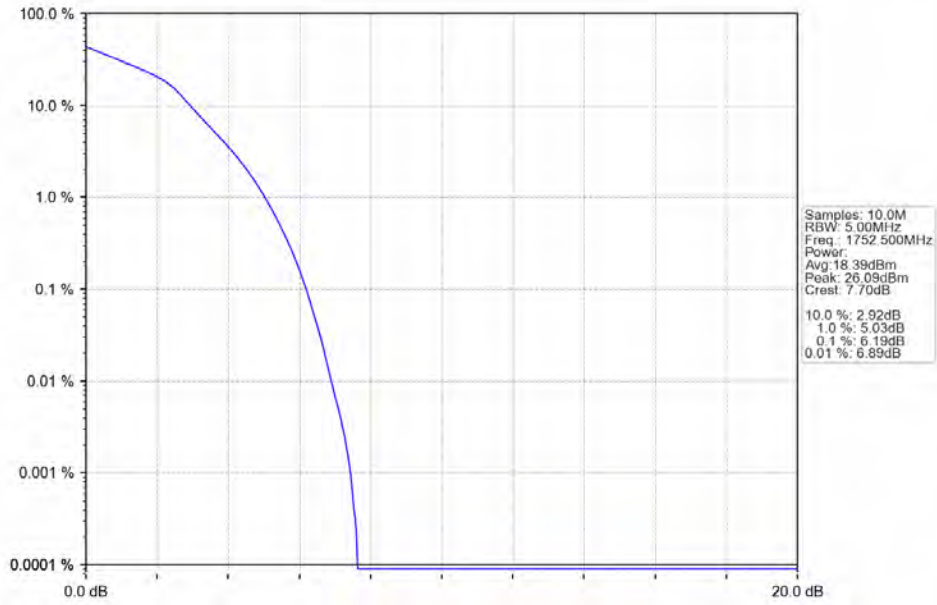
Band4_5MHz_16QAM_LCH_1712.5MHz_RB_25_0_NTNV



Band4_5MHz_16QAM_MCH_1732.5MHz_RB_25_0_NTNV



Band4_5MHz_16QAM_HCH_1752.5MHz_RB_25_0_NTNV

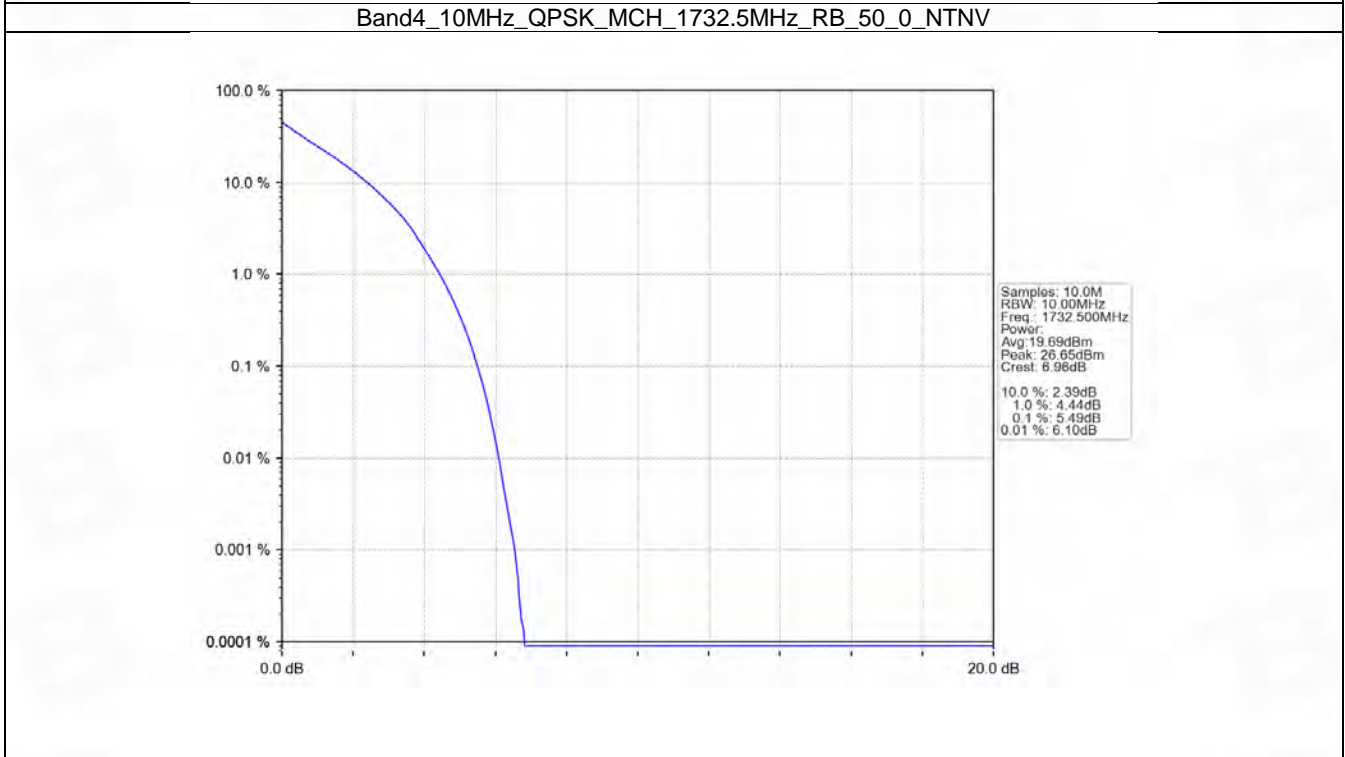
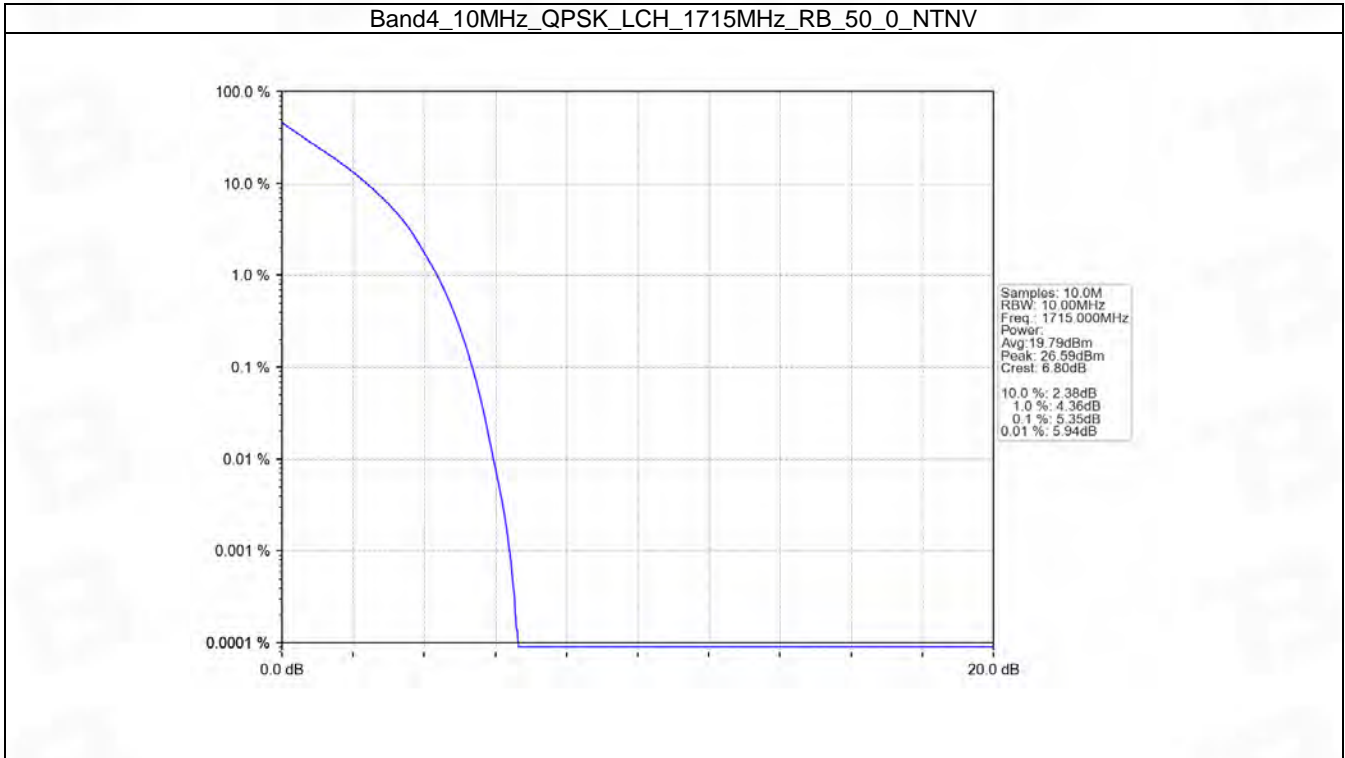


5.4 B4_10MHz

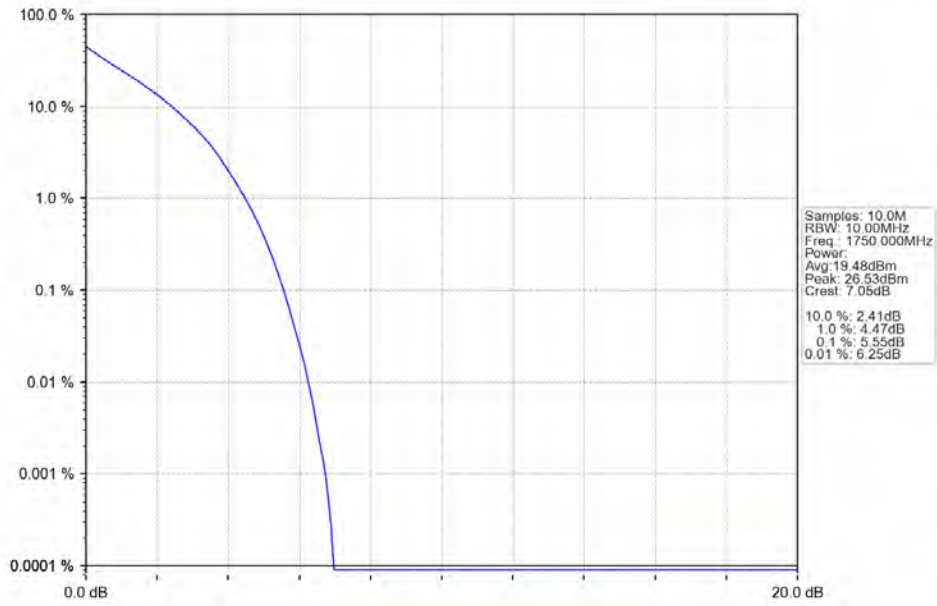
5.4.1 Test Result

Band: 4 / Bandwidth: 10MHz / NTVN						
Modulation	Frequency (MHz)	RB Allocation		Peak-Average Ratio (dB)		Verdict
		Size	Offset	Result	Limit	
QPSK	1715	50	0	5.35	<=13	Pass
	1732.5	50	0	5.49	<=13	Pass
	1750	50	0	5.55	<=13	Pass
16QAM	1715	50	0	6.11	<=13	Pass
	1732.5	50	0	6.27	<=13	Pass
	1750	50	0	6.30	<=13	Pass

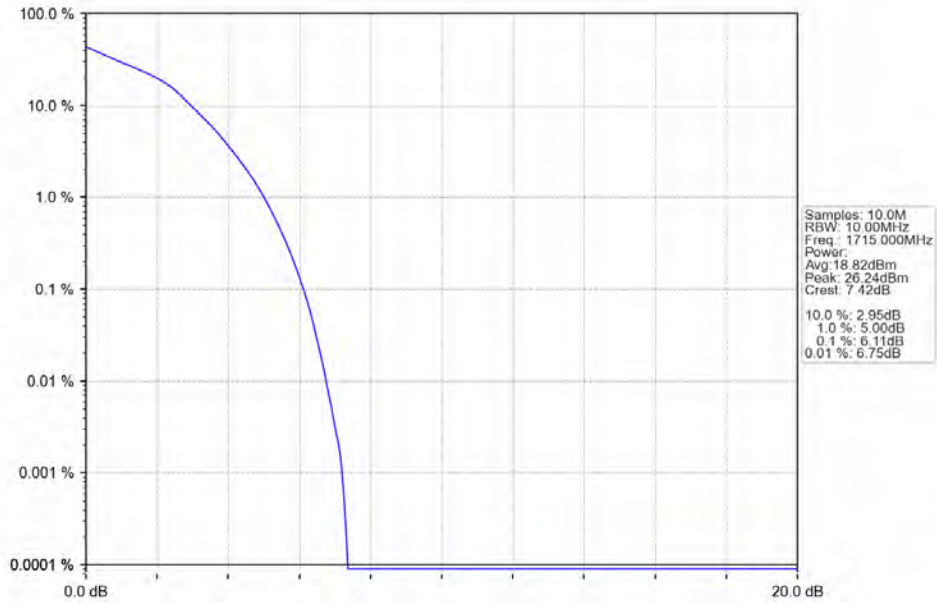
5.4.2 Test Graph



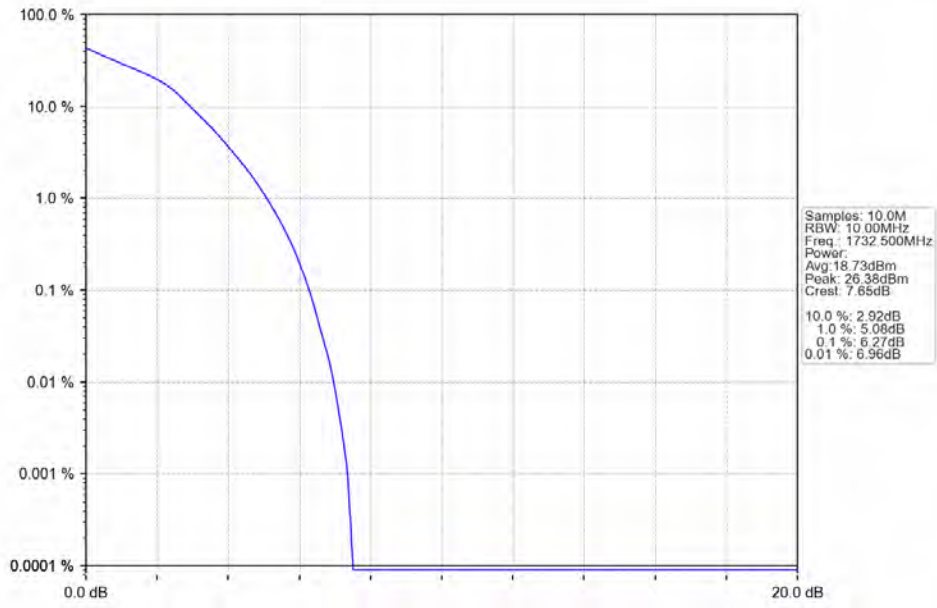
Band4_10MHz_QPSK_HCH_1750MHz_RB_50_0_NTNV



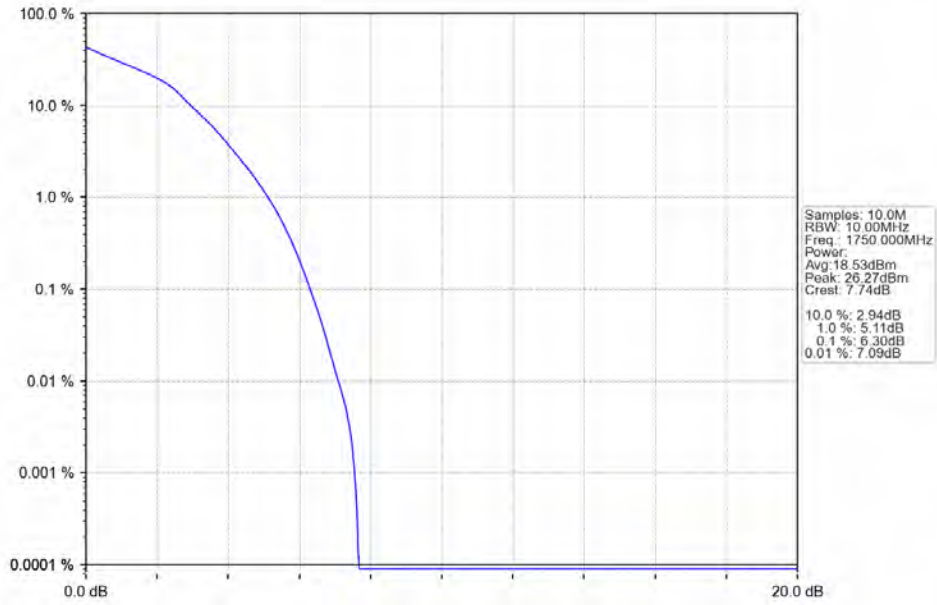
Band4_10MHz_16QAM_LCH_1715MHz_RB_50_0_NTNV



Band4_10MHz_16QAM_MCH_1732.5MHz_RB_50_0_NTNV



Band4_10MHz_16QAM_HCH_1750MHz_RB_50_0_NTNV

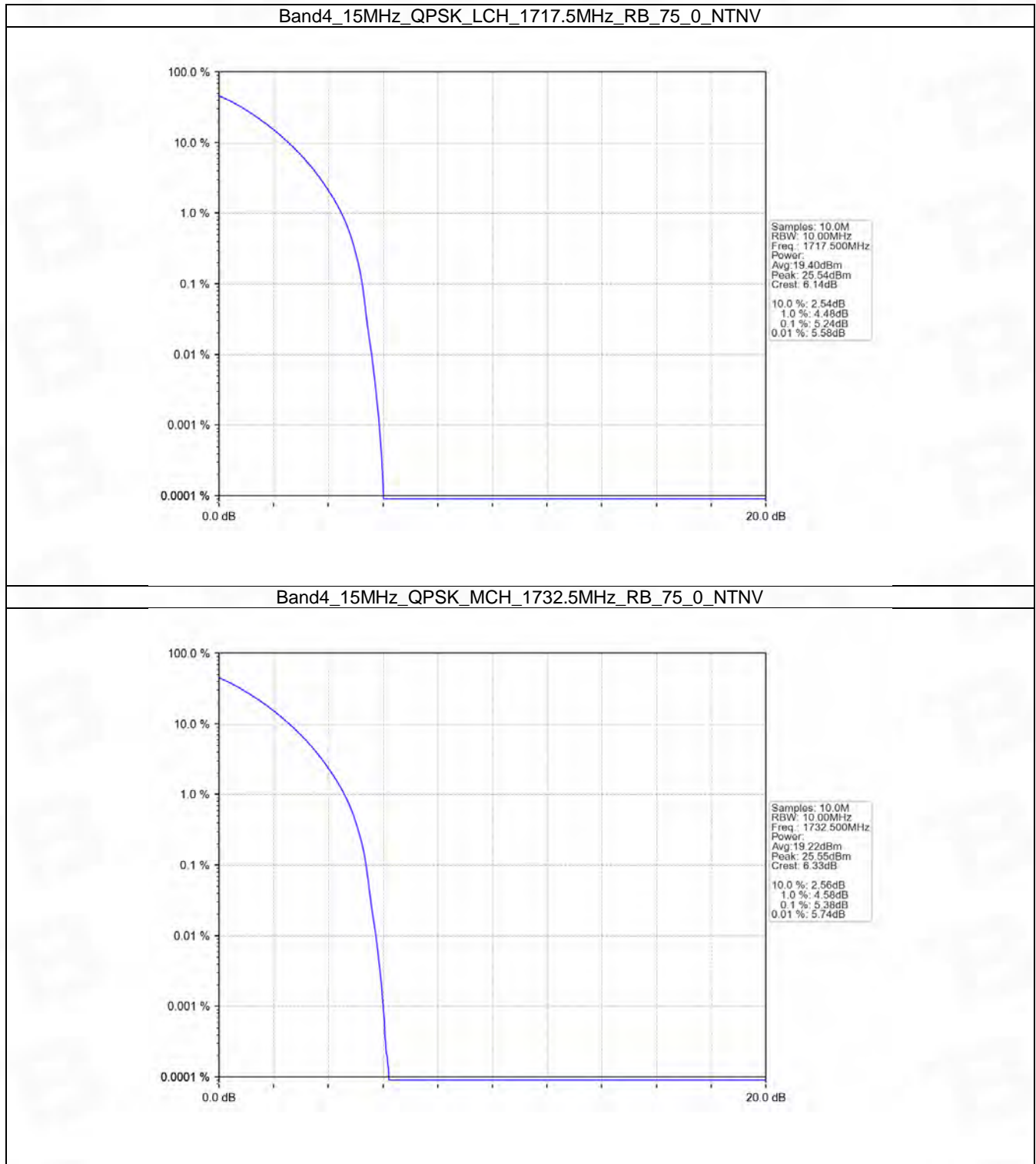


5.5 B4_15MHz

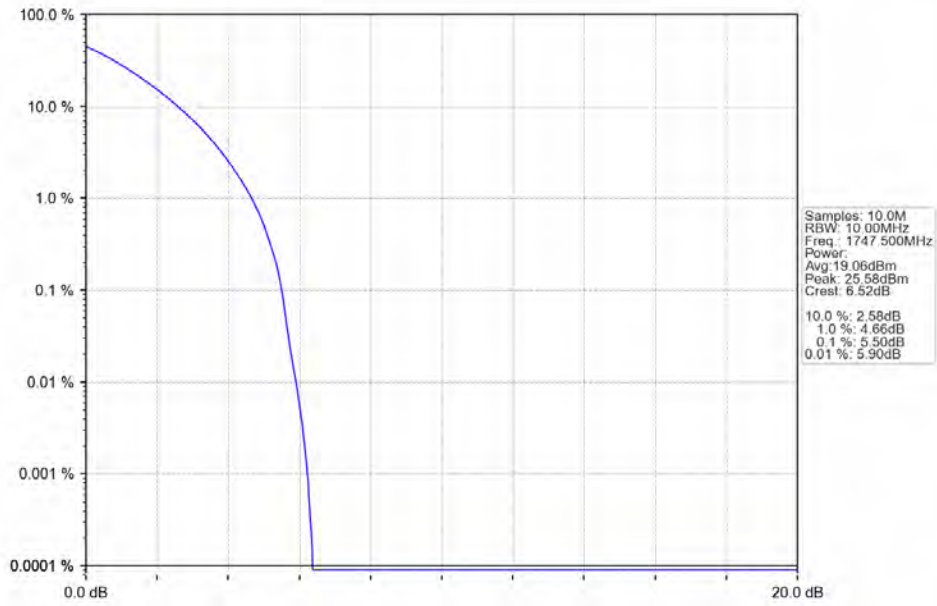
5.5.1 Test Result

Band: 4 / Bandwidth: 15MHz / NTVN						
Modulation	Frequency (MHz)	RB Allocation		Peak-Average Ratio (dB)		Verdict
		Size	Offset	Result	Limit	
QPSK	1717.5	75	0	5.24	<=13	Pass
	1732.5	75	0	5.38	<=13	Pass
	1747.5	75	0	5.50	<=13	Pass
16QAM	1717.5	75	0	6.15	<=13	Pass
	1732.5	75	0	6.16	<=13	Pass
	1747.5	75	0	6.25	<=13	Pass

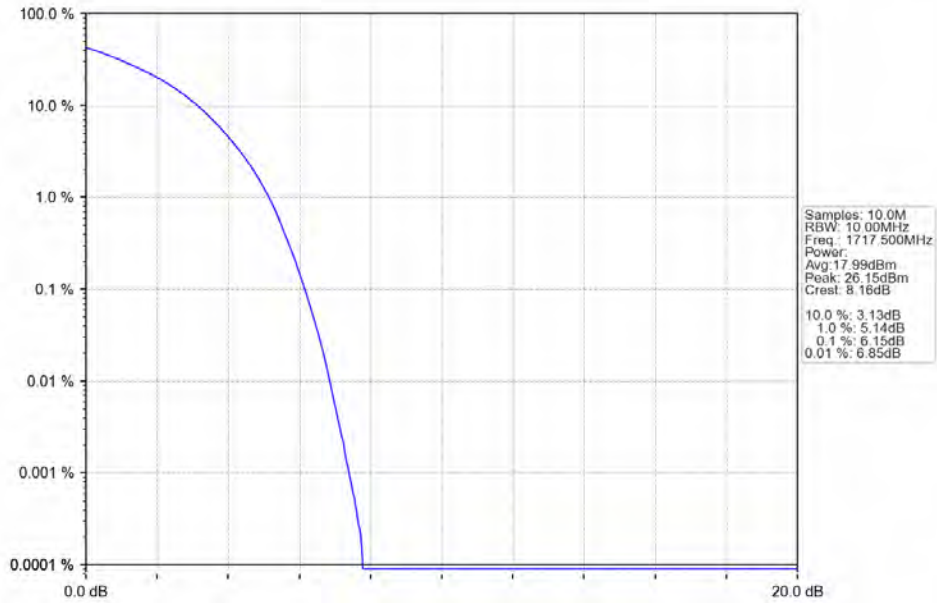
5.5.2 Test Graph



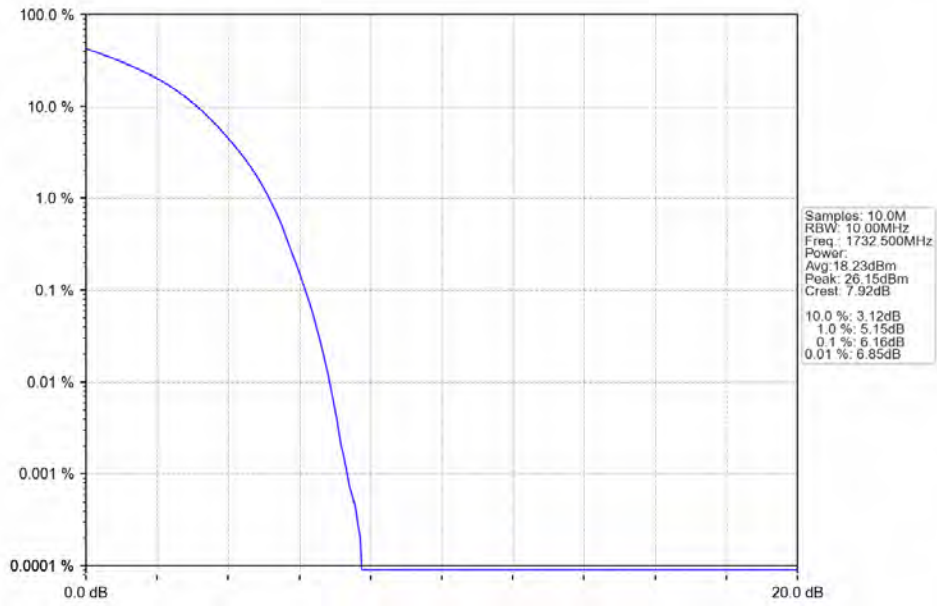
Band4_15MHz_QPSK_HCH_1747.5MHz_RB_75_0_NTNV



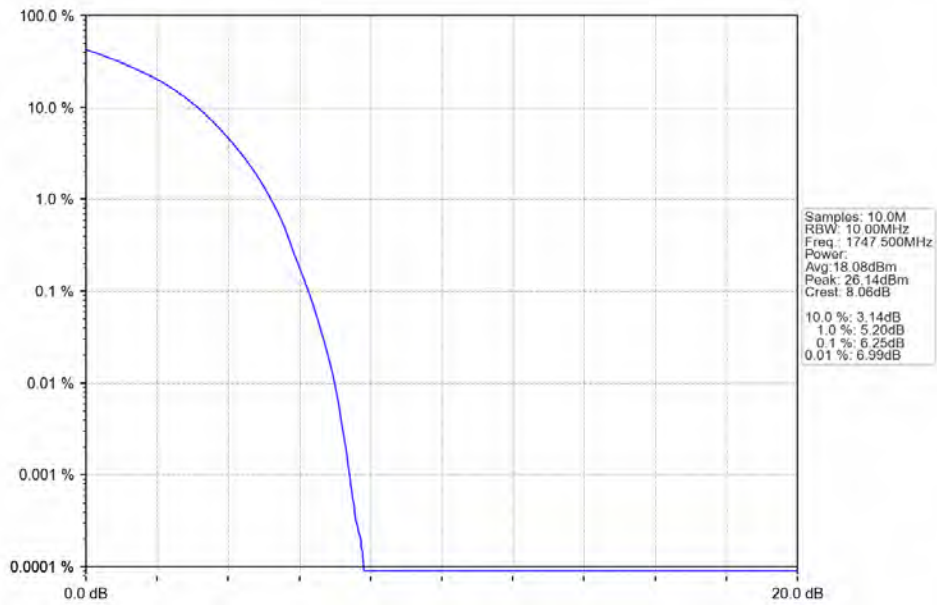
Band4_15MHz_16QAM_LCH_1717.5MHz_RB_75_0_NTNV



Band4_15MHz_16QAM_MCH_1732.5MHz_RB_75_0_NTNV



Band4_15MHz_16QAM_HCH_1747.5MHz_RB_75_0_NTNV

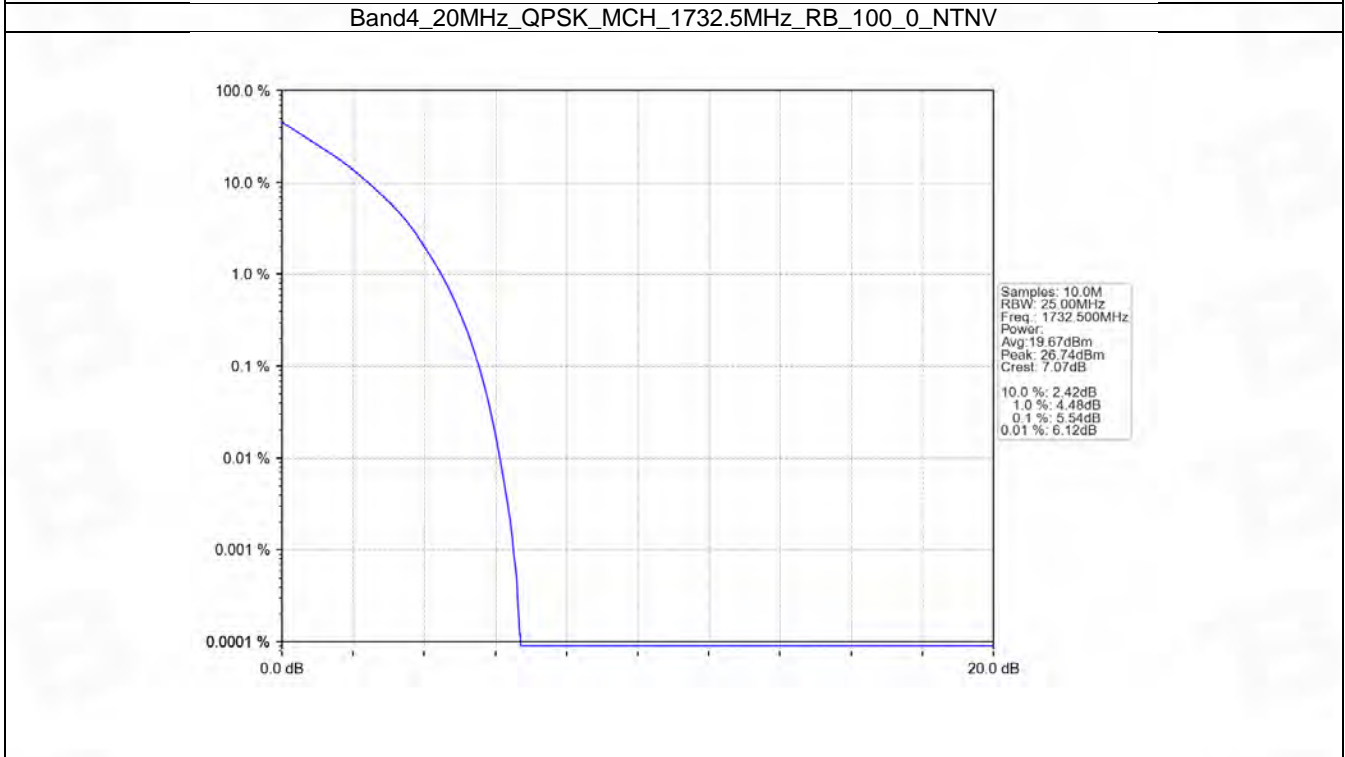
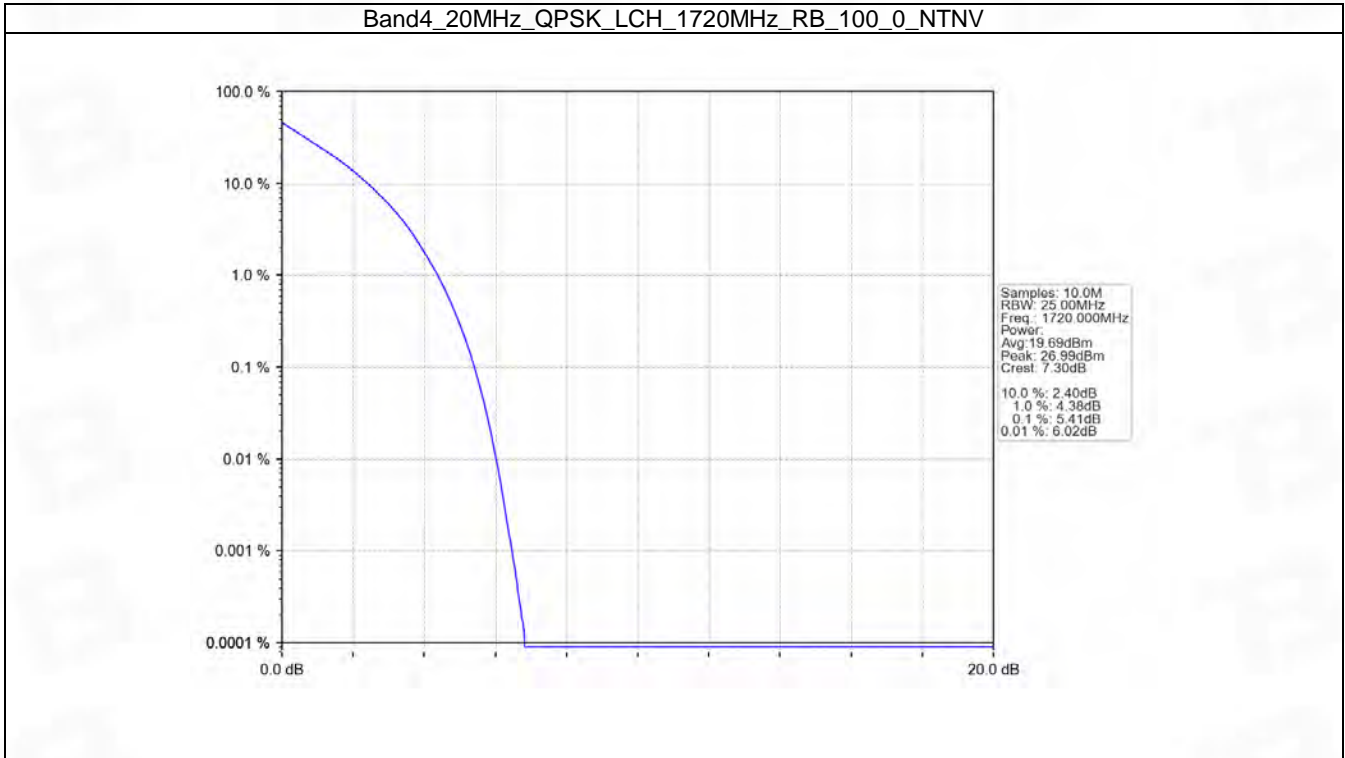


5.6 B4_20MHz

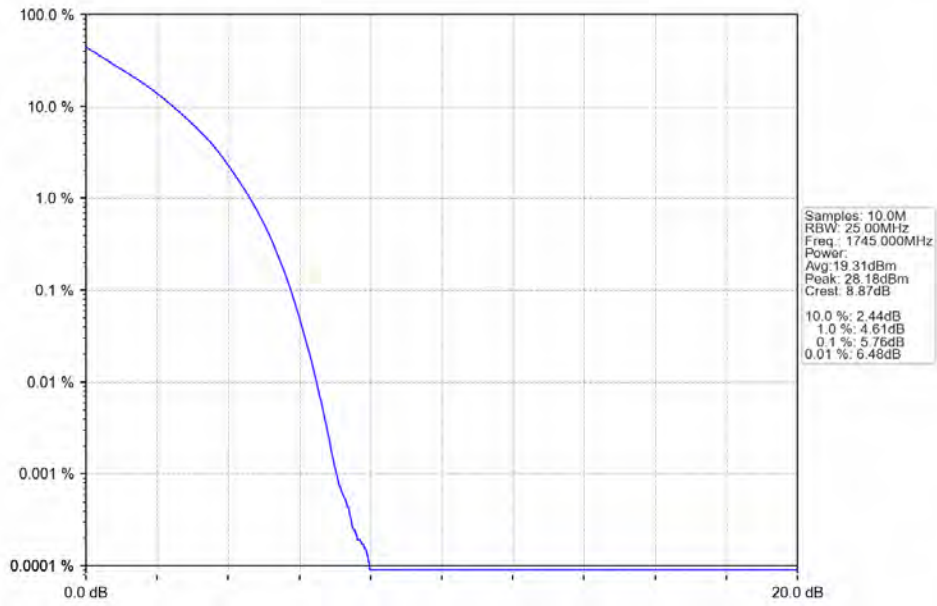
5.6.1 Test Result

Band: 4 / Bandwidth: 20MHz / NTVN						
Modulation	Frequency (MHz)	RB Allocation		Peak-Average Ratio (dB)		Verdict
		Size	Offset	Result	Limit	
QPSK	1720	100	0	5.41	<=13	Pass
	1732.5	100	0	5.54	<=13	Pass
	1745	100	0	5.76	<=13	Pass
16QAM	1720	100	0	6.25	<=13	Pass
	1732.5	100	0	6.30	<=13	Pass
	1745	100	0	6.55	<=13	Pass

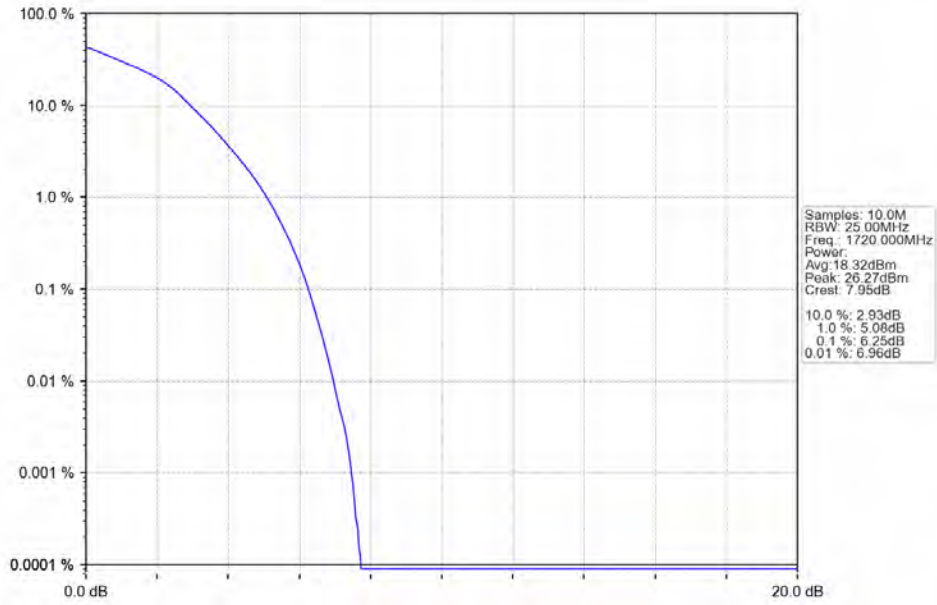
5.6.2 Test Graph



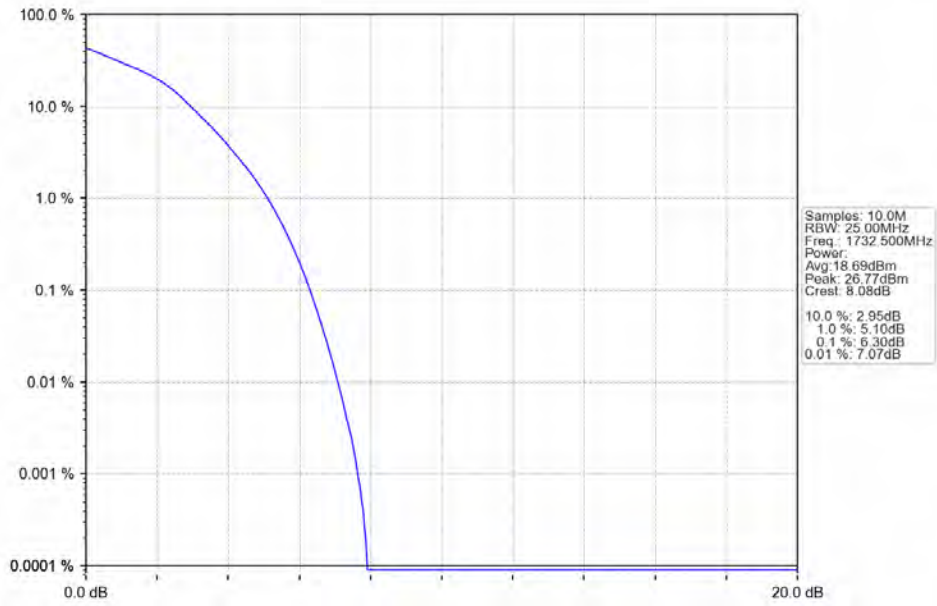
Band4_20MHz_QPSK_HCH_1745MHz_RB_100_0_NTNV



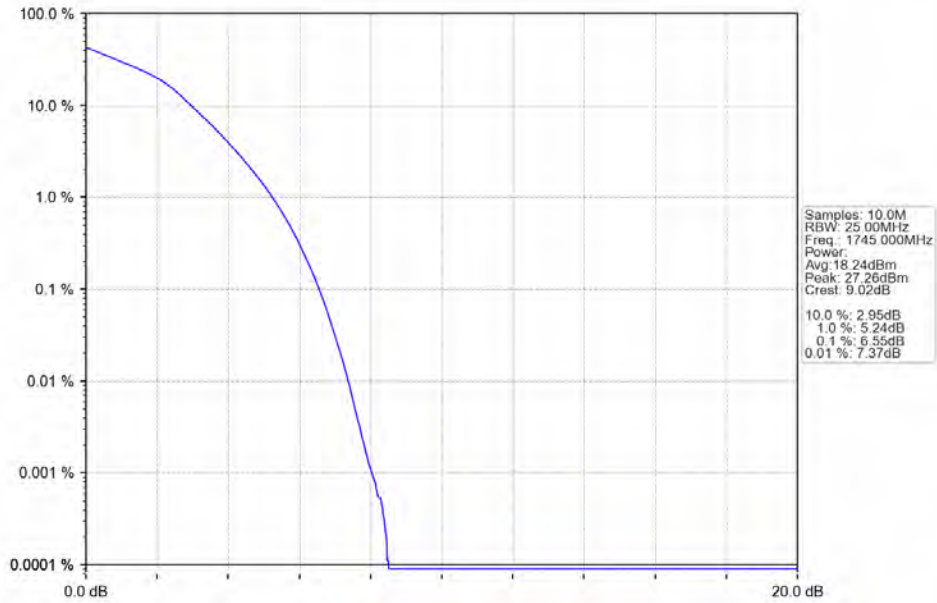
Band4_20MHz_16QAM_LCH_1720MHz_RB_100_0_NTNV



Band4_20MHz_16QAM_MCH_1732.5MHz_RB_100_0_NTNV



Band4_20MHz_16QAM_HCH_1745MHz_RB_100_0_NTNV



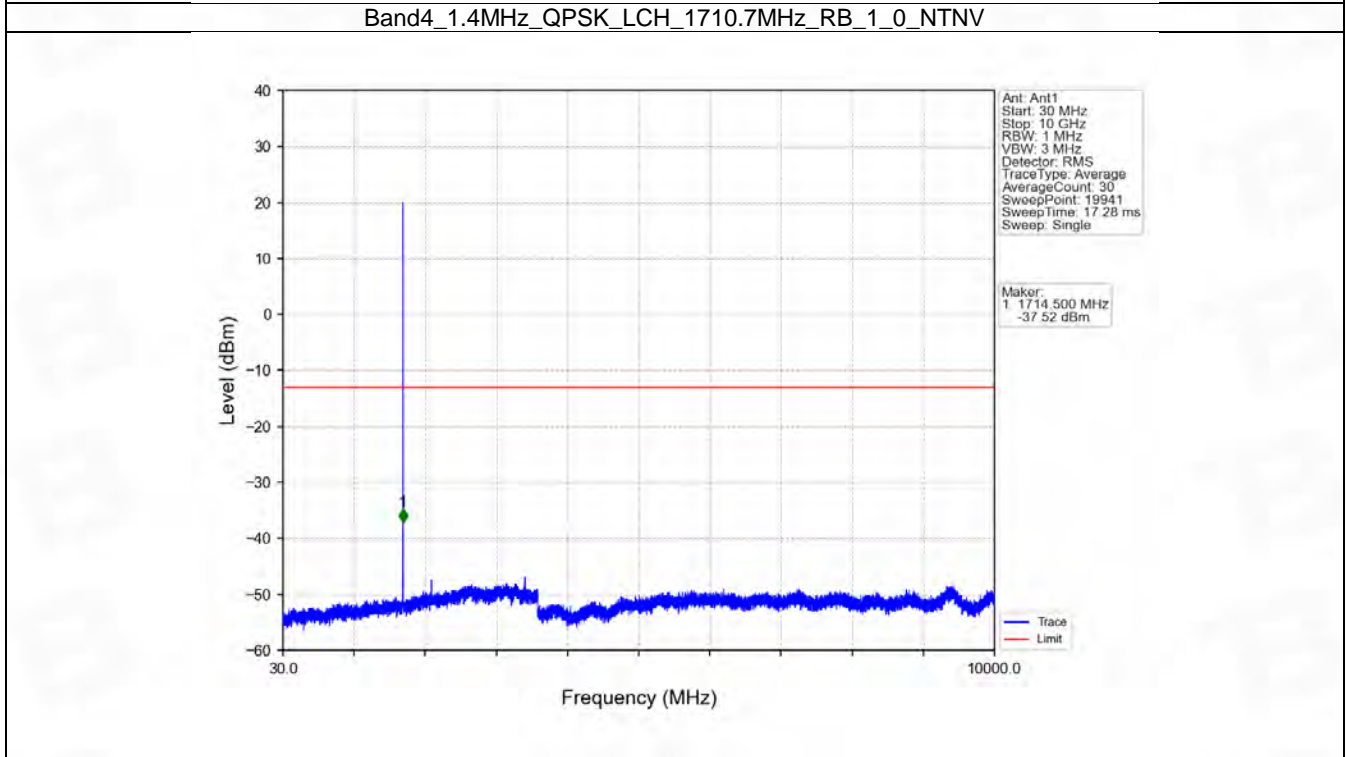
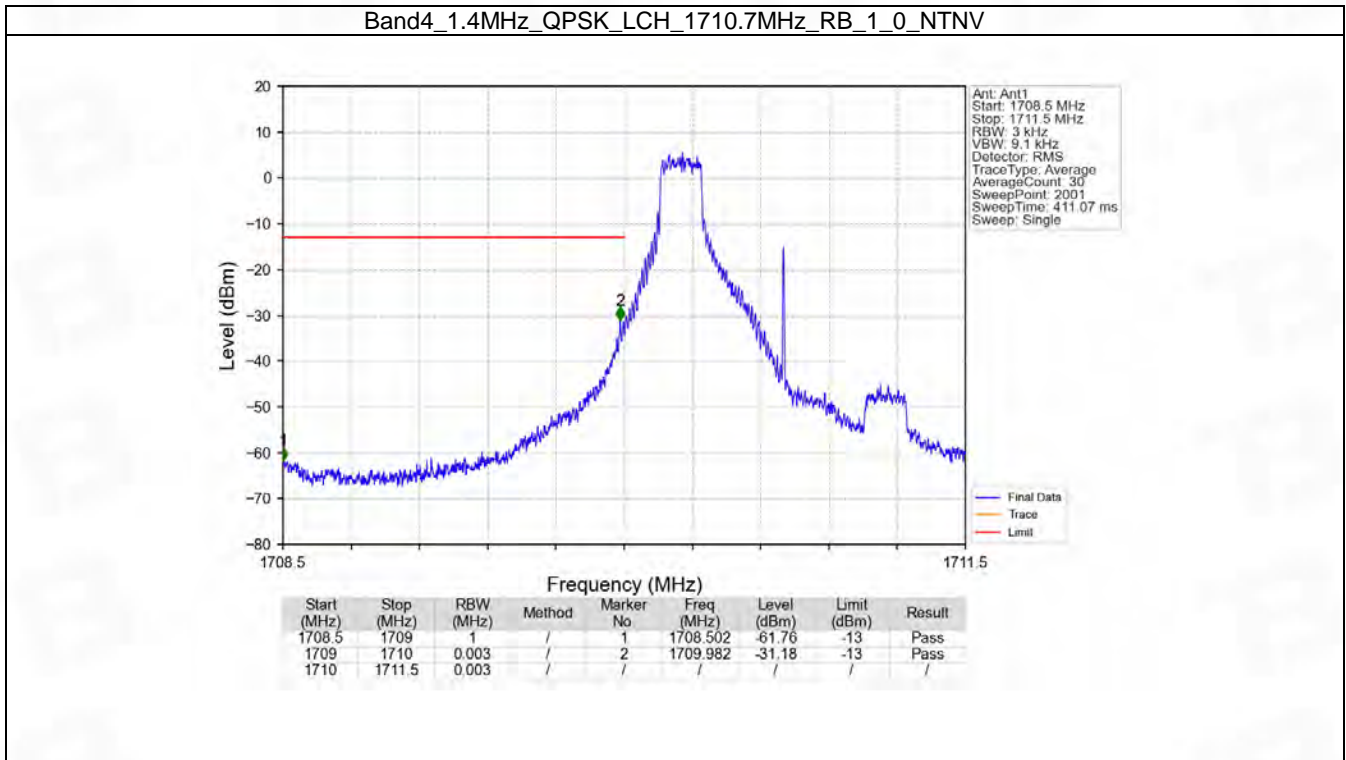
6. Spurious Emission

6.1 B4_1.4MHz

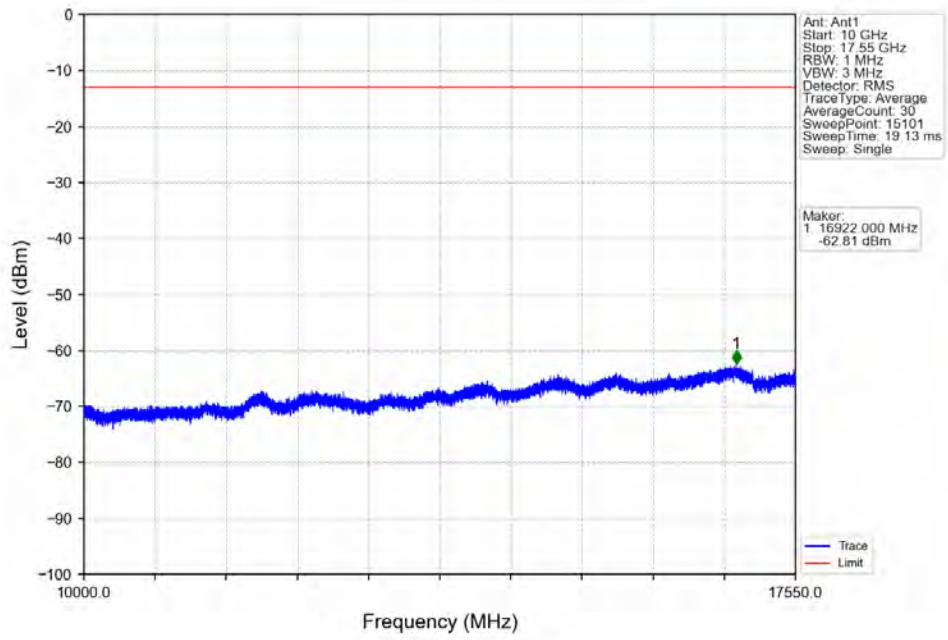
6.1.1 Test Result

Band: 4 / Bandwidth: 1.4MHz / NTV						
Modulation	Frequency (MHz)	RB Allocation		Spurious Emission		Verdict
		Size	Offset	Result	Limit	
QPSK	1710.7	1	0	Refer To Test Graph		Pass
		6	0	Refer To Test Graph		Pass
	1732.5	1	0	Refer To Test Graph		Pass
		1754.3	1	0	Refer To Test Graph	
				5	Refer To Test Graph	
			6	0	Refer To Test Graph	
16QAM	1710.7	1	0	Refer To Test Graph		Pass
		6	0	Refer To Test Graph		Pass
	1732.5	1	0	Refer To Test Graph		Pass
		1754.3	1	0	Refer To Test Graph	
				5	Refer To Test Graph	
			6	0	Refer To Test Graph	

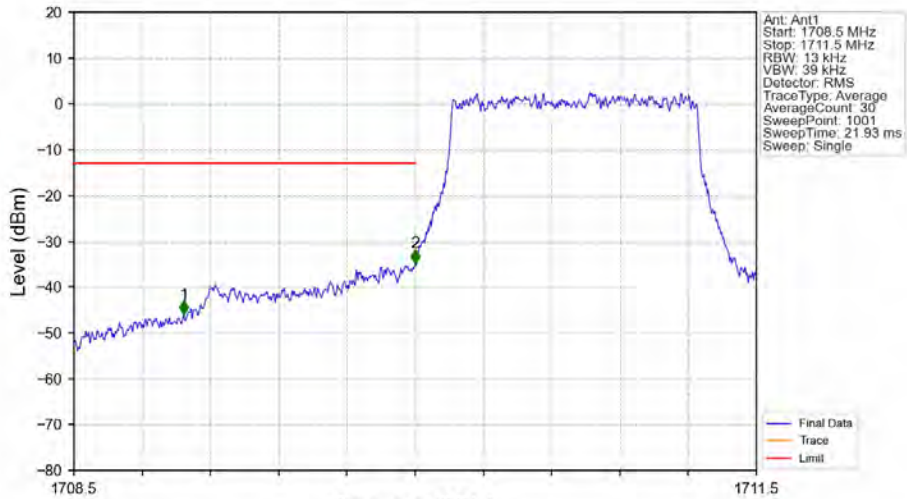
6.1.2 Test Graph



Band4_1.4MHz_QPSK_LCH_1710.7MHz_RB_1_0_NTNV

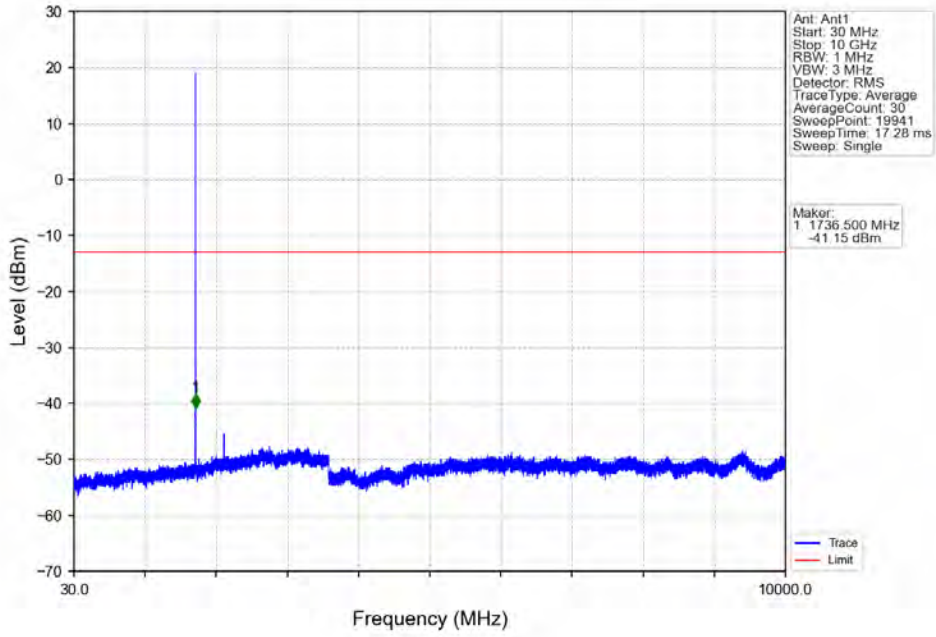


Band4_1.4MHz_QPSK_LCH_1710.7MHz_RB_6_0_NTNV

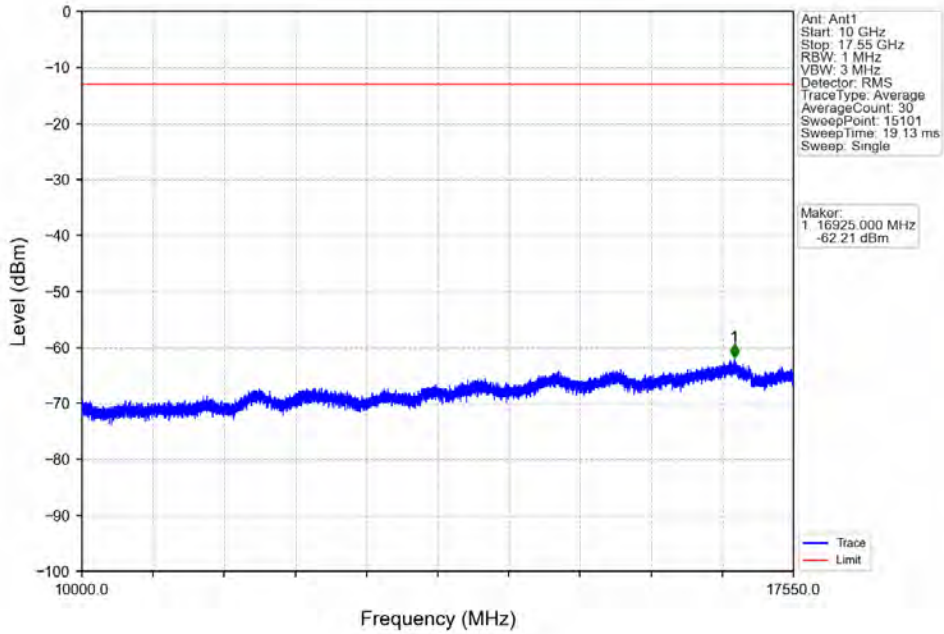


Start (MHz)	Stop (MHz)	RBW (MHz)	Method	Marker No	Freq (MHz)	Level (dBm)	Limit (dBm)	Result
1708.5	1709	1	/	1	1708.983	-45.95	-13	Pass
1709	1710	0.013	/	2	1710.000	-34.77	-13	Pass
1710	1711.5	0.013	/	/	/	/	/	/

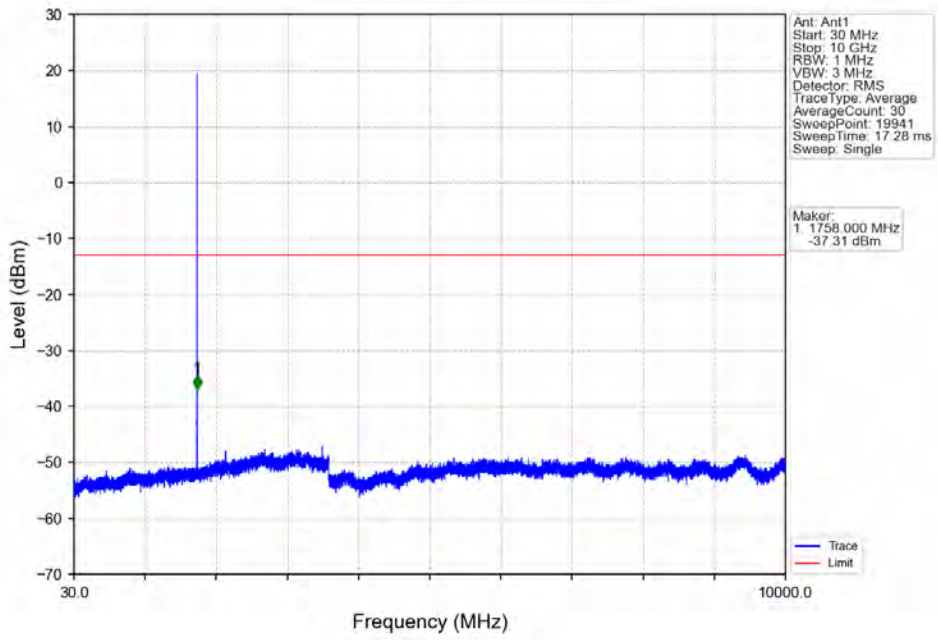
Band4_1.4MHz_QPSK_MCH_1732.5MHz_RB_1_0_NTNV



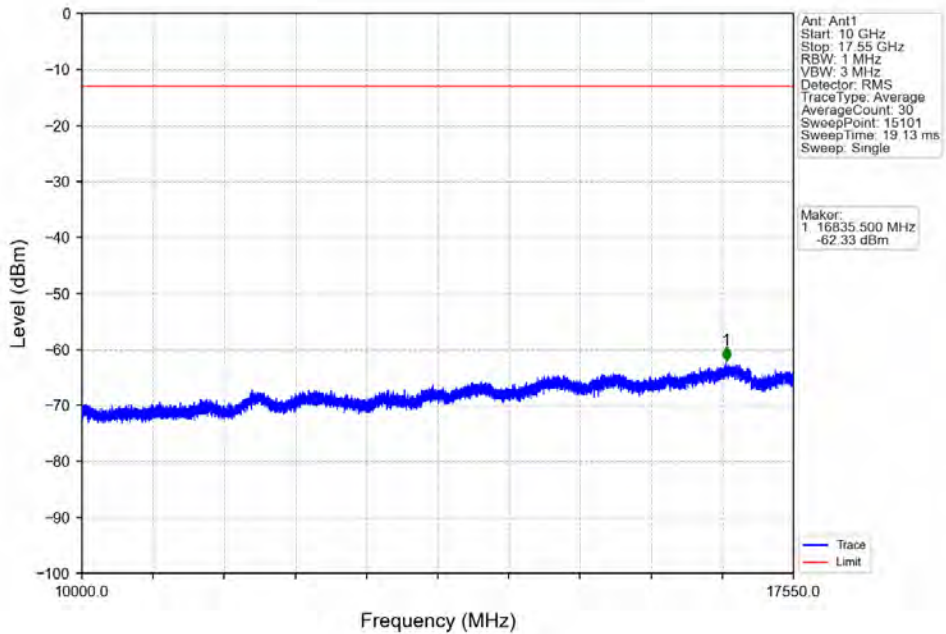
Band4_1.4MHz_QPSK_MCH_1732.5MHz_RB_1_0_NTNV



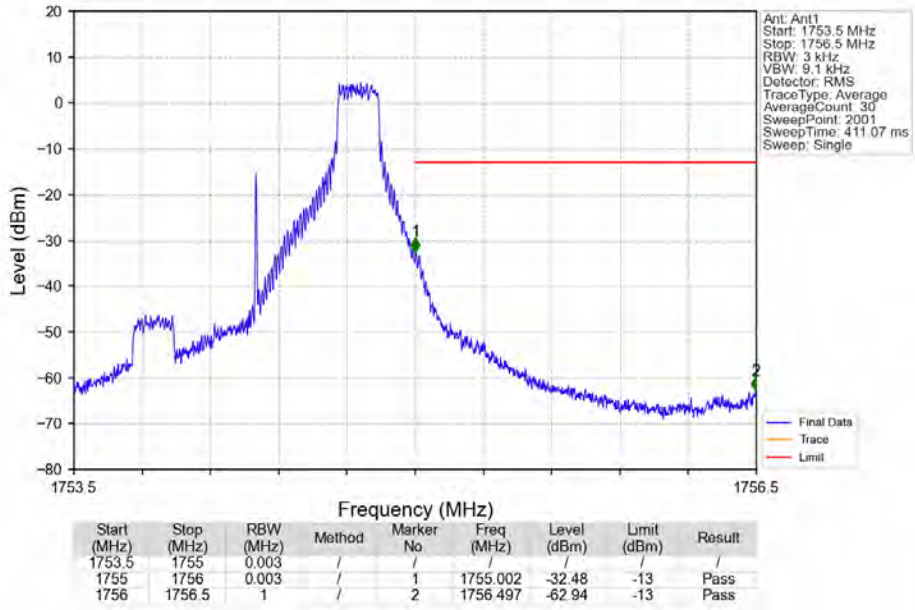
Band4_1.4MHz_QPSK_HCH_1754.3MHz_RB_1_0_NTNV



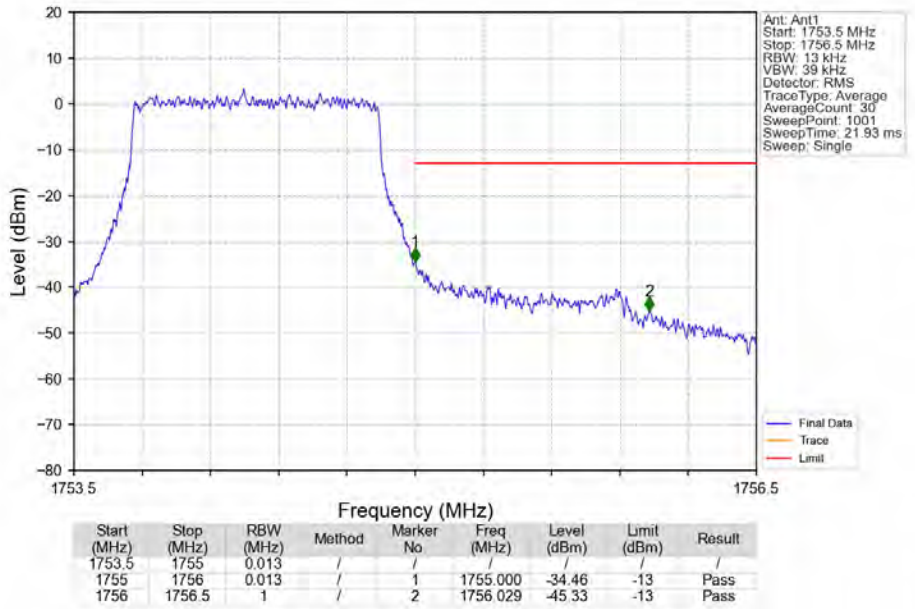
Band4_1.4MHz_QPSK_HCH_1754.3MHz_RB_1_0_NTNV



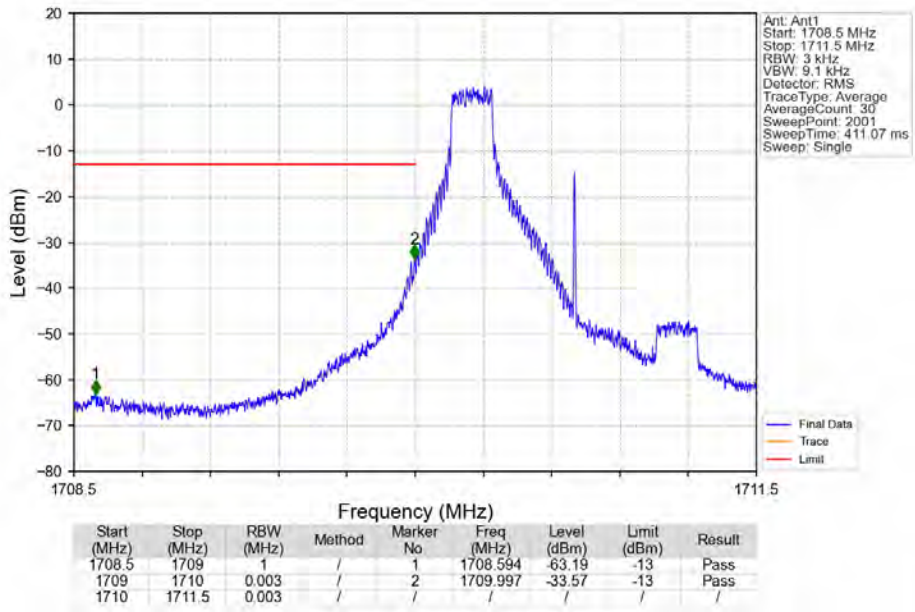
Band4_1.4MHz_QPSK_HCH_1754.3MHz_RB_1_5_NTNV



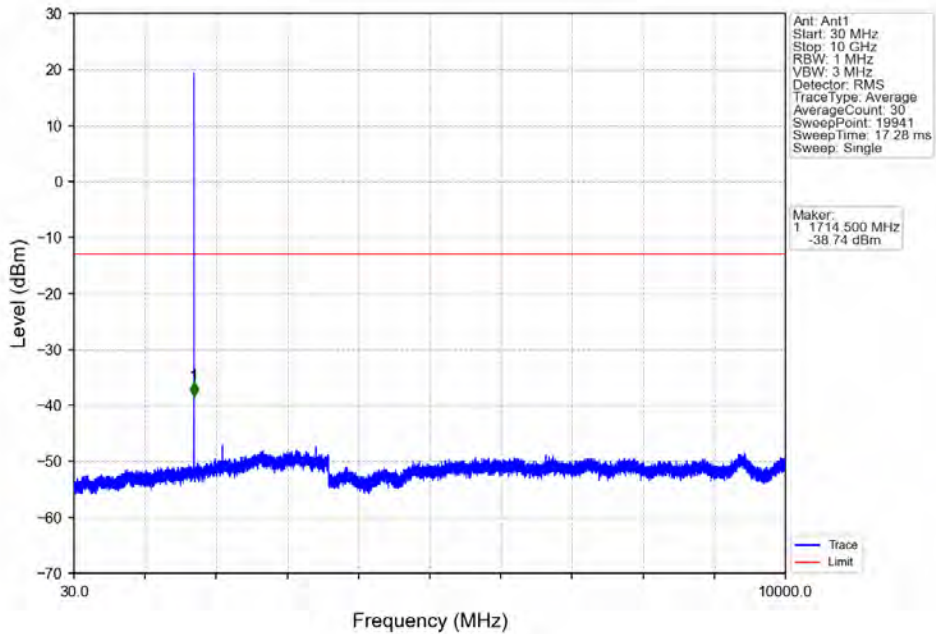
Band4_1.4MHz_QPSK_HCH_1754.3MHz_RB_6_0_NTNV



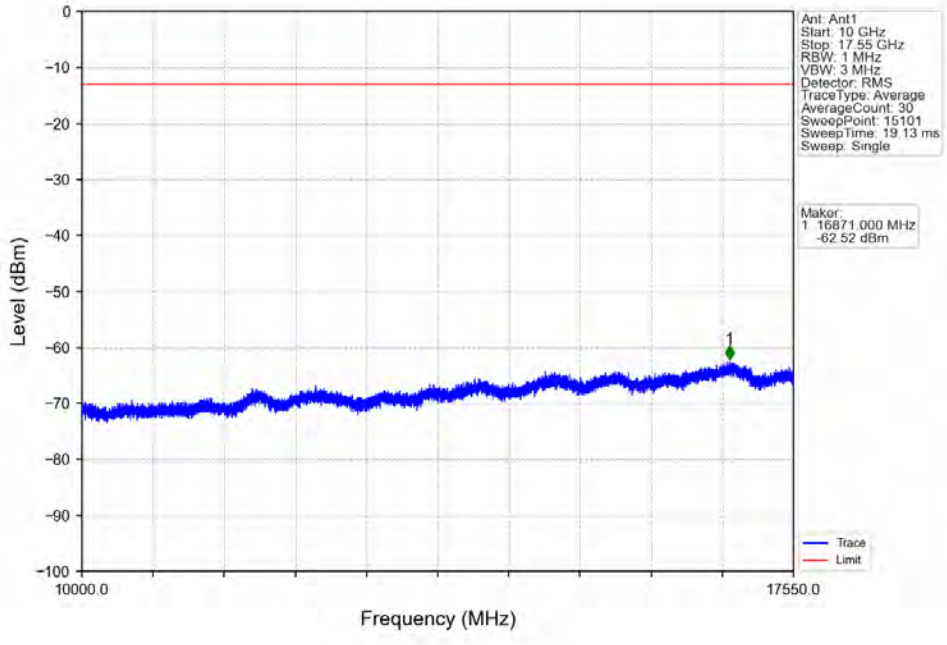
Band4_1.4MHz_16QAM_LCH_1710.7MHz_RB_1_0_NTNV



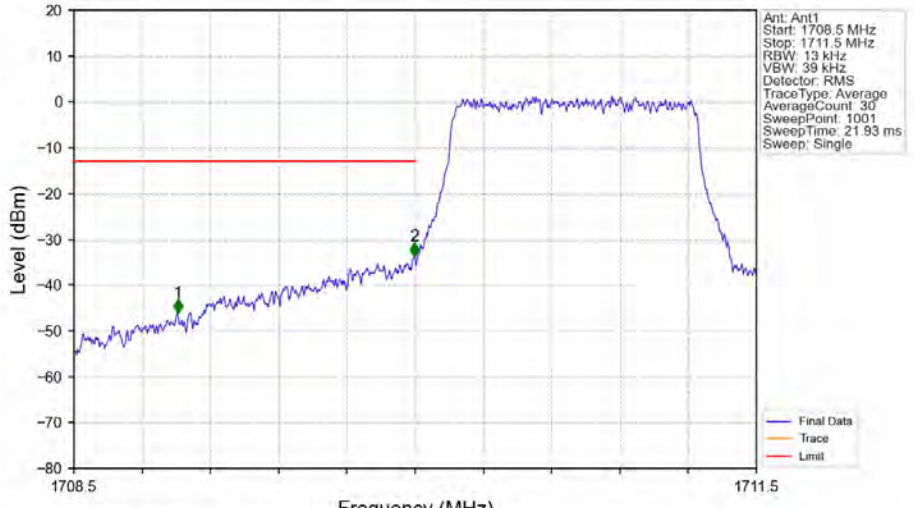
Band4_1.4MHz_16QAM_LCH_1710.7MHz_RB_1_0_NTNV



Band4_1.4MHz_16QAM_LCH_1710.7MHz_RB_1_0_NTNV

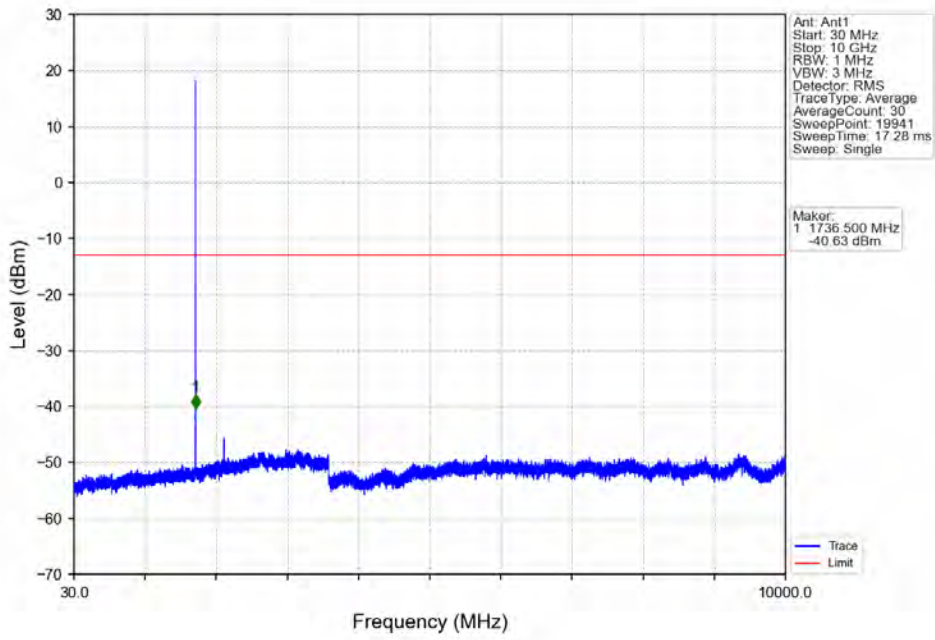


Band4_1.4MHz_16QAM_LCH_1710.7MHz_RB_6_0_NTNV

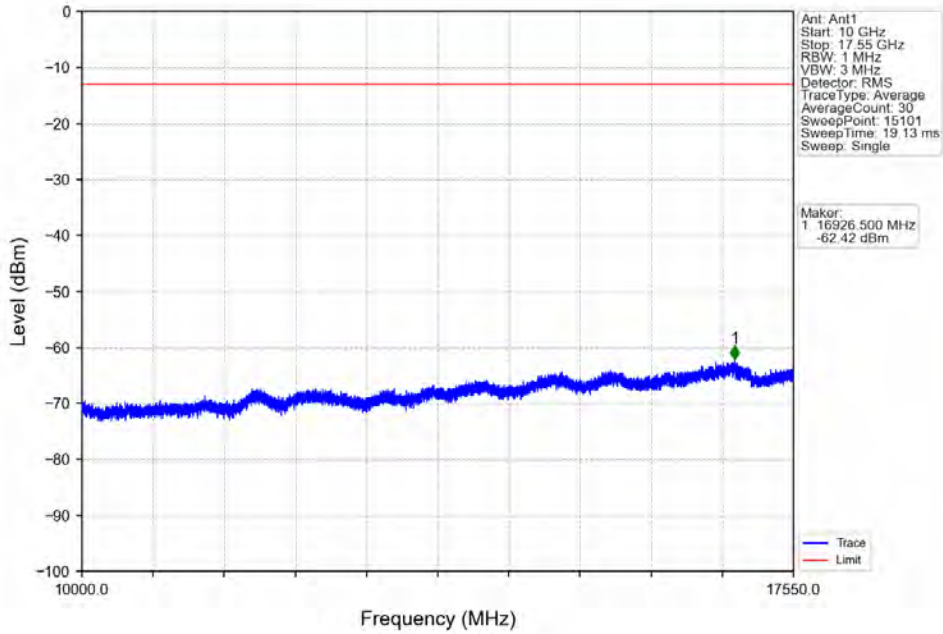


Start (MHz)	Stop (MHz)	RBW (MHz)	Method	Marker No	Freq (MHz)	Level (dBm)	Limit (dBm)	Result
1708.5	1709	1	/	1	1708.956	-46.07	-13	Pass
1709	1710	0.013	/	2	1709.997	-33.73	-13	Pass
1710	1711.5	0.013	/	/	/	/	/	/

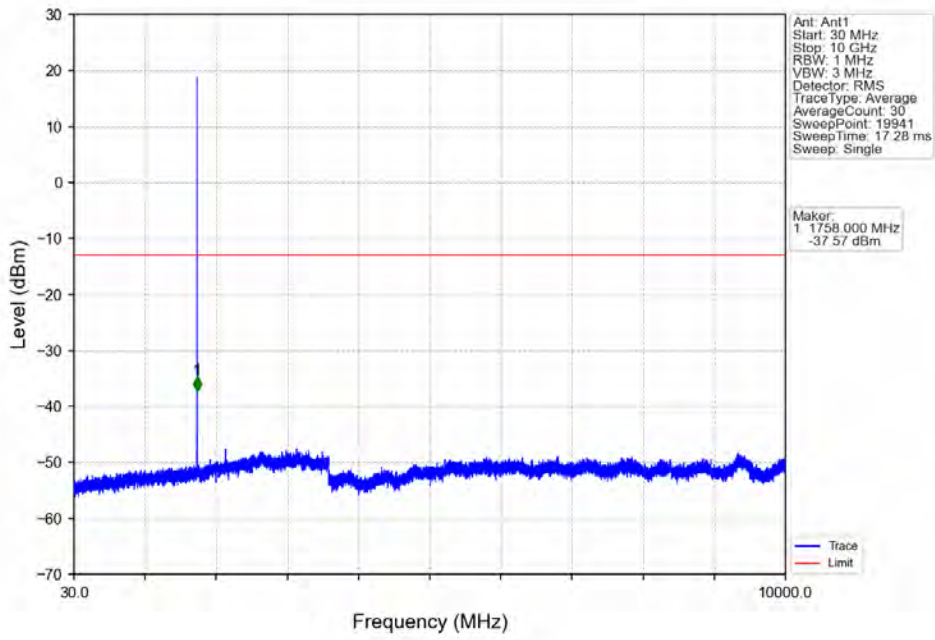
Band4_1.4MHz_16QAM_MCH_1732.5MHz_RB_1_0_NTNV



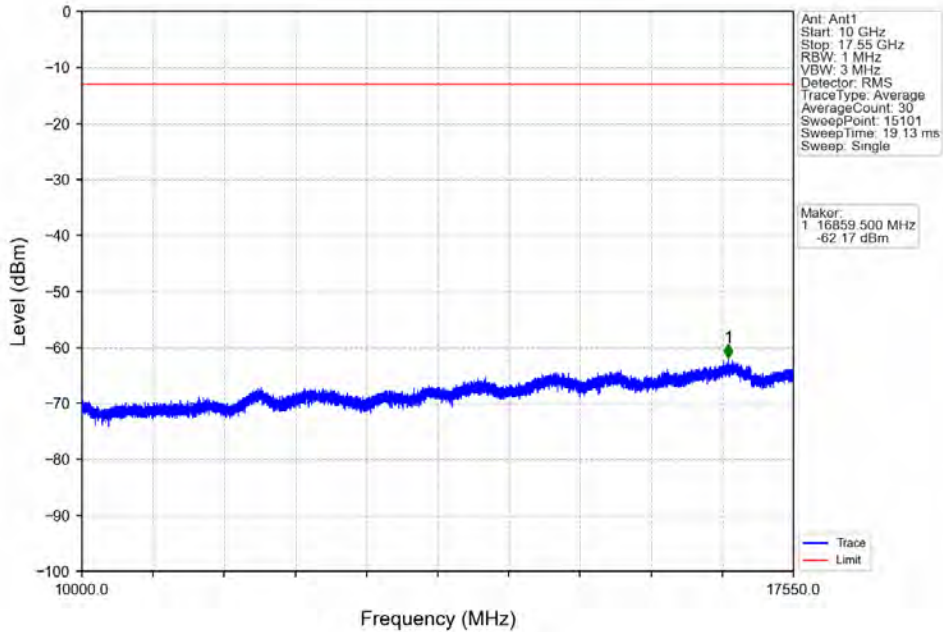
Band4_1.4MHz_16QAM_MCH_1732.5MHz_RB_1_0_NTNV



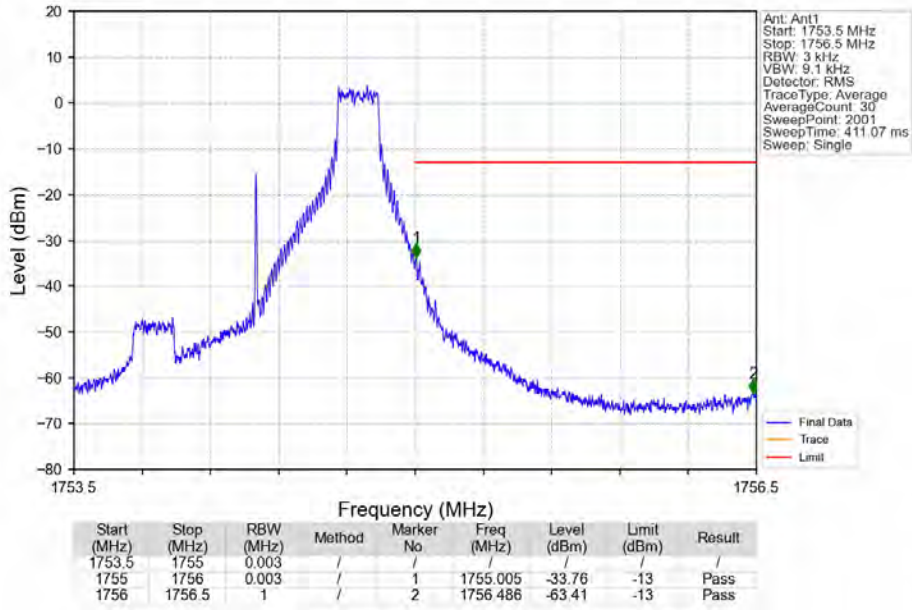
Band4_1.4MHz_16QAM_HCH_1754.3MHz_RB_1_0_NTNV



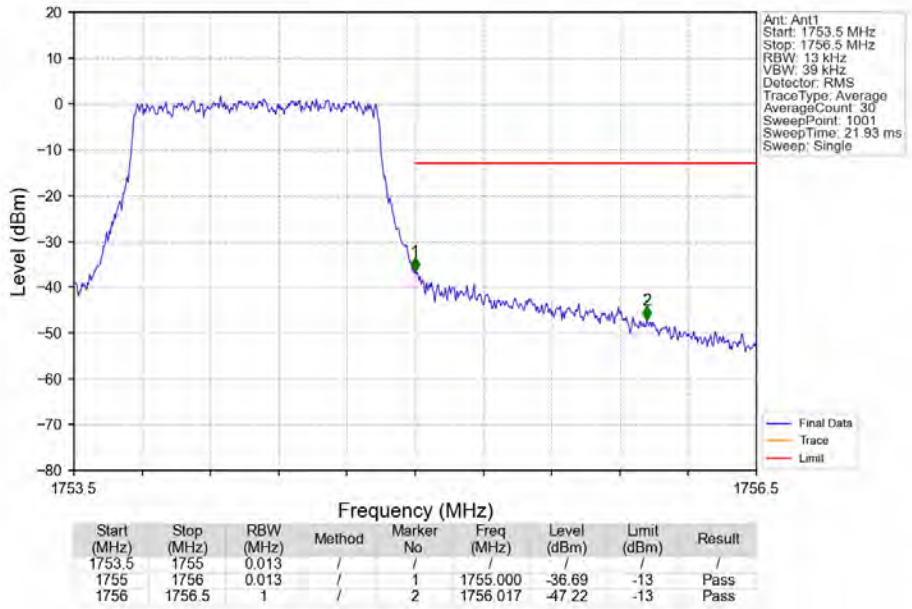
Band4_1.4MHz_16QAM_HCH_1754.3MHz_RB_1_0_NTNV



Band4_1.4MHz_16QAM_HCH_1754.3MHz_RB_1_5_NTNV



Band4_1.4MHz_16QAM_HCH_1754.3MHz_RB_6_0_NTNV

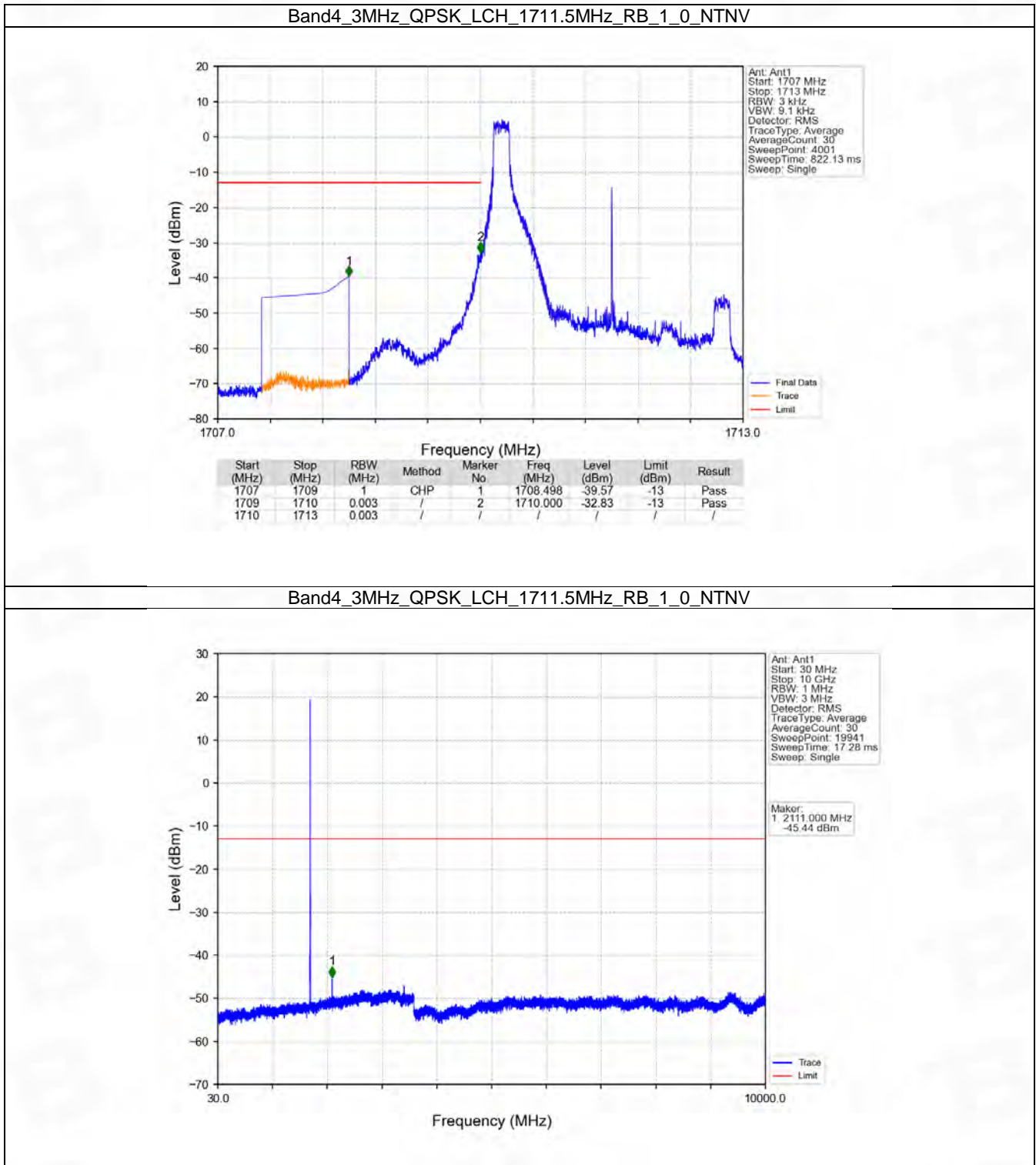


6.2 B4_3MHz

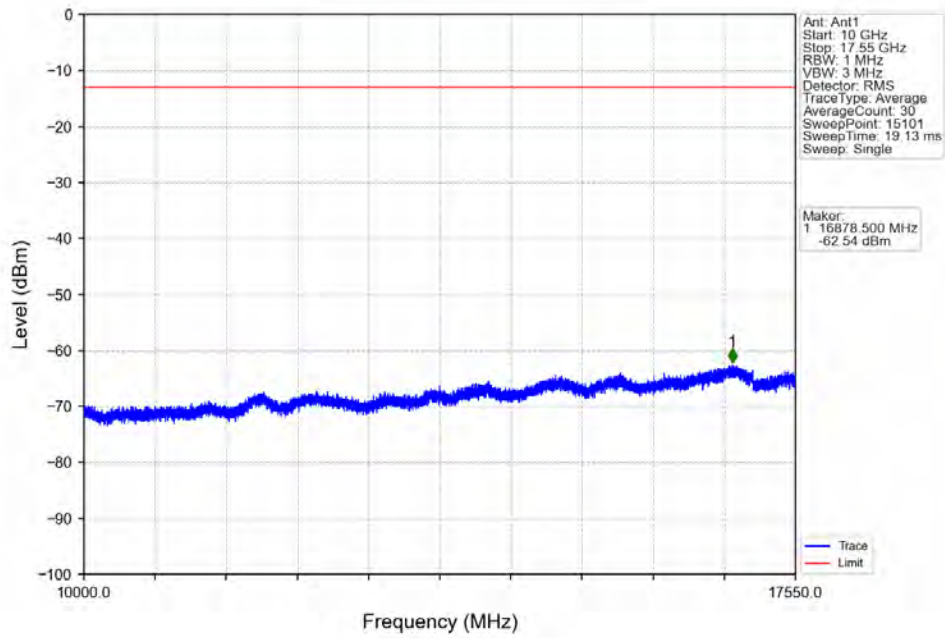
6.2.1 Test Result

Band: 4 / Bandwidth: 3MHz / NTNV						
Modulation	Frequency (MHz)	RB Allocation		Spurious Emission		Verdict
		Size	Offset	Result	Limit	
QPSK	1711.5	1	0	Refer To Test Graph		Pass
		15	0	Refer To Test Graph		Pass
	1753.5	1	0	Refer To Test Graph		Pass
		1	0	Refer To Test Graph		Pass
			14	Refer To Test Graph		Pass
		15	0	Refer To Test Graph		Pass
16QAM	1711.5	1	0	Refer To Test Graph		Pass
		15	0	Refer To Test Graph		Pass
	1753.5	1	0	Refer To Test Graph		Pass
		1	0	Refer To Test Graph		Pass
			14	Refer To Test Graph		Pass
		15	0	Refer To Test Graph		Pass

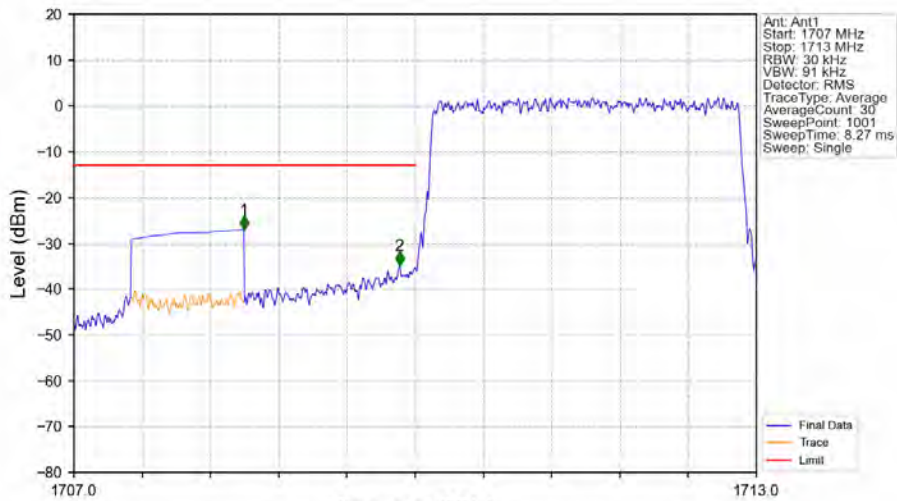
6.2.2 Test Graph



Band4_3MHz_QPSK_LCH_1711.5MHz_RB_1_0_NTNV

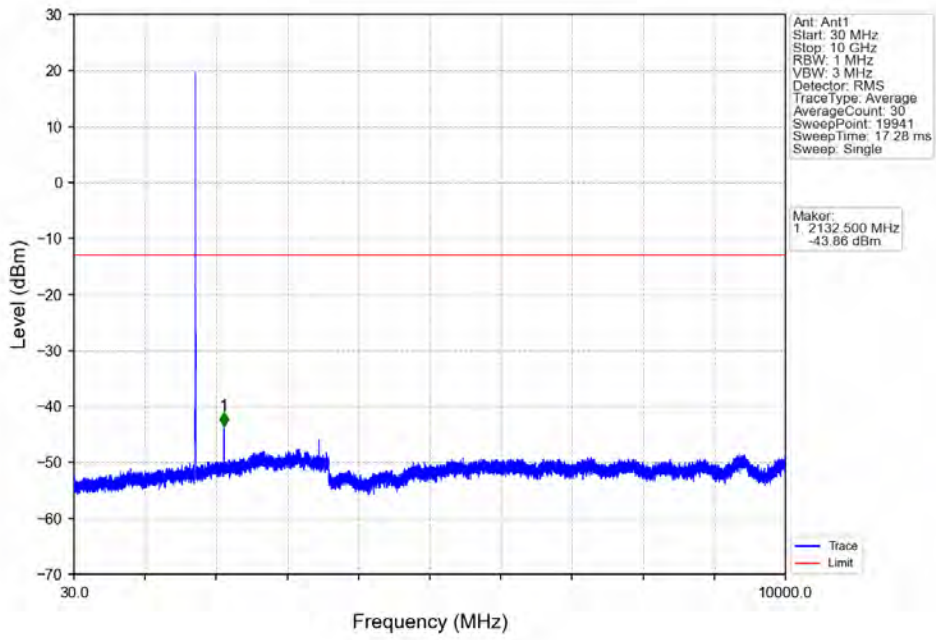


Band4_3MHz_QPSK_LCH_1711.5MHz_RB_15_0_NTNV

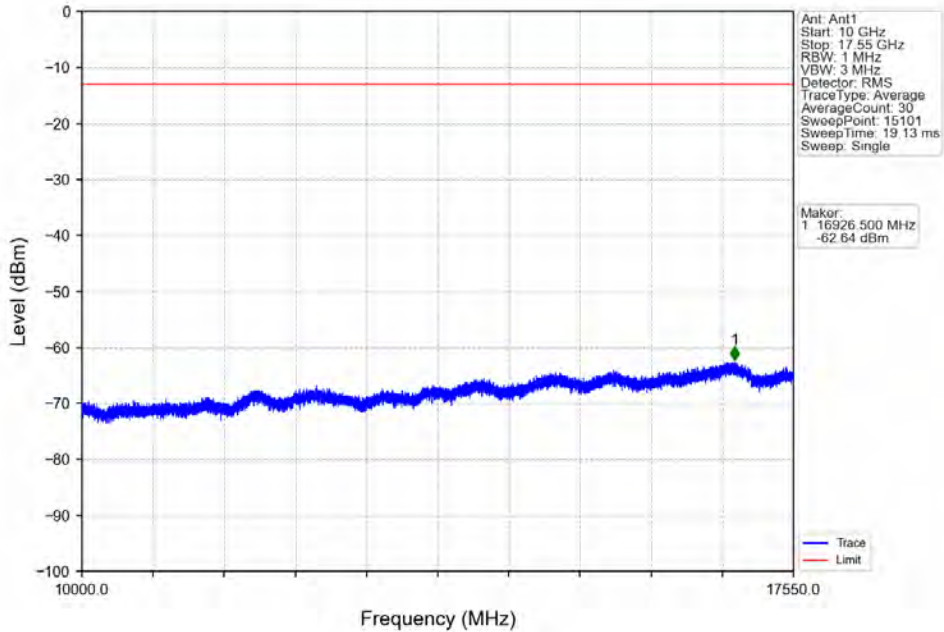


Start (MHz)	Stop (MHz)	RBW (MHz)	Method	Marker No	Freq (MHz)	Level (dBm)	Limit (dBm)	Result
1707	1709	1	CHP	1	1708.494	-27.07	-13	Pass
1709	1710	0.03	/	2	1709.862	-34.83	-13	Pass
1710	1713	0.03	/	/	/	/	/	/

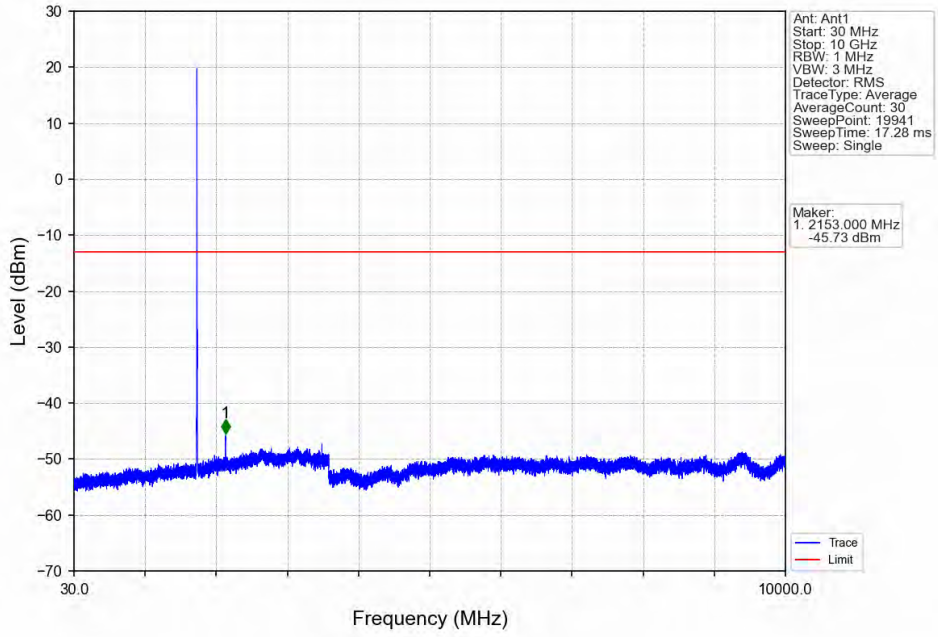
Band4_3MHz_QPSK_MCH_1732.5MHz_RB_1_0_NTNV



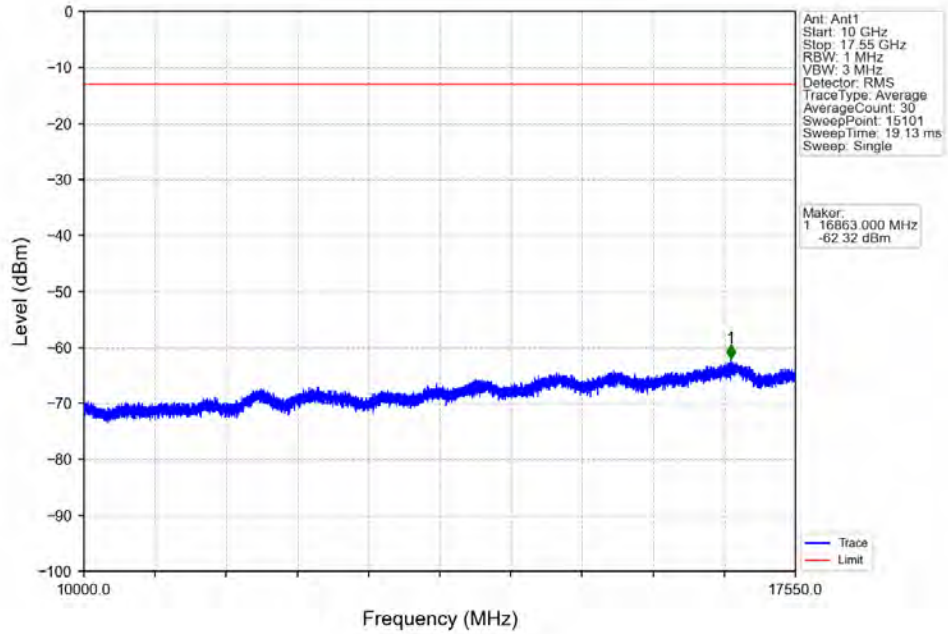
Band4_3MHz_QPSK_MCH_1732.5MHz_RB_1_0_NTNV



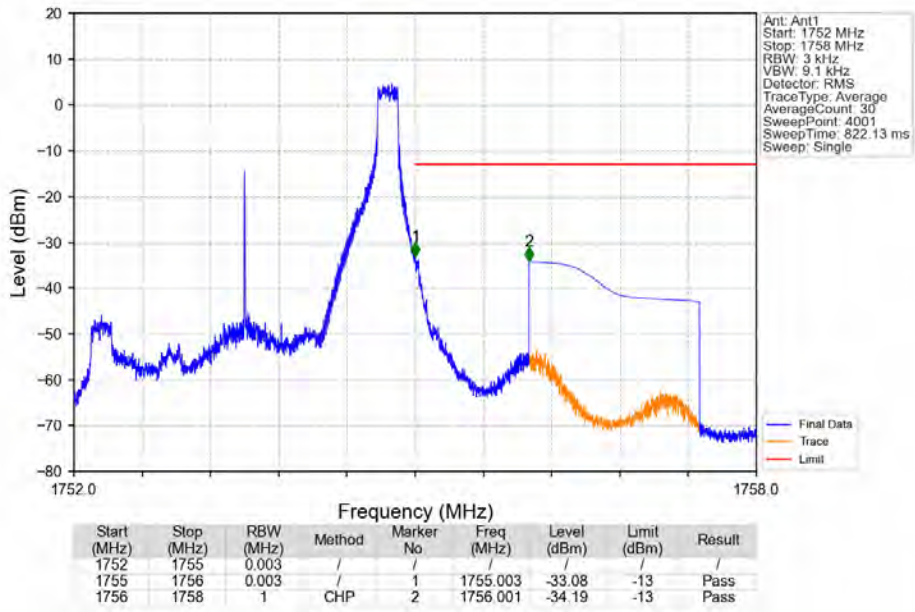
Band4_3MHz_QPSK_HCH_1753.5MHz_RB_1_0_NTNV



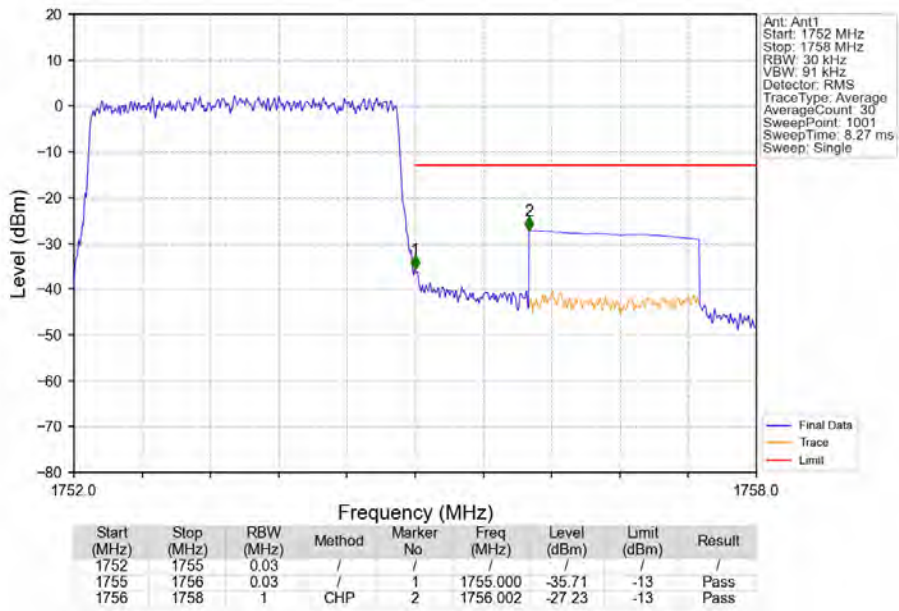
Band4_3MHz_QPSK_HCH_1753.5MHz_RB_1_0_NTNV



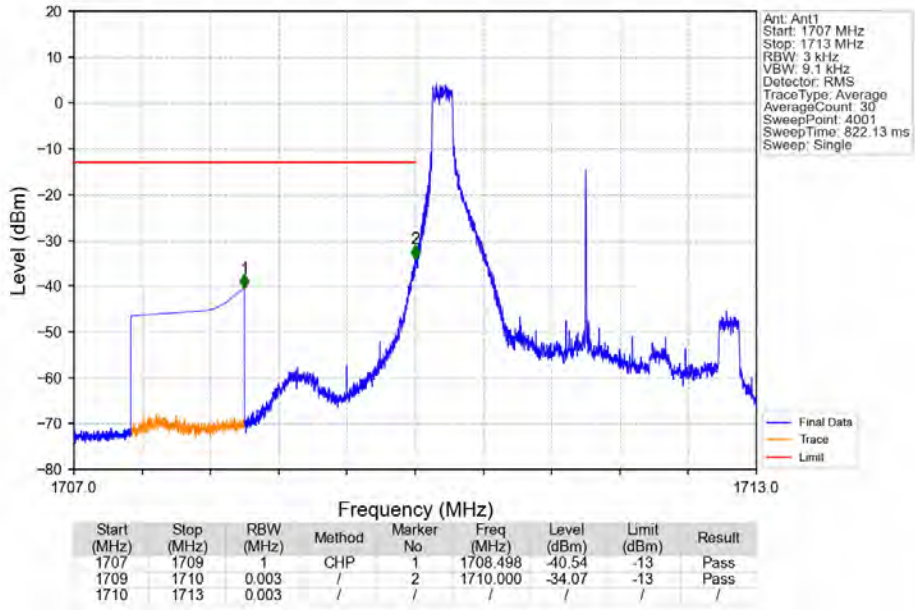
Band4_3MHz_QPSK_HCH_1753.5MHz_RB_1_14_NTNV



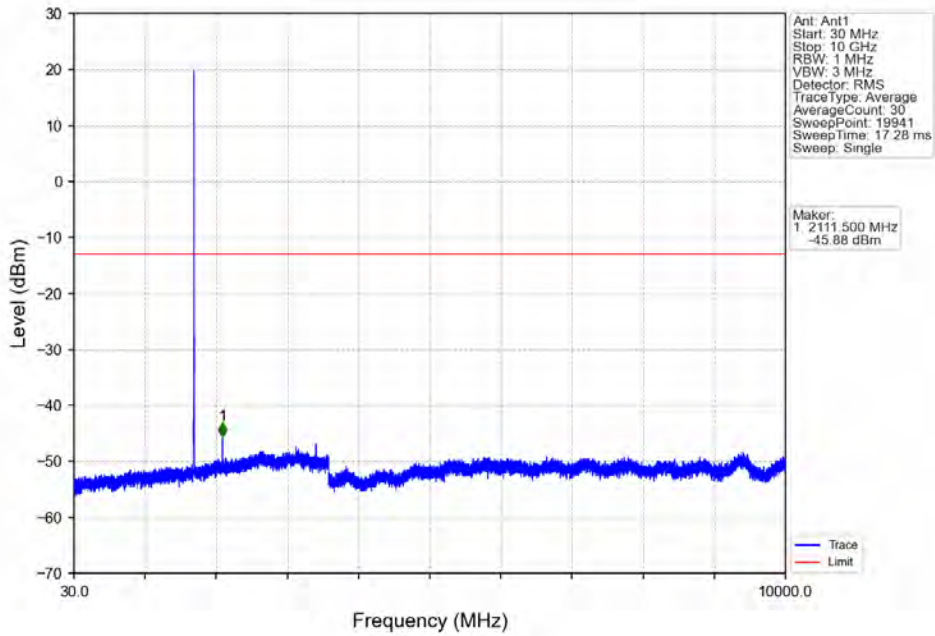
Band4_3MHz_QPSK_HCH_1753.5MHz_RB_15_0_NTNV



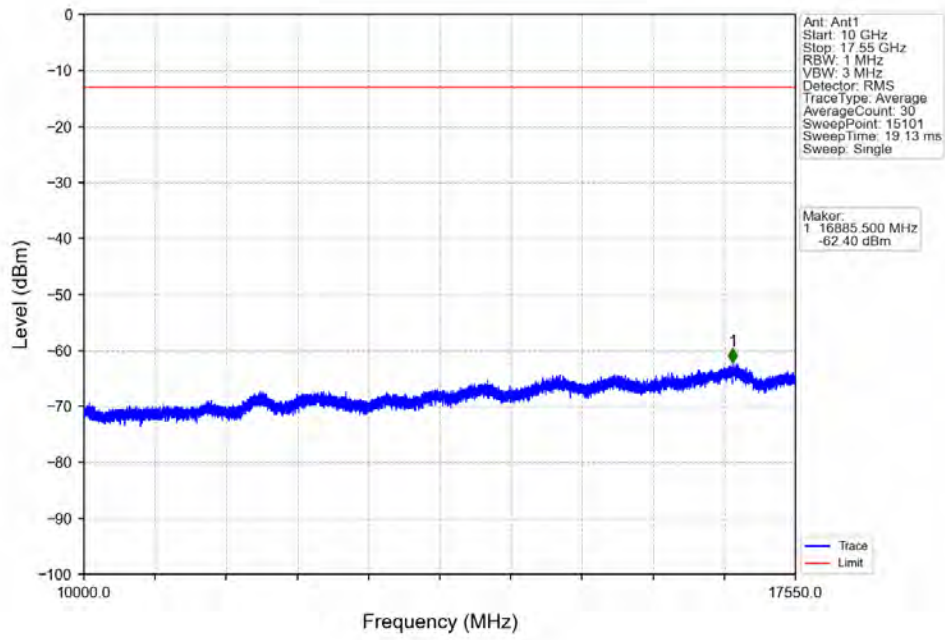
Band4_3MHz_16QAM_LCH_1711.5MHz_RB_1_0_NTNV



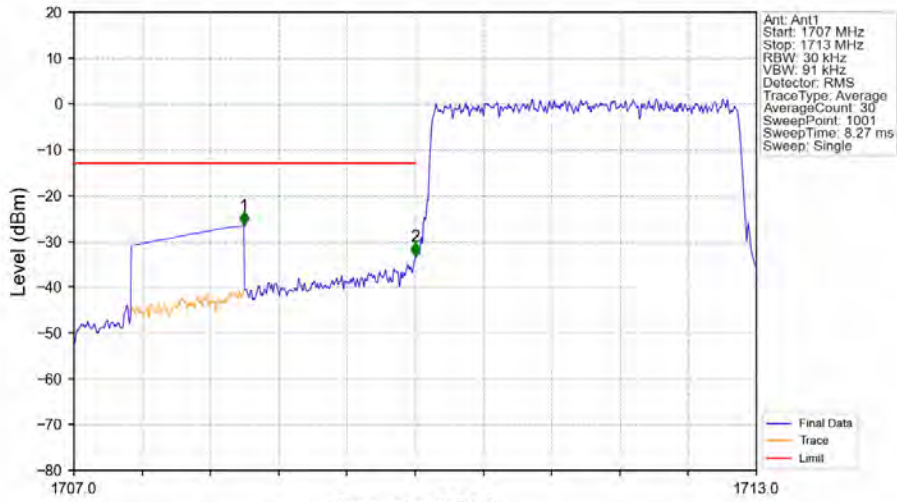
Band4_3MHz_16QAM_LCH_1711.5MHz_RB_1_0_NTNV



Band4_3MHz_16QAM_LCH_1711.5MHz_RB_1_0_NTNV

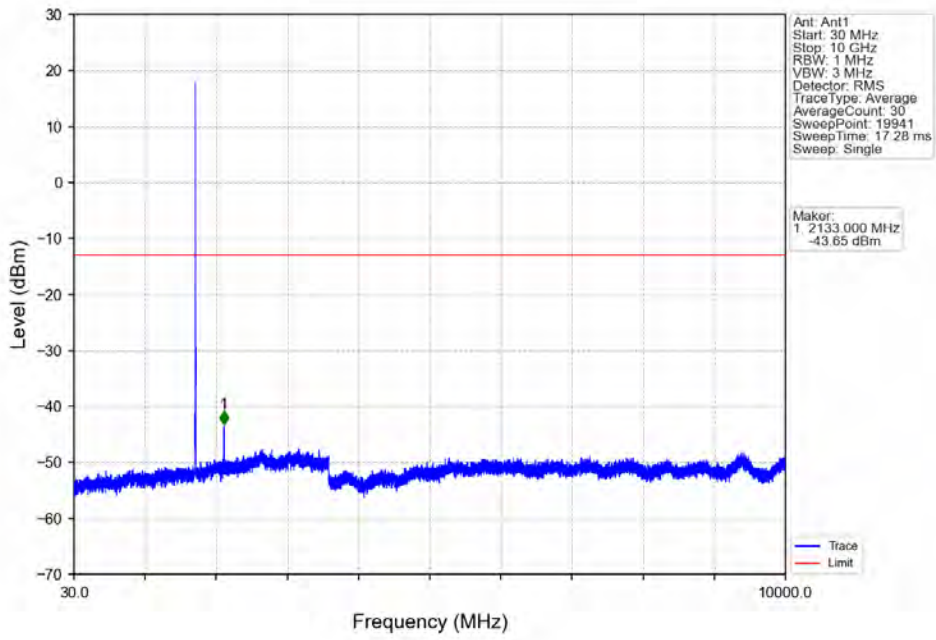


Band4_3MHz_16QAM_LCH_1711.5MHz_RB_15_0_NTNV

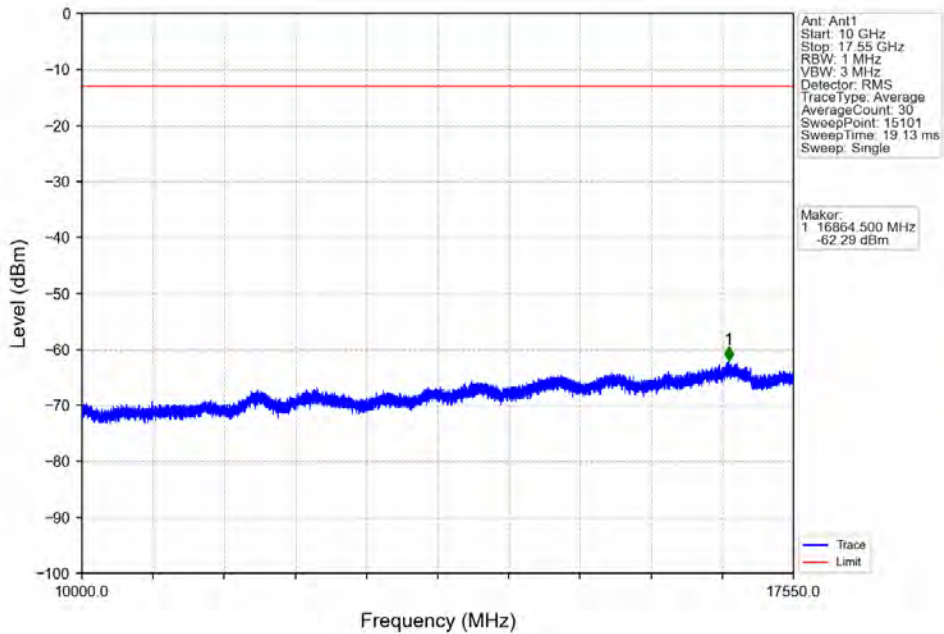


Start (MHz)	Stop (MHz)	RBW (MHz)	Method	Marker No	Freq (MHz)	Level (dBm)	Limit (dBm)	Result
1707	1709	1	CHP	1	1708.494	-26.55	-13	Pass
1709	1710	0.03	/	2	1710.000	-33.25	-13	Pass
1710	1713	0.03	/	/	/	/	/	/

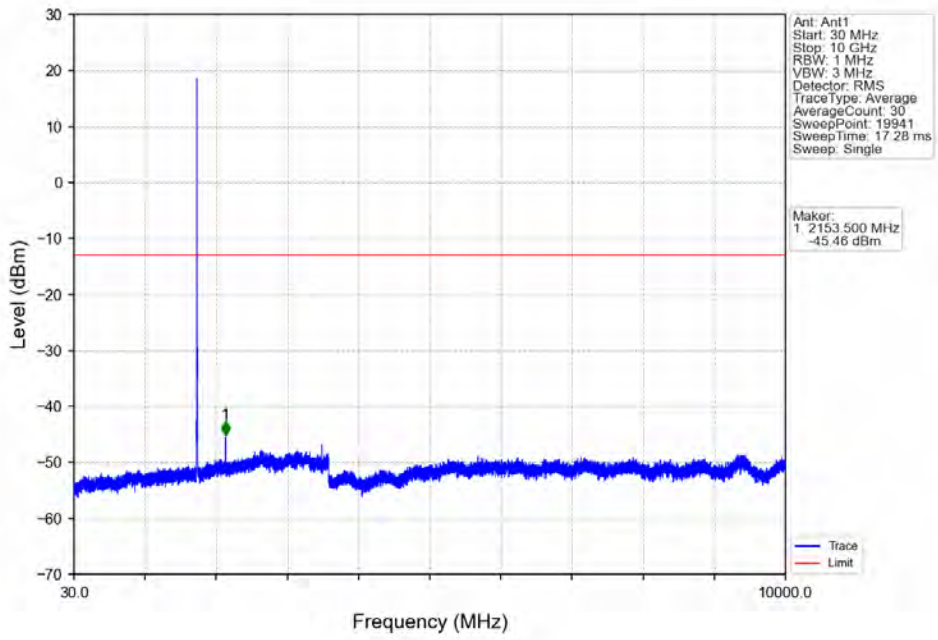
Band4_3MHz_16QAM_MCH_1732.5MHz_RB_1_0_NTNV



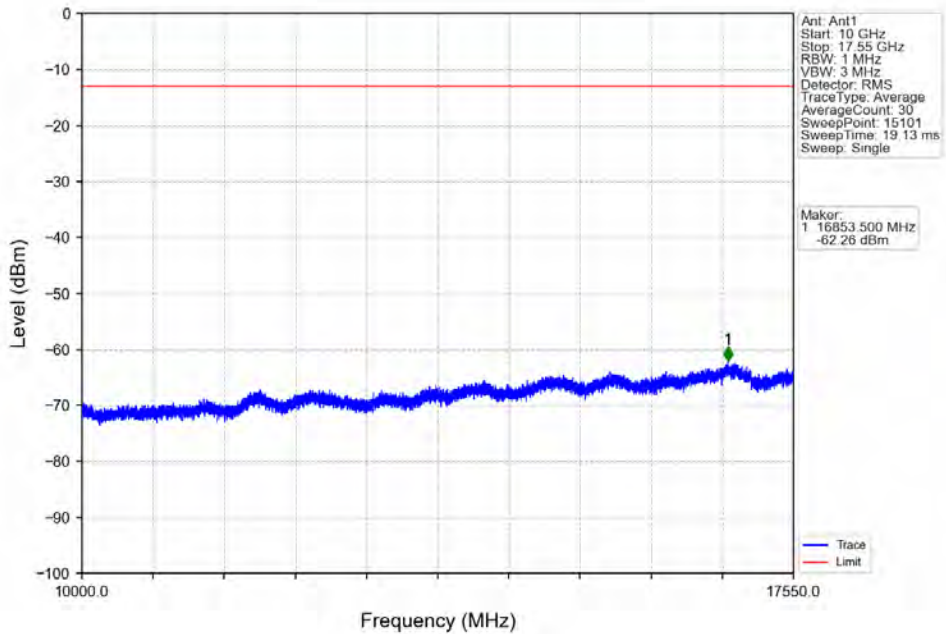
Band4_3MHz_16QAM_MCH_1732.5MHz_RB_1_0_NTNV



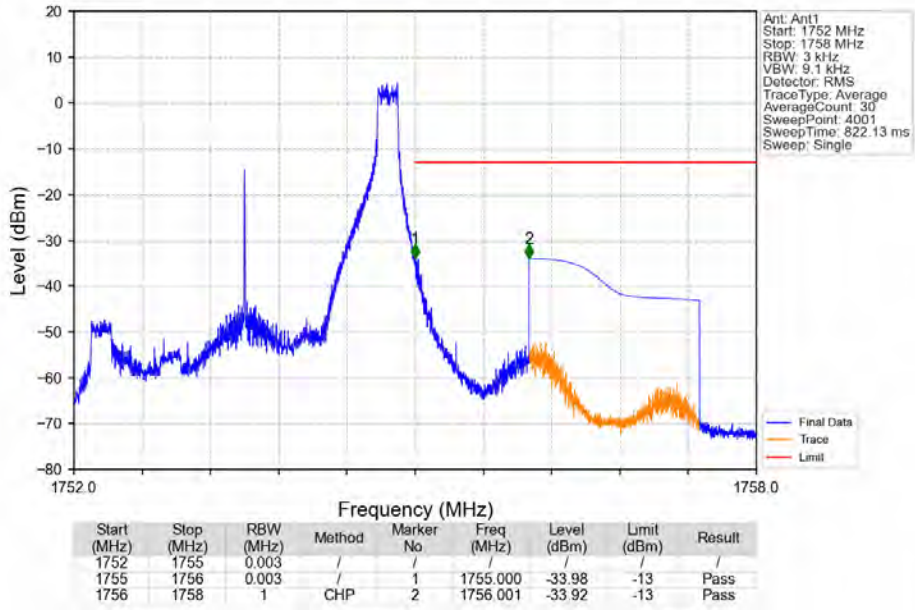
Band4_3MHz_16QAM_HCH_1753.5MHz_RB_1_0_NTNV



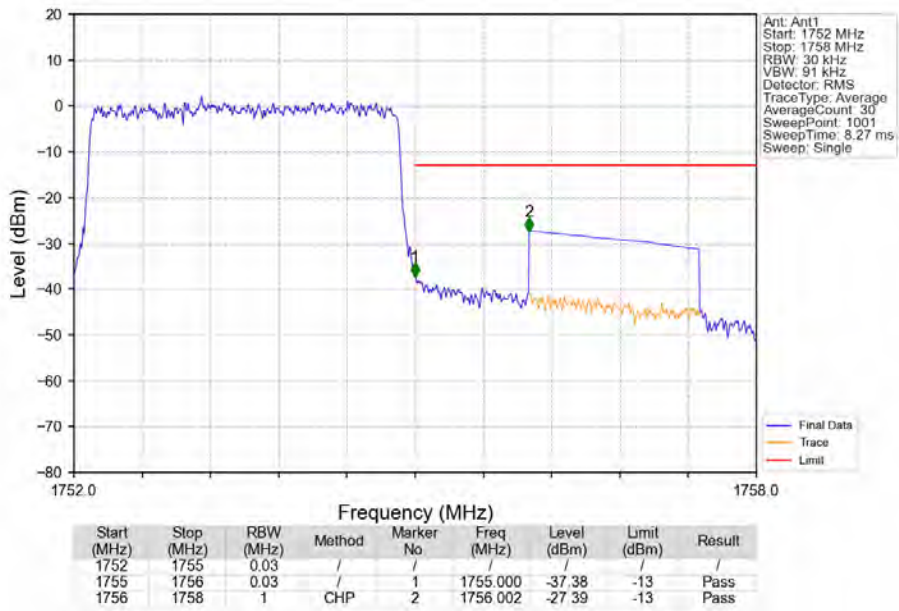
Band4_3MHz_16QAM_HCH_1753.5MHz_RB_1_0_NTNV



Band4_3MHz_16QAM_HCH_1753.5MHz_RB_1_14_NTNV



Band4_3MHz_16QAM_HCH_1753.5MHz_RB_15_0_NTNV

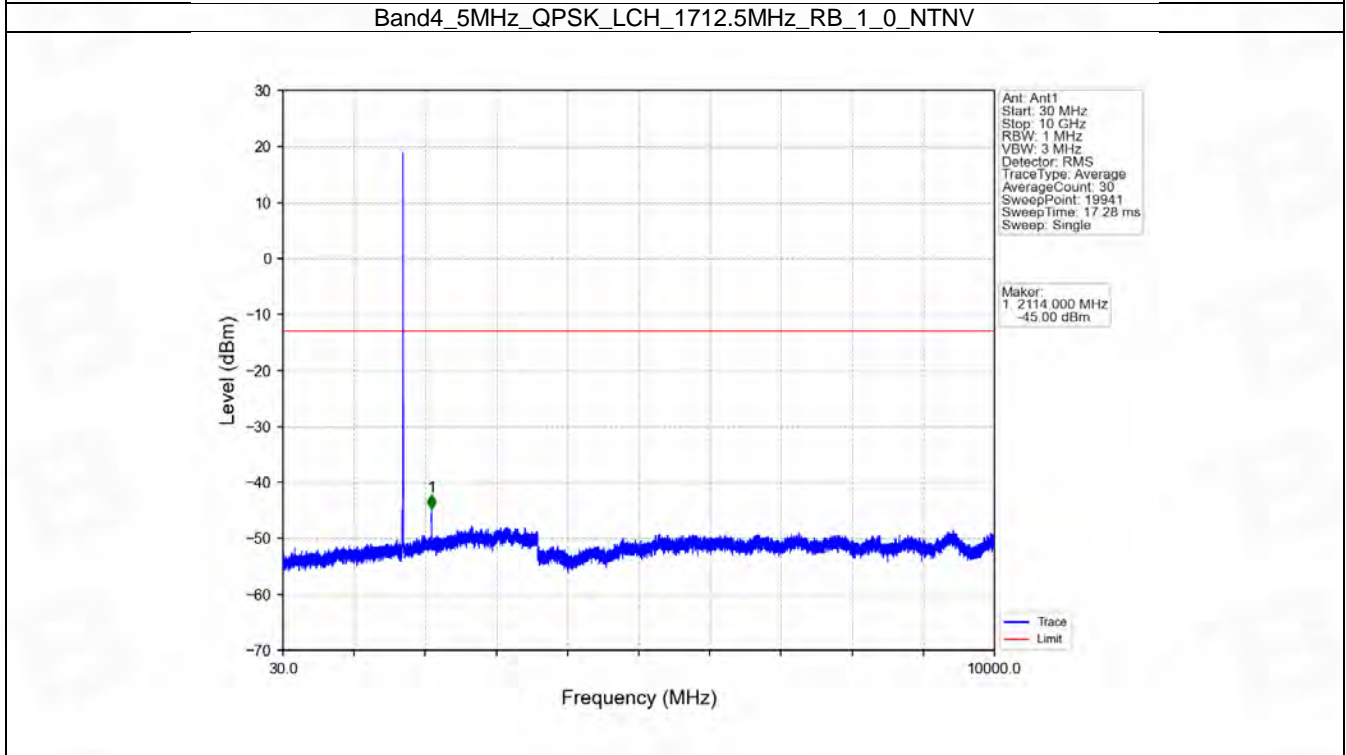
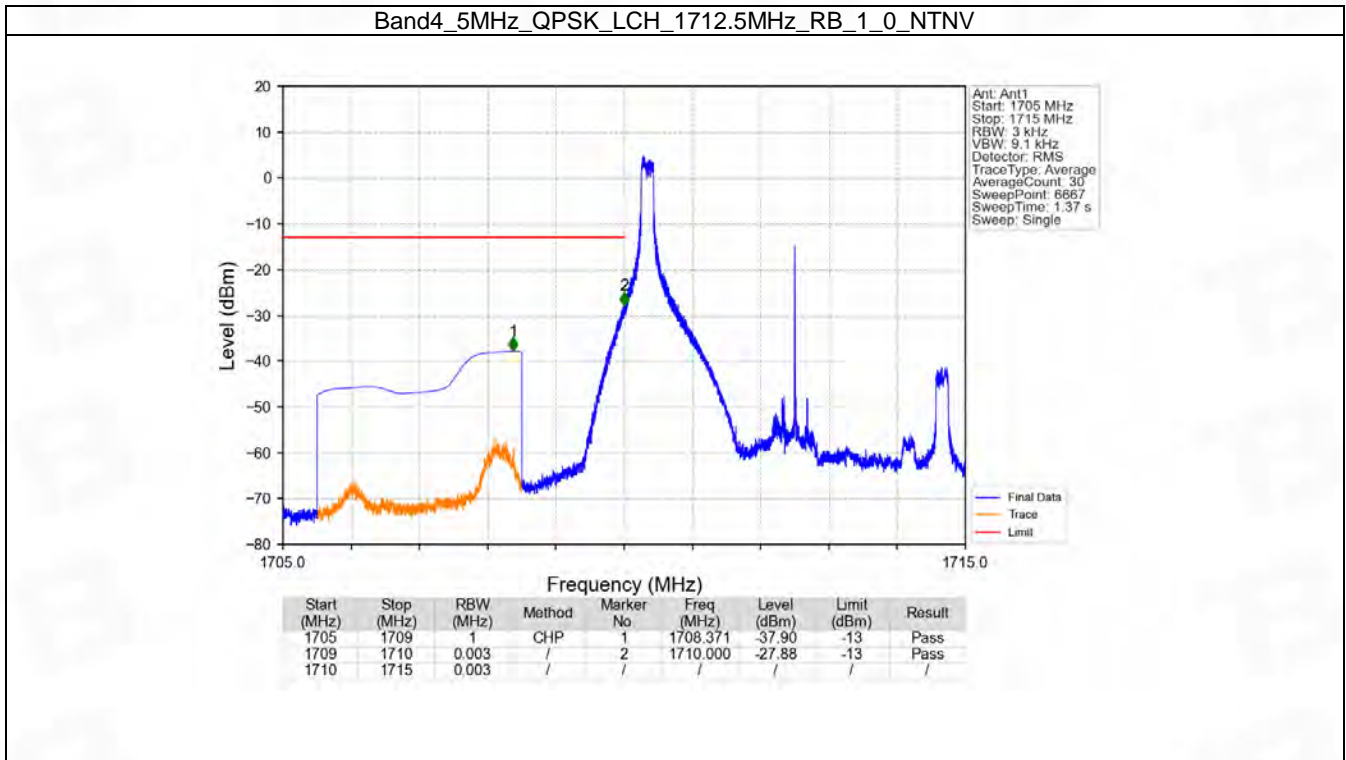


6.3 B4_5MHz

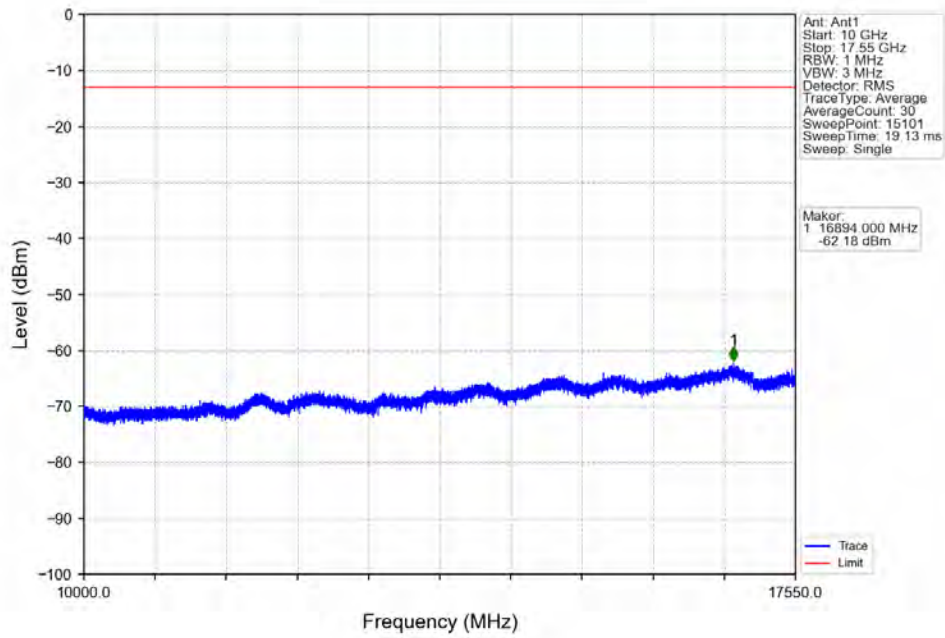
6.3.1 Test Result

Band: 4 / Bandwidth: 5MHz / NTNV						
Modulation	Frequency (MHz)	RB Allocation		Spurious Emission		Verdict
		Size	Offset	Result	Limit	
QPSK	1712.5	1	0	Refer To Test Graph		Pass
		25	0	Refer To Test Graph		Pass
	1752.5	1	0	Refer To Test Graph		Pass
			24	Refer To Test Graph		Pass
		25	0	Refer To Test Graph		Pass
			0	Refer To Test Graph		Pass
16QAM	1712.5	1	0	Refer To Test Graph		Pass
		25	0	Refer To Test Graph		Pass
	1752.5	1	0	Refer To Test Graph		Pass
			24	Refer To Test Graph		Pass
		25	0	Refer To Test Graph		Pass
			0	Refer To Test Graph		Pass

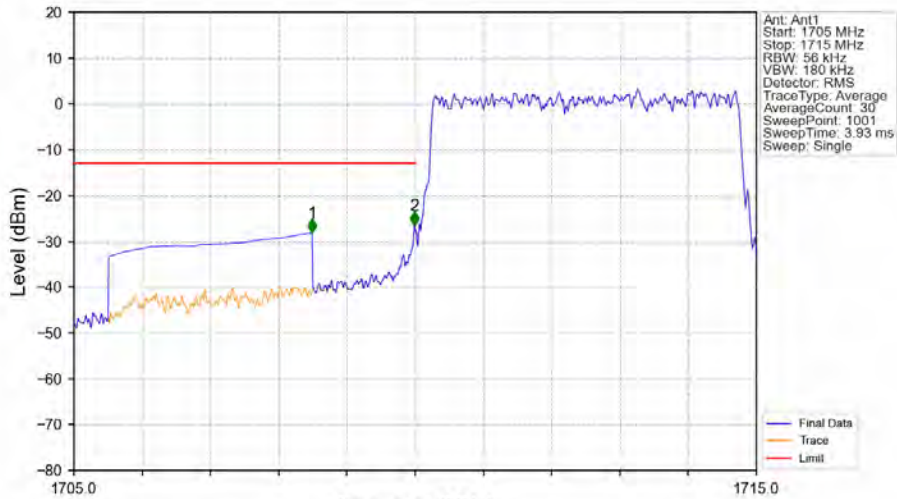
6.3.2 Test Graph



Band4_5MHz_QPSK_LCH_1712.5MHz_RB_1_0_NTNV

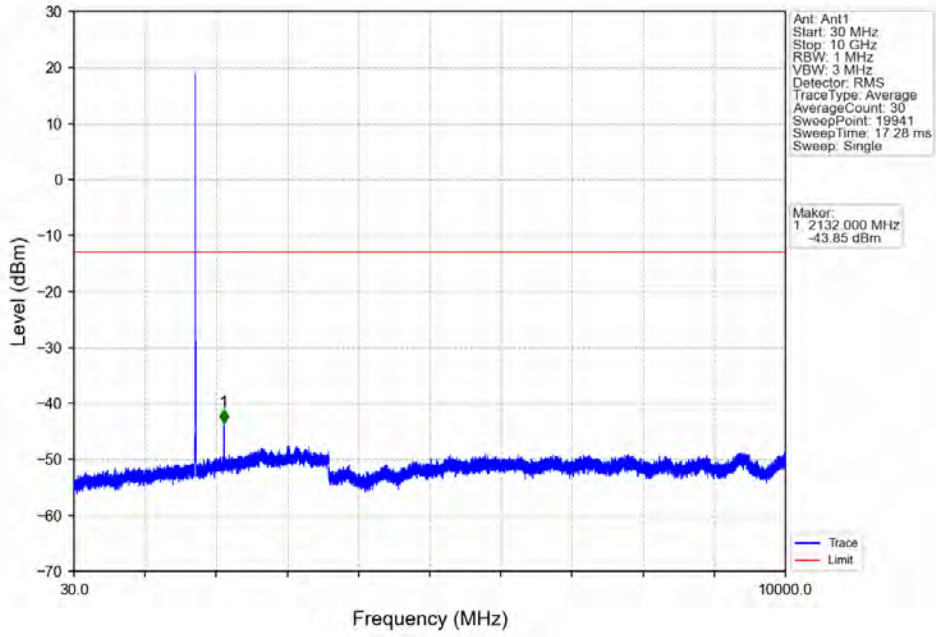


Band4_5MHz_QPSK_LCH_1712.5MHz_RB_25_0_NTNV

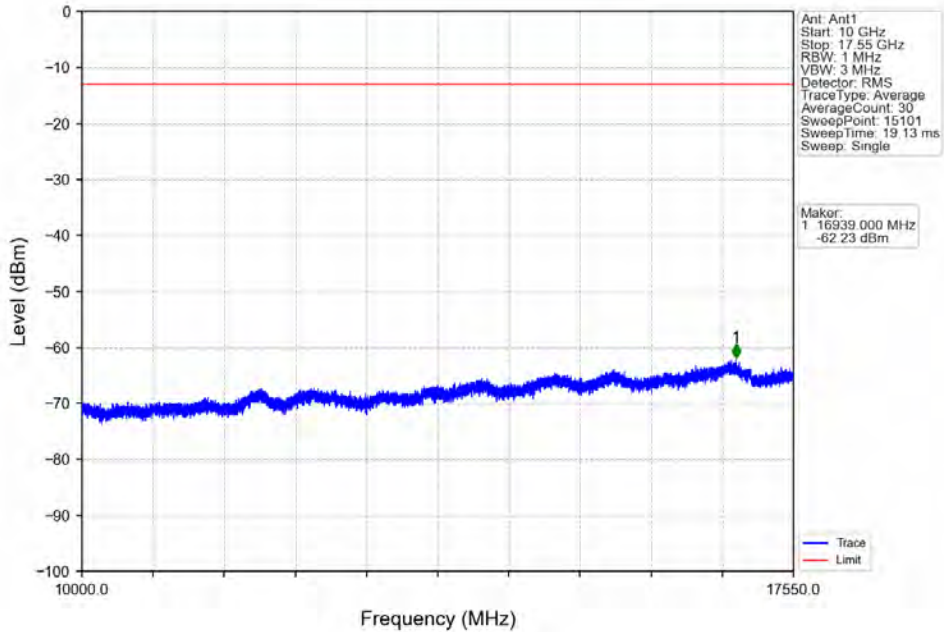


Start (MHz)	Stop (MHz)	RBW (MHz)	Method	Marker No	Freq (MHz)	Level (dBm)	Limit (dBm)	Result
1705	1709	1	CHP	1	1708.490	-28.14	-13	Pass
1709	1710	0.056	/	2	1709.990	-26.51	-13	Pass
1710	1715	0.056	/	/	/	/	/	/

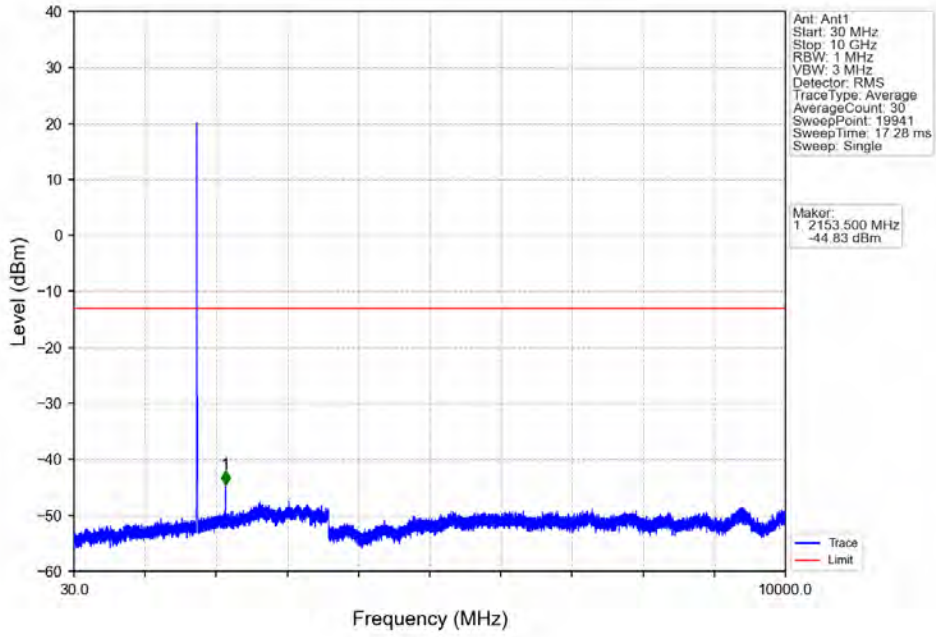
Band4_5MHz_QPSK_MCH_1732.5MHz_RB_1_0_NTNV



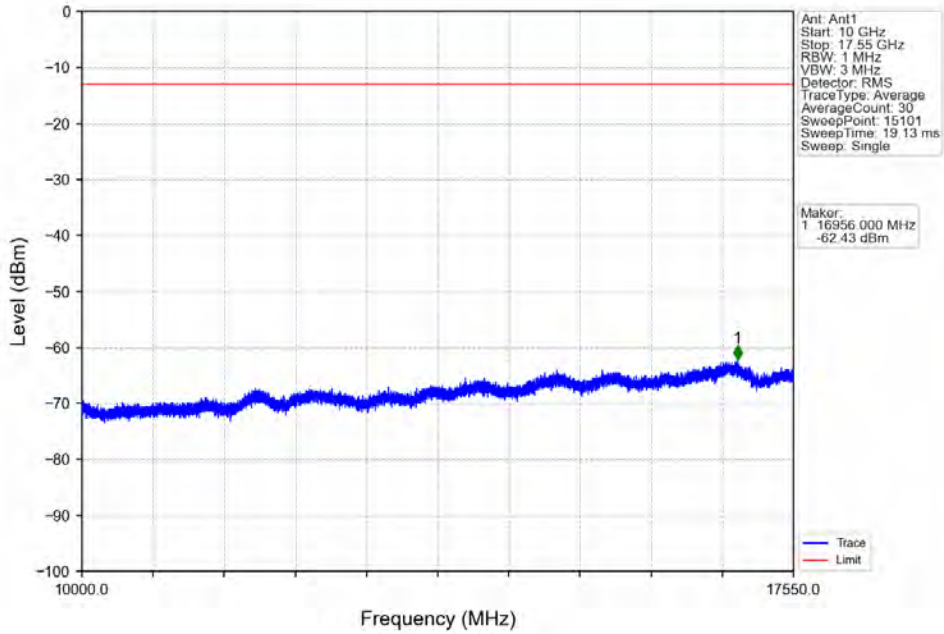
Band4_5MHz_QPSK_MCH_1732.5MHz_RB_1_0_NTNV



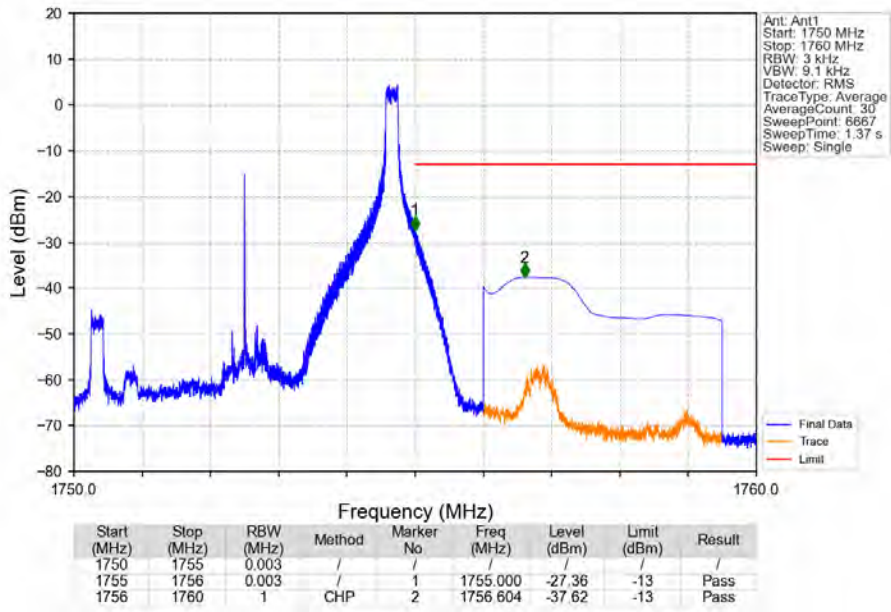
Band4_5MHz_QPSK_HCH_1752.5MHz_RB_1_0_NTNV



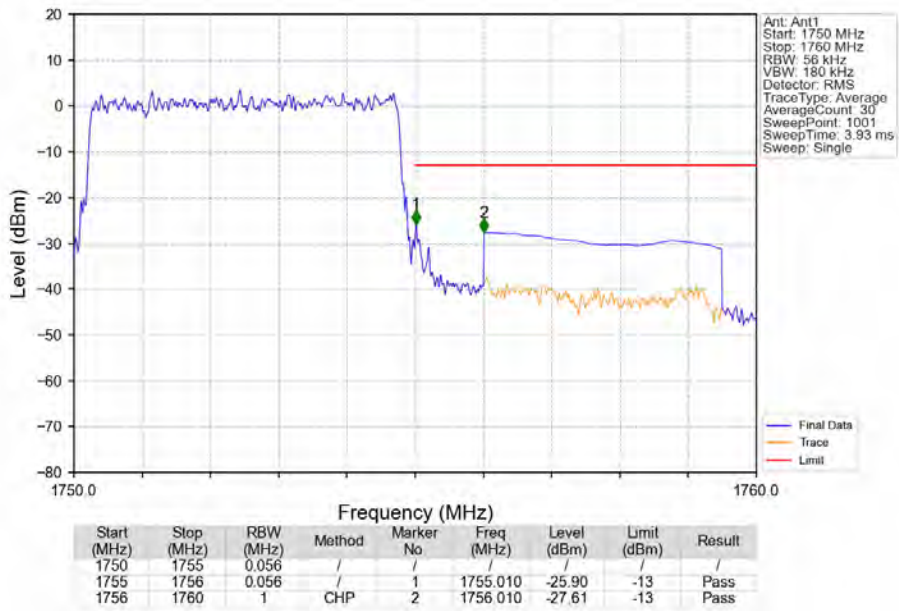
Band4_5MHz_QPSK_HCH_1752.5MHz_RB_1_0_NTNV



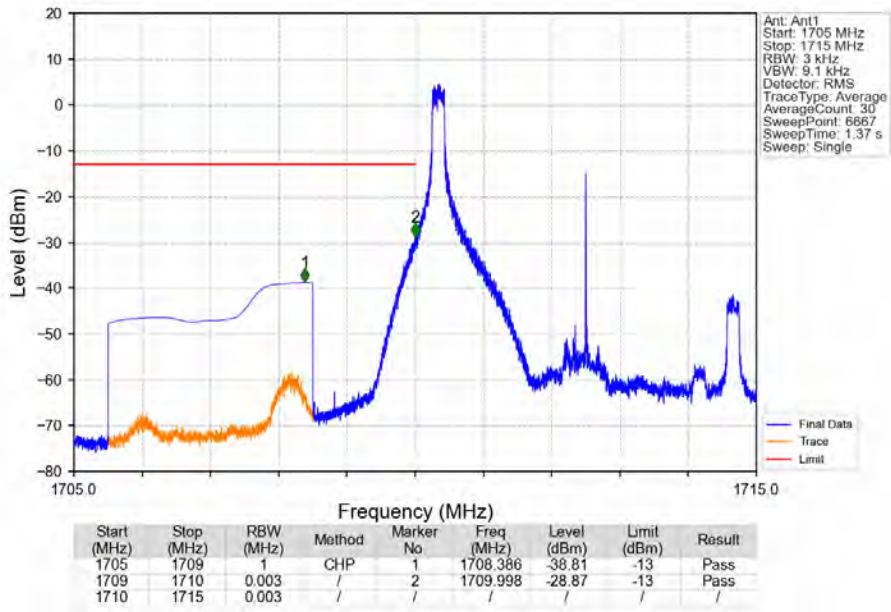
Band4_5MHz_QPSK_HCH_1752.5MHz_RB_1_24_NTNV



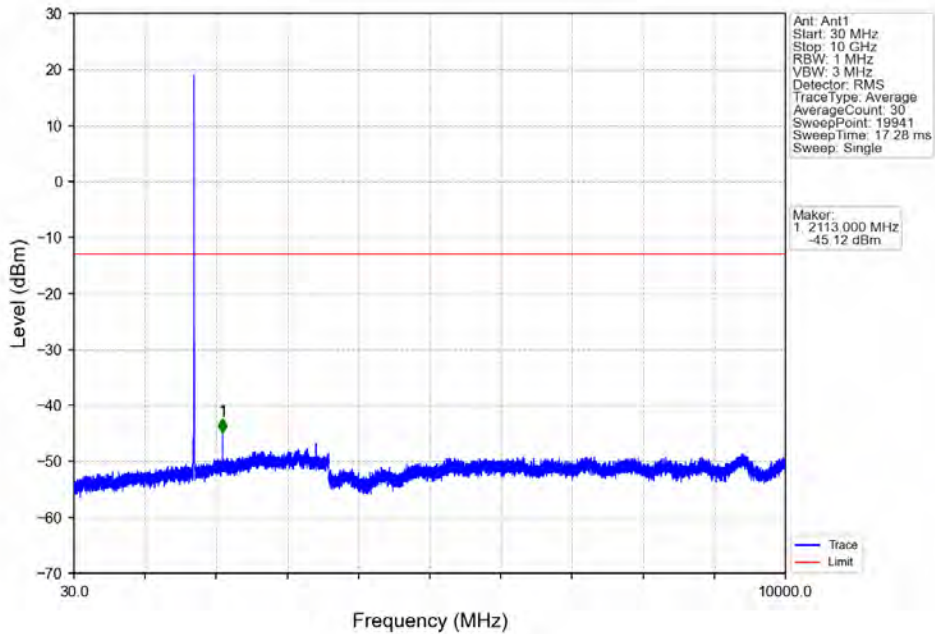
Band4_5MHz_QPSK_HCH_1752.5MHz_RB_25_0_NTNV



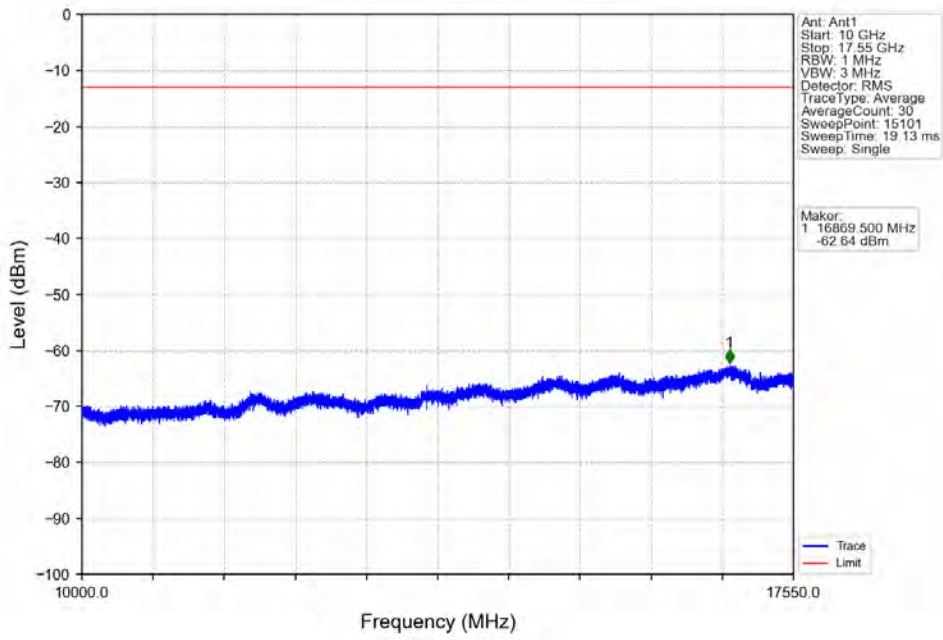
Band4_5MHz_16QAM_LCH_1712.5MHz_RB_1_0_NTNV



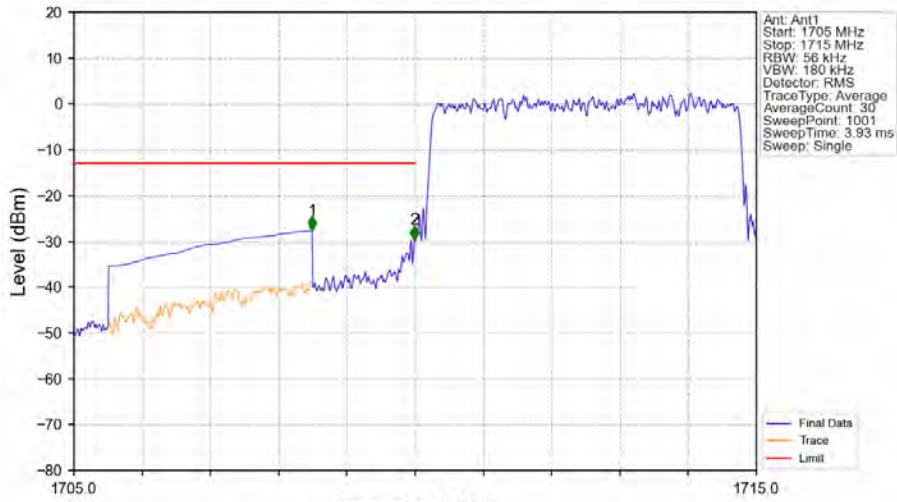
Band4_5MHz_16QAM_LCH_1712.5MHz_RB_1_0_NTNV



Band4_5MHz_16QAM_LCH_1712.5MHz_RB_1_0_NTNV

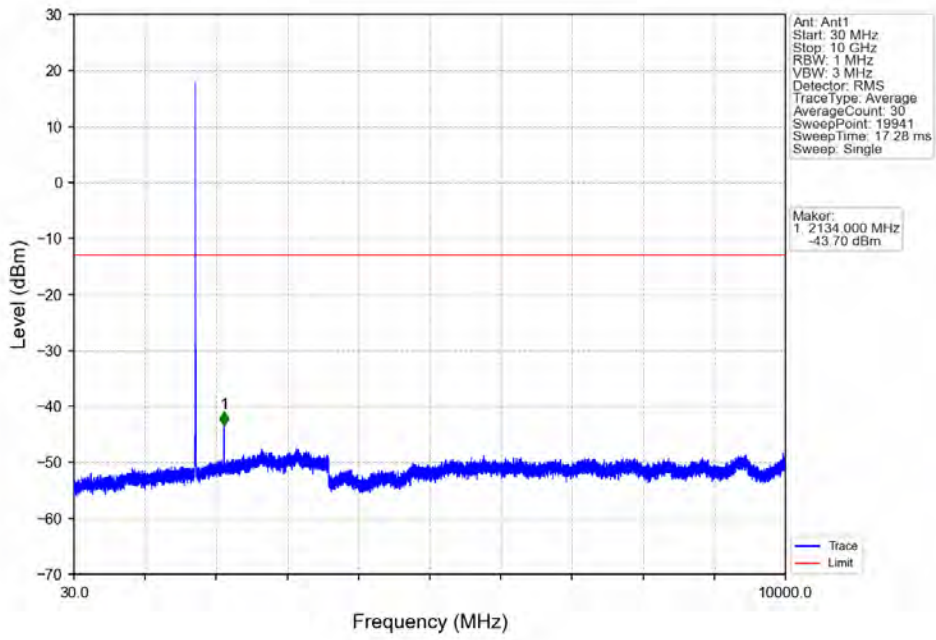


Band4_5MHz_16QAM_LCH_1712.5MHz_RB_25_0_NTNV

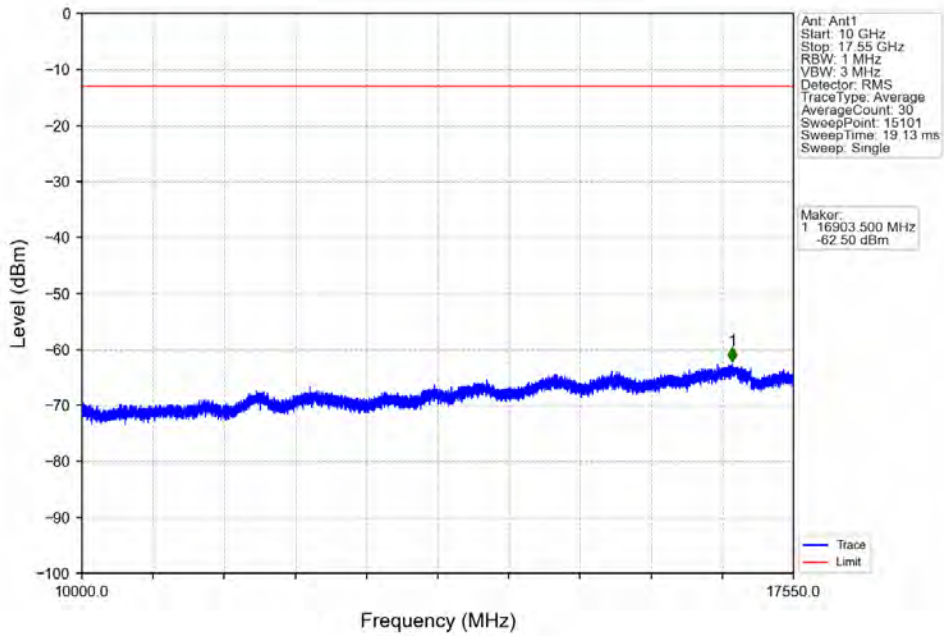


Start (MHz)	Stop (MHz)	RBW (MHz)	Method	Marker No	Freq (MHz)	Level (dBm)	Limit (dBm)	Result
1705	1709	1	CHP	1	1708.490	-27.66	-13	Pass
1709	1710	0.056	/	2	1709.990	-29.67	-13	Pass
1710	1715	0.056	/	/	/	/	/	/

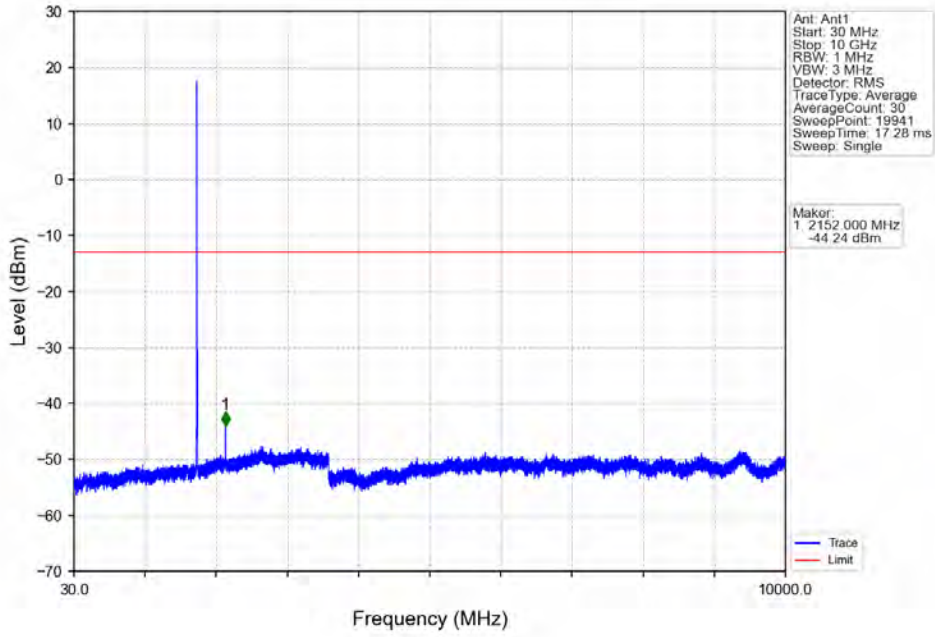
Band4_5MHz_16QAM_MCH_1732.5MHz_RB_1_0_NTNV



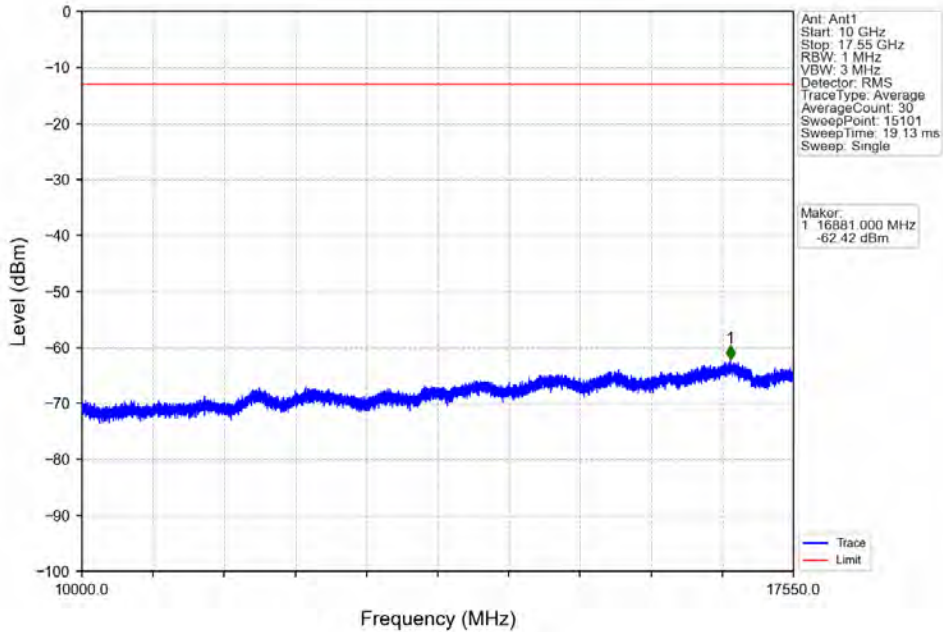
Band4_5MHz_16QAM_MCH_1732.5MHz_RB_1_0_NTNV



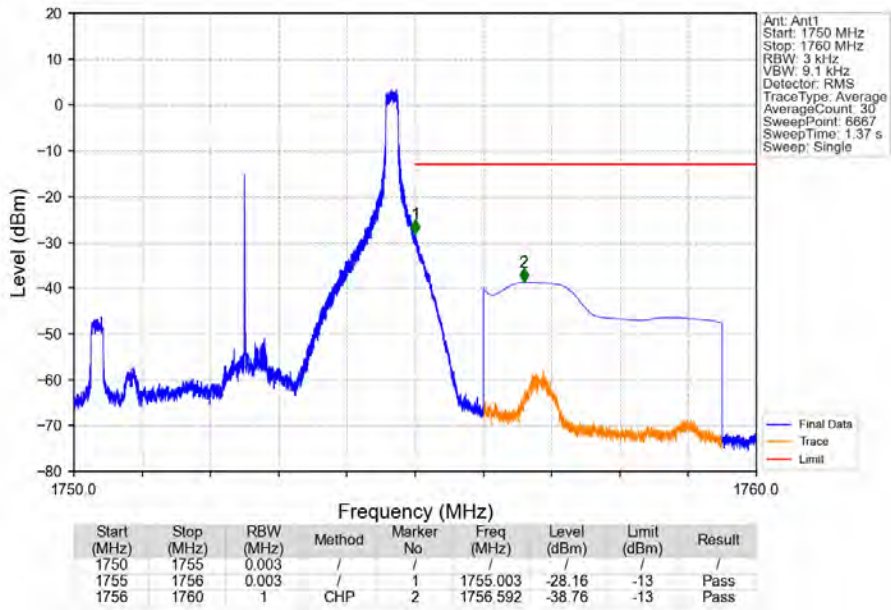
Band4_5MHz_16QAM_HCH_1752.5MHz_RB_1_0_NTNV



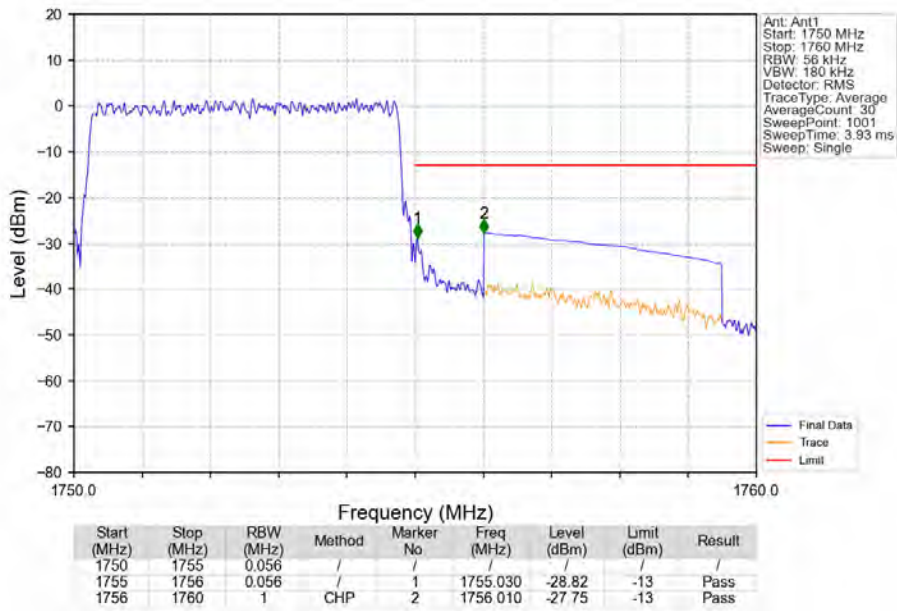
Band4_5MHz_16QAM_HCH_1752.5MHz_RB_1_0_NTNV



Band4_5MHz_16QAM_HCH_1752.5MHz_RB_1_24_NTNV



Band4_5MHz_16QAM_HCH_1752.5MHz_RB_25_0_NTNV

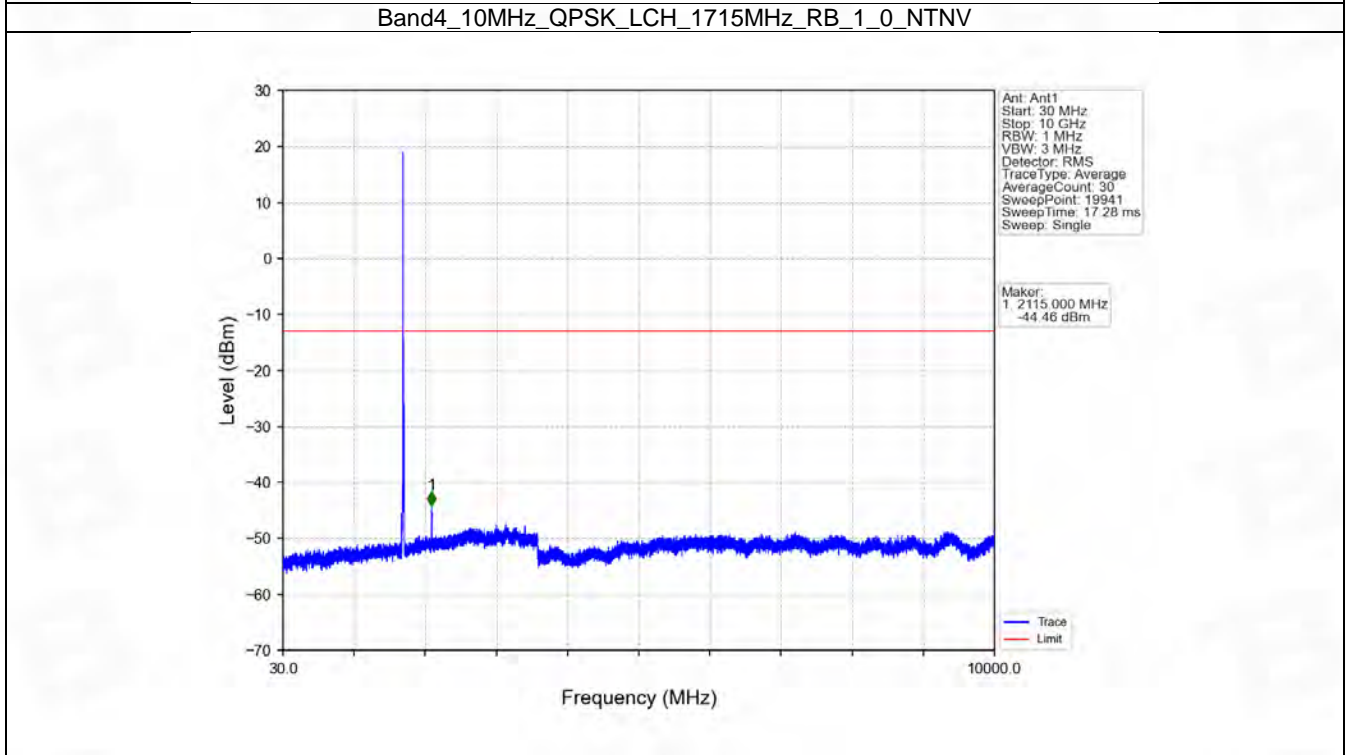
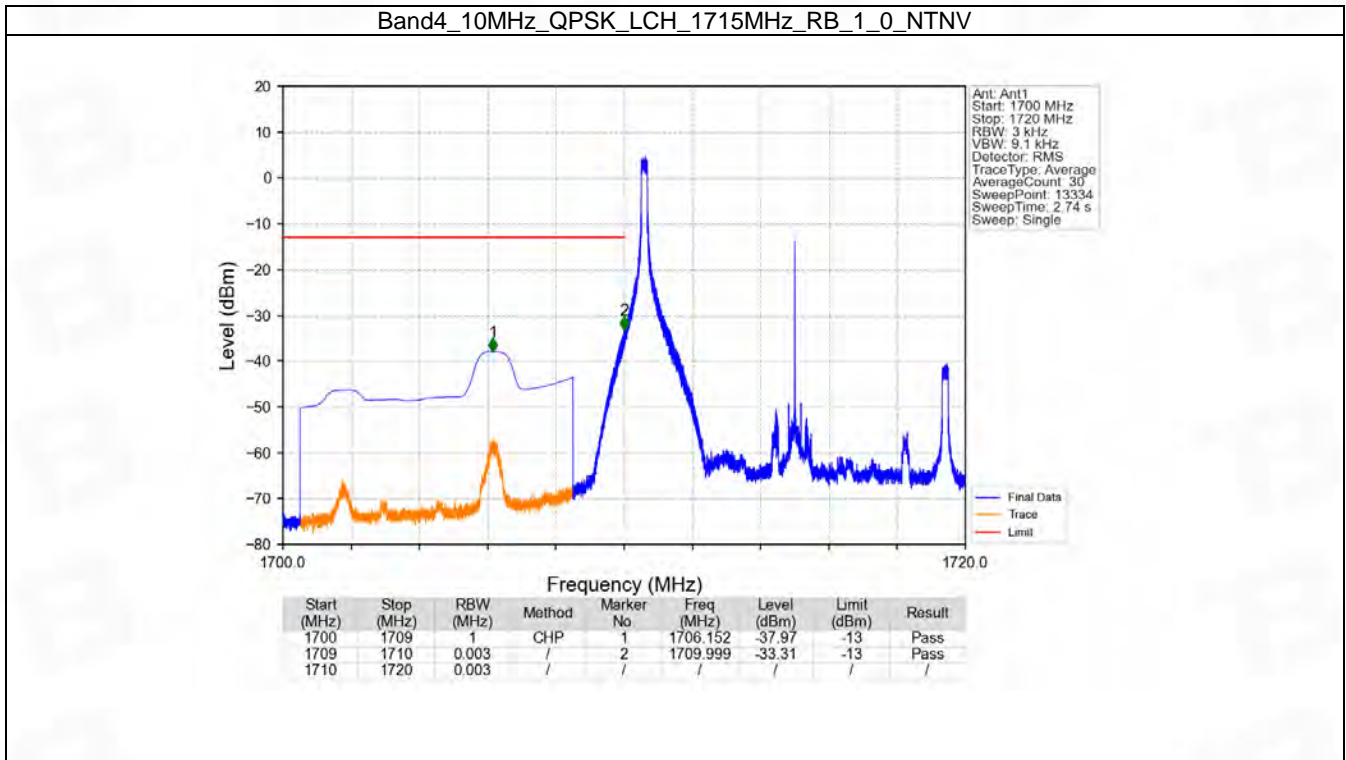


6.4 B4_10MHz

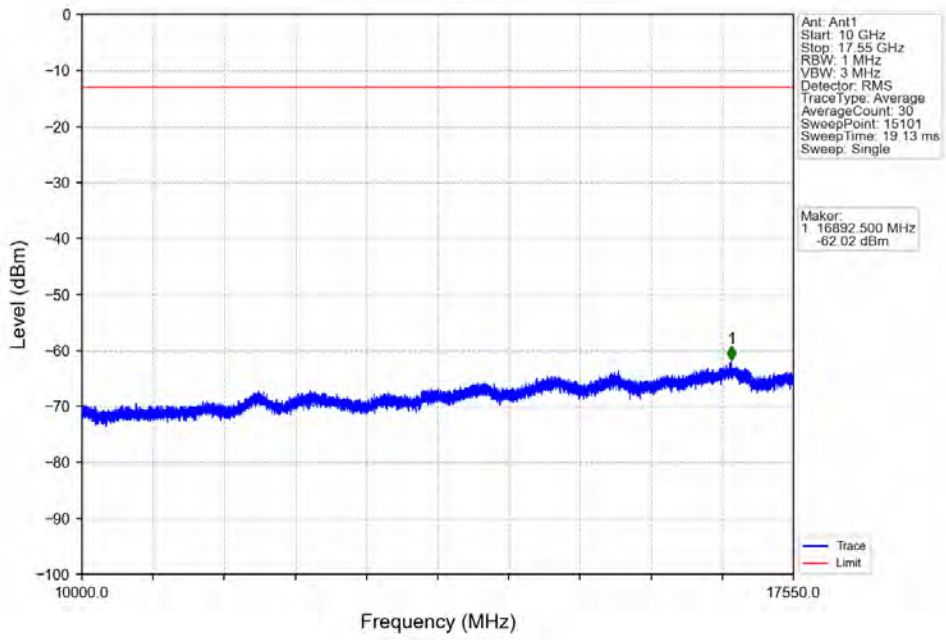
6.4.1 Test Result

Band: 4 / Bandwidth: 10MHz / NTV						
Modulation	Frequency (MHz)	RB Allocation		Spurious Emission		Verdict
		Size	Offset	Result	Limit	
QPSK	1715	1	0	Refer To Test Graph		Pass
		50	0	Refer To Test Graph		Pass
	1732.5	1	0	Refer To Test Graph		Pass
		1750	1	0	Refer To Test Graph	
				49	Refer To Test Graph	
			50	0	Refer To Test Graph	
16QAM	1715	1	0	Refer To Test Graph		Pass
		50	0	Refer To Test Graph		Pass
	1732.5	1	0	Refer To Test Graph		Pass
		1750	1	0	Refer To Test Graph	
				49	Refer To Test Graph	
			50	0	Refer To Test Graph	

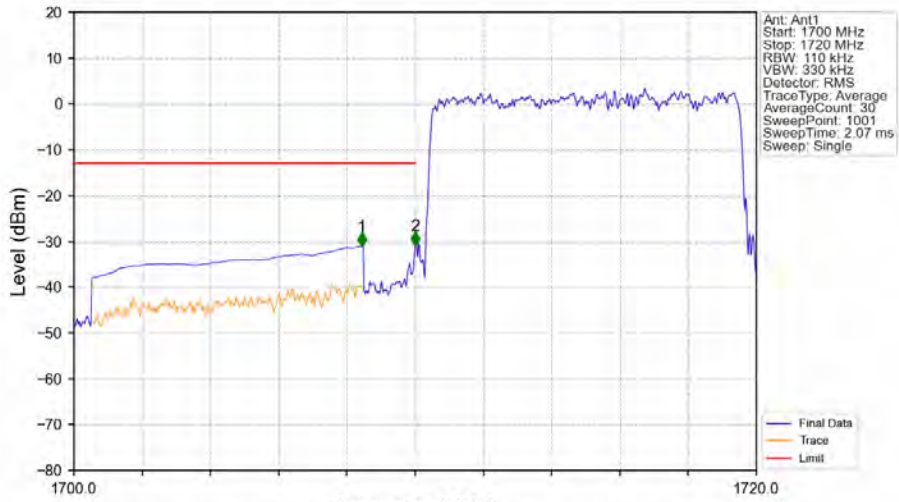
6.4.2 Test Graph



Band4_10MHz_QPSK_LCH_1715MHz_RB_1_0_NTNV

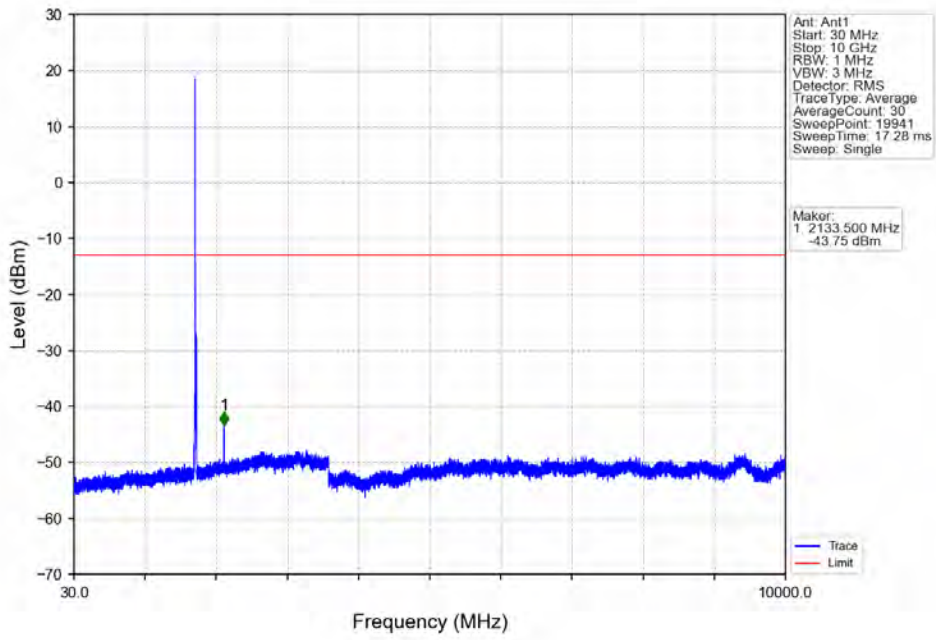


Band4_10MHz_QPSK_LCH_1715MHz_RB_50_0_NTNV

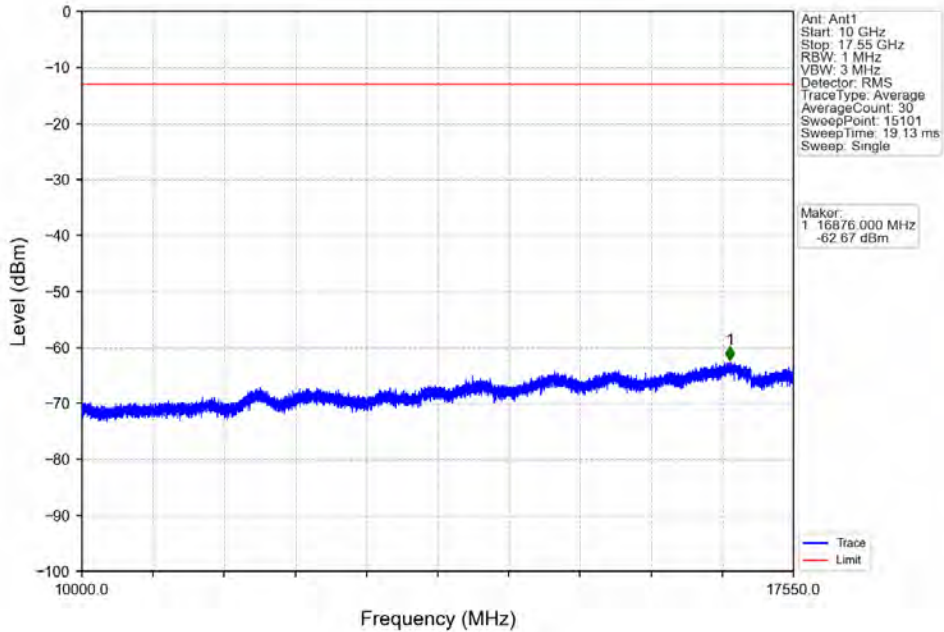


Start (MHz)	Stop (MHz)	RBW (MHz)	Method	Marker No	Freq (MHz)	Level (dBm)	Limit (dBm)	Result
1700	1709	1	CHP	1	1708.440	-31.11	-13	Pass
1709	1710	0.11	/	2	1710.000	-31.03	-13	Pass
1710	1720	0.11	/	/	/	/	/	/

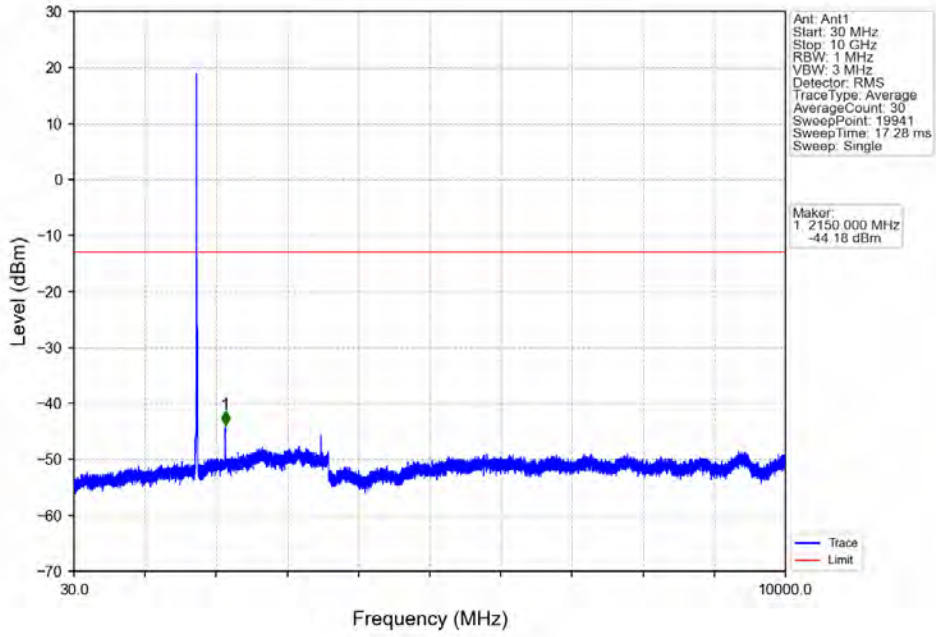
Band4_10MHz_QPSK_MCH_1732.5MHz_RB_1_0_NTNV



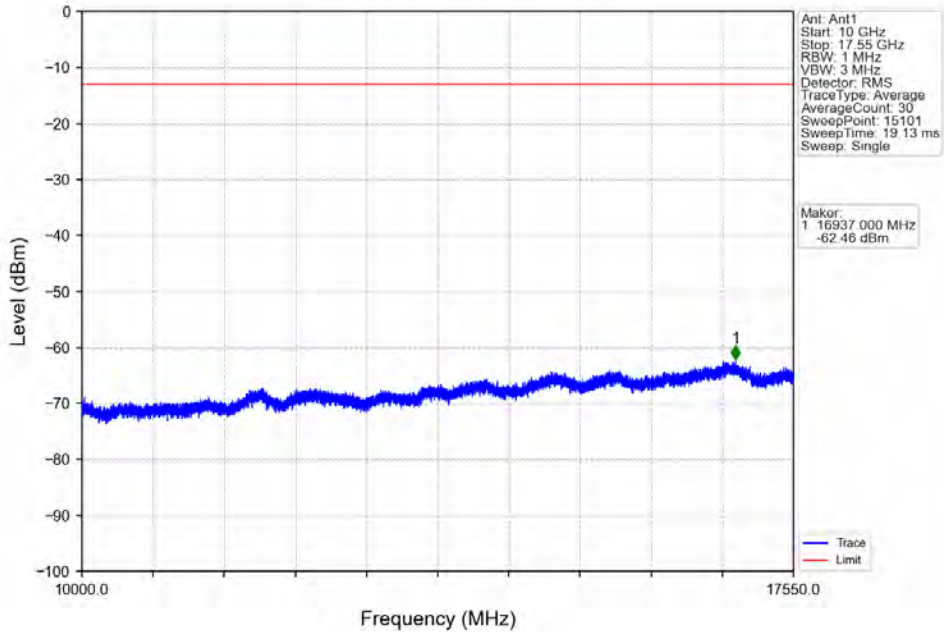
Band4_10MHz_QPSK_MCH_1732.5MHz_RB_1_0_NTNV



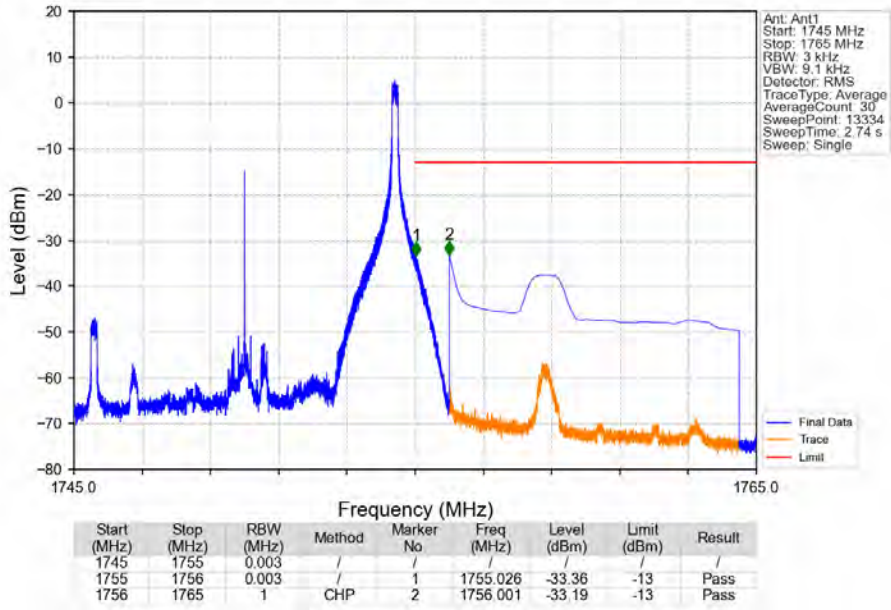
Band4_10MHz_QPSK_HCH_1750MHz_RB_1_0_NTNV



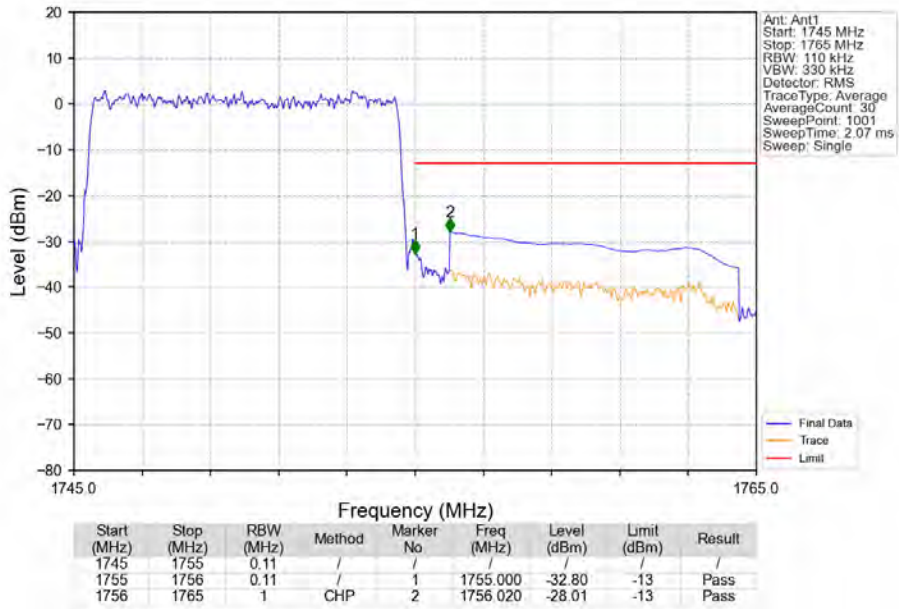
Band4_10MHz_QPSK_HCH_1750MHz_RB_1_0_NTNV



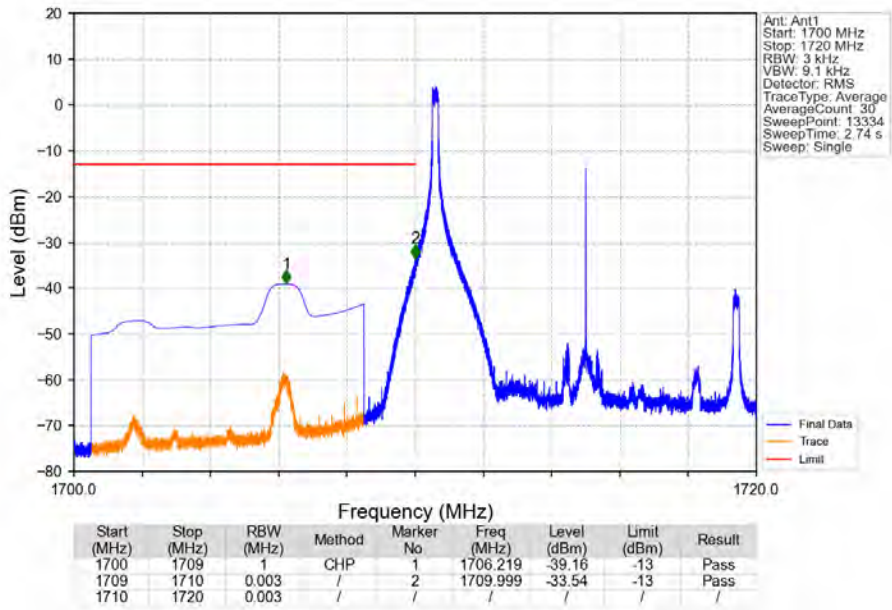
Band4_10MHz_QPSK_HCH_1750MHz_RB_1_49_NTNV



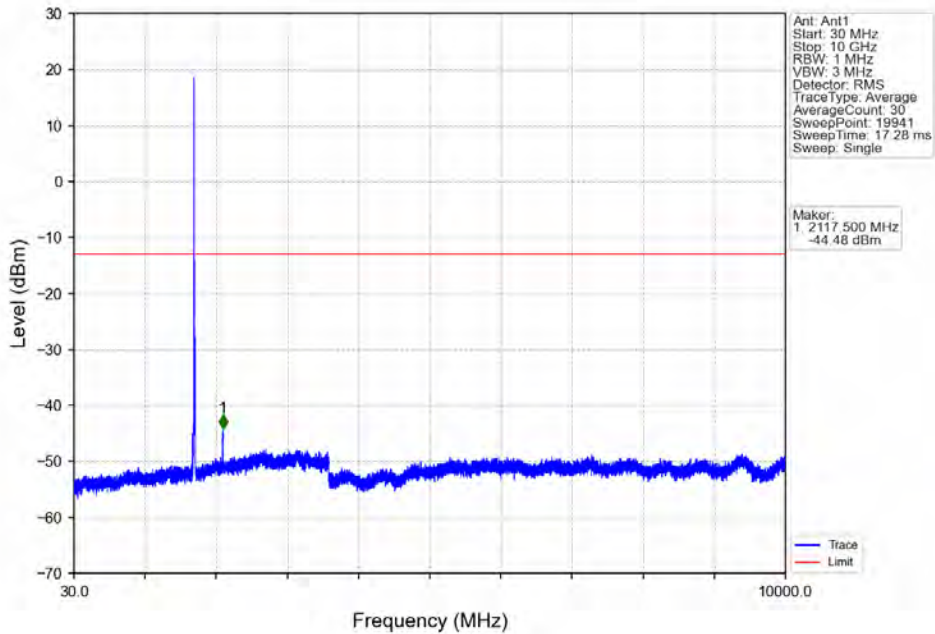
Band4_10MHz_QPSK_HCH_1750MHz_RB_50_0_NTNV



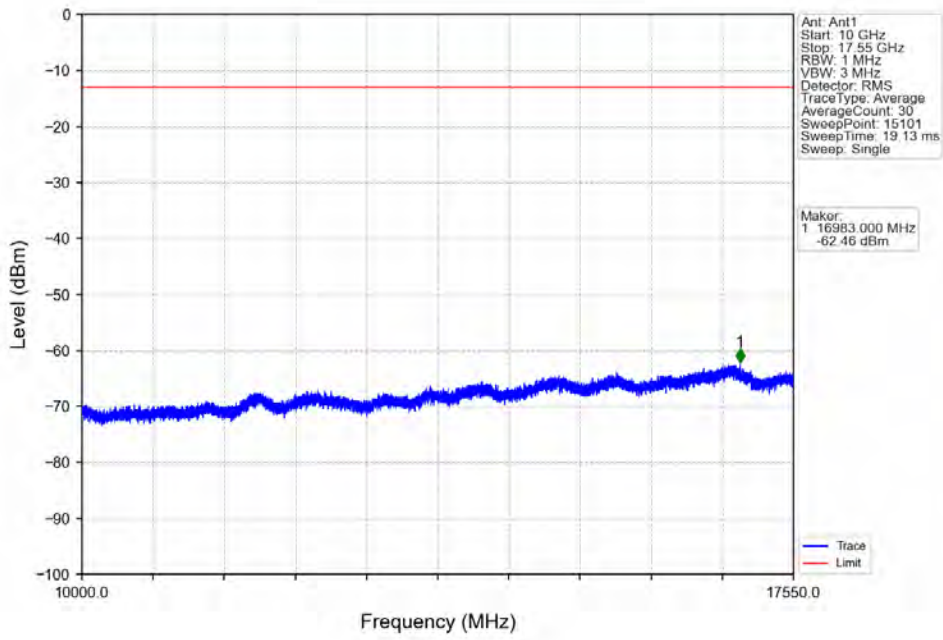
Band4_10MHz_16QAM_LCH_1715MHz_RB_1_0_NTNV



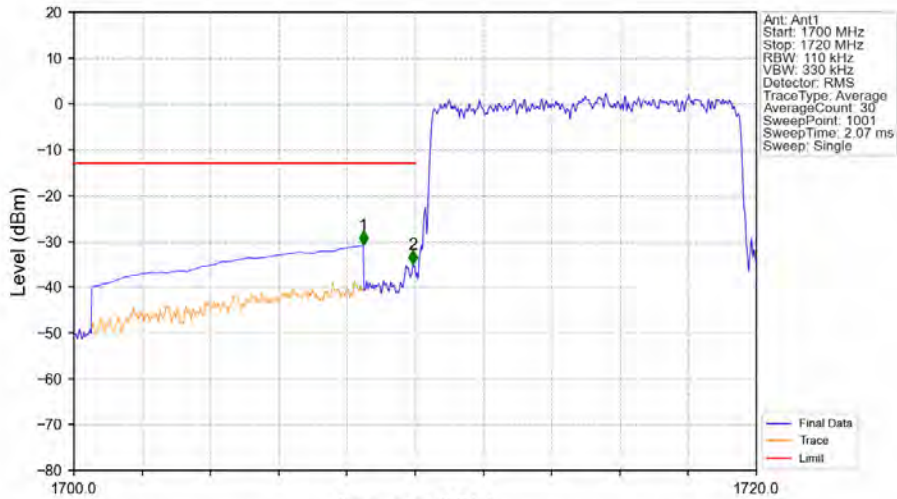
Band4_10MHz_16QAM_LCH_1715MHz_RB_1_0_NTNV



Band4_10MHz_16QAM_LCH_1715MHz_RB_1_0_NTNV

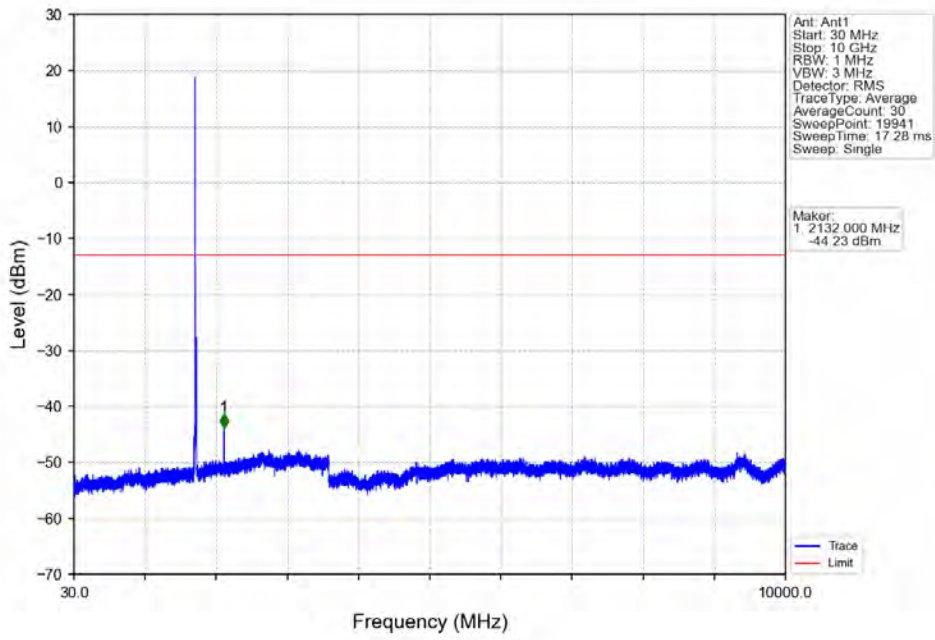


Band4_10MHz_16QAM_LCH_1715MHz_RB_50_0_NTNV

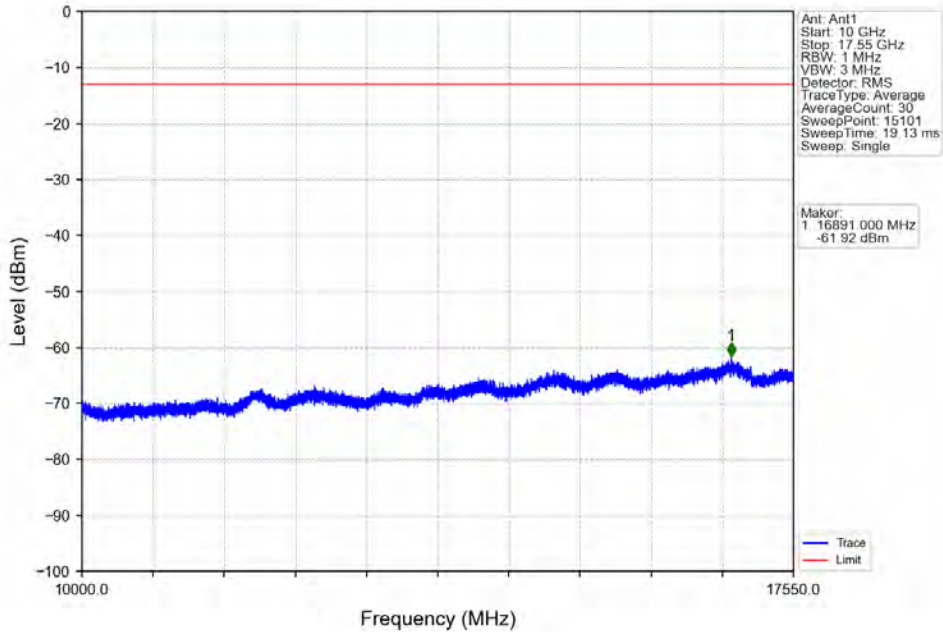


Start (MHz)	Stop (MHz)	RBW (MHz)	Method	Marker No	Freq (MHz)	Level (dBm)	Limit (dBm)	Result
1700	1709	1	CHP	1	1708.480	-30.87	-13	Pass
1709	1710	0.11	/	2	1709.940	-35.08	-13	Pass
1710	1720	0.11	/	/	/	/	/	/

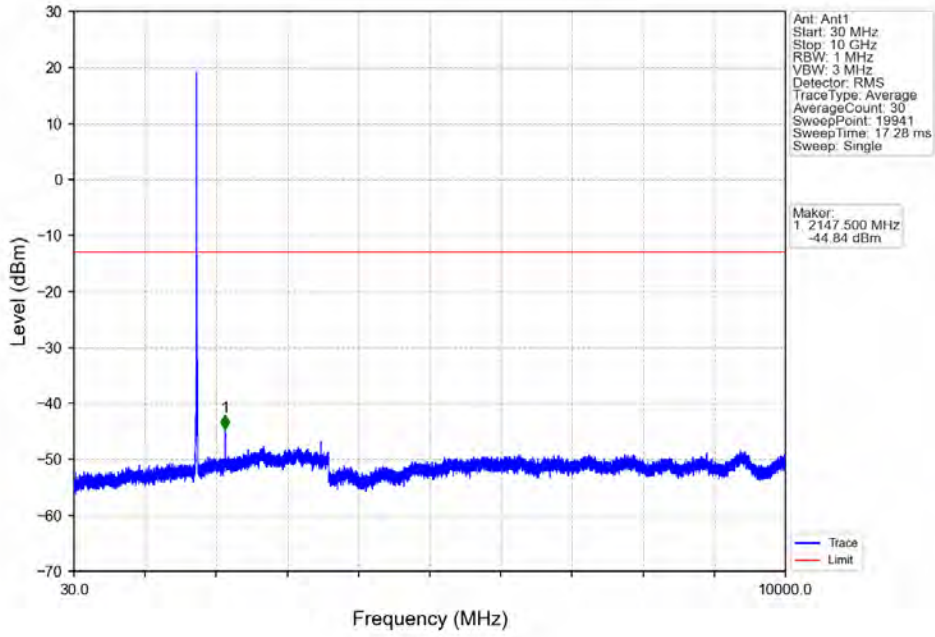
Band4_10MHz_16QAM_MCH_1732.5MHz_RB_1_0_NTNV



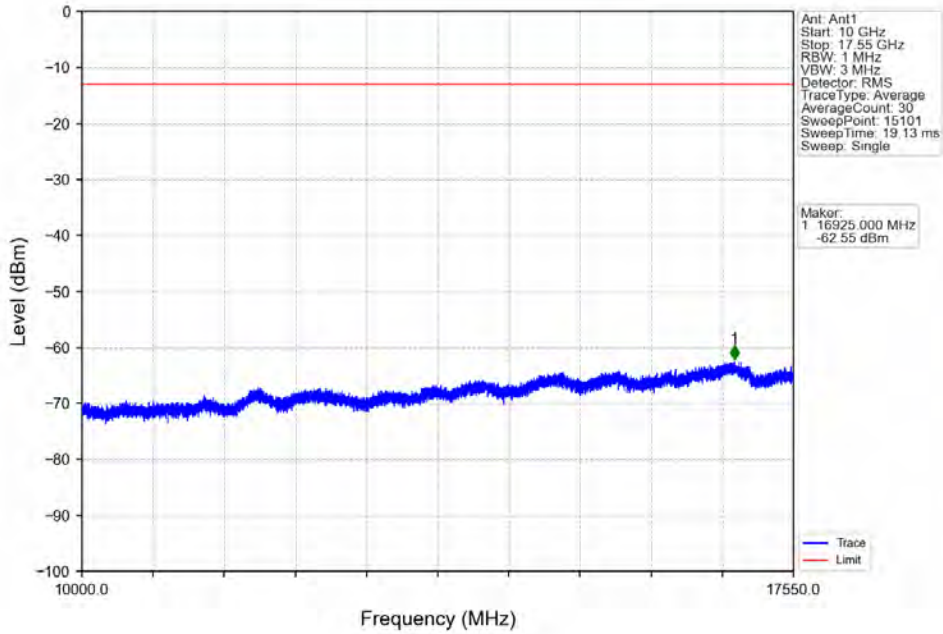
Band4_10MHz_16QAM_MCH_1732.5MHz_RB_1_0_NTNV



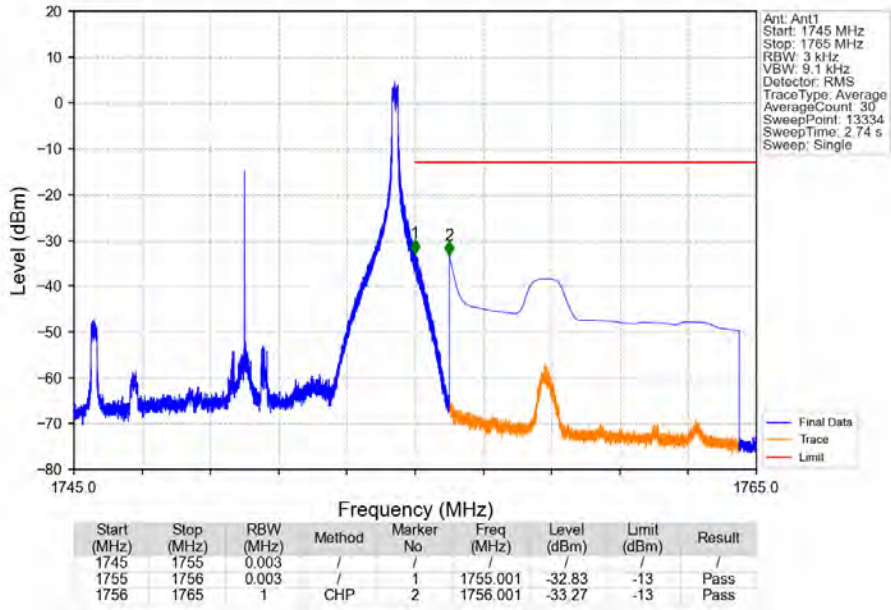
Band4_10MHz_16QAM_HCH_1750MHz_RB_1_0_NTNV



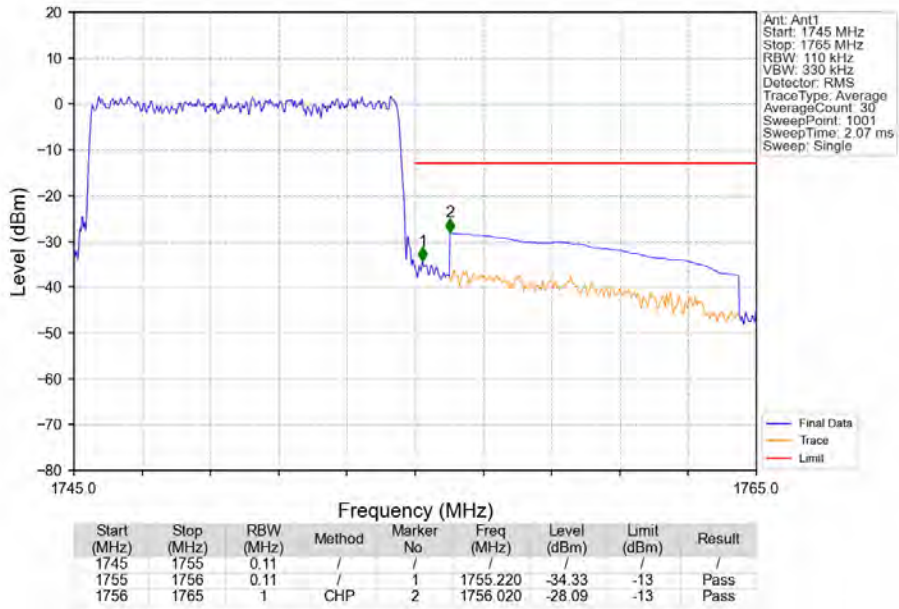
Band4_10MHz_16QAM_HCH_1750MHz_RB_1_0_NTNV



Band4_10MHz_16QAM_HCH_1750MHz_RB_1_49_NTNV



Band4_10MHz_16QAM_HCH_1750MHz_RB_50_0_NTNV

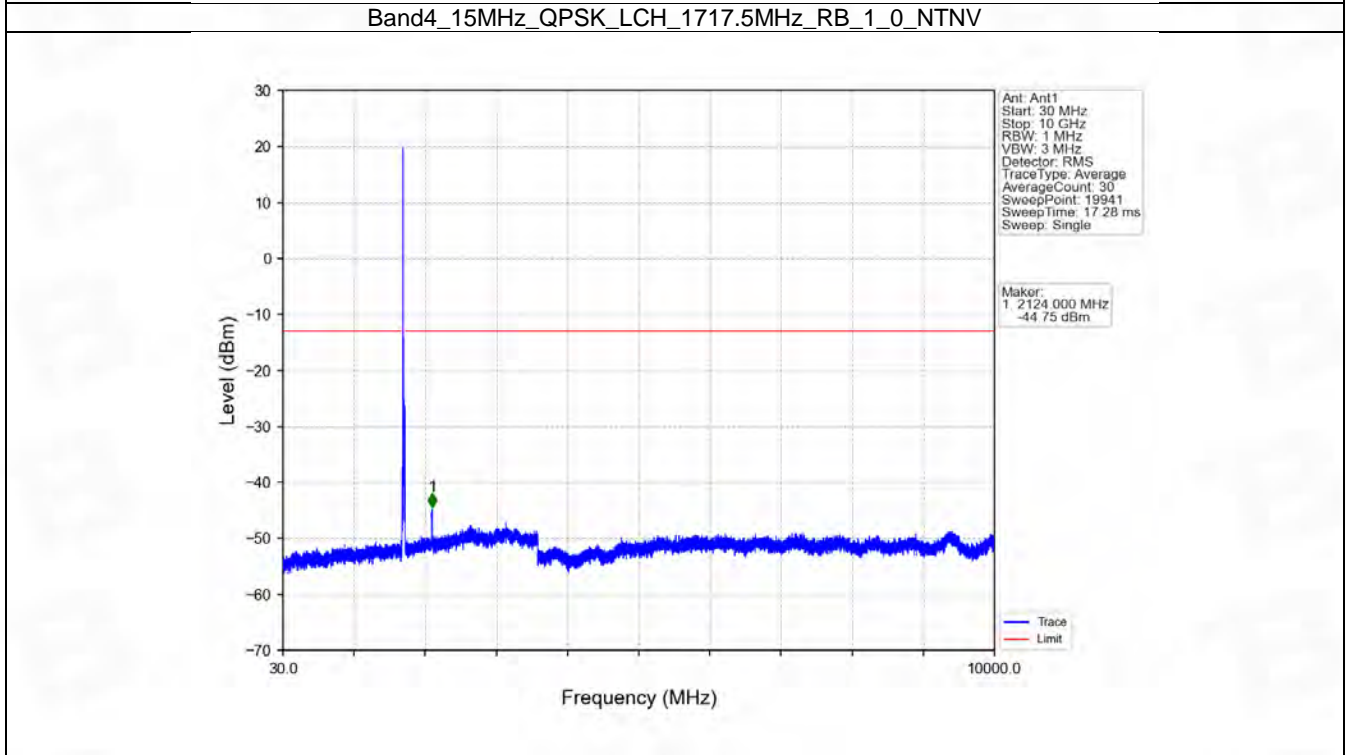
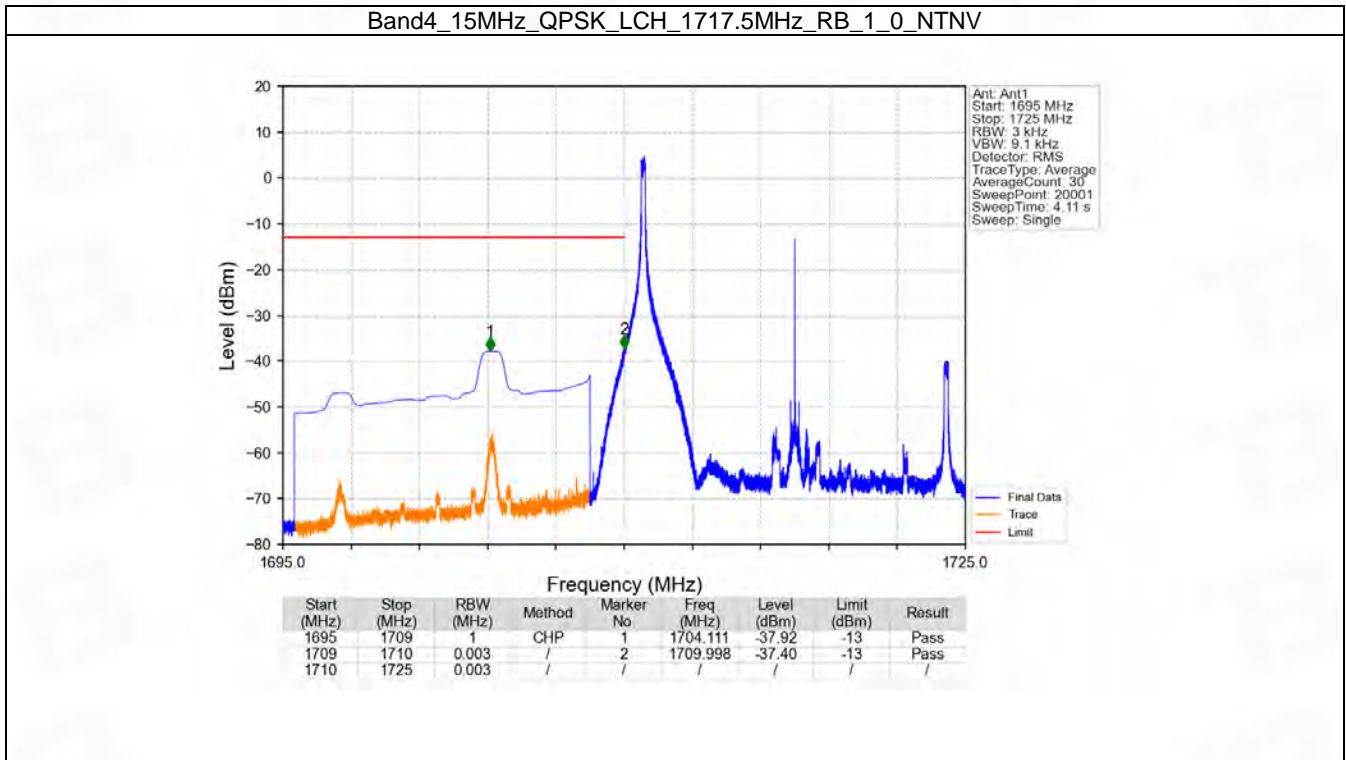


6.5 B4_15MHz

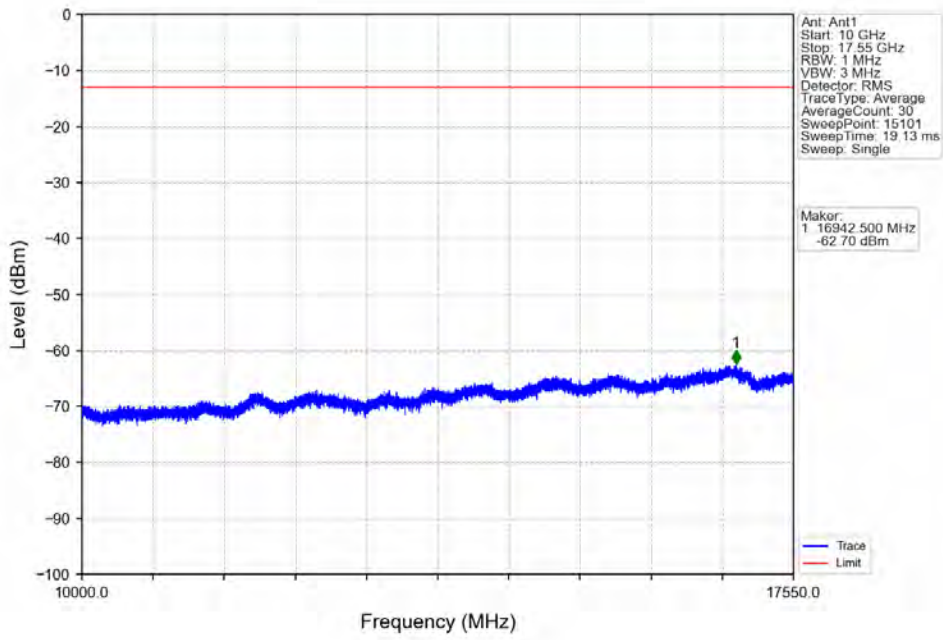
6.5.1 Test Result

Band: 4 / Bandwidth: 15MHz / NTV						
Modulation	Frequency (MHz)	RB Allocation		Spurious Emission		Verdict
		Size	Offset	Result	Limit	
QPSK	1717.5	1	0	Refer To Test Graph		Pass
		75	0	Refer To Test Graph		Pass
	1747.5	1	0	Refer To Test Graph		Pass
		1	0	Refer To Test Graph		Pass
			74	Refer To Test Graph		Pass
		75	0	Refer To Test Graph		Pass
16QAM	1717.5	1	0	Refer To Test Graph		Pass
		75	0	Refer To Test Graph		Pass
	1747.5	1	0	Refer To Test Graph		Pass
		1	0	Refer To Test Graph		Pass
			74	Refer To Test Graph		Pass
		75	0	Refer To Test Graph		Pass

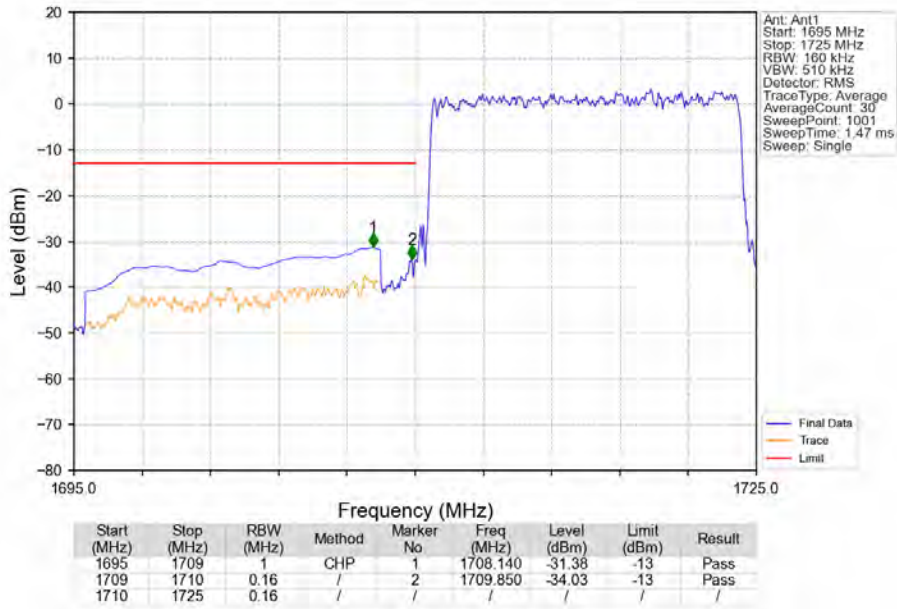
6.5.2 Test Graph



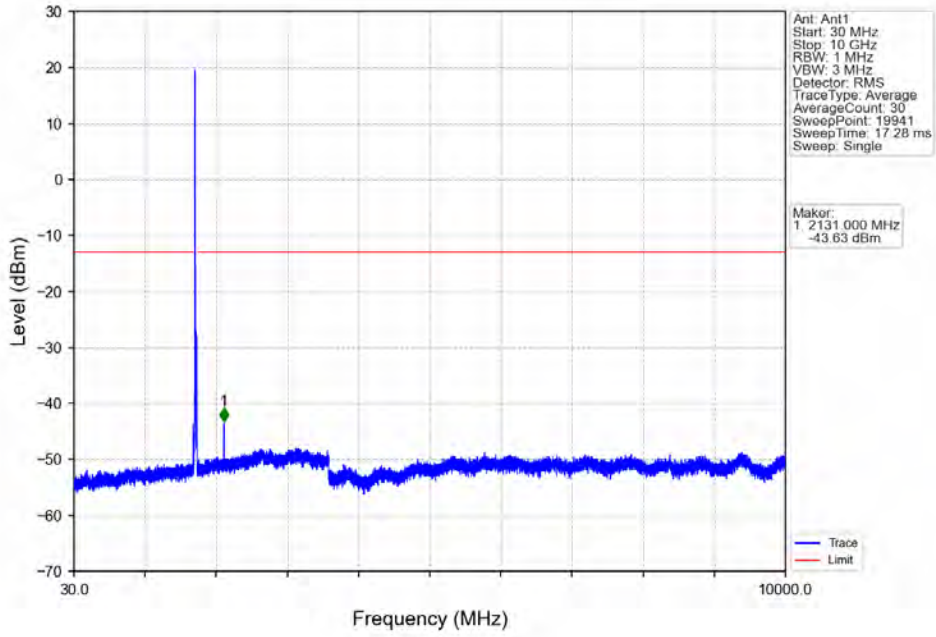
Band4_15MHz_QPSK_LCH_1717.5MHz_RB_1_0_NTNV



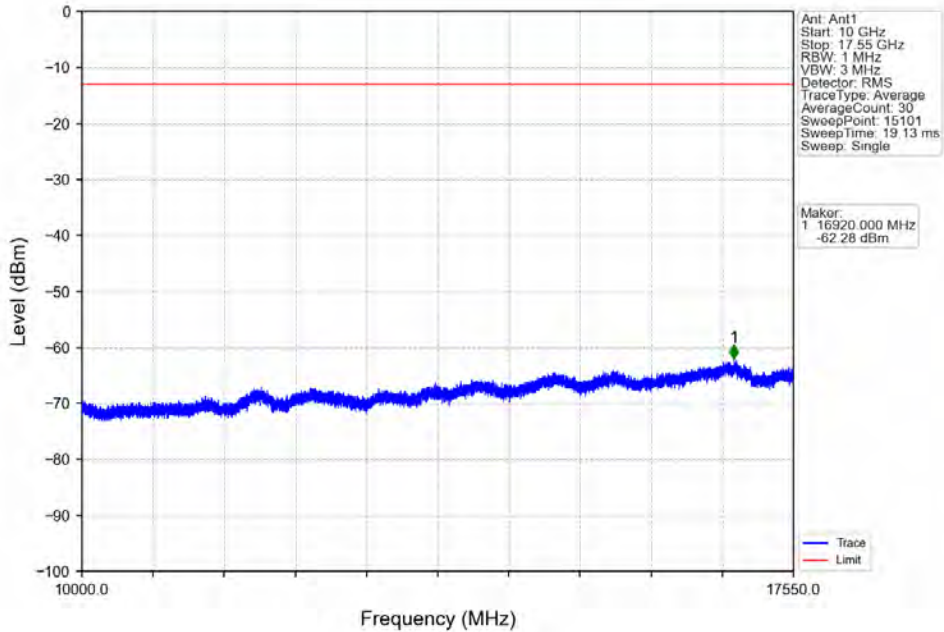
Band4_15MHz_QPSK_LCH_1717.5MHz_RB_75_0_NTNV



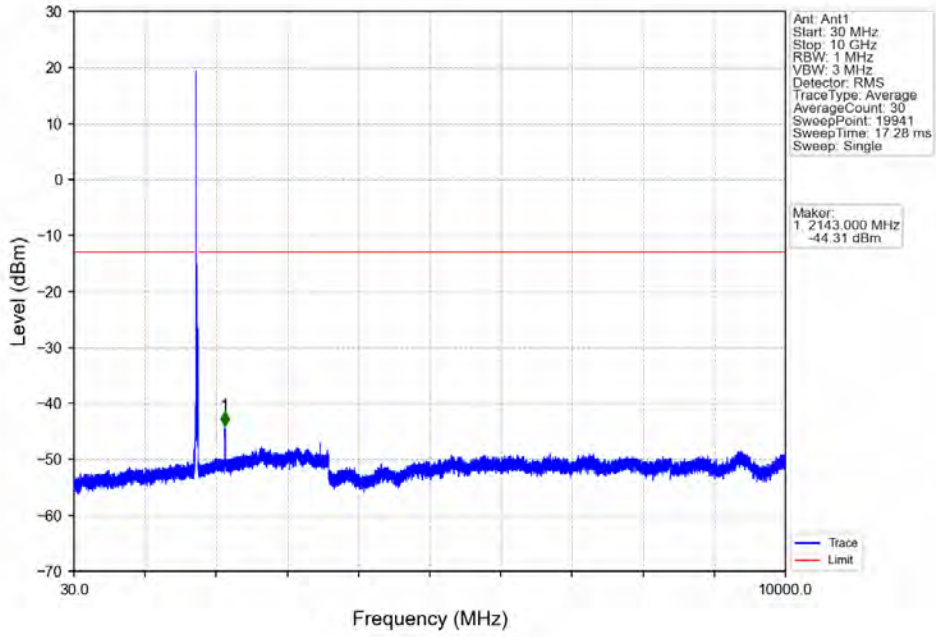
Band4_15MHz_QPSK_MCH_1732.5MHz_RB_1_0_NTNV



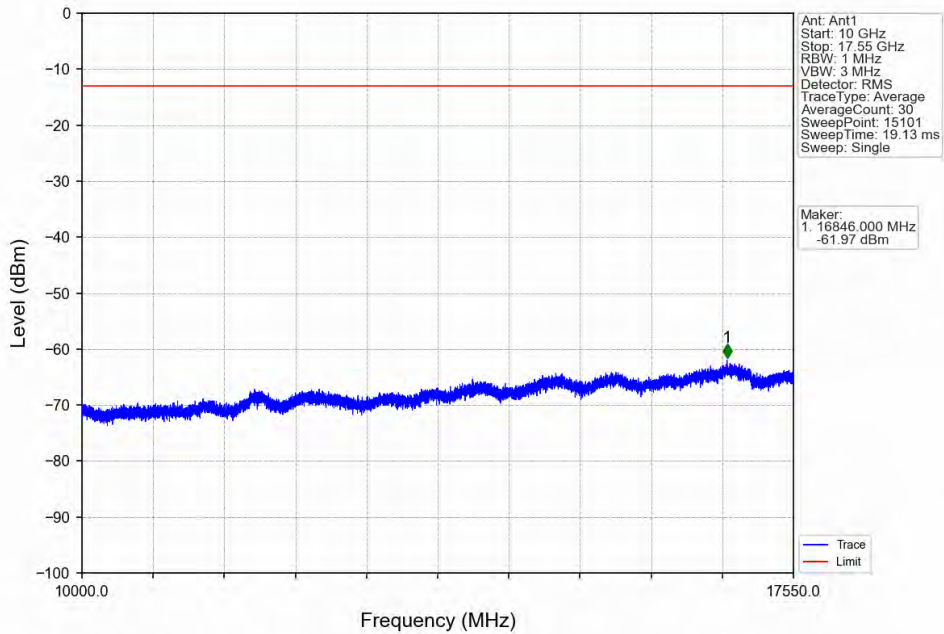
Band4_15MHz_QPSK_MCH_1732.5MHz_RB_1_0_NTNV



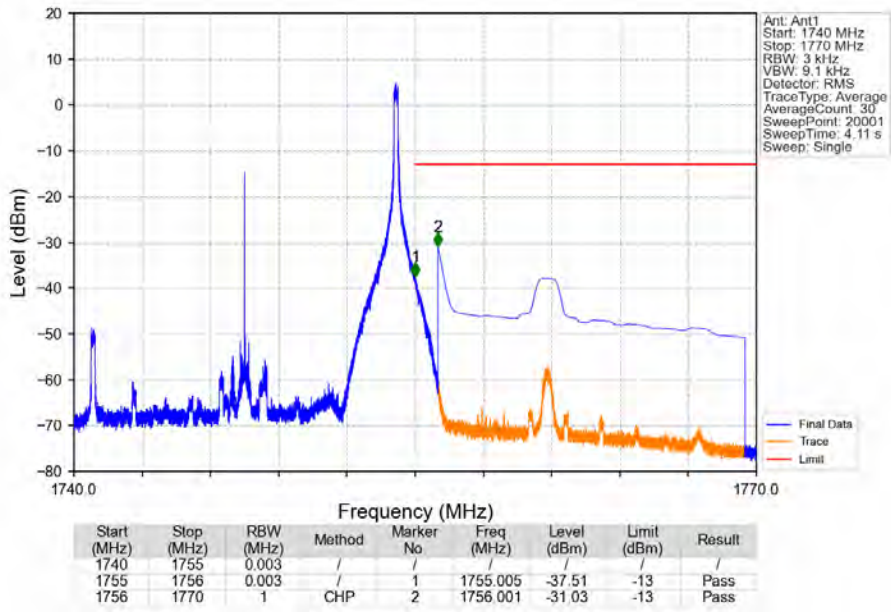
Band4_15MHz_QPSK_HCH_1747.5MHz_RB_1_0_NTNV



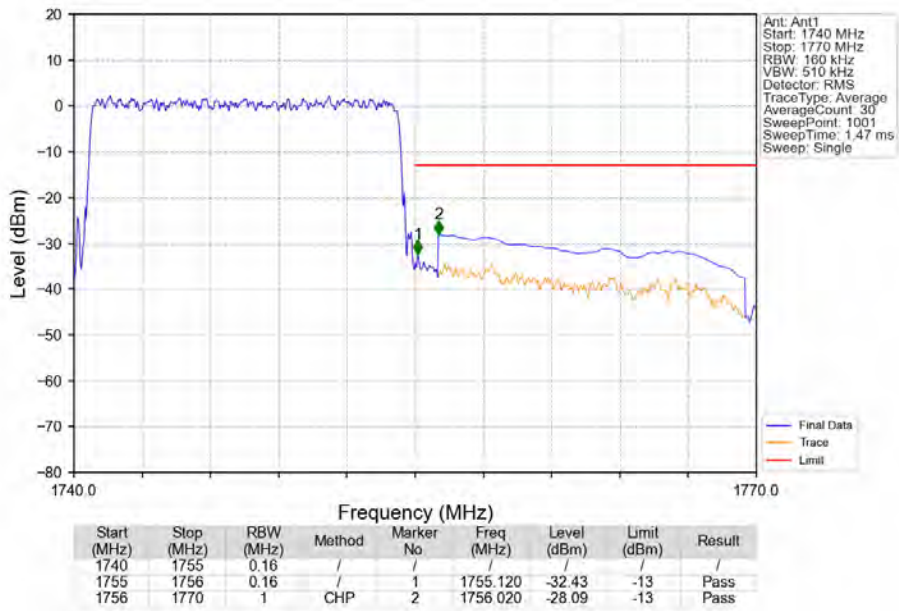
Band4_15MHz_QPSK_HCH_1747.5MHz_RB_1_0_NTNV



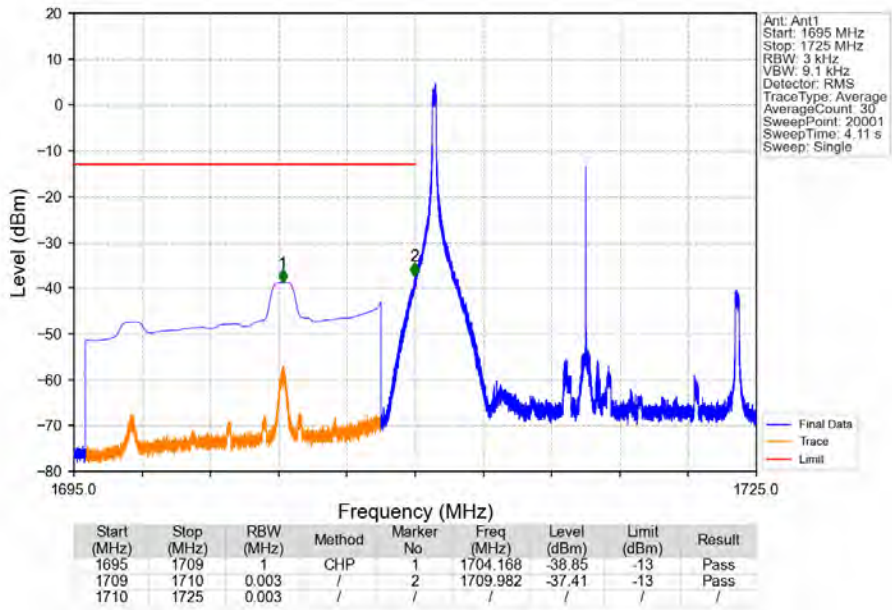
Band4_15MHz_QPSK_HCH_1747.5MHz_RB_1_74_NTV



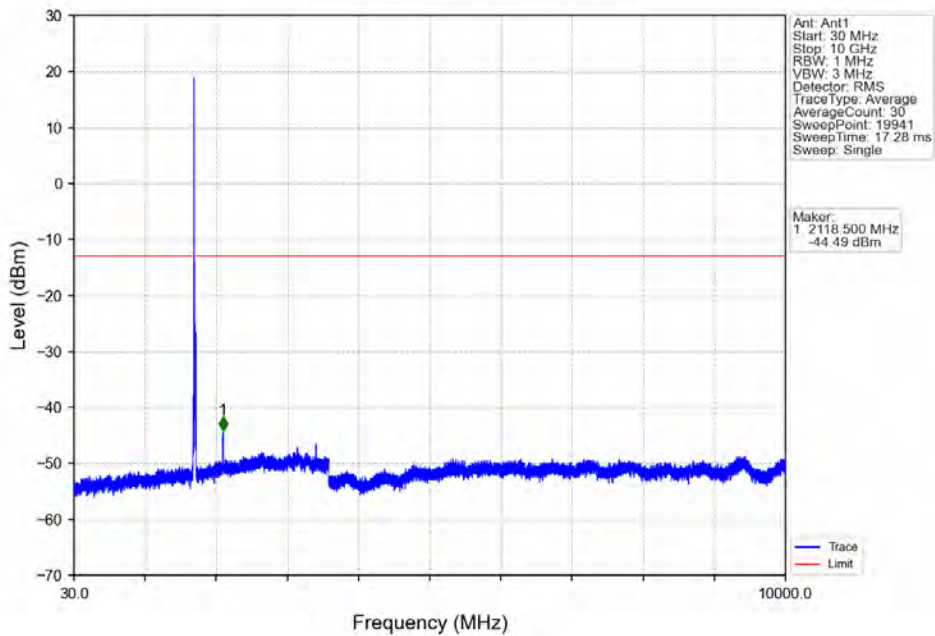
Band4_15MHz_QPSK_HCH_1747.5MHz_RB_75_0_NTV



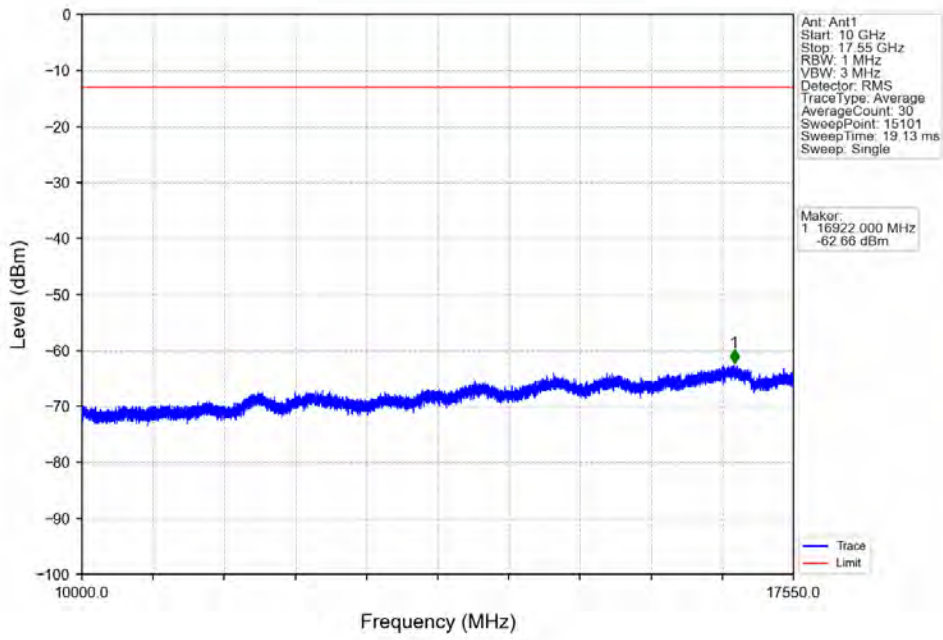
Band4_15MHz_16QAM_LCH_1717.5MHz_RB_1_0_NTNV



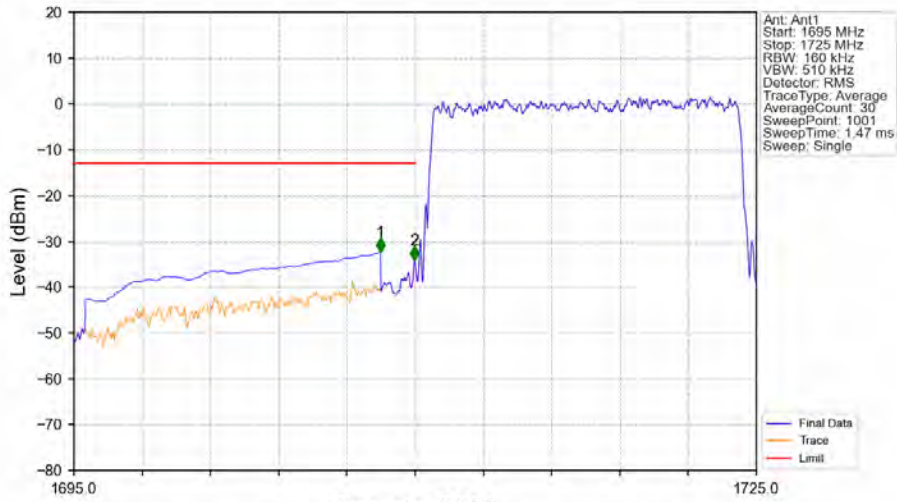
Band4_15MHz_16QAM_LCH_1717.5MHz_RB_1_0_NTNV



Band4_15MHz_16QAM_LCH_1717.5MHz_RB_1_0_NTNV

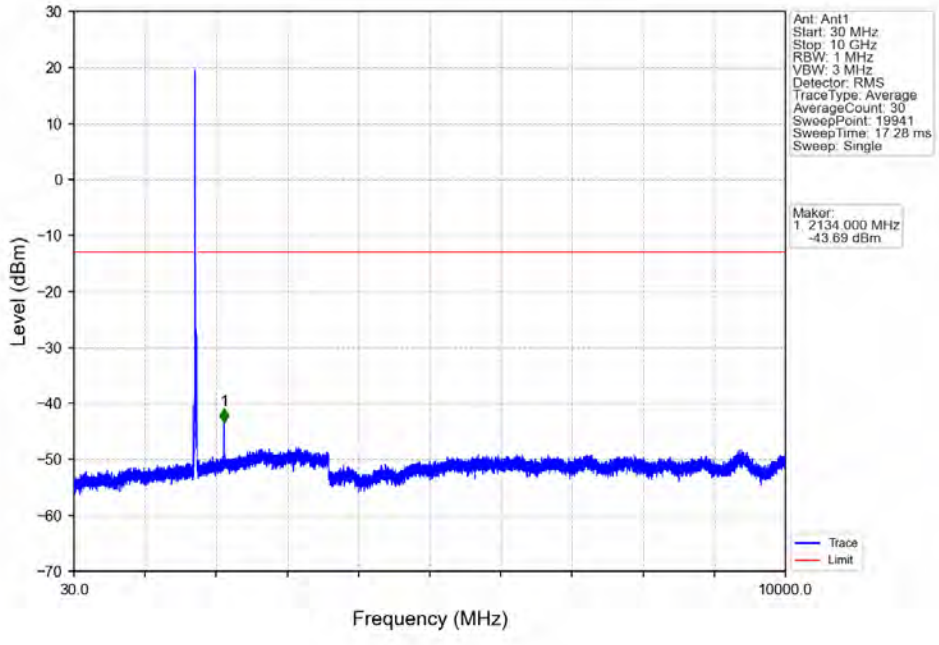


Band4_15MHz_16QAM_LCH_1717.5MHz_RB_75_0_NTNV

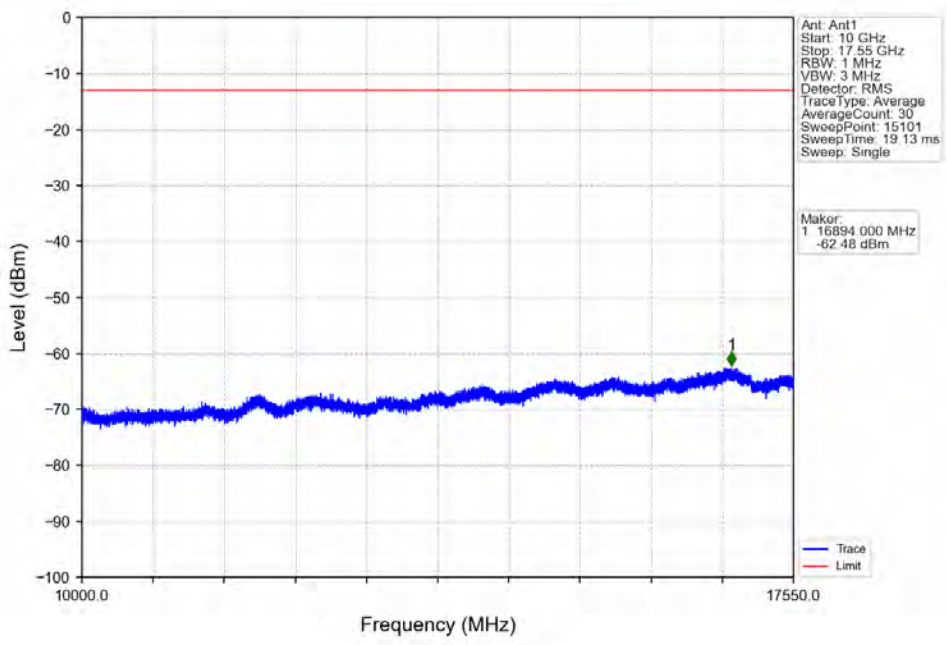


Start (MHz)	Stop (MHz)	RBW (MHz)	Method	Marker No	Freq (MHz)	Level (dBm)	Limit (dBm)	Result
1695	1709	1	CHP	1	1708.470	-32.39	-13	Pass
1709	1710	0.16	/	2	1709.970	-34.11	-13	Pass
1710	1725	0.16	/	/	/	/	/	/

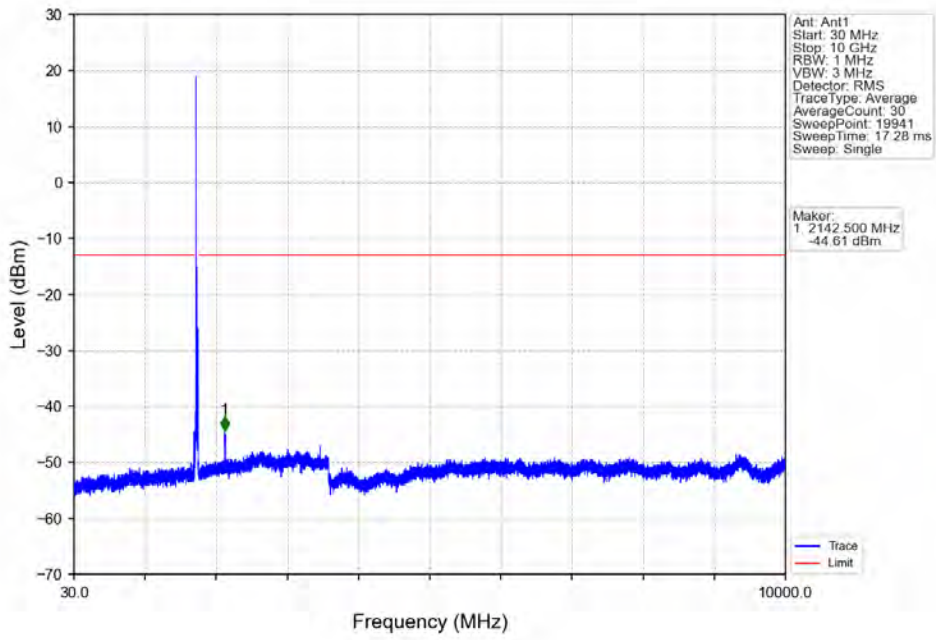
Band4_15MHz_16QAM_MCH_1732.5MHz_RB_1_0_NTNV



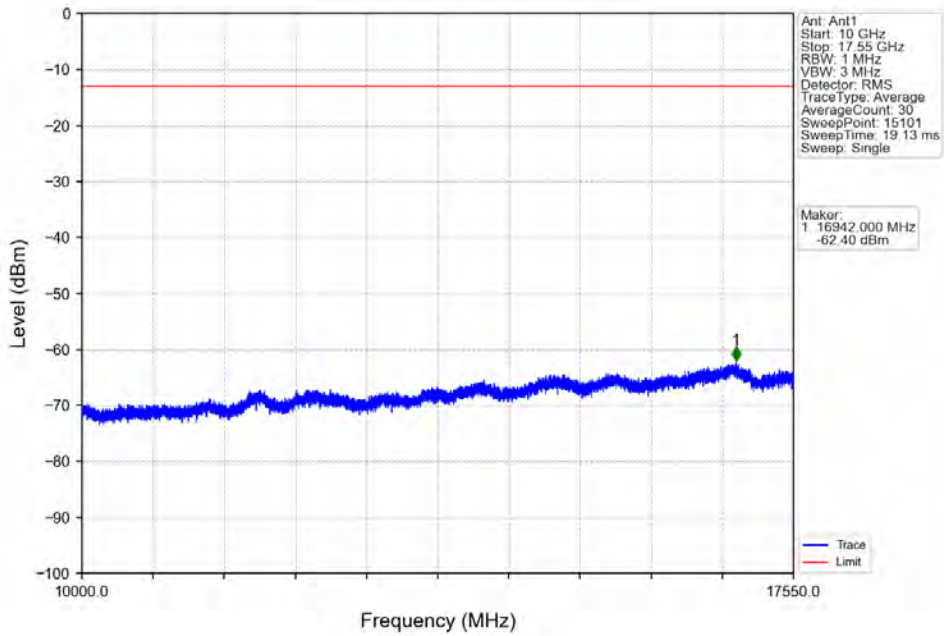
Band4_15MHz_16QAM_MCH_1732.5MHz_RB_1_0_NTNV



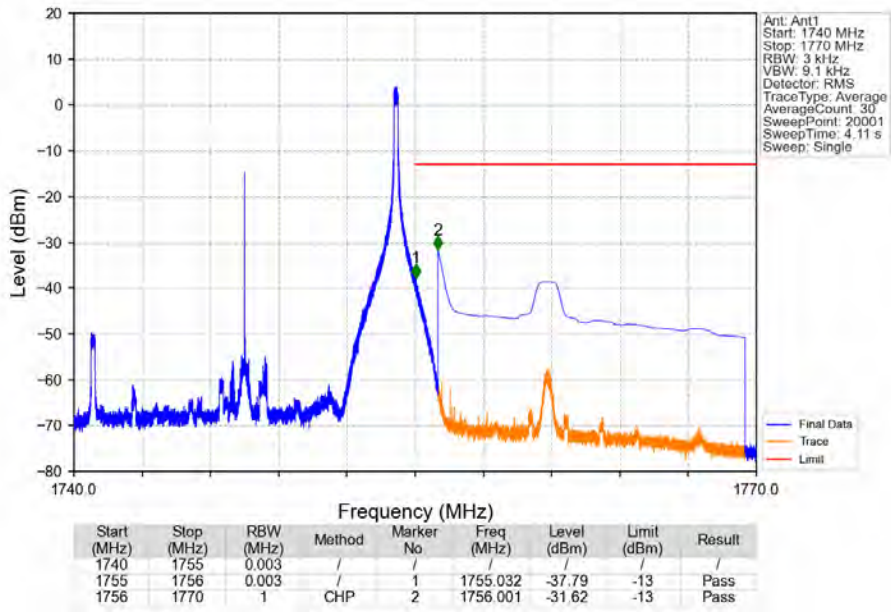
Band4_15MHz_16QAM_HCH_1747.5MHz_RB_1_0_NTNV



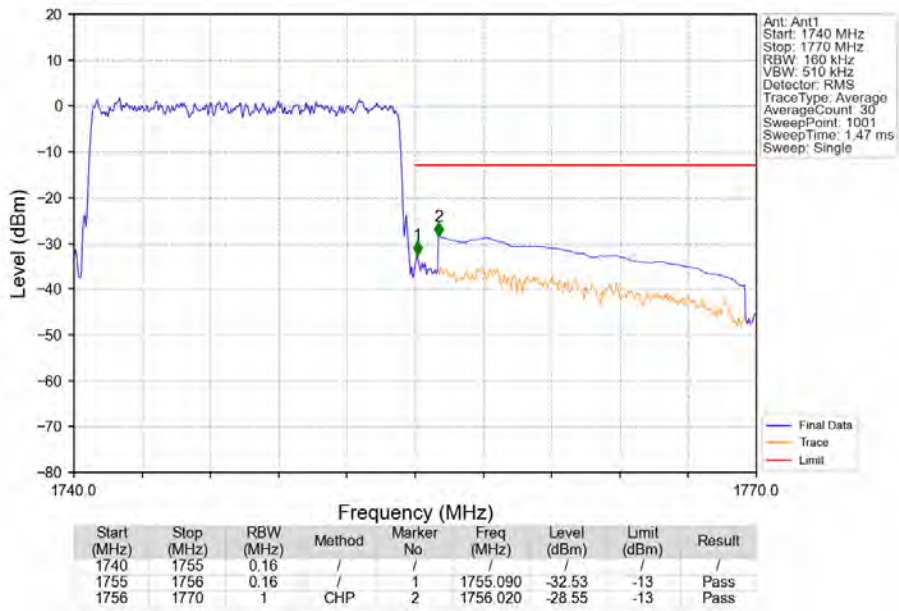
Band4_15MHz_16QAM_HCH_1747.5MHz_RB_1_0_NTNV



Band4_15MHz_16QAM_HCH_1747.5MHz_RB_1_74_NTNV



Band4_15MHz_16QAM_HCH_1747.5MHz_RB_75_0_NTNV

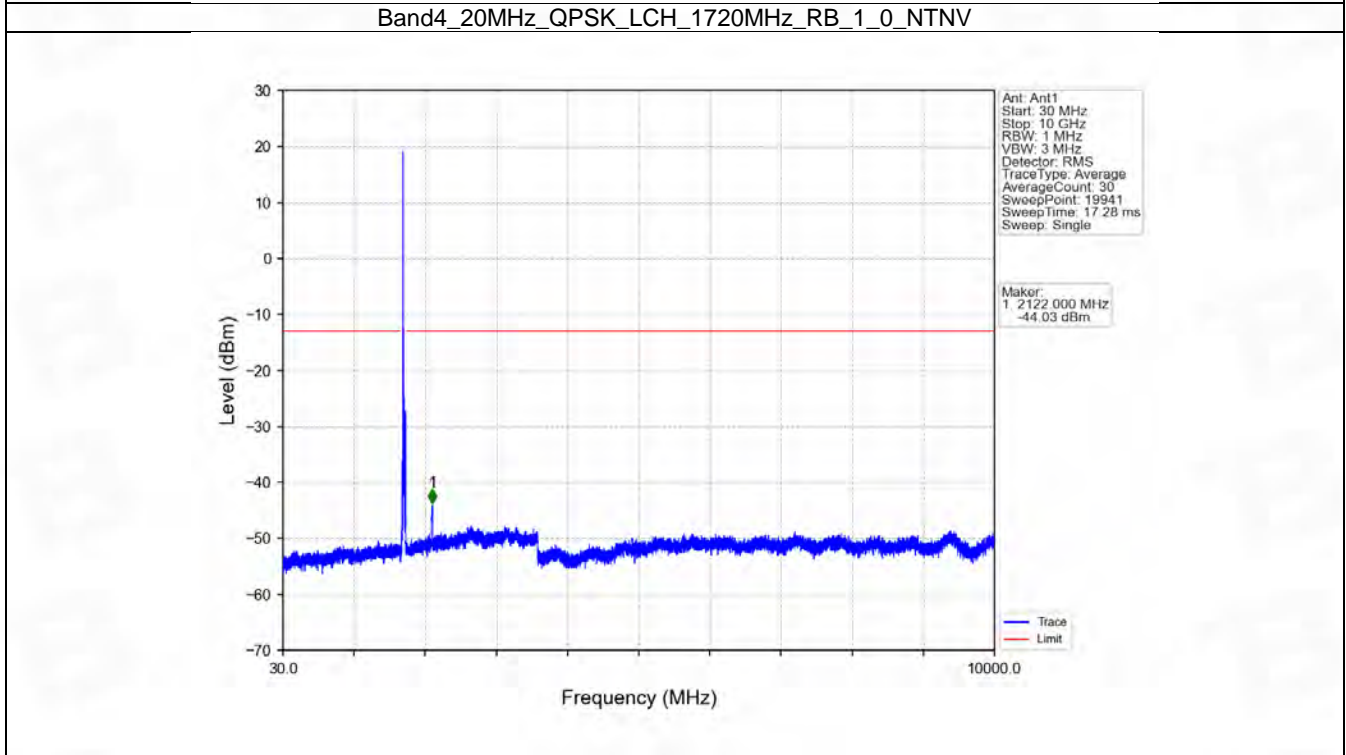
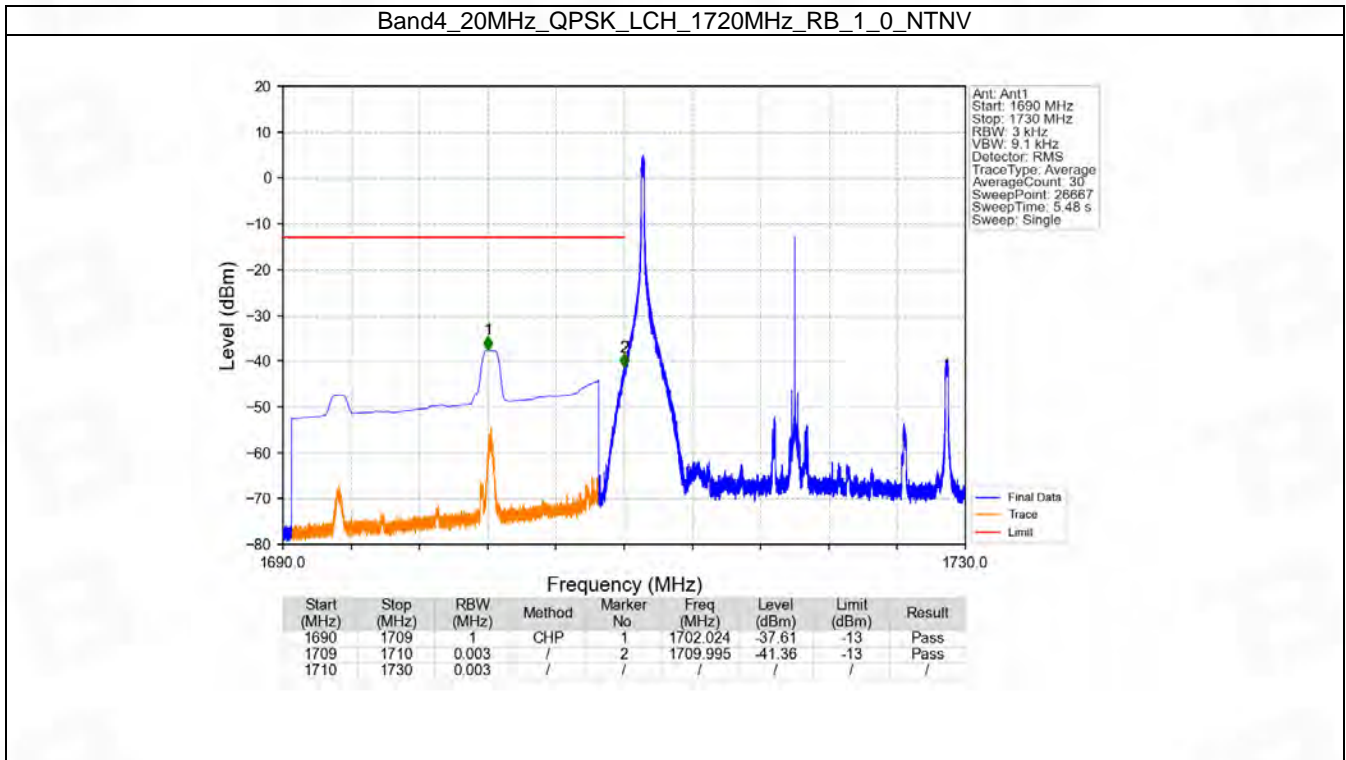


6.6 B4_20MHz

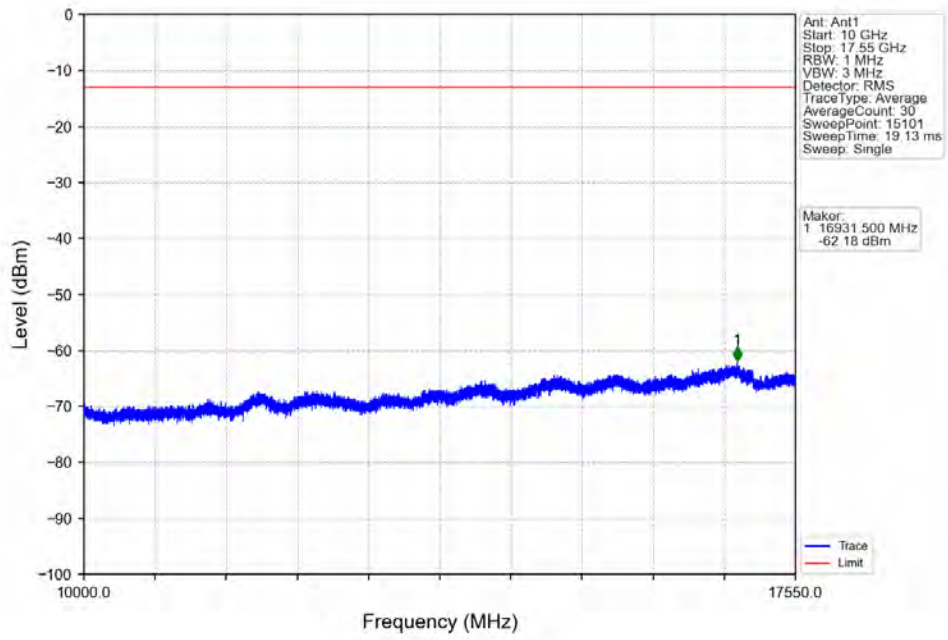
6.6.1 Test Result

Band: 4 / Bandwidth: 20MHz / NTV							
Modulation	Frequency (MHz)	RB Allocation		Spurious Emission		Verdict	
		Size	Offset	Result	Limit		
QPSK	1720	1	0	Refer To Test Graph		Pass	
		100	0	Refer To Test Graph		Pass	
	1745	1		0	Refer To Test Graph		Pass
				99	Refer To Test Graph		Pass
		100		0	Refer To Test Graph		Pass
				0	Refer To Test Graph		Pass
16QAM	1720	1	0	Refer To Test Graph		Pass	
		100	0	Refer To Test Graph		Pass	
	1745	1		0	Refer To Test Graph		Pass
				99	Refer To Test Graph		Pass
		100		0	Refer To Test Graph		Pass
				0	Refer To Test Graph		Pass

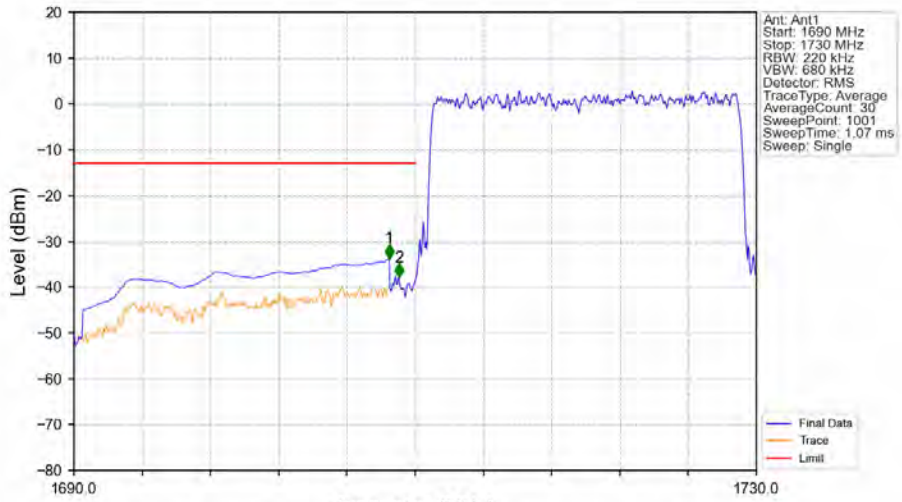
6.6.2 Test Graph



Band4_20MHz_QPSK_LCH_1720MHz_RB_1_0_NTNV

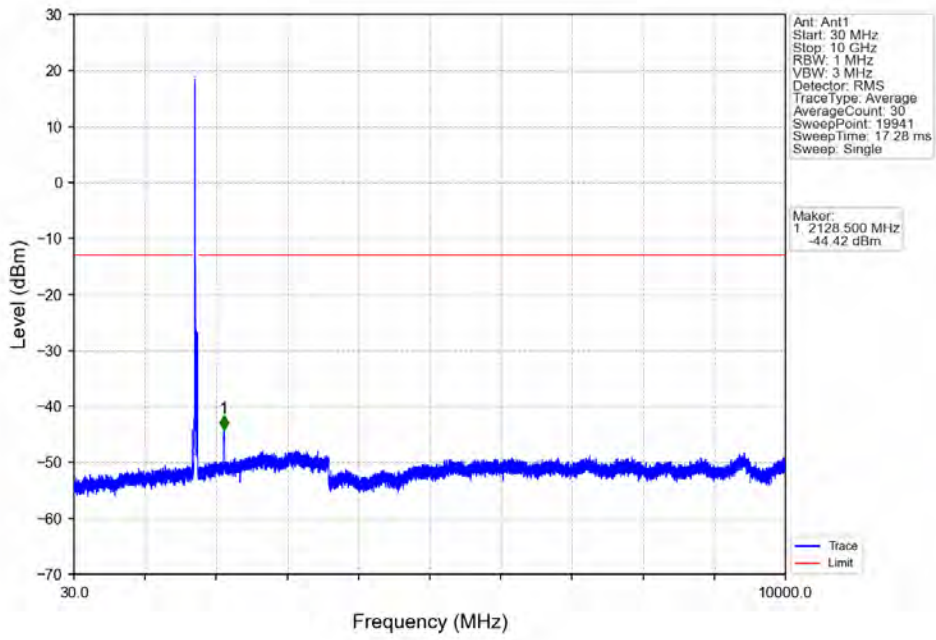


Band4_20MHz_QPSK_LCH_1720MHz_RB_100_0_NTNV

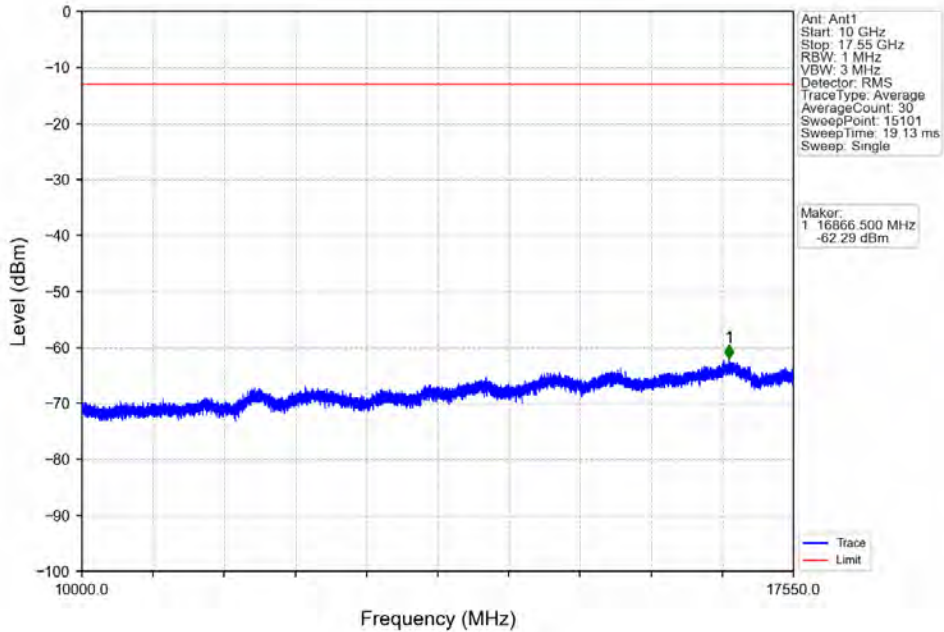


Start (MHz)	Stop (MHz)	RBW (MHz)	Method	Marker No	Freq (MHz)	Level (dBm)	Limit (dBm)	Result
1690	1709	1	CHP	1	1708.480	-33.73	-13	Pass
1709	1710	0.22	/	2	1709.040	-37.90	-13	Pass
1710	1730	0.22	/	/	/	/	/	/

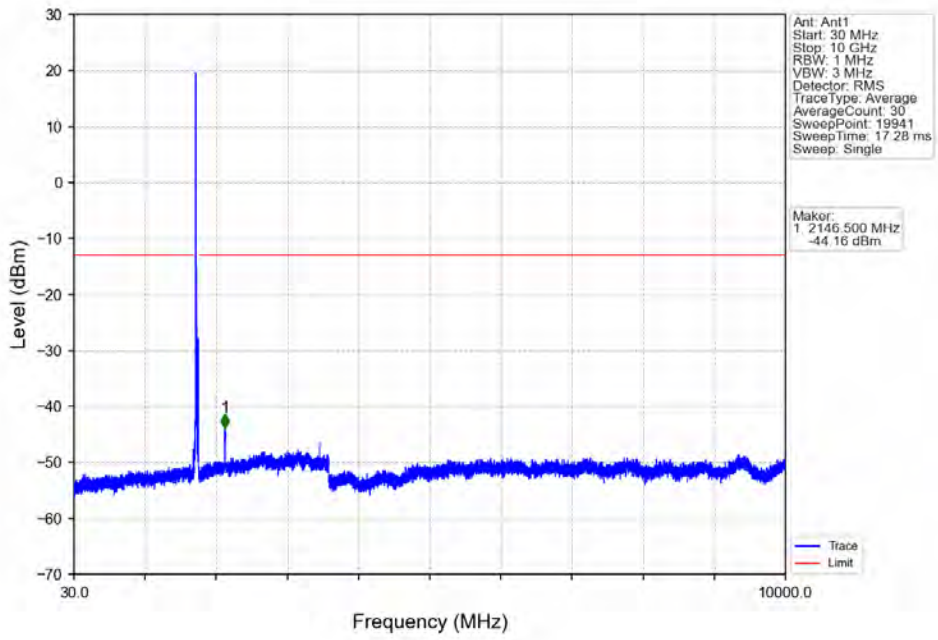
Band4_20MHz_QPSK_MCH_1732.5MHz_RB_1_0_NTNV



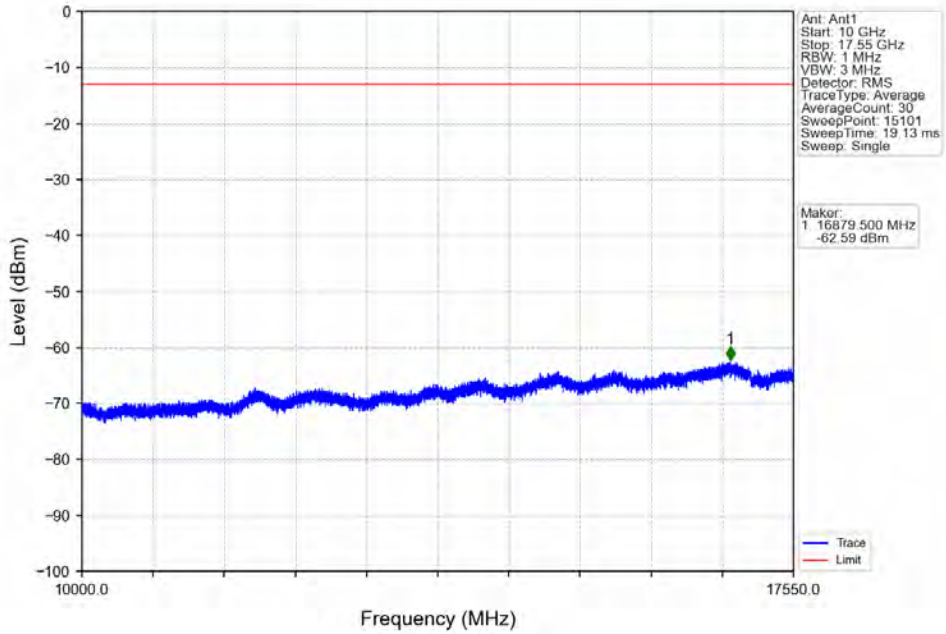
Band4_20MHz_QPSK_MCH_1732.5MHz_RB_1_0_NTNV



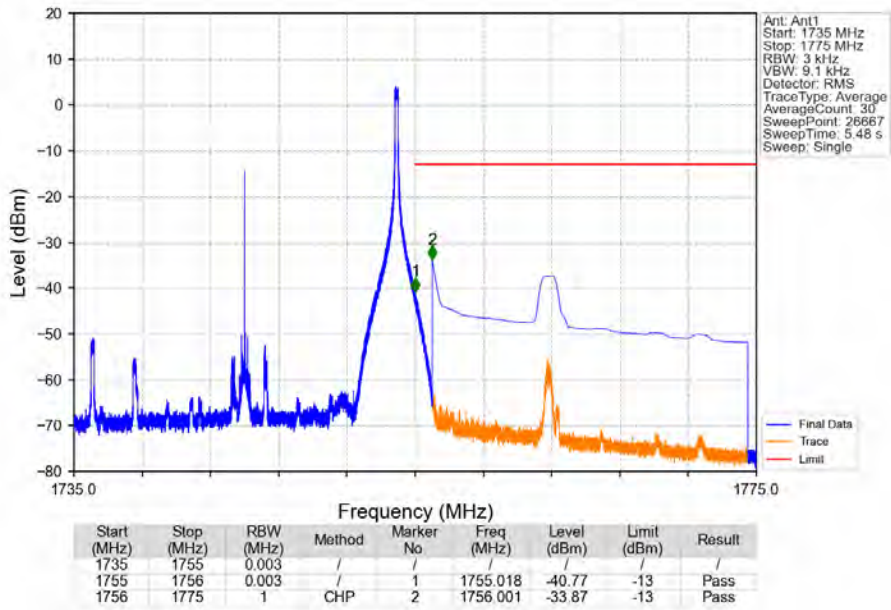
Band4_20MHz_QPSK_HCH_1745MHz_RB_1_0_NTNV



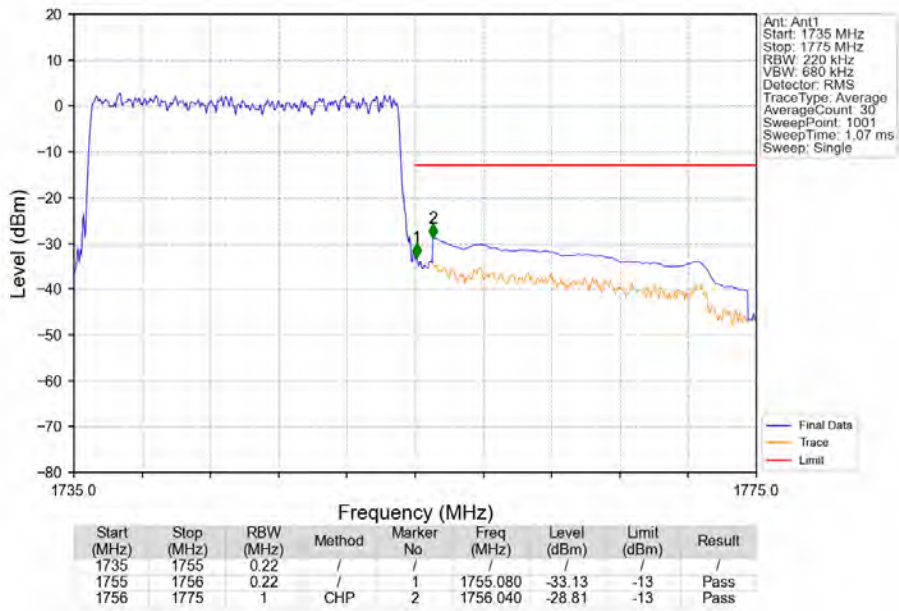
Band4_20MHz_QPSK_HCH_1745MHz_RB_1_0_NTNV



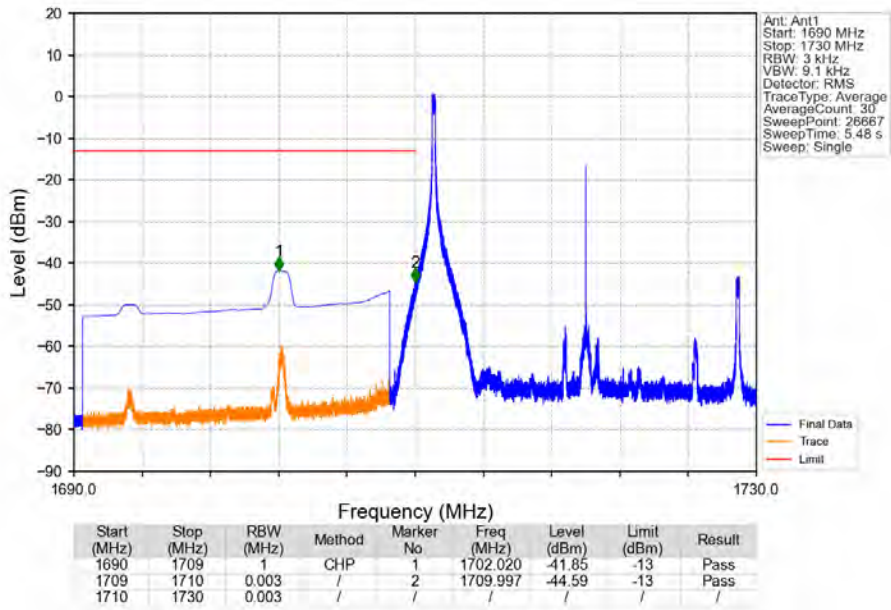
Band4_20MHz_QPSK_HCH_1745MHz_RB_1_99_NTNV



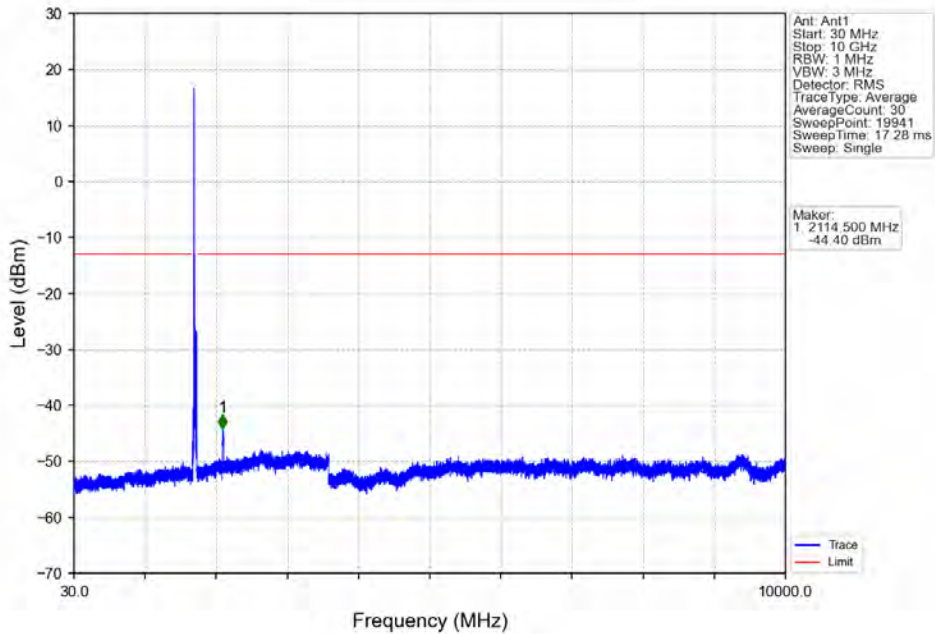
Band4_20MHz_QPSK_HCH_1745MHz_RB_100_0_NTNV



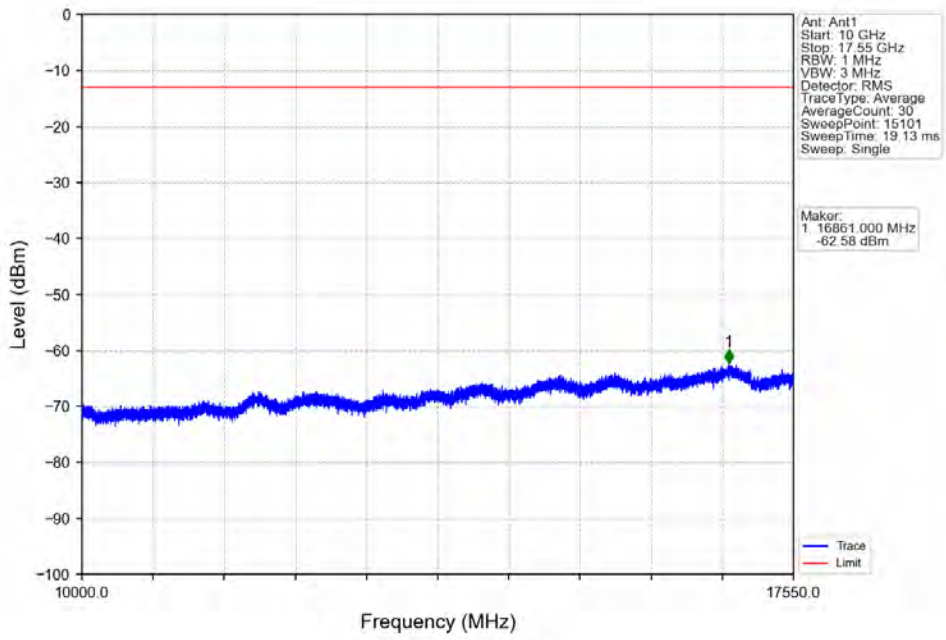
Band4_20MHz_16QAM_LCH_1720MHz_RB_1_0_NTNV



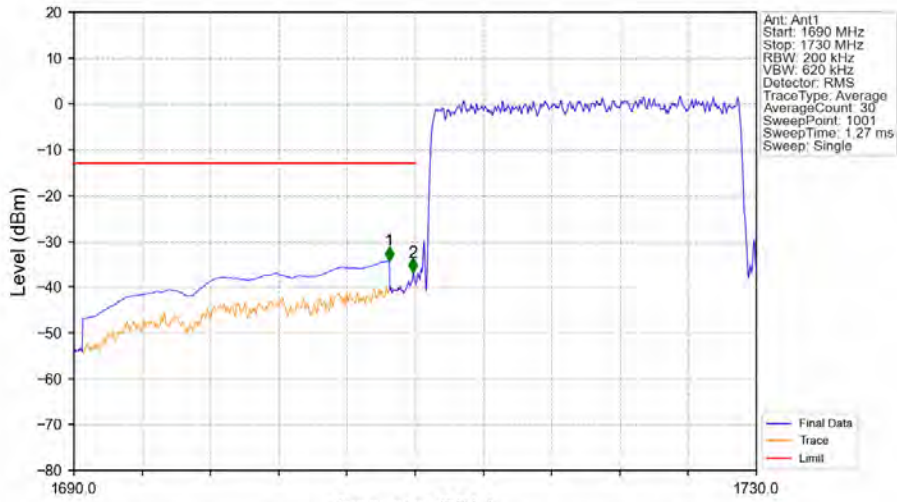
Band4_20MHz_16QAM_LCH_1720MHz_RB_1_0_NTNV



Band4_20MHz_16QAM_LCH_1720MHz_RB_1_0_NTNV

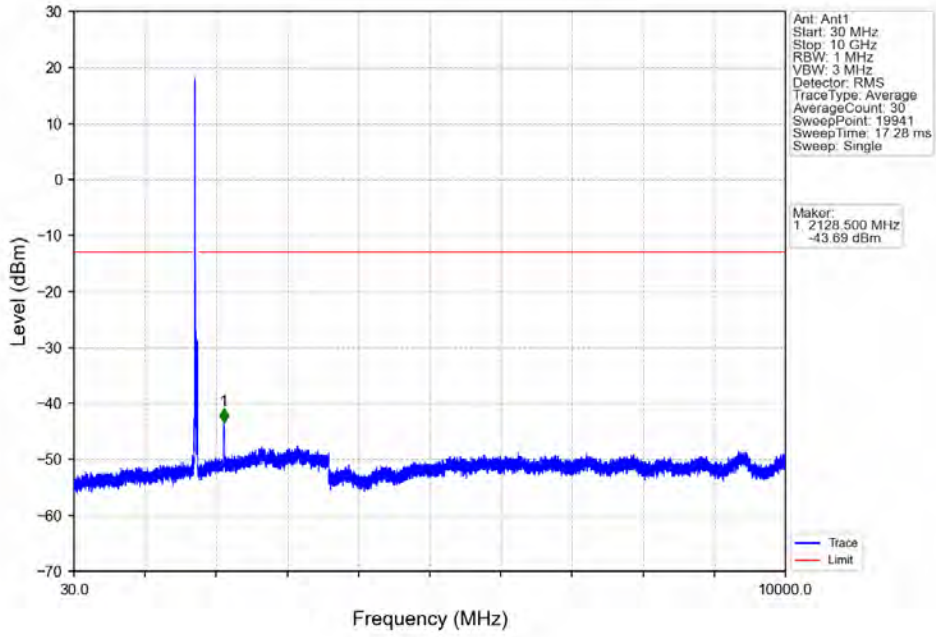


Band4_20MHz_16QAM_LCH_1720MHz_RB_100_0_NTNV

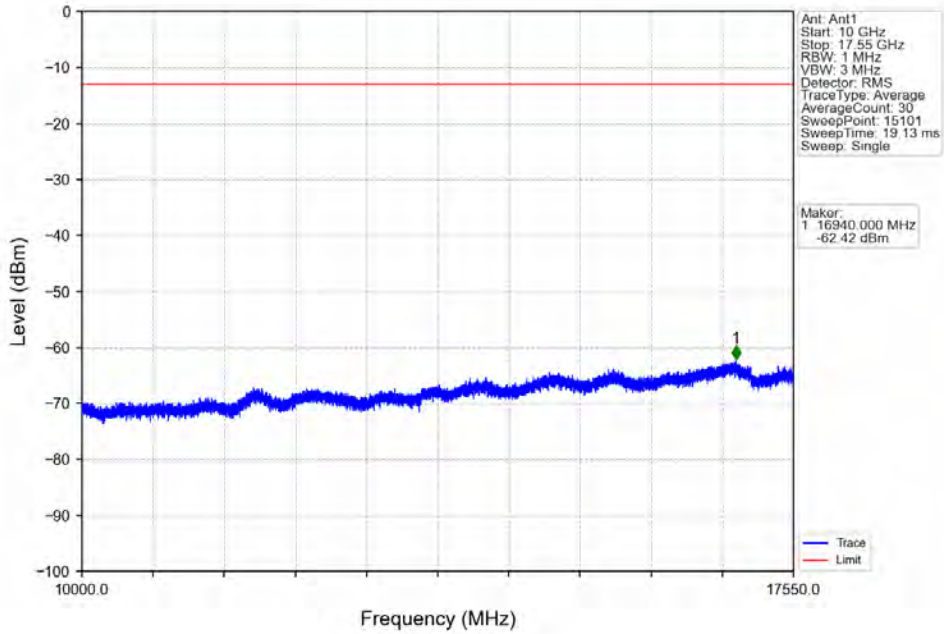


Start (MHz)	Stop (MHz)	RBW (MHz)	Method	Marker No	Freq (MHz)	Level (dBm)	Limit (dBm)	Result
1690	1709	1	CHP	1	1708.480	-34.25	-13	Pass
1709	1710	0.2	/	2	1709.880	-36.81	-13	Pass
1710	1730	0.2	/	/	/	/	/	/

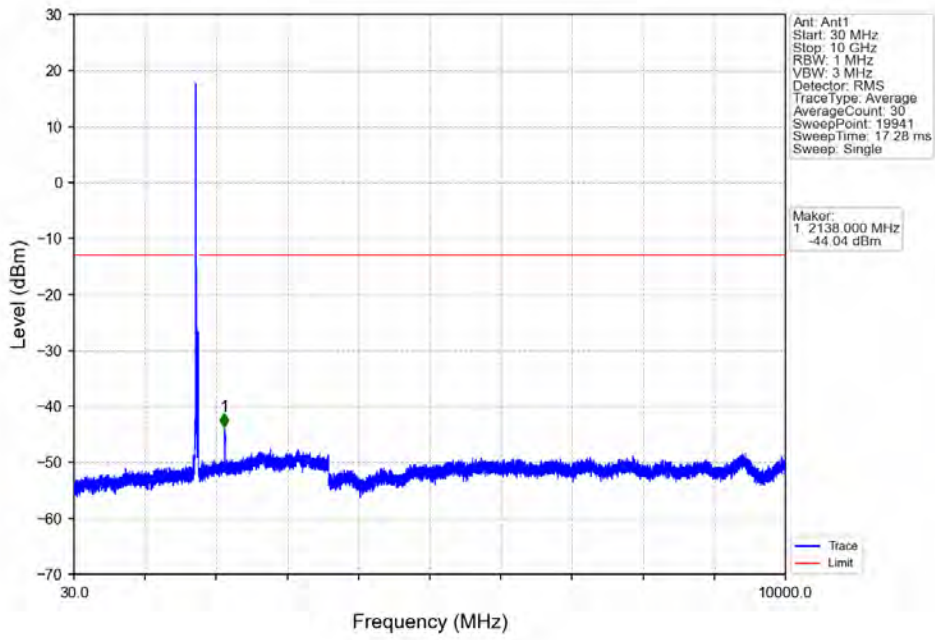
Band4_20MHz_16QAM_MCH_1732.5MHz_RB_1_0_NTNV



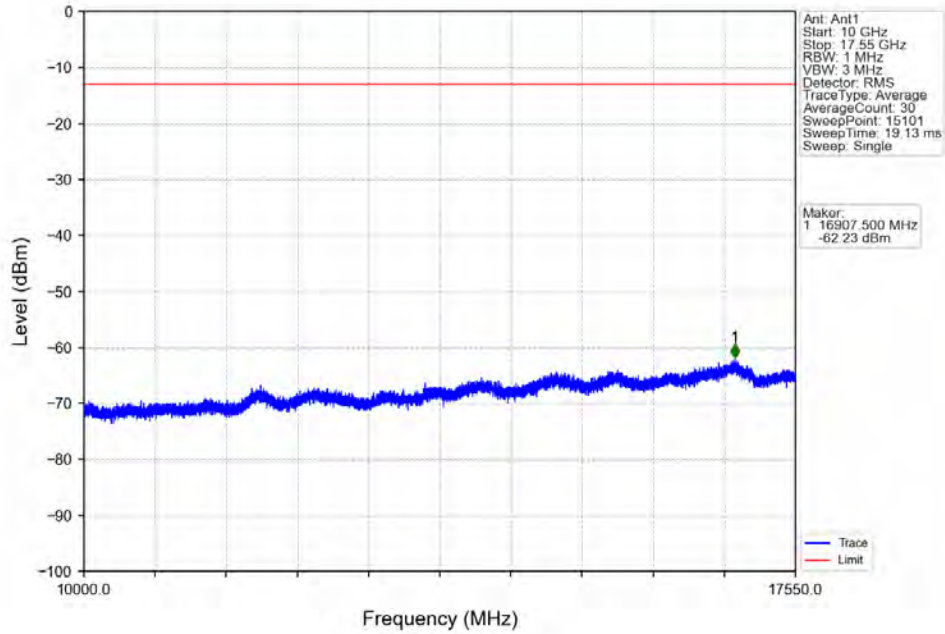
Band4_20MHz_16QAM_MCH_1732.5MHz_RB_1_0_NTNV



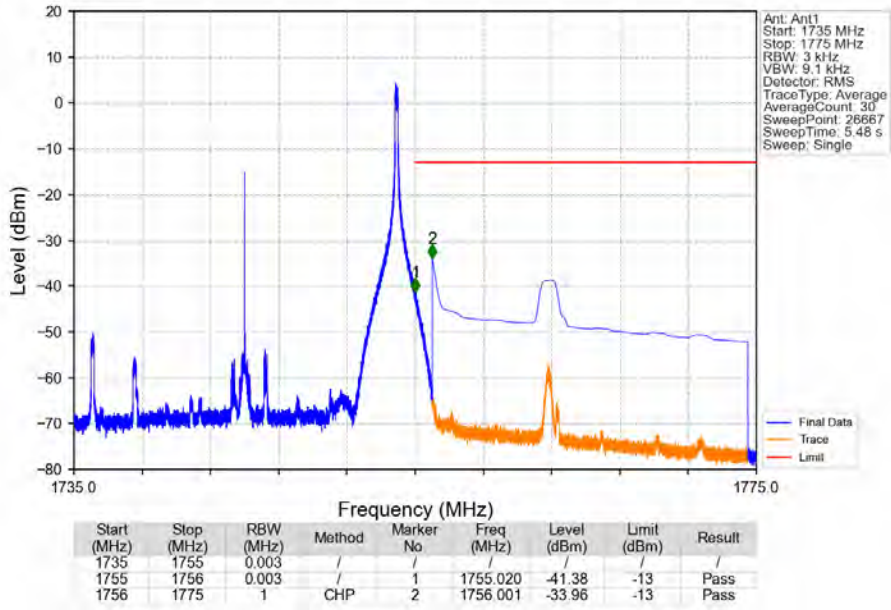
Band4_20MHz_16QAM_HCH_1745MHz_RB_1_0_NTNV



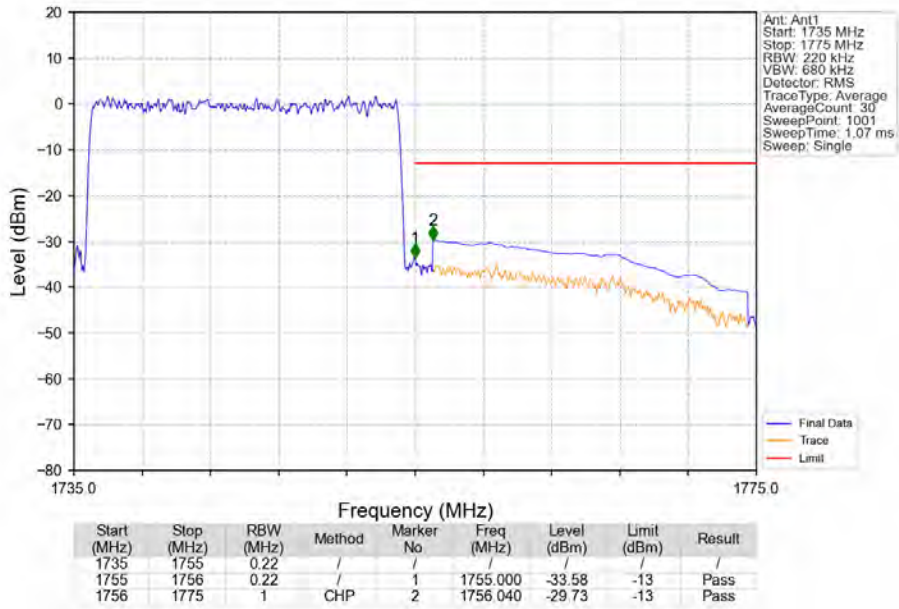
Band4_20MHz_16QAM_HCH_1745MHz_RB_1_0_NTNV



Band4_20MHz_16QAM_HCH_1745MHz_RB_1_99_NTNV



Band4_20MHz_16QAM_HCH_1745MHz_RB_100_0_NTNV



7. Form731

7.1 Form731_Power

7.1.1 Test Result

Band	BW	Lower Freq	High Freq	MAX Power (W)	Value	Hz/ppm	Emission Designator	Rule Parts	MAX Power (dBm)
4	1.4	1710.7	1754.3	0.1698	0.0106	ppm	1M11G7D	27L	22.30
4	1.4	1710.7	1754.3	0.1355	0.0066	ppm	1M11W7D	27L	21.32
4	3	1711.5	1753.5	0.1706	0.0090	ppm	2M73G7D	27L	22.32
4	3	1711.5	1753.5	0.1556	0.0087	ppm	2M72W7D	27L	21.92
4	5	1712.5	1752.5	0.1629	0.0093	ppm	4M58G7D	27L	22.12
4	5	1712.5	1752.5	0.1306	0.0077	ppm	4M58W7D	27L	21.16
4	10	1715	1750	0.1675	0.0072	ppm	9M13G7D	27L	22.24
4	10	1715	1750	0.1542	0.0067	ppm	9M12W7D	27L	21.88
4	15	1717.5	1747.5	0.1618	0.0055	ppm	13M7G7D	27L	22.09
4	15	1717.5	1747.5	0.1486	0.0063	ppm	13M7W7D	27L	21.72
4	20	1720	1745	0.1660	0.0083	ppm	18M2G7D	27L	22.20
4	20	1720	1745	0.1426	0.0058	ppm	18M2W7D	27L	21.54

7.2 Form731_EIRP

7.2.1 Test Result

Band	BW	Lower Freq	High Freq	MAX Power (W)	Value	Hz/ppm	Emission Designator	Rule Parts	MAX Power (dBm)
4	1.4	1710.7	1754.3	0.1828	0.0106	ppm	1M11G7D	27L	22.62
4	1.4	1710.7	1754.3	0.1459	0.0066	ppm	1M11W7D	27L	21.64
4	3	1711.5	1753.5	0.1837	0.0090	ppm	2M73G7D	27L	22.64
4	3	1711.5	1753.5	0.1675	0.0087	ppm	2M72W7D	27L	22.24
4	5	1712.5	1752.5	0.1754	0.0093	ppm	4M58G7D	27L	22.44
4	5	1712.5	1752.5	0.1406	0.0077	ppm	4M58W7D	27L	21.48
4	10	1715	1750	0.1803	0.0072	ppm	9M13G7D	27L	22.56
4	10	1715	1750	0.1660	0.0067	ppm	9M12W7D	27L	22.20
4	15	1717.5	1747.5	0.1742	0.0055	ppm	13M7G7D	27L	22.41
4	15	1717.5	1747.5	0.1600	0.0063	ppm	13M7W7D	27L	22.04
4	20	1720	1745	0.1786	0.0083	ppm	18M2G7D	27L	22.52
4	20	1720	1745	0.1535	0.0058	ppm	18M2W7D	27L	21.86