

1. Effective (Isotropic) Radiated Power Output Data

1.1 B26c_15MHz_ERP

1.1.1 Test Result

Band: 26c / Bandwidth: 15MHz / NTN										
Modulation	Frequency (MHz)	RB Allocation		Conducted Power (dBm)	Gain (dBi)	ERP (dBm)		Verdict		
		Size	Offset			Result	Limit			
QPSK	821.5	1	0	22.76	0.48	21.09	<=38.45	Pass		
			38	23.00	0.48	21.33	<=38.45	Pass		
			74	22.82	0.48	21.15	<=38.45	Pass		
		36	0	21.91	0.48	20.24	<=38.45	Pass		
			18	22.02	0.48	20.35	<=38.45	Pass		
			39	21.96	0.48	20.29	<=38.45	Pass		
		75	0	21.97	0.48	20.30	<=38.45	Pass		
		831.5	1	0	22.83	0.48	21.16	<=38.45	Pass	
				38	23.08	0.48	21.41	<=38.45	Pass	
	74			22.87	0.48	21.20	<=38.45	Pass		
	36		0	21.93	0.48	20.26	<=38.45	Pass		
			18	22.05	0.48	20.38	<=38.45	Pass		
			39	21.97	0.48	20.30	<=38.45	Pass		
	75		0	21.97	0.48	20.30	<=38.45	Pass		
	841.5		1	0	22.77	0.48	21.10	<=38.45	Pass	
				38	23.08	0.48	21.41	<=38.45	Pass	
		74		22.90	0.48	21.23	<=38.45	Pass		
		36	0	22.09	0.48	20.42	<=38.45	Pass		
			18	22.11	0.48	20.44	<=38.45	Pass		
			39	22.15	0.48	20.48	<=38.45	Pass		
		75	0	22.17	0.48	20.50	<=38.45	Pass		
		16QAM	821.5	1	0	21.94	0.48	20.27	<=38.45	Pass
					38	22.16	0.48	20.49	<=38.45	Pass
	74				21.89	0.48	20.22	<=38.45	Pass	
36	0			20.95	0.48	19.28	<=38.45	Pass		
	18			21.09	0.48	19.42	<=38.45	Pass		
	39			21.03	0.48	19.36	<=38.45	Pass		
75	0			20.99	0.48	19.32	<=38.45	Pass		
831.5	1			0	21.84	0.48	20.17	<=38.45	Pass	
				38	22.04	0.48	20.37	<=38.45	Pass	
			74	22.00	0.48	20.33	<=38.45	Pass		
	36		0	20.96	0.48	19.29	<=38.45	Pass		
			18	21.06	0.48	19.39	<=38.45	Pass		
			39	21.04	0.48	19.37	<=38.45	Pass		
	75		0	20.99	0.48	19.32	<=38.45	Pass		
	841.5		1	0	21.89	0.48	20.22	<=38.45	Pass	
				38	22.07	0.48	20.40	<=38.45	Pass	
74				22.02	0.48	20.35	<=38.45	Pass		
36			0	21.13	0.48	19.46	<=38.45	Pass		
			18	21.12	0.48	19.45	<=38.45	Pass		
			39	21.13	0.48	19.46	<=38.45	Pass		
75			0	21.15	0.48	19.48	<=38.45	Pass		

Note1: ERP=Conducted Power+Antenna Gain-2.15

2. Frequency Stability

2.1 B26c_15MHz

2.1.1 Test Result

Band: 26c / Bandwidth: 15MHz									
Modulation	Frequency (MHz)	RB Allocation		Temp. (°C)	Voltage (VDC)	Freq. Error (Hz)	Freq. vs. Rated (ppm)		Verdict
		Size	Offset				Result	Limit	
QPSK	821.5	75	0	20	3.27	-6.838	-0.0083	-2.5 to 2.5	Pass
					3.85	-5.965	-0.0073	-2.5 to 2.5	Pass
					4.43	-8.726	-0.0106	-2.5 to 2.5	Pass
				-30	3.85	-5.794	-0.0071	-2.5 to 2.5	Pass
				-20	3.85	-7.610	-0.0093	-2.5 to 2.5	Pass
				-10	3.85	-5.178	-0.0063	-2.5 to 2.5	Pass
				0	3.85	-6.266	-0.0076	-2.5 to 2.5	Pass
				10	3.85	-6.452	-0.0079	-2.5 to 2.5	Pass
				30	3.85	-8.125	-0.0099	-2.5 to 2.5	Pass
				40	3.85	-5.836	-0.0071	-2.5 to 2.5	Pass
	50	3.85	-5.794	-0.0071	-2.5 to 2.5	Pass			
	831.5	75	0	20	3.27	-6.537	-0.0079	-2.5 to 2.5	Pass
					3.85	-3.533	-0.0042	-2.5 to 2.5	Pass
					4.43	-4.191	-0.0050	-2.5 to 2.5	Pass
				-30	3.85	-6.738	-0.0081	-2.5 to 2.5	Pass
				-20	3.85	-4.849	-0.0058	-2.5 to 2.5	Pass
				-10	3.85	-2.904	-0.0035	-2.5 to 2.5	Pass
				0	3.85	-6.752	-0.0081	-2.5 to 2.5	Pass
				10	3.85	-4.678	-0.0056	-2.5 to 2.5	Pass
				30	3.85	-6.895	-0.0083	-2.5 to 2.5	Pass
				40	3.85	-5.550	-0.0067	-2.5 to 2.5	Pass
	50	3.85	-7.567	-0.0091	-2.5 to 2.5	Pass			
	841.5	75	0	20	3.27	-7.896	-0.0094	-2.5 to 2.5	Pass
					3.85	-4.263	-0.0051	-2.5 to 2.5	Pass
					4.43	-8.168	-0.0097	-2.5 to 2.5	Pass
				-30	3.85	-4.621	-0.0055	-2.5 to 2.5	Pass
				-20	3.85	-8.254	-0.0098	-2.5 to 2.5	Pass
				-10	3.85	-5.236	-0.0062	-2.5 to 2.5	Pass
				0	3.85	-8.540	-0.0101	-2.5 to 2.5	Pass
				10	3.85	-7.668	-0.0091	-2.5 to 2.5	Pass
30				3.85	-7.195	-0.0086	-2.5 to 2.5	Pass	
40				3.85	-5.450	-0.0065	-2.5 to 2.5	Pass	
50	3.85	-7.095	-0.0084	-2.5 to 2.5	Pass				
16QAM	821.5	75	0	20	3.27	-6.437	-0.0078	-2.5 to 2.5	Pass
					3.85	-6.852	-0.0083	-2.5 to 2.5	Pass
					4.43	-6.409	-0.0078	-2.5 to 2.5	Pass
				-30	3.85	-5.908	-0.0072	-2.5 to 2.5	Pass
				-20	3.85	-2.832	-0.0034	-2.5 to 2.5	Pass
				-10	3.85	-6.924	-0.0084	-2.5 to 2.5	Pass
				0	3.85	-9.570	-0.0116	-2.5 to 2.5	Pass
				10	3.85	-5.779	-0.0070	-2.5 to 2.5	Pass
				30	3.85	-7.782	-0.0095	-2.5 to 2.5	Pass
				40	3.85	-7.238	-0.0088	-2.5 to 2.5	Pass
	50	3.85	-7.210	-0.0088	-2.5 to 2.5	Pass			
	831.5	75	0	20	3.27	-7.582	-0.0091	-2.5 to 2.5	Pass
					3.85	-8.883	-0.0107	-2.5 to 2.5	Pass
					4.43	-3.619	-0.0044	-2.5 to 2.5	Pass
				-30	3.85	-4.106	-0.0049	-2.5 to 2.5	Pass
				-20	3.85	-9.298	-0.0112	-2.5 to 2.5	Pass
				-10	3.85	-5.193	-0.0062	-2.5 to 2.5	Pass
				0	3.85	-2.761	-0.0033	-2.5 to 2.5	Pass

				10	3.85	-4.134	-0.0050	-2.5 to 2.5	Pass
				30	3.85	-7.982	-0.0096	-2.5 to 2.5	Pass
				40	3.85	-5.021	-0.0060	-2.5 to 2.5	Pass
				50	3.85	-1.960	-0.0024	-2.5 to 2.5	Pass
	841.5	75	0	20	3.27	-7.510	-0.0089	-2.5 to 2.5	Pass
					3.85	-7.839	-0.0093	-2.5 to 2.5	Pass
					4.43	-7.796	-0.0093	-2.5 to 2.5	Pass
				-30	3.85	-9.313	-0.0111	-2.5 to 2.5	Pass
				-20	3.85	-6.595	-0.0078	-2.5 to 2.5	Pass
				-10	3.85	-5.336	-0.0063	-2.5 to 2.5	Pass
				0	3.85	-4.706	-0.0056	-2.5 to 2.5	Pass
				10	3.85	-8.698	-0.0103	-2.5 to 2.5	Pass
				30	3.85	-7.811	-0.0093	-2.5 to 2.5	Pass
				40	3.85	-6.781	-0.0081	-2.5 to 2.5	Pass
				50	3.85	-5.722	-0.0068	-2.5 to 2.5	Pass

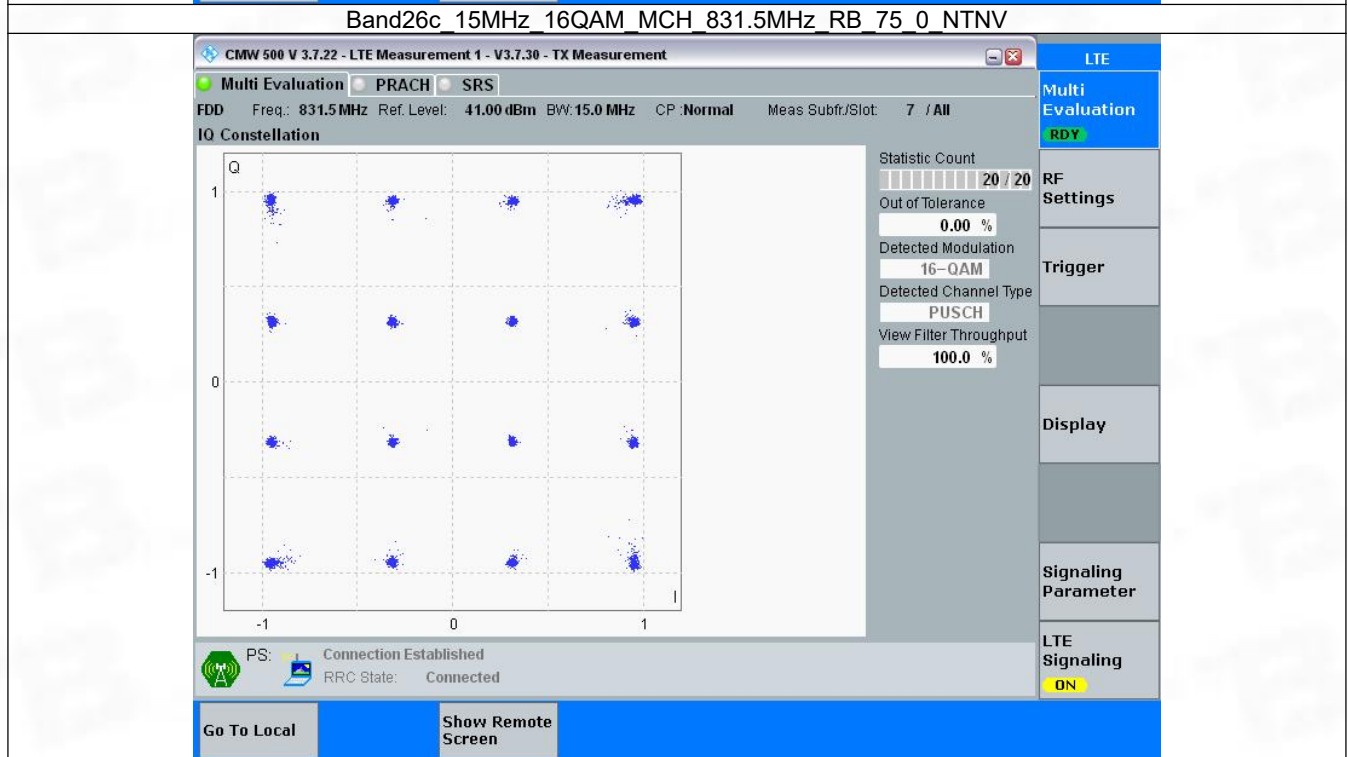
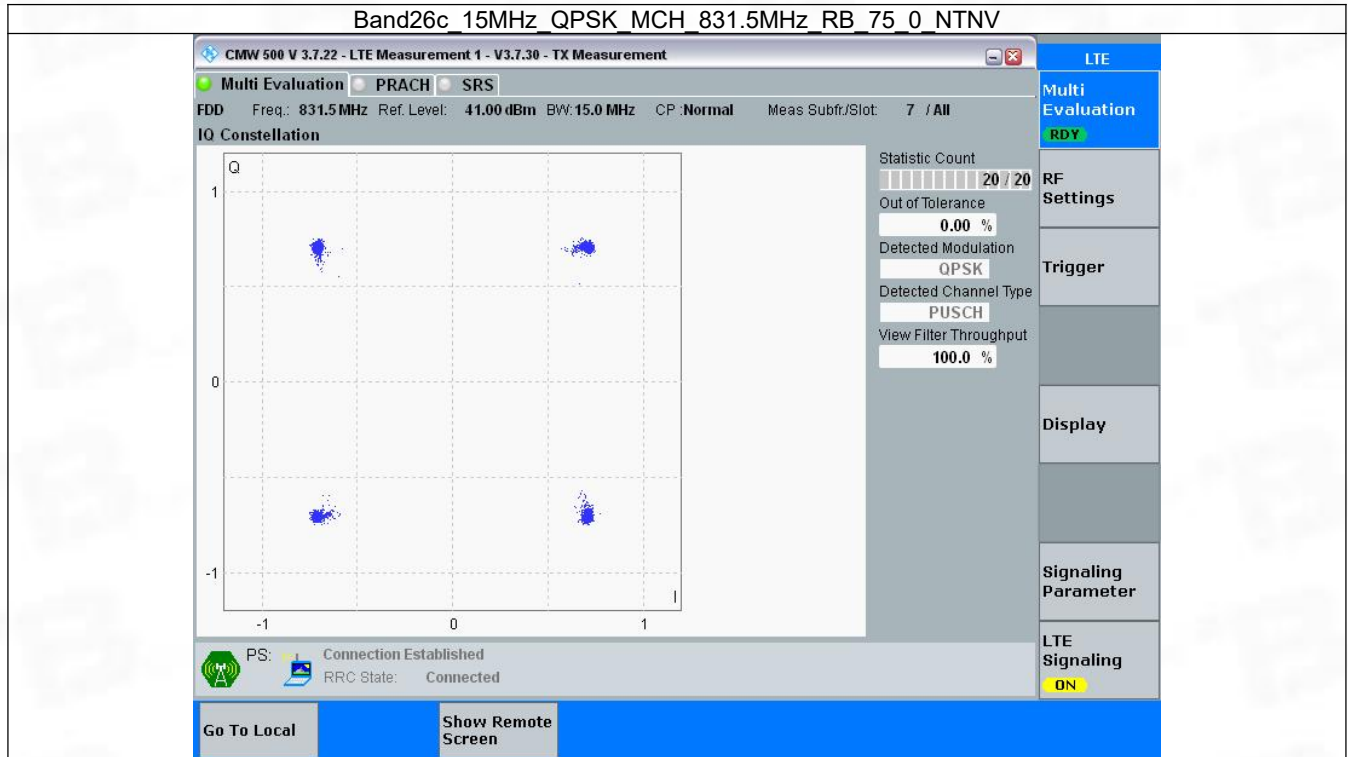
3. Modulation Characteristics

3.1 B26c_15MHz

3.1.1 Test Result

Band: 26c / Bandwidth: 15MHz / NTN						
Modulation	Frequency (MHz)	RB Allocation		Modulation Characteristics		Verdict
		Size	Offset	Result	Limit	
QPSK	831.5	75	0	Refer To Test Graph		Pass
16QAM	831.5	75	0	Refer To Test Graph		Pass

3.1.2 Test Graph



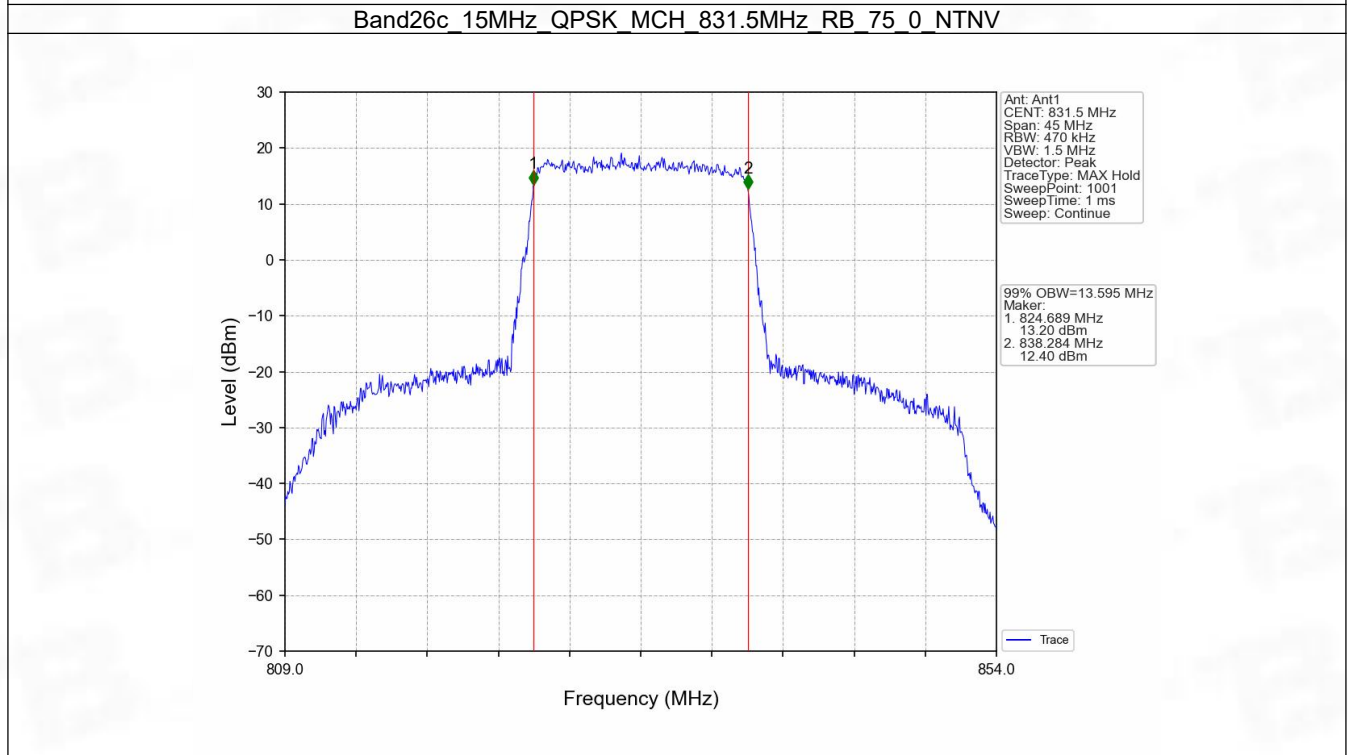
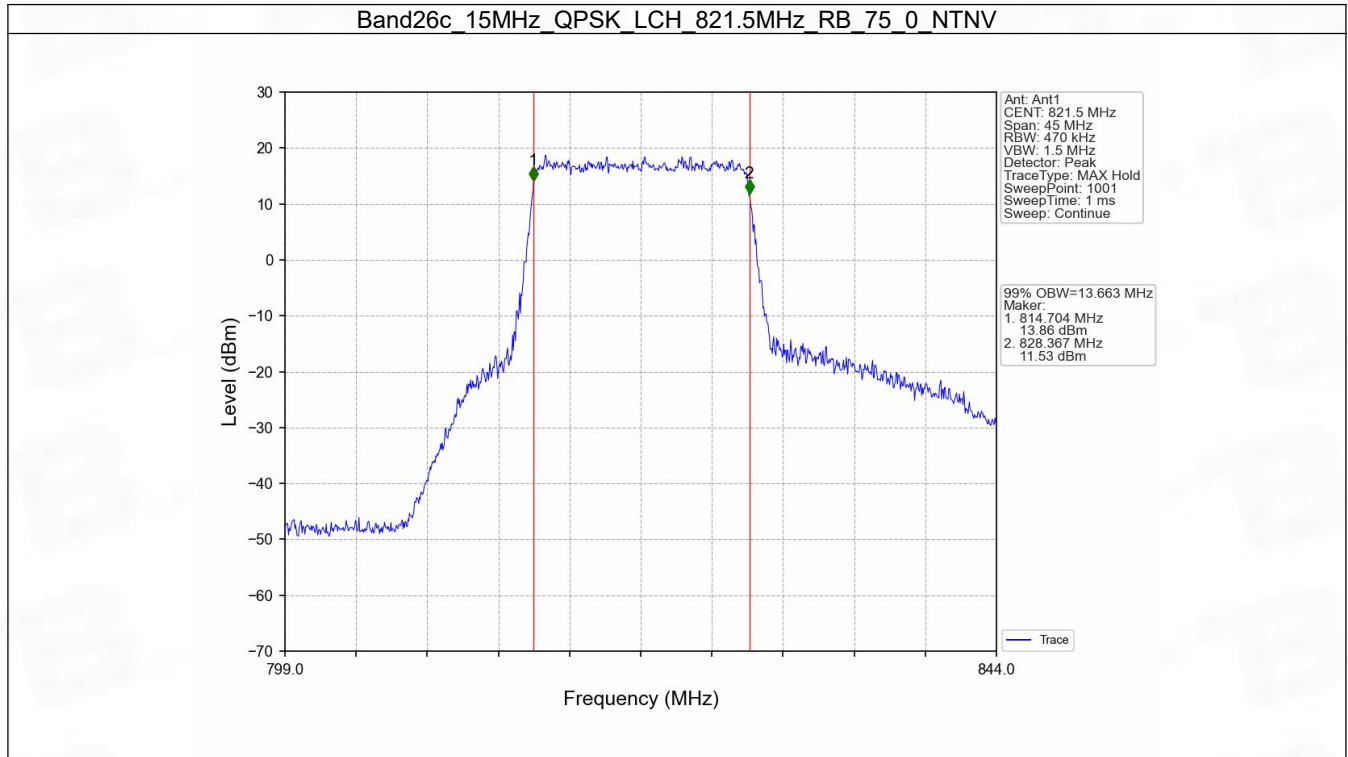
4. 99% & 26dB Bandwidth

4.1 Band26c_OBW

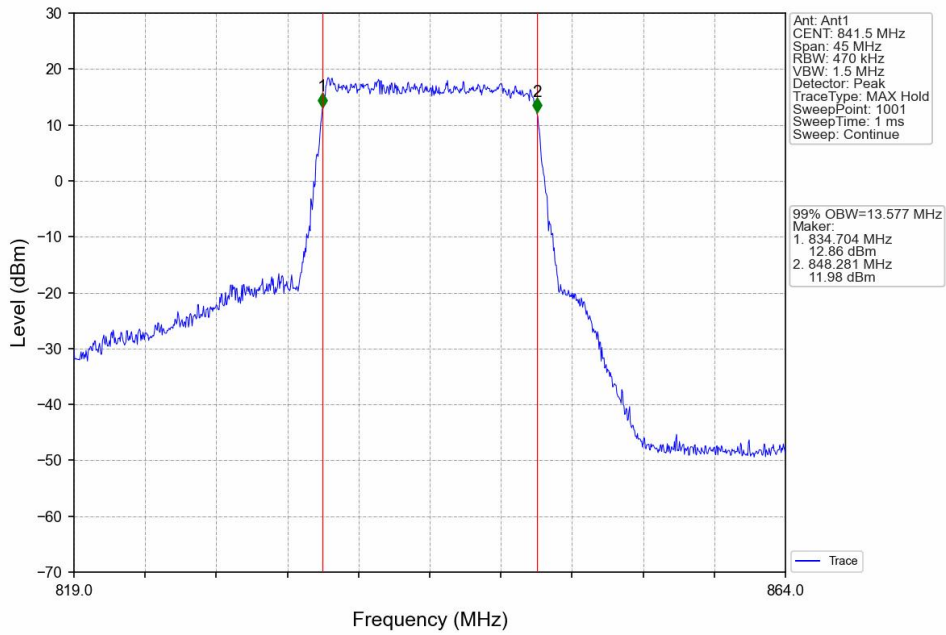
4.1.1 Test Result

Band: 26c / NTV						
Bandwidth (MHz)	Modulation	Frequency (MHz)	RB Allocation		99% Occupied Bandwidth (MHz)	Verdict
			Size	Offset	Result	
15	QPSK	821.5	75	0	13.663	Pass
		831.5	75	0	13.595	Pass
		841.5	75	0	13.577	Pass
	16QAM	821.5	75	0	13.601	Pass
		831.5	75	0	13.606	Pass
		841.5	75	0	13.587	Pass

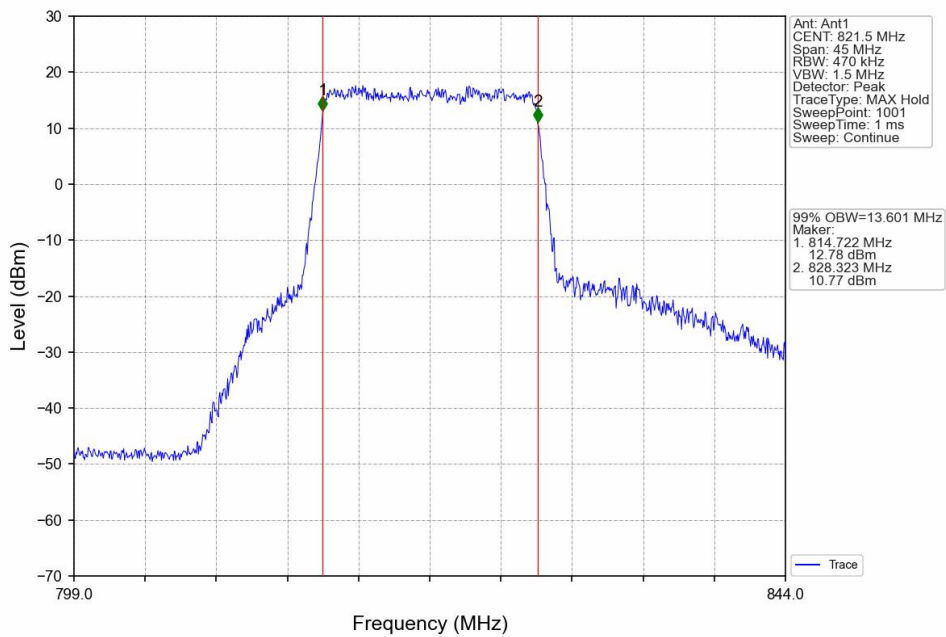
4.1.2 Test Graph



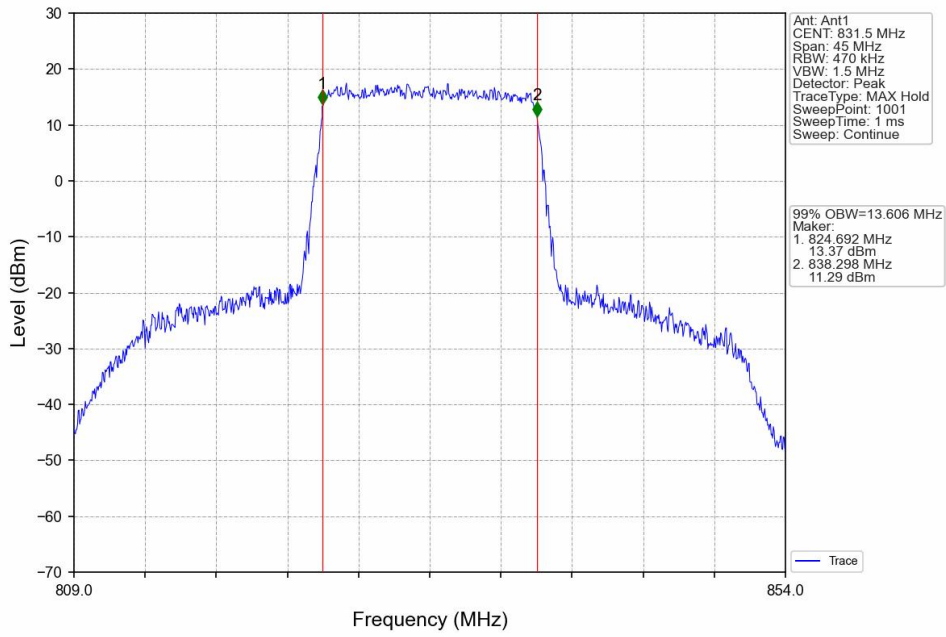
Band26c_15MHz_QPSK_HCH_841.5MHz_RB_75_0_NTNV



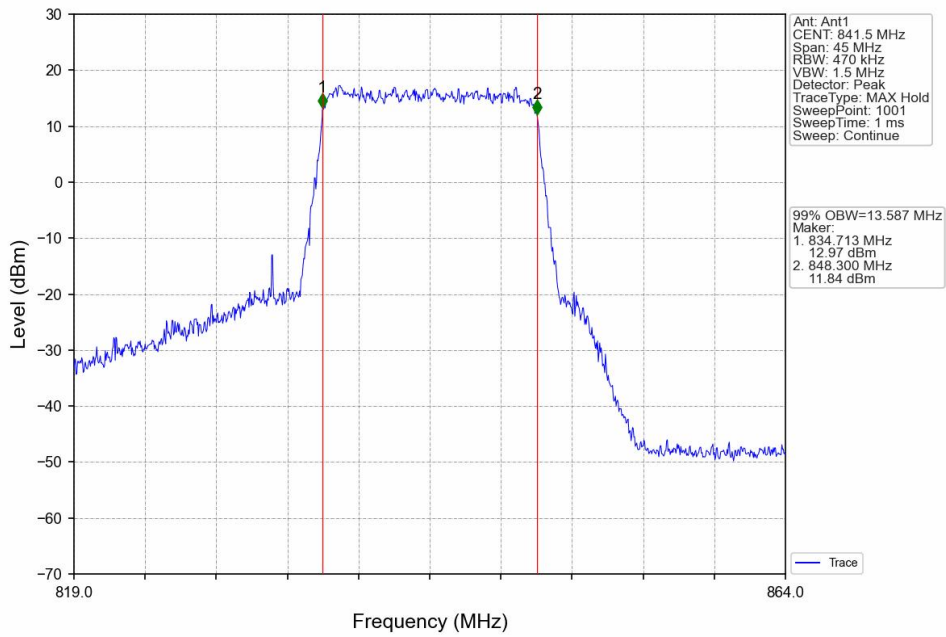
Band26c_15MHz_16QAM_LCH_821.5MHz_RB_75_0_NTNV



Band26c_15MHz_16QAM_MCH_831.5MHz_RB_75_0_NTNV



Band26c_15MHz_16QAM_HCH_841.5MHz_RB_75_0_NTNV

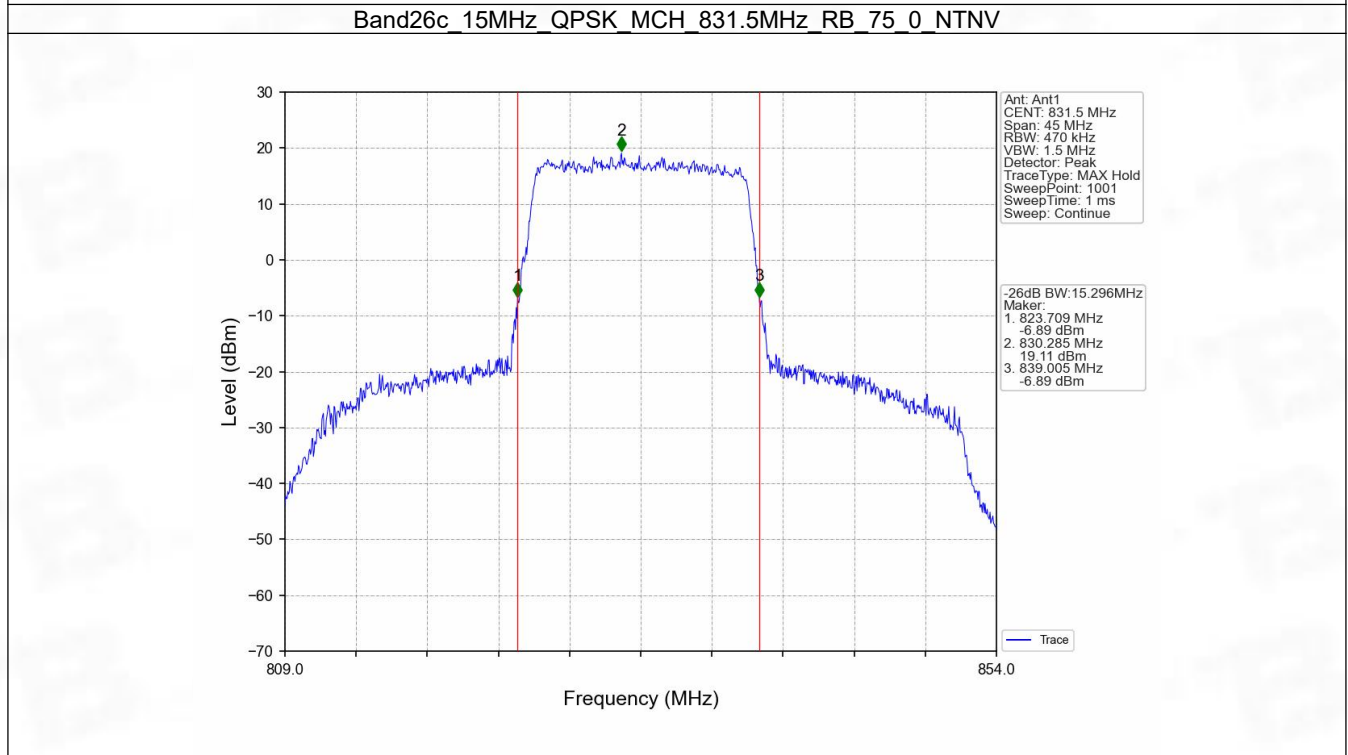
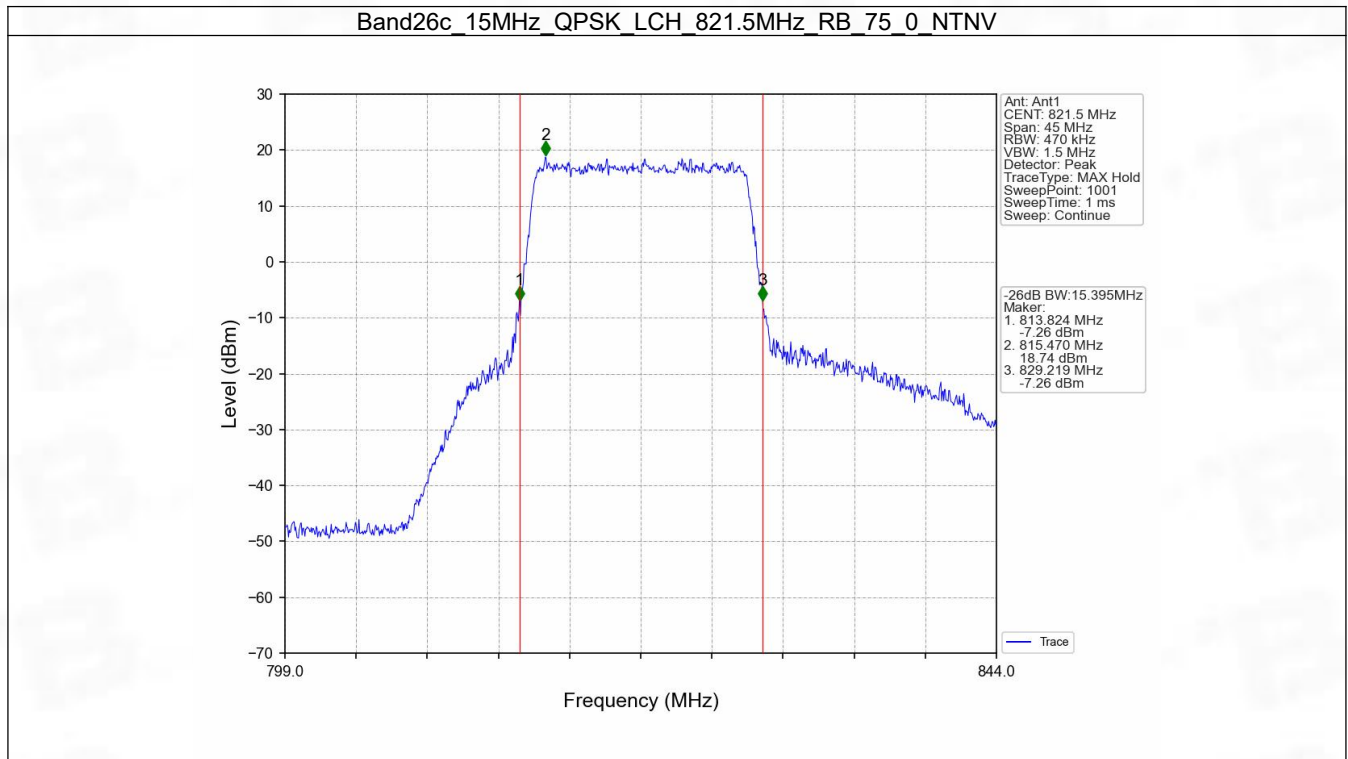


4.2 Band26c_XDB

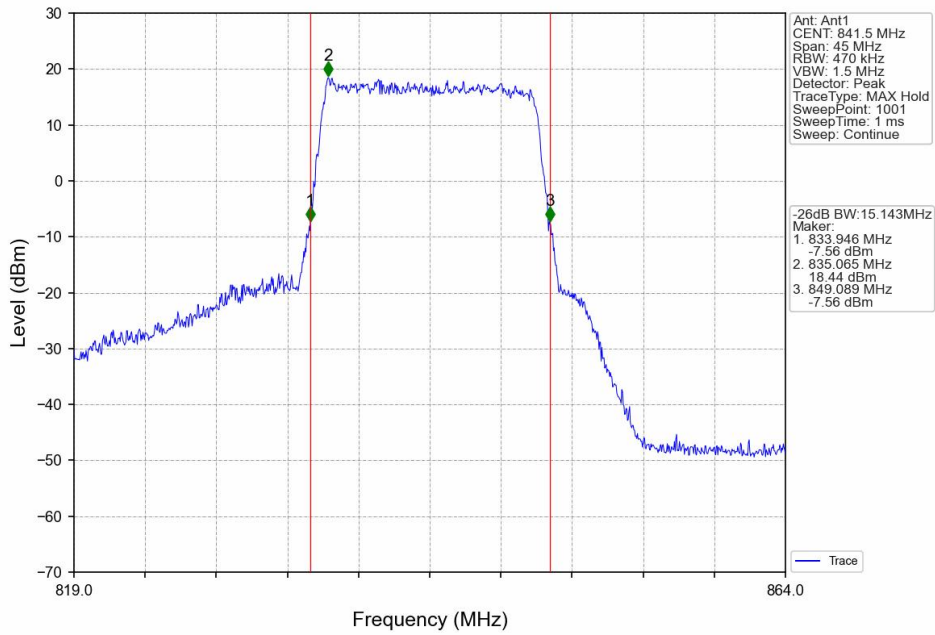
4.2.1 Test Result

Band: 26c / NTNV						
Bandwidth (MHz)	Modulation	Frequency (MHz)	RB Allocation		26dB Bandwidth (MHz)	Verdict
			Size	Offset	Result	
15	QPSK	821.5	75	0	15.395	Pass
		831.5	75	0	15.296	Pass
		841.5	75	0	15.143	Pass
	16QAM	821.5	75	0	15.301	Pass
		831.5	75	0	15.220	Pass
		841.5	75	0	15.328	Pass

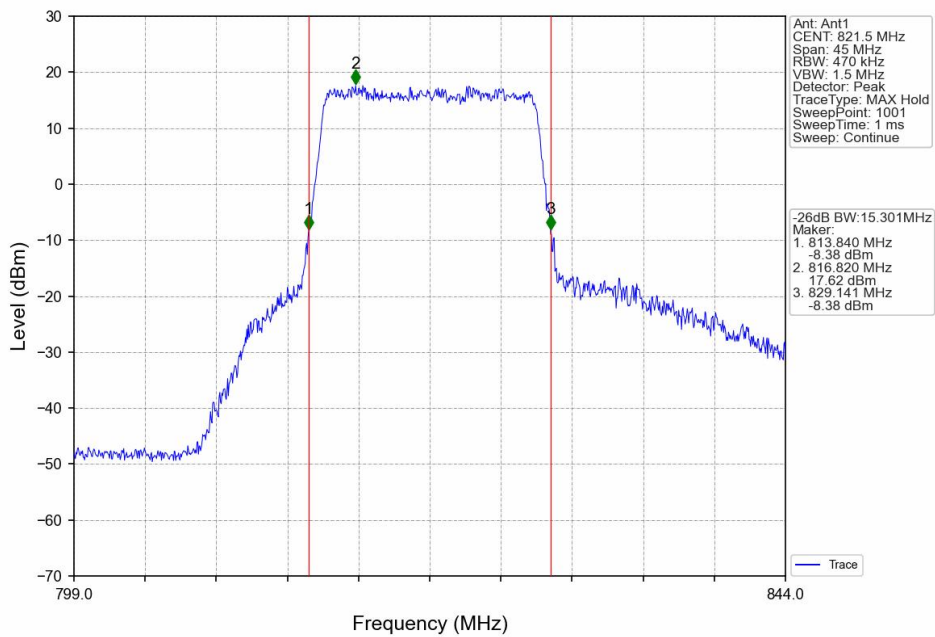
4.2.2 Test Graph



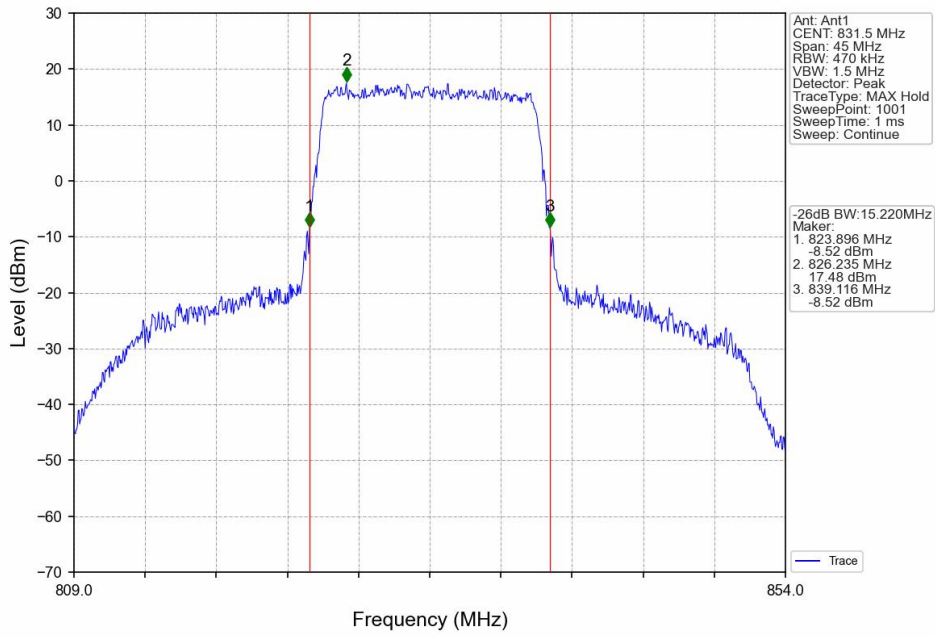
Band26c_15MHz_QPSK_HCH_841.5MHz_RB_75_0_NTNV



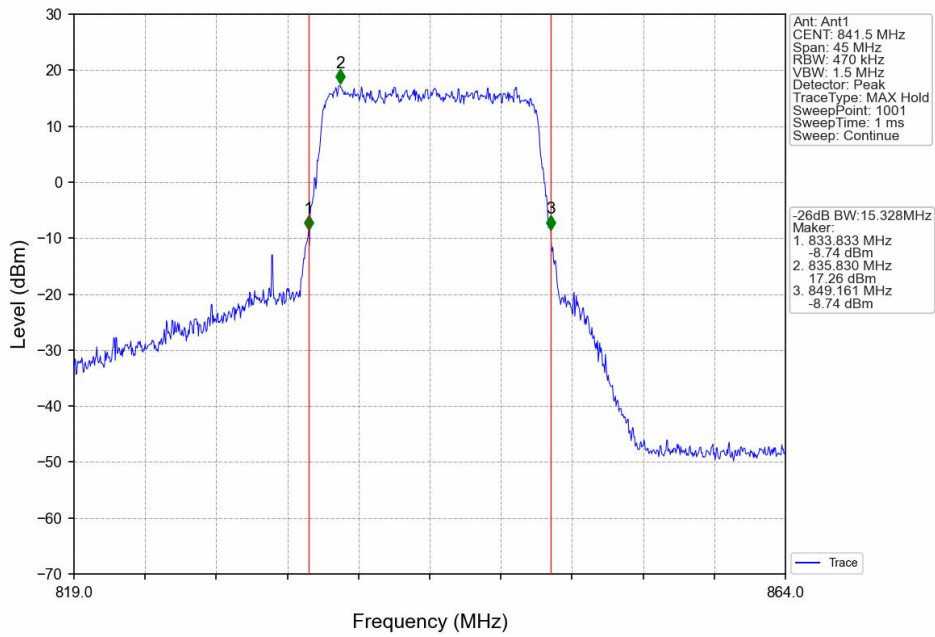
Band26c_15MHz_16QAM_LCH_821.5MHz_RB_75_0_NTNV



Band26c_15MHz_16QAM_MCH_831.5MHz_RB_75_0_NTNV



Band26c_15MHz_16QAM_HCH_841.5MHz_RB_75_0_NTNV



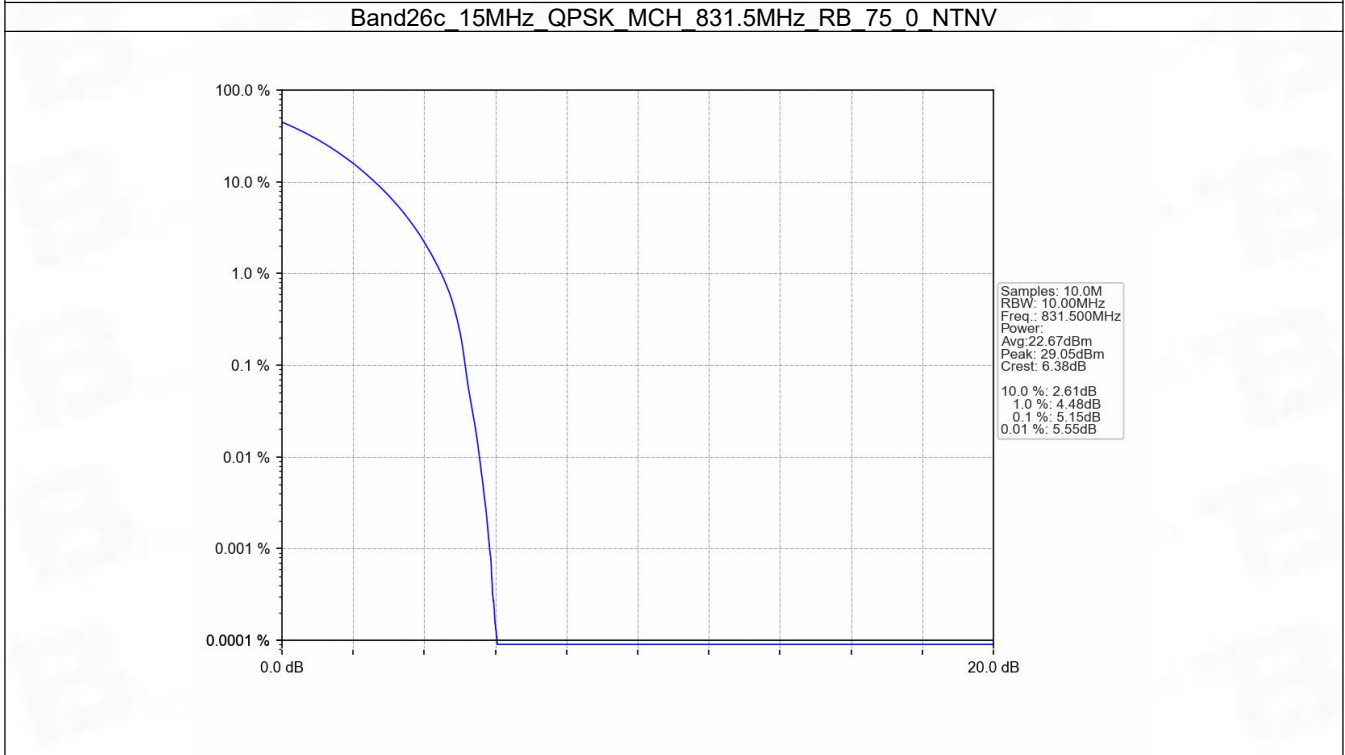
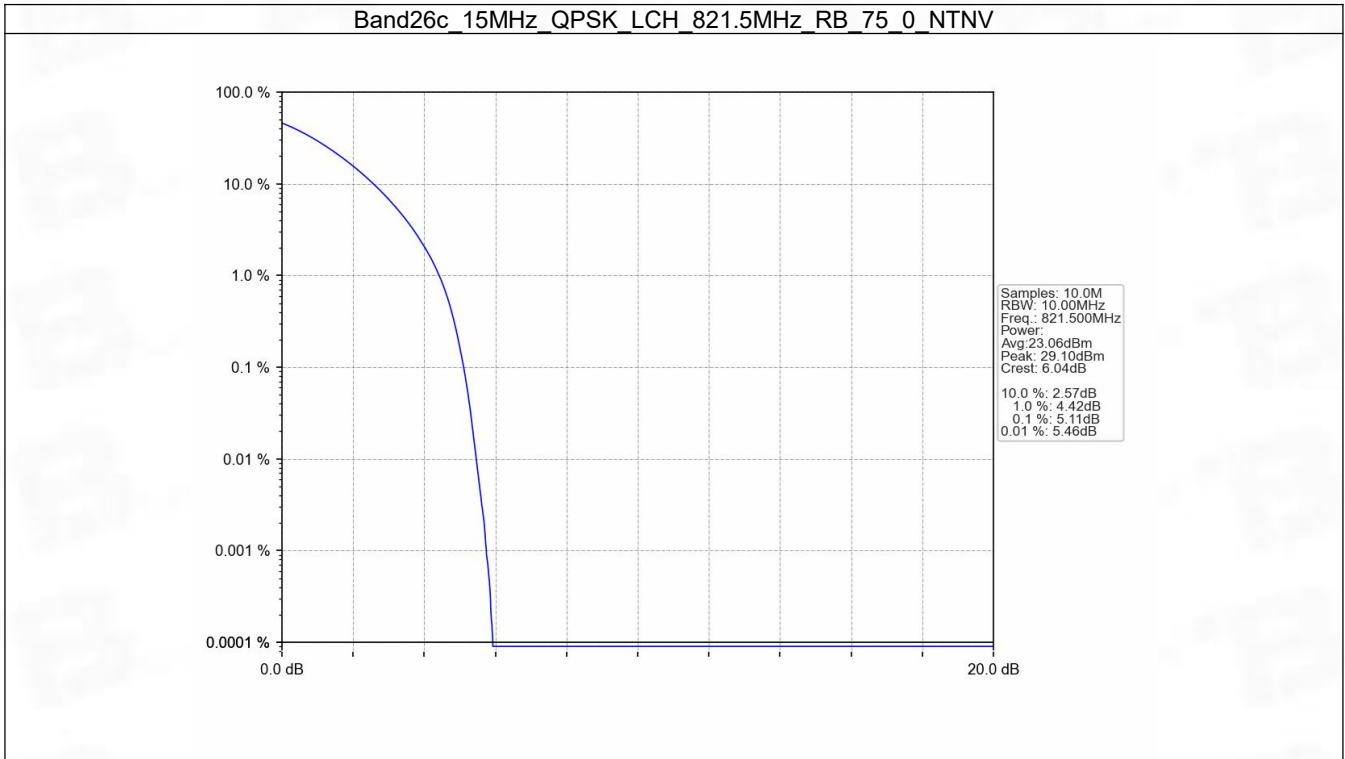
5. Peak-Average Ratio

5.1 B26c_15MHz

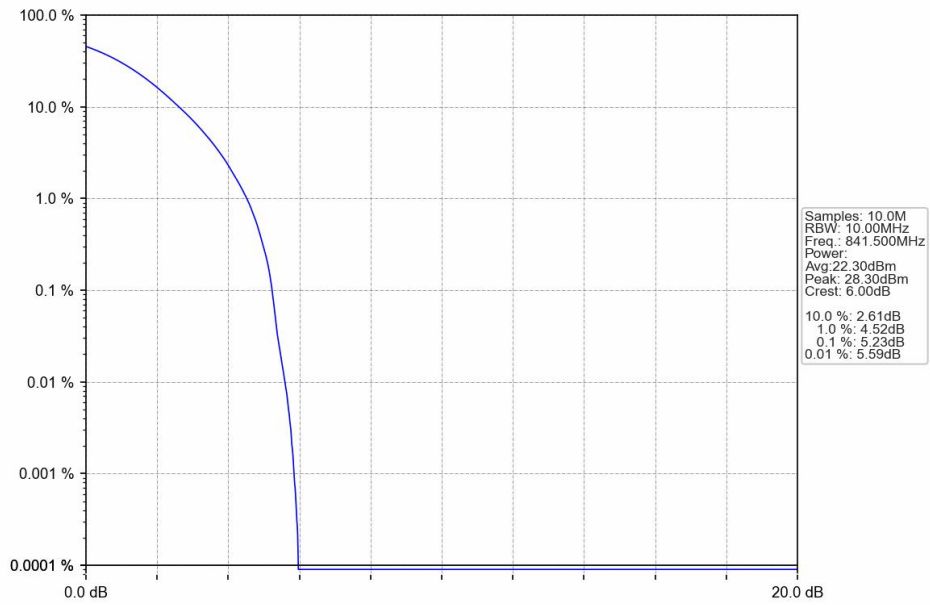
5.1.1 Test Result

Band: 26c / Bandwidth: 15MHz / NTNV						
Modulation	Frequency (MHz)	RB Allocation		Peak-Average Ratio (dB)		Verdict
		Size	Offset	Result	Limit	
QPSK	821.5	75	0	5.11	<=13	Pass
	831.5	75	0	5.15	<=13	Pass
	841.5	75	0	5.23	<=13	Pass
16QAM	821.5	75	0	5.99	<=13	Pass
	831.5	75	0	6.00	<=13	Pass
	841.5	75	0	6.14	<=13	Pass

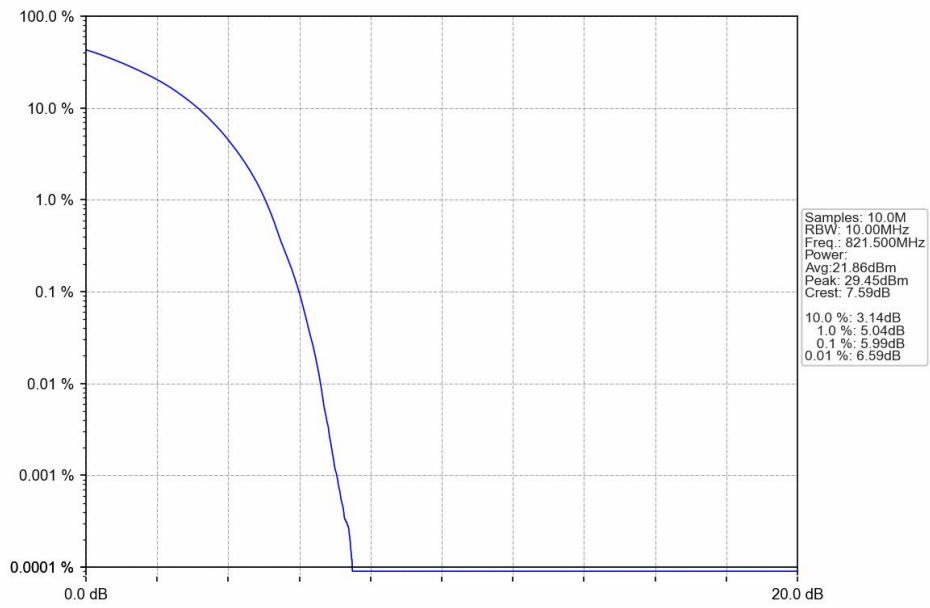
5.1.2 Test Graph



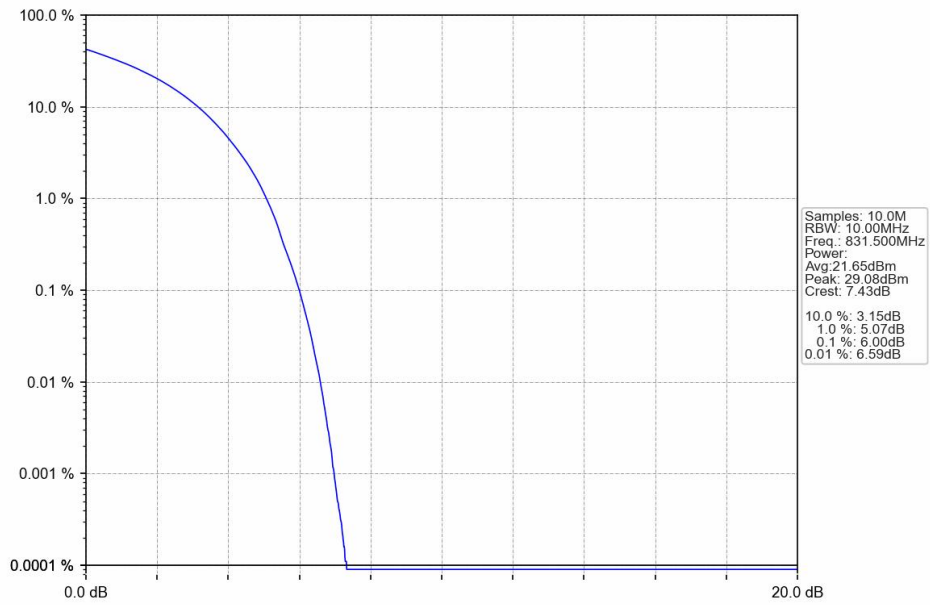
Band26c_15MHz_QPSK_HCH_841.5MHz_RB_75_0_NTNV



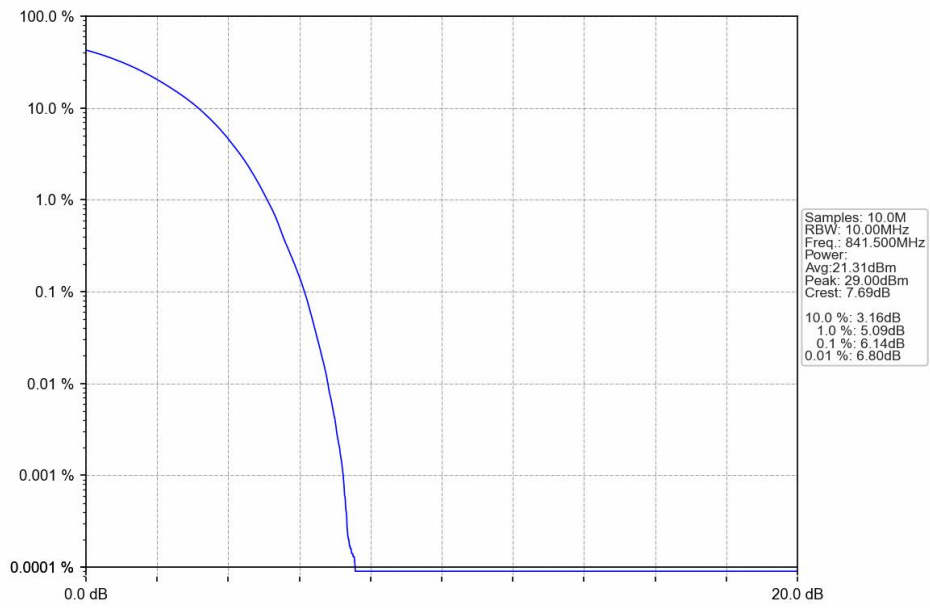
Band26c_15MHz_16QAM_LCH_821.5MHz_RB_75_0_NTNV



Band26c_15MHz_16QAM_MCH_831.5MHz_RB_75_0_NTNV



Band26c_15MHz_16QAM_HCH_841.5MHz_RB_75_0_NTNV



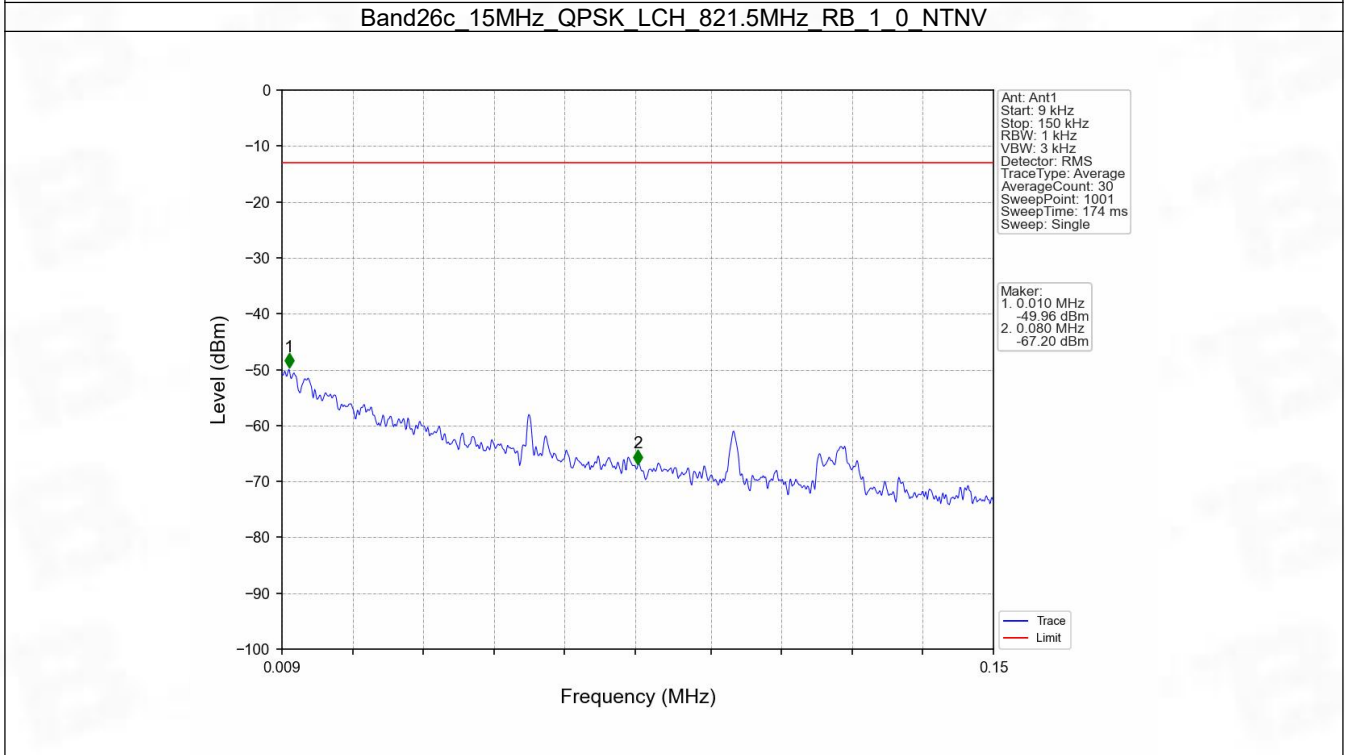
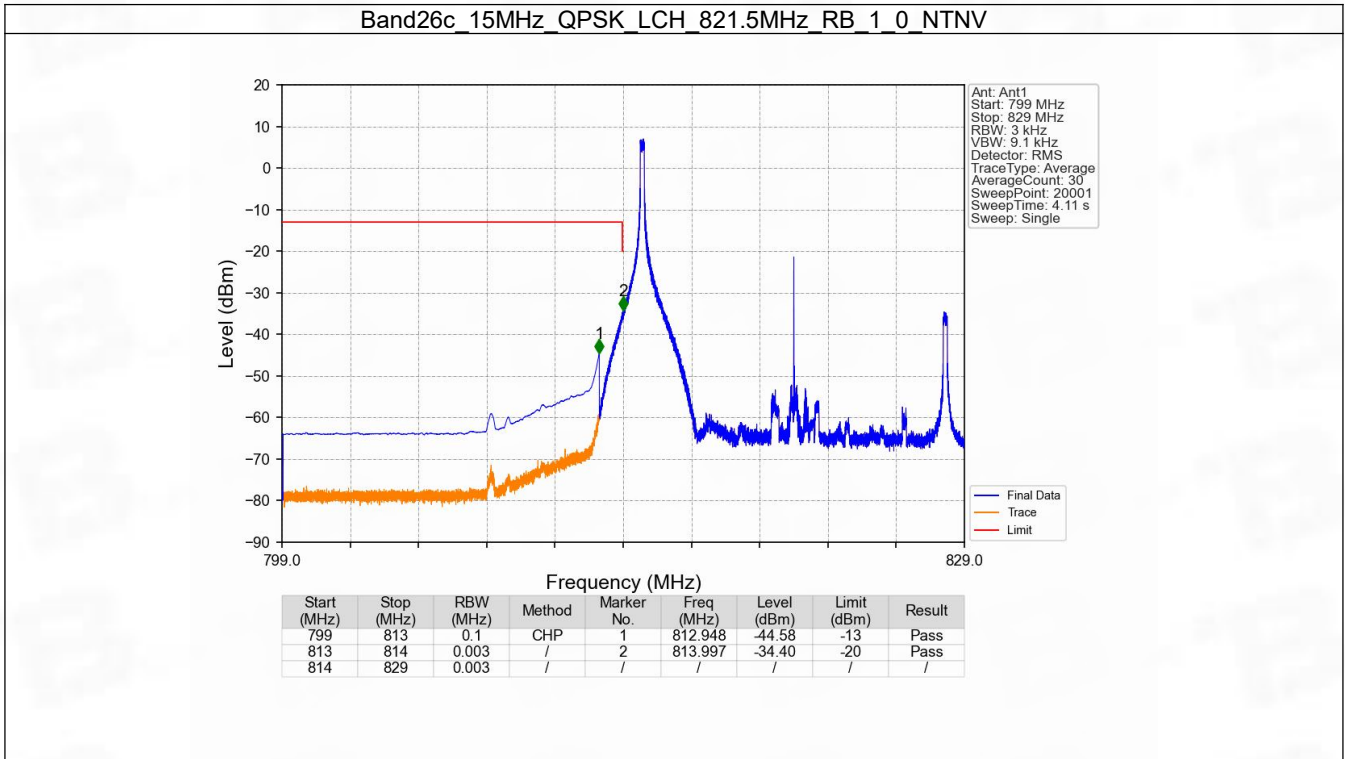
6. Spurious Emission

6.1 B26c_15MHz

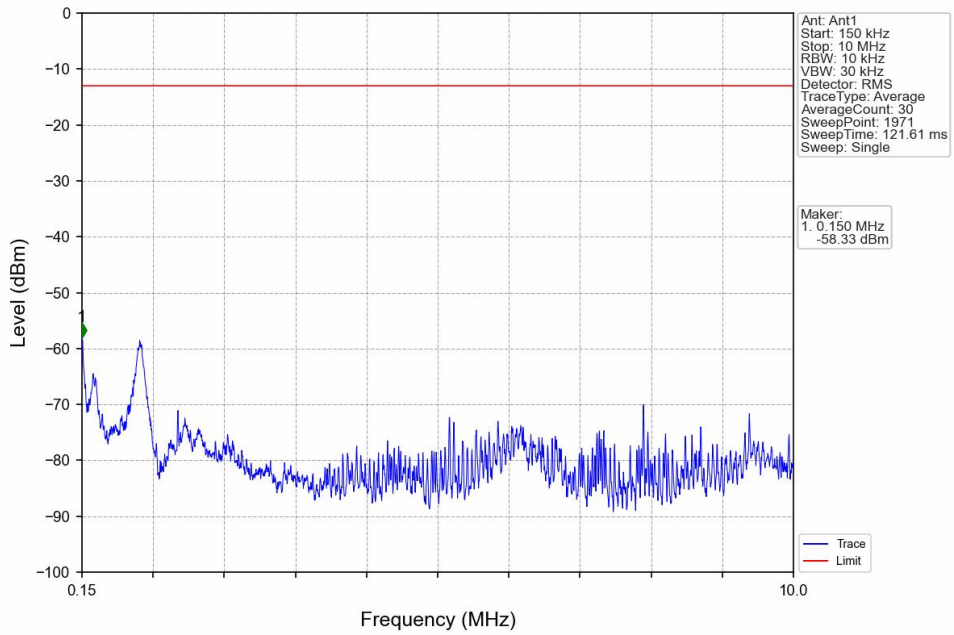
6.1.1 Test Result

Band: 26c / Bandwidth: 15MHz / NTN						
Modulation	Frequency (MHz)	RB Allocation		Spurious Emission		Verdict
		Size	Offset	Result	Limit	
QPSK	821.5	1	0	Refer To Test Graph	Pass	
		75	0	Refer To Test Graph	Pass	
	831.5	1	0	Refer To Test Graph	Pass	
		841.5	1	0	Refer To Test Graph	Pass
				74	Refer To Test Graph	Pass
			75	0	Refer To Test Graph	Pass
16QAM	821.5	1	0	Refer To Test Graph	Pass	
		75	0	Refer To Test Graph	Pass	
	831.5	1	0	Refer To Test Graph	Pass	
		841.5	1	0	Refer To Test Graph	Pass
				74	Refer To Test Graph	Pass
			75	0	Refer To Test Graph	Pass

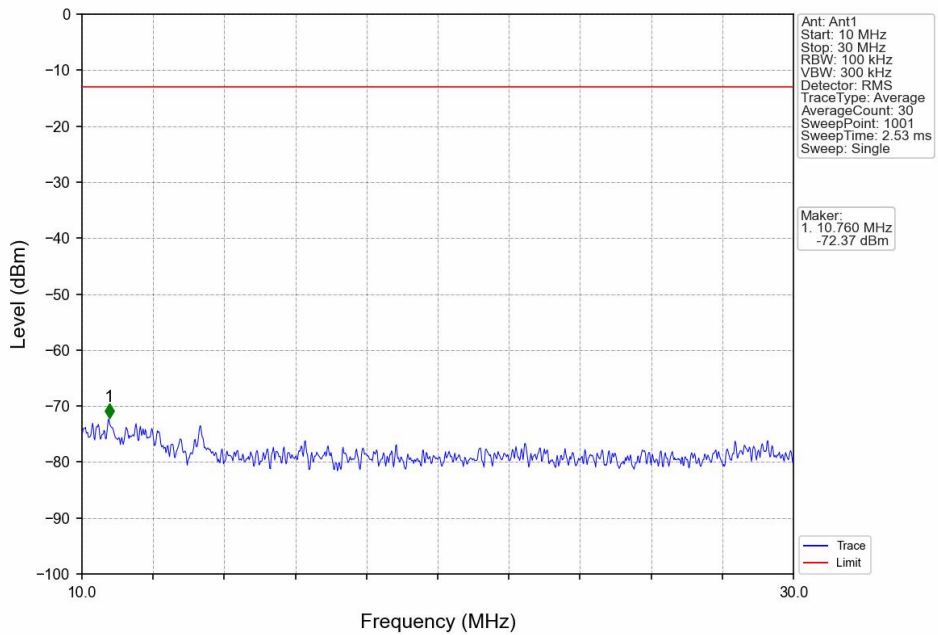
6.1.2 Test Graph



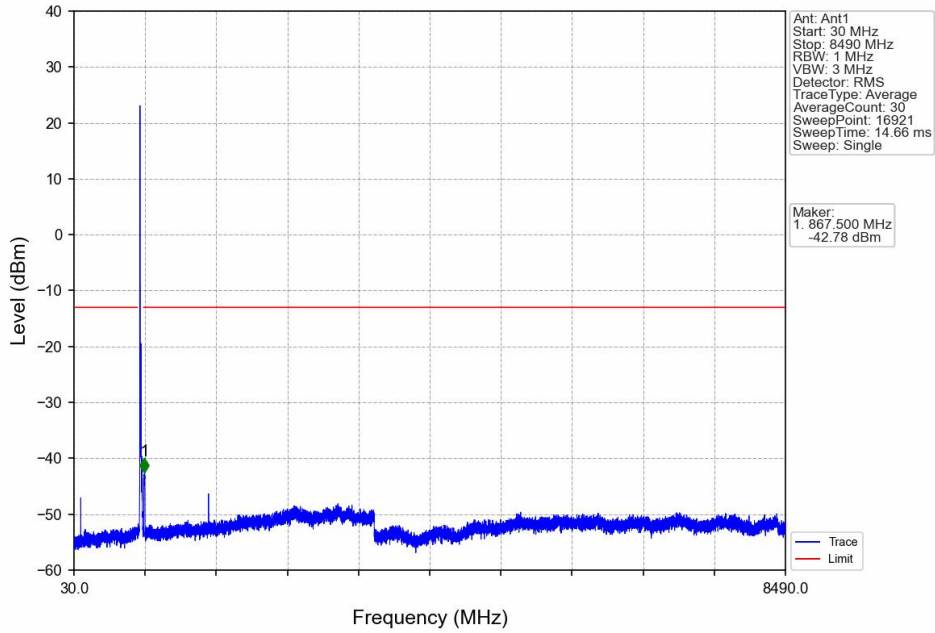
Band26c_15MHz_QPSK_LCH_821.5MHz_RB_1_0_NTV



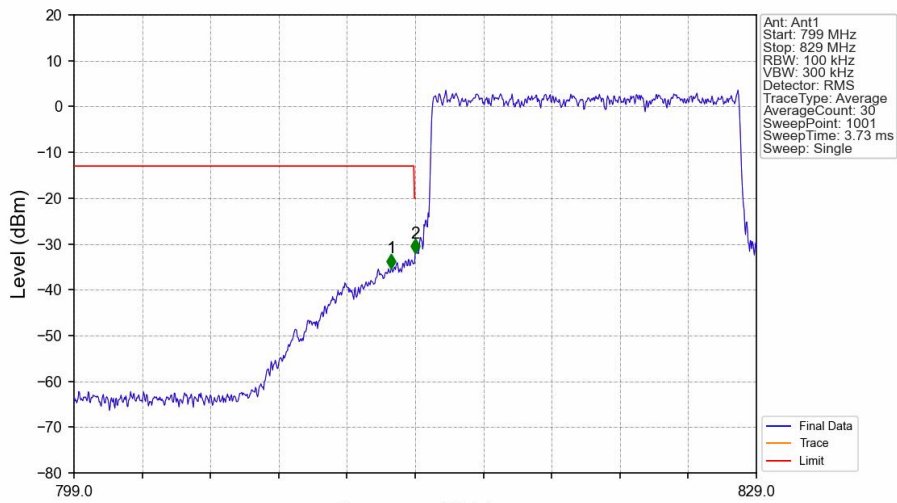
Band26c_15MHz_QPSK_LCH_821.5MHz_RB_1_0_NTV



Band26c_15MHz_QPSK_LCH_821.5MHz_RB_1_0_NTNV

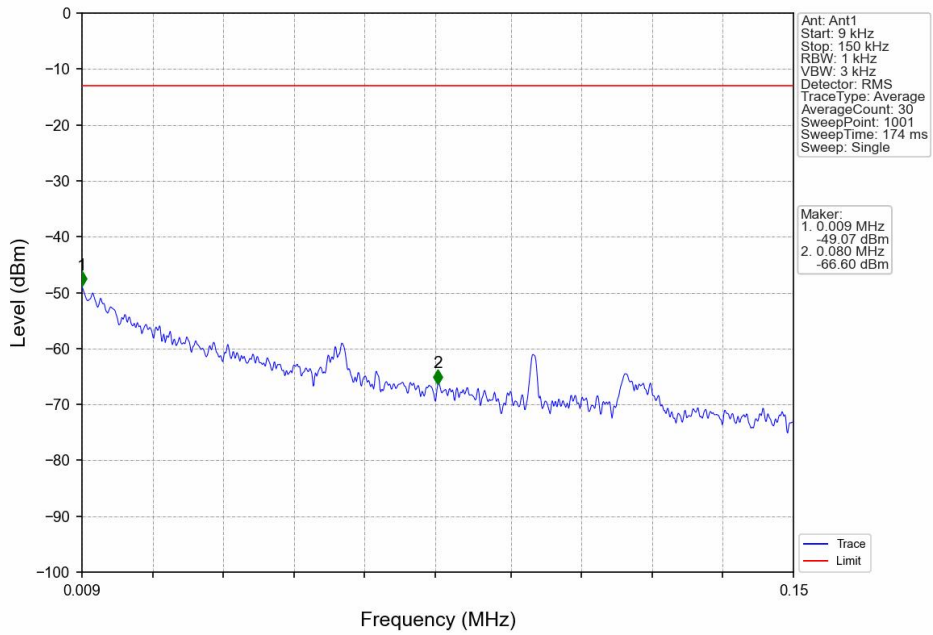


Band26c_15MHz_QPSK_LCH_821.5MHz_RB_75_0_NTNV

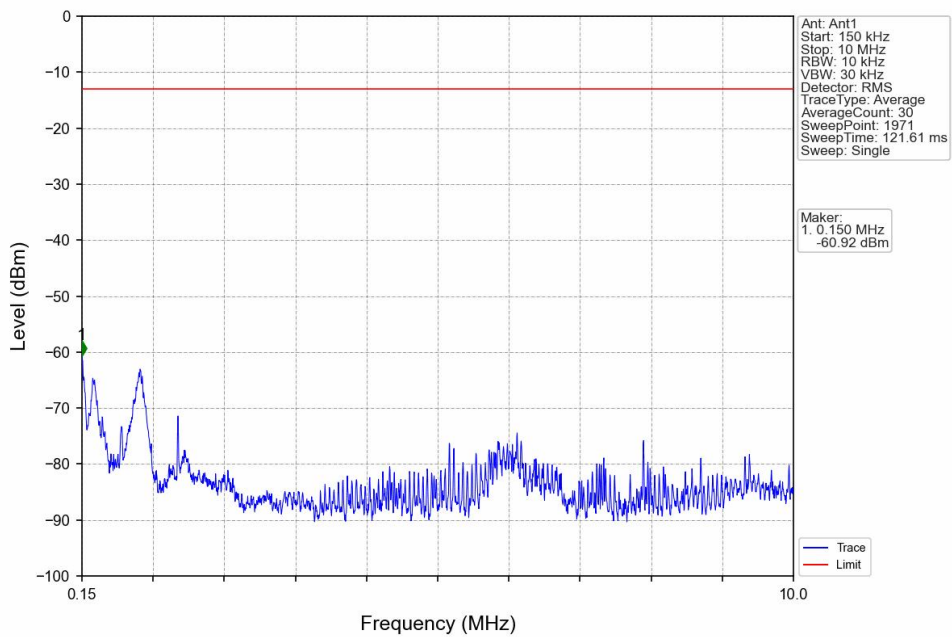


Start (MHz)	Stop (MHz)	RBW (MHz)	Method	Marker No.	Freq (MHz)	Level (dBm)	Limit (dBm)	Result
799	813	0.1	/	1	812.950	-35.29	-13	Pass
813	814	0.154	/	2	814.000	-31.99	-20	Pass
814	829	0.154	/	/	/	/	/	/

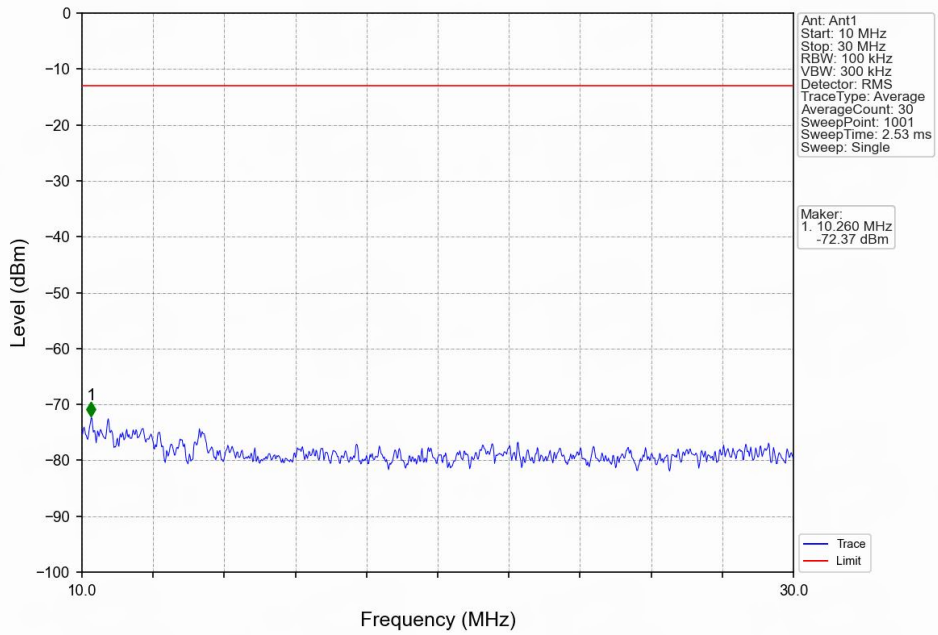
Band26c_15MHz_QPSK_MCH_831.5MHz_RB_1_0_NTNV



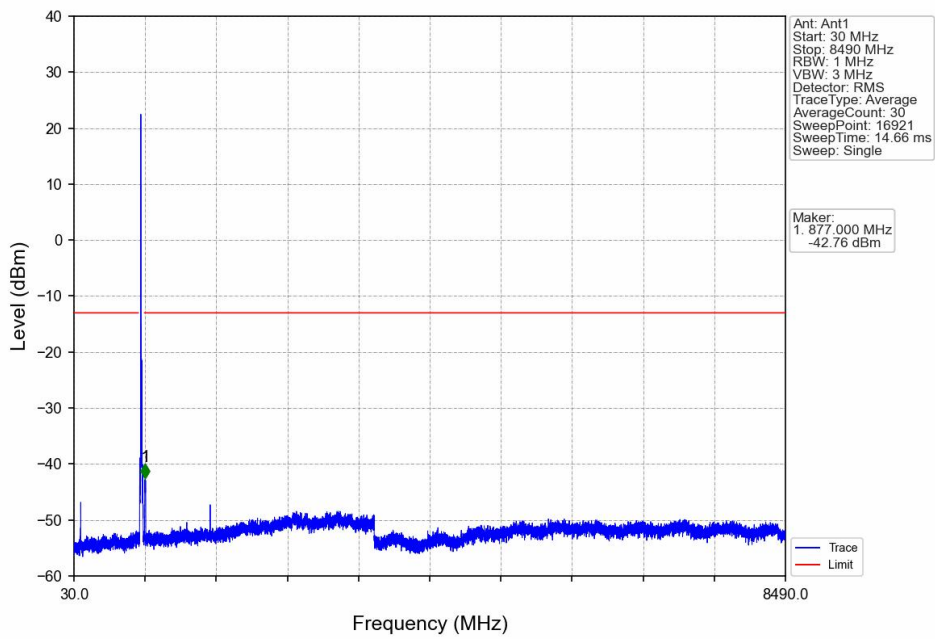
Band26c_15MHz_QPSK_MCH_831.5MHz_RB_1_0_NTNV



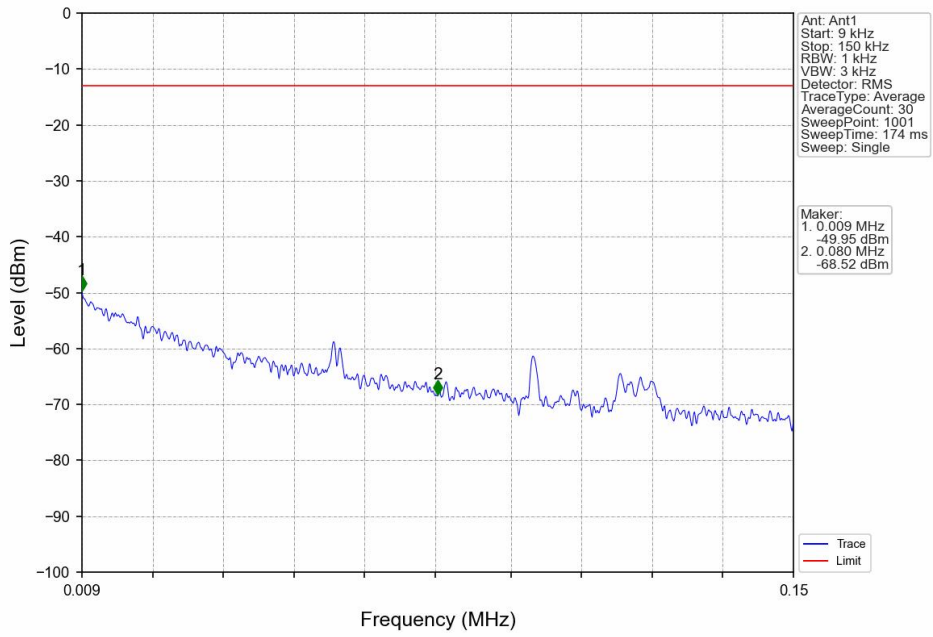
Band26c_15MHz_QPSK_MCH_831.5MHz_RB_1_0_NTNV



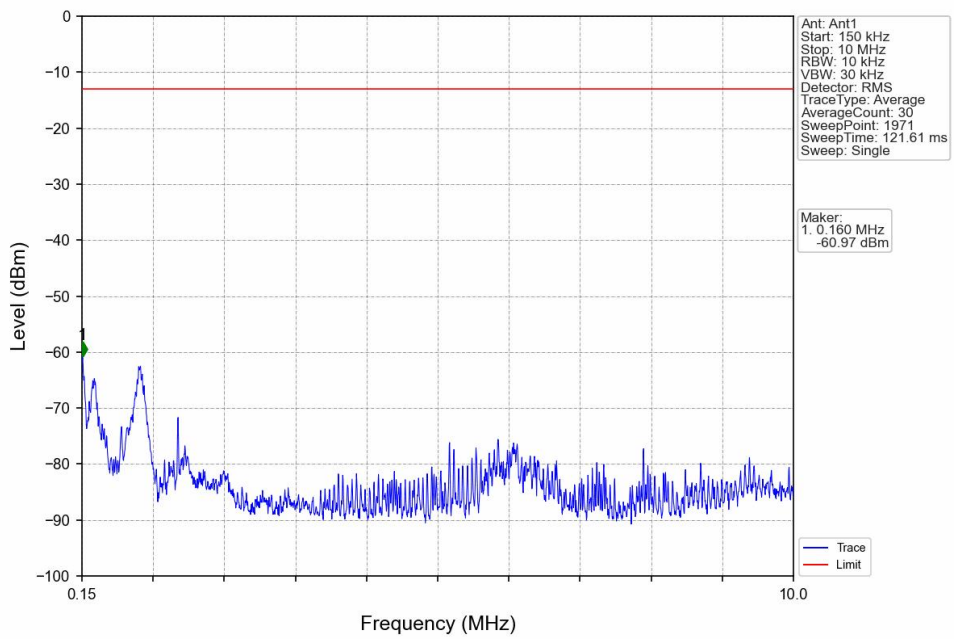
Band26c_15MHz_QPSK_MCH_831.5MHz_RB_1_0_NTNV



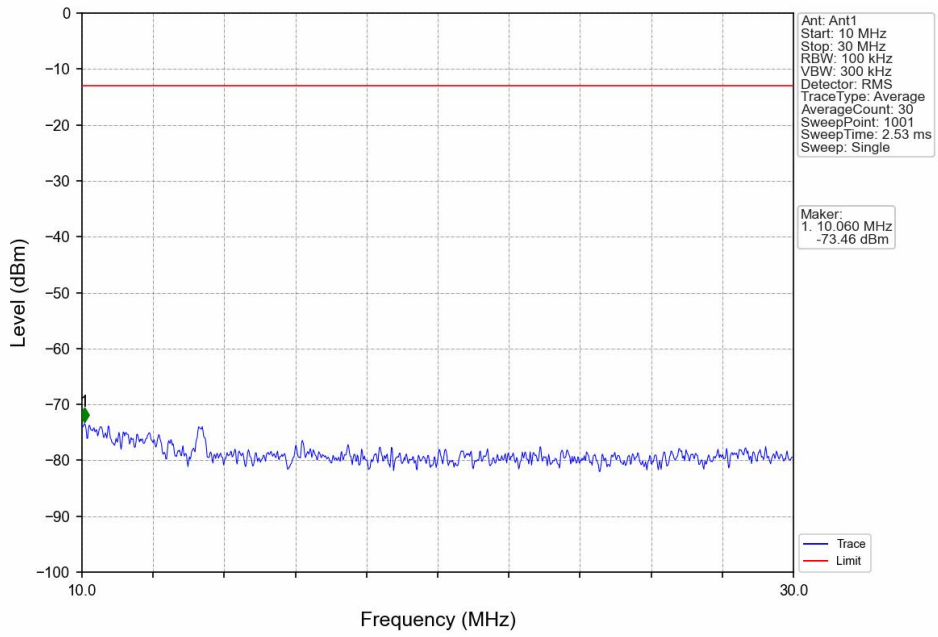
Band26c 15MHz QPSK HCH 841.5MHz RB 1 0 NTV



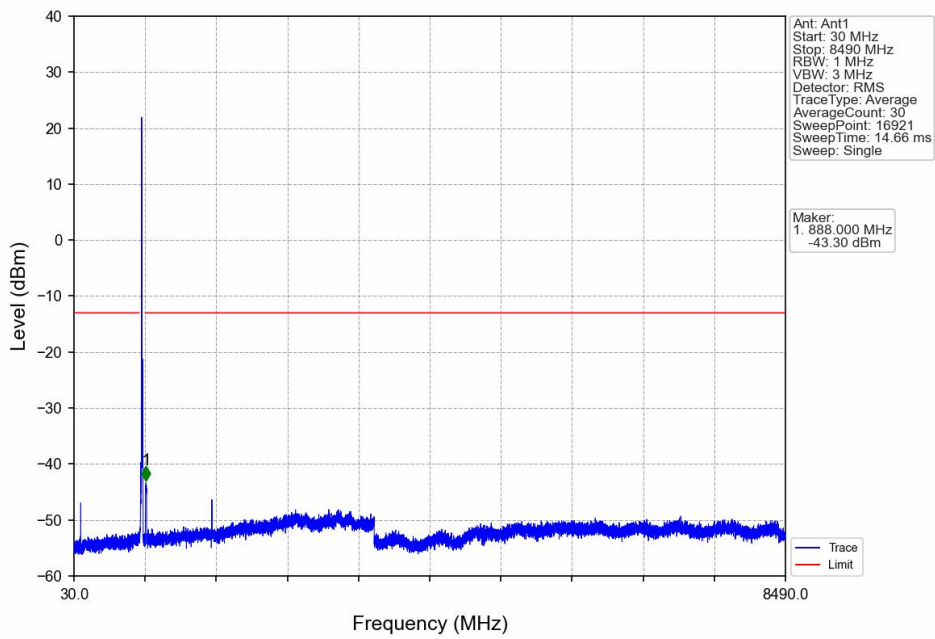
Band26c 15MHz QPSK HCH 841.5MHz RB 1 0 NTV



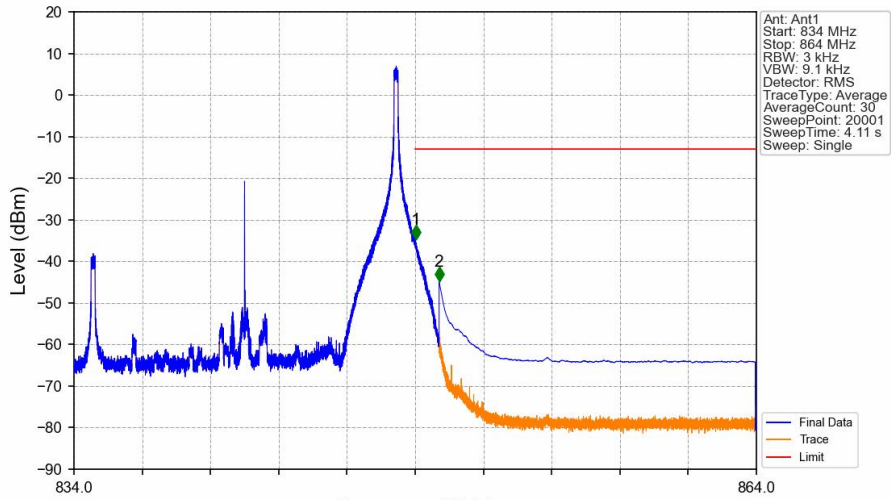
Band26c 15MHz QPSK HCH 841.5MHz RB 1 0 NTV



Band26c 15MHz QPSK HCH 841.5MHz RB 1 0 NTV

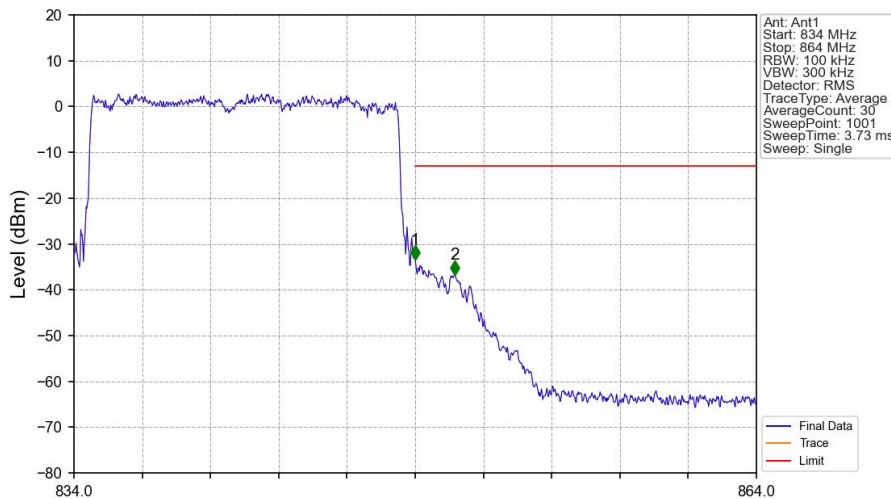


Band26c_15MHz_QPSK_HCH_841.5MHz_RB_1_74_NTNV



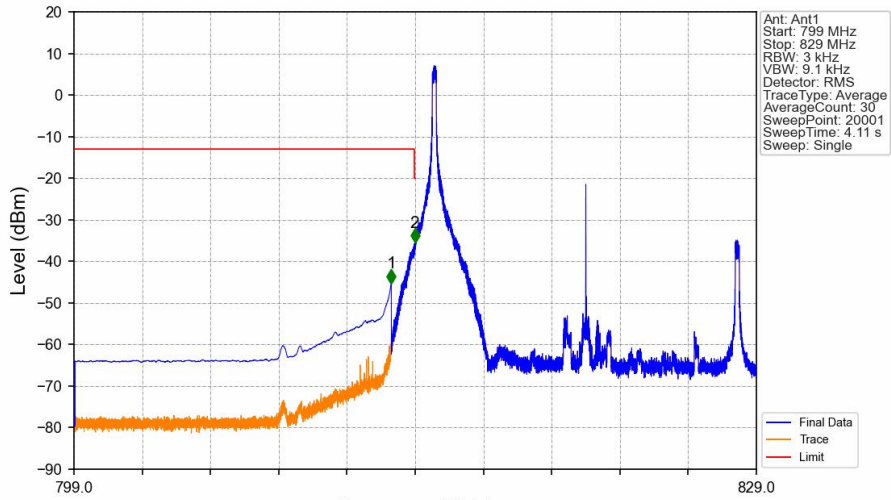
Start (MHz)	Stop (MHz)	RBW (MHz)	Method	Marker No.	Freq (MHz)	Level (dBm)	Limit (dBm)	Result
834	849	0.003	/	/	/	/	/	/
849	850	0.003	/	1	849.018	-34.72	-13	Pass
850	864	0.1	CHP	2	850.052	-44.83	-13	Pass

Band26c_15MHz_QPSK_HCH_841.5MHz_RB_75_0_NTNV



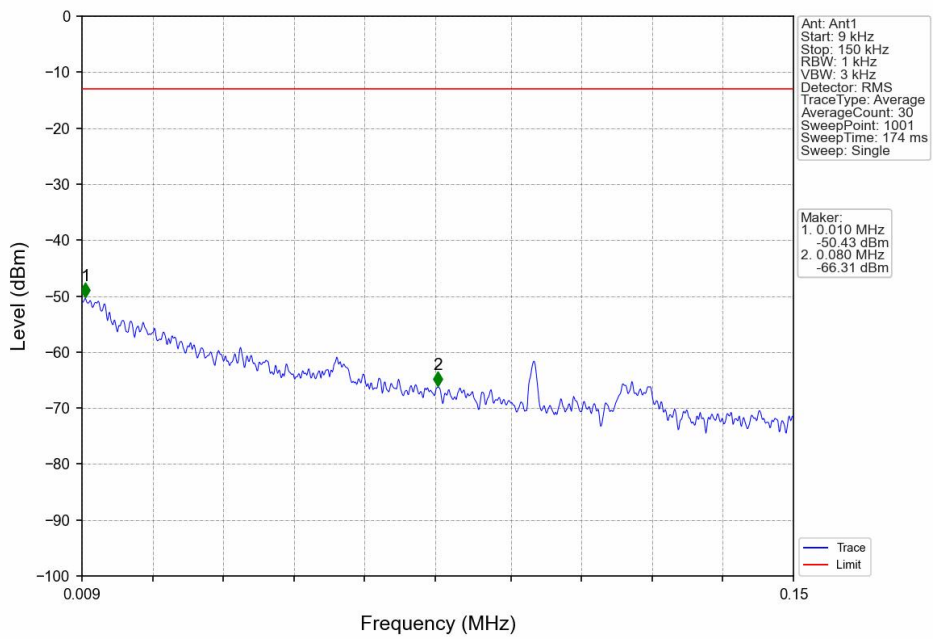
Start (MHz)	Stop (MHz)	RBW (MHz)	Method	Marker No.	Freq (MHz)	Level (dBm)	Limit (dBm)	Result
834	849	0.151	/	/	/	/	/	/
849	850	0.151	/	1	849.000	-33.42	-13	Pass
850	864	0.1	/	2	850.740	-36.70	-13	Pass

Band26c_15MHz_16QAM_LCH_821.5MHz_RB_1_0_NTNV



Start (MHz)	Stop (MHz)	RBW (MHz)	Method	Marker No.	Freq (MHz)	Level (dBm)	Limit (dBm)	Result
799	813	0.1	CHP	1	812.948	-45.31	-13	Pass
813	814	0.003	/	2	813.984	-35.49	-20	Pass
814	829	0.003	/	/	/	/	/	/

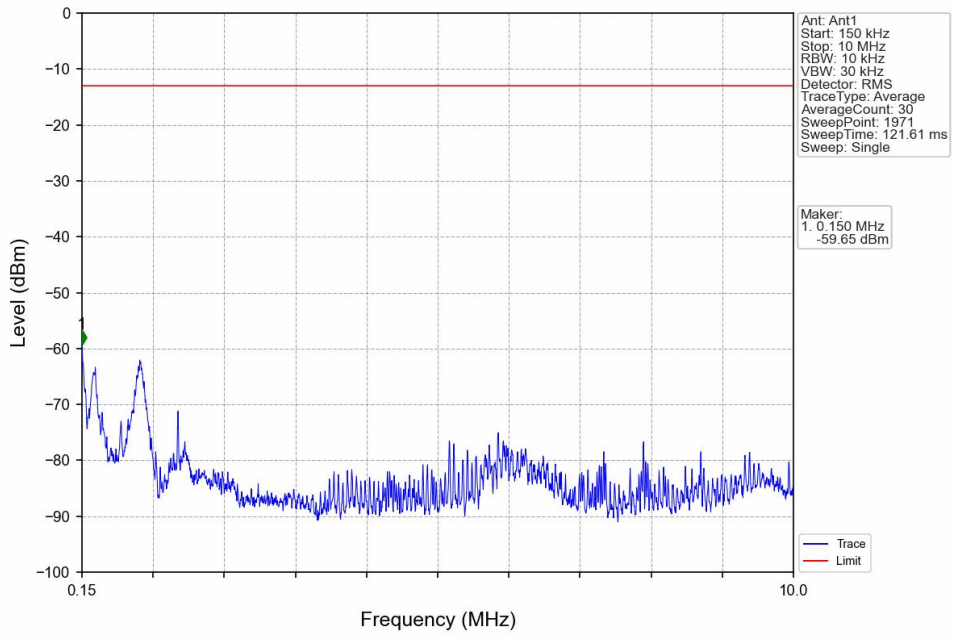
Band26c_15MHz_16QAM_LCH_821.5MHz_RB_1_0_NTNV



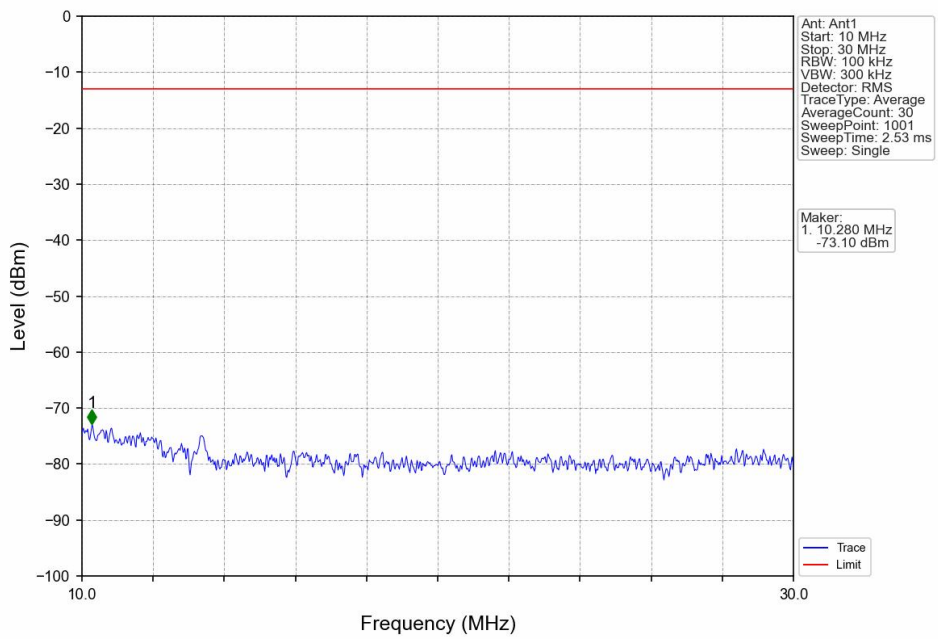
Ant: Ant1
 Start: 9 kHz
 Stop: 150 kHz
 RBW: 1 kHz
 VBW: 3 kHz
 Detector: RMS
 Trace Type: Average
 Average Count: 30
 Sweep Point: 1001
 Sweep Time: 174 ms
 Sweep: Single

Marker:
 1. 0.010 MHz
 -50.43 dBm
 2. 0.080 MHz
 -66.31 dBm

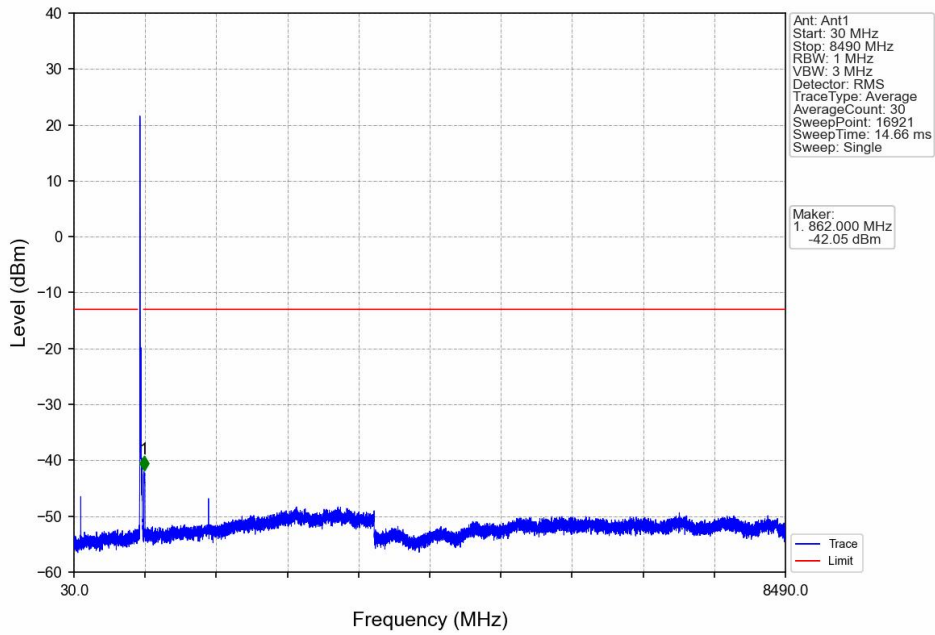
Band26c_15MHz_16QAM_LCH_821.5MHz_RB_1_0_NTNV



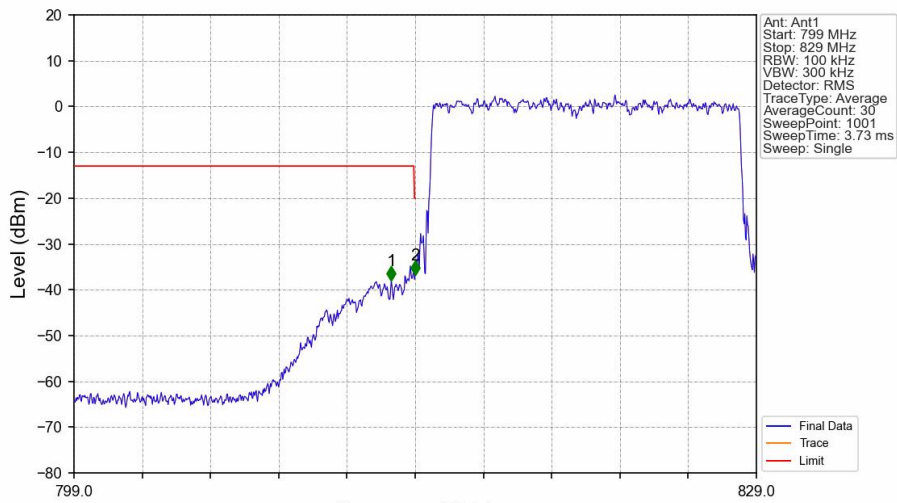
Band26c_15MHz_16QAM_LCH_821.5MHz_RB_1_0_NTNV



Band26c_15MHz_16QAM_LCH_821.5MHz_RB_1_0_NTNV

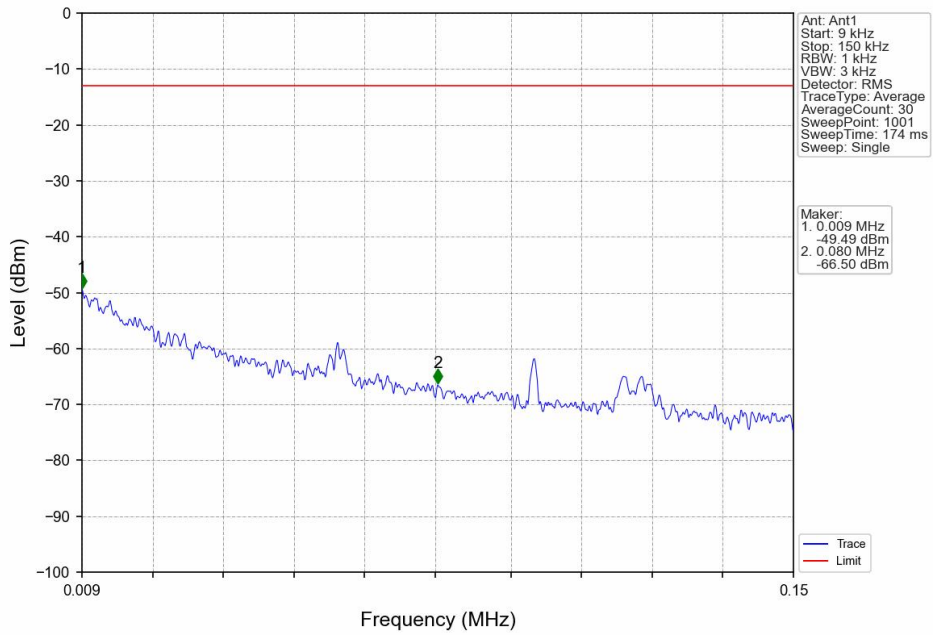


Band26c_15MHz_16QAM_LCH_821.5MHz_RB_75_0_NTNV

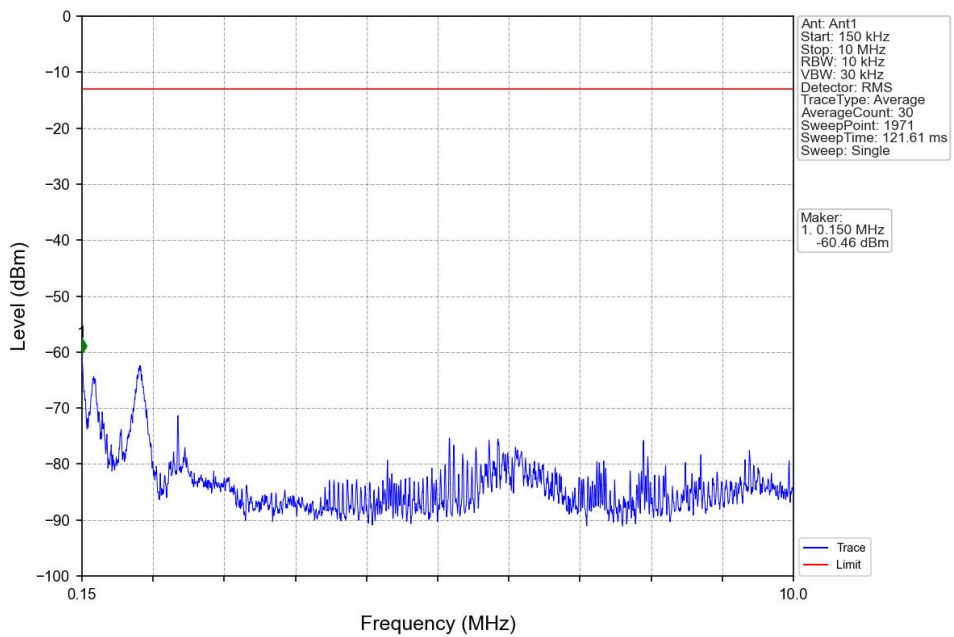


Start (MHz)	Stop (MHz)	RBW (MHz)	Method	Marker No.	Freq (MHz)	Level (dBm)	Limit (dBm)	Result
799	813	0.1	/	1	812.950	-38.02	-13	Pass
813	814	0.153	/	2	814.000	-36.76	-20	Pass
814	829	0.153	/	/	/	/	/	/

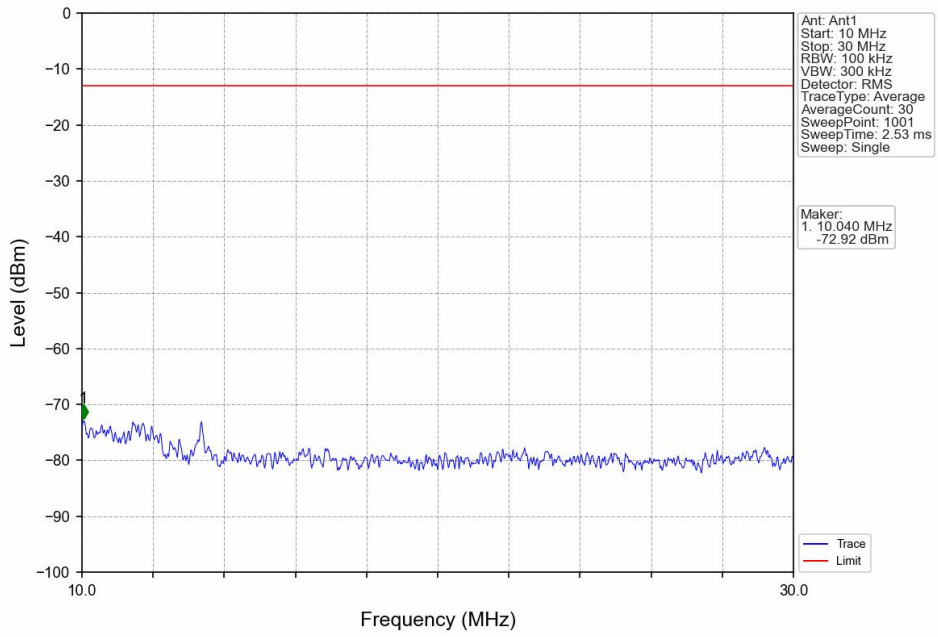
Band26c_15MHz_16QAM_MCH_831.5MHz_RB_1_0_NTNV



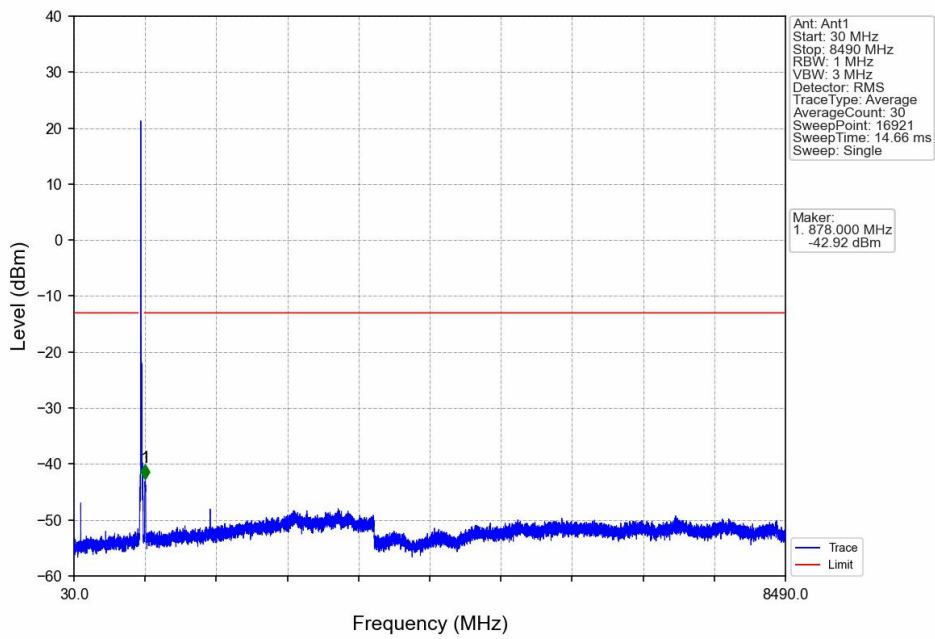
Band26c_15MHz_16QAM_MCH_831.5MHz_RB_1_0_NTNV



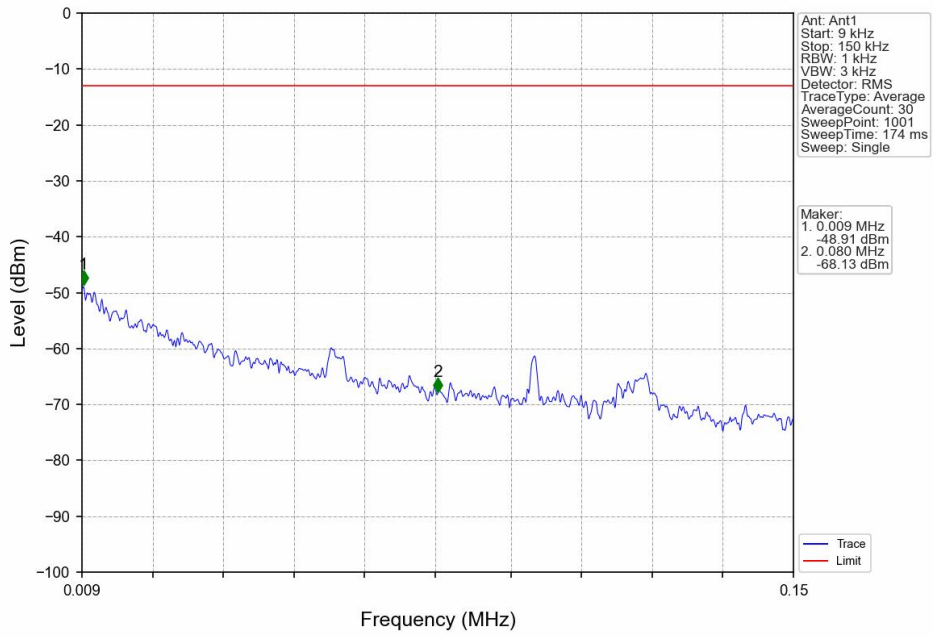
Band26c_15MHz_16QAM_MCH_831.5MHz_RB_1_0_NTNV



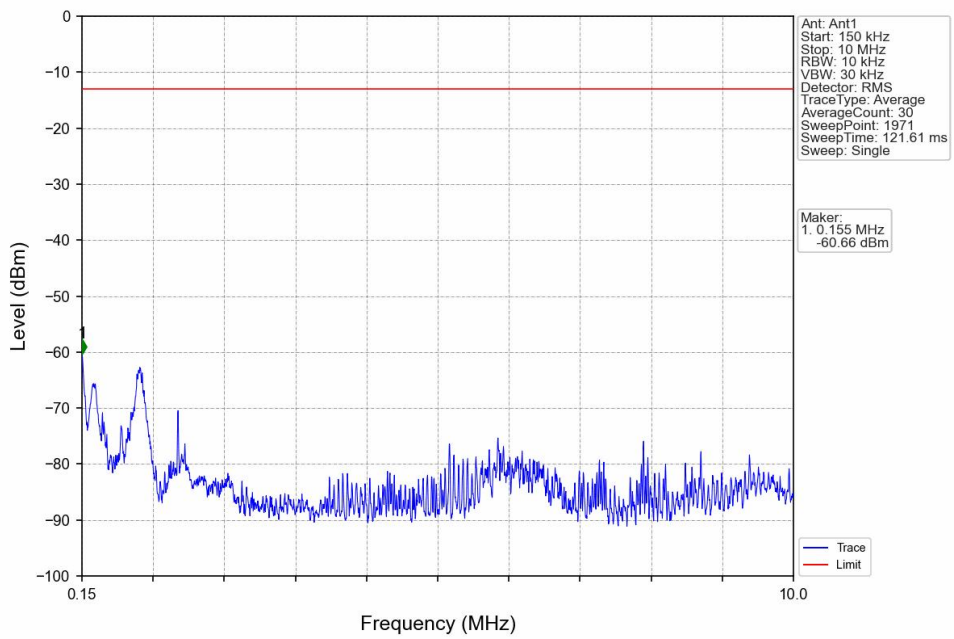
Band26c_15MHz_16QAM_MCH_831.5MHz_RB_1_0_NTNV



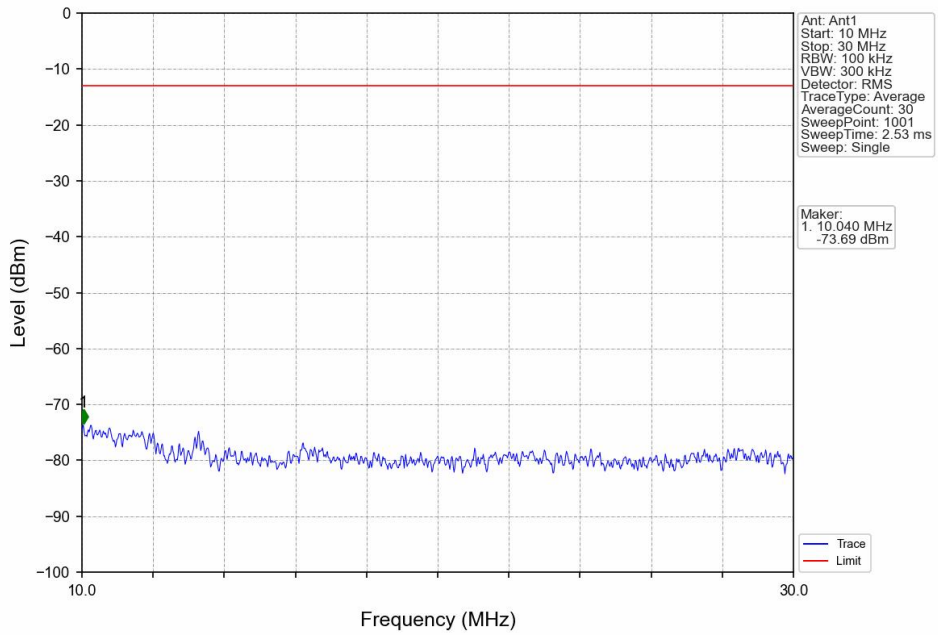
Band26c_15MHz_16QAM_HCH_841.5MHz_RB_1_0_NTNV



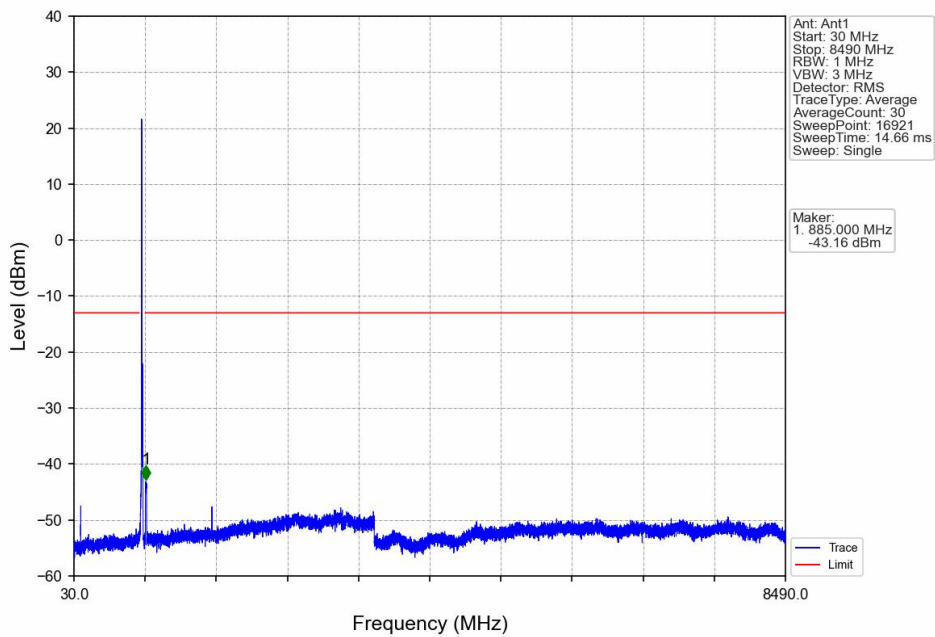
Band26c_15MHz_16QAM_HCH_841.5MHz_RB_1_0_NTNV



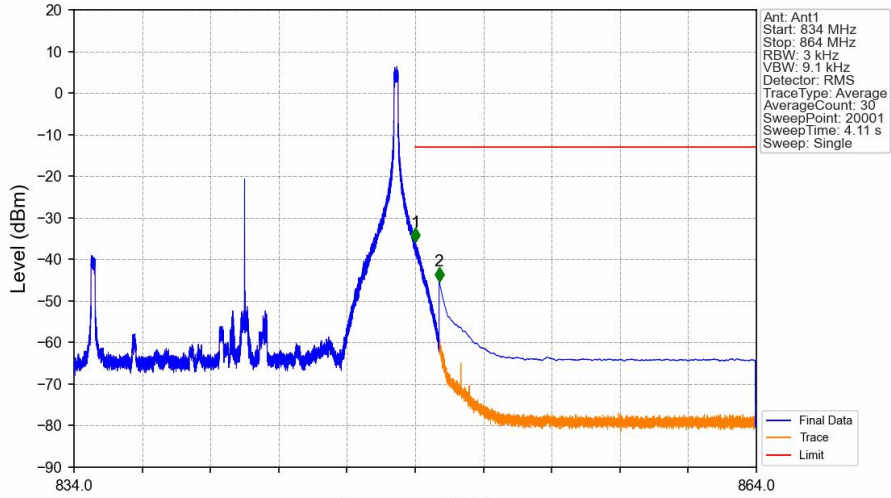
Band26c_15MHz_16QAM_HCH_841.5MHz_RB_1_0_NTNV



Band26c_15MHz_16QAM_HCH_841.5MHz_RB_1_0_NTNV

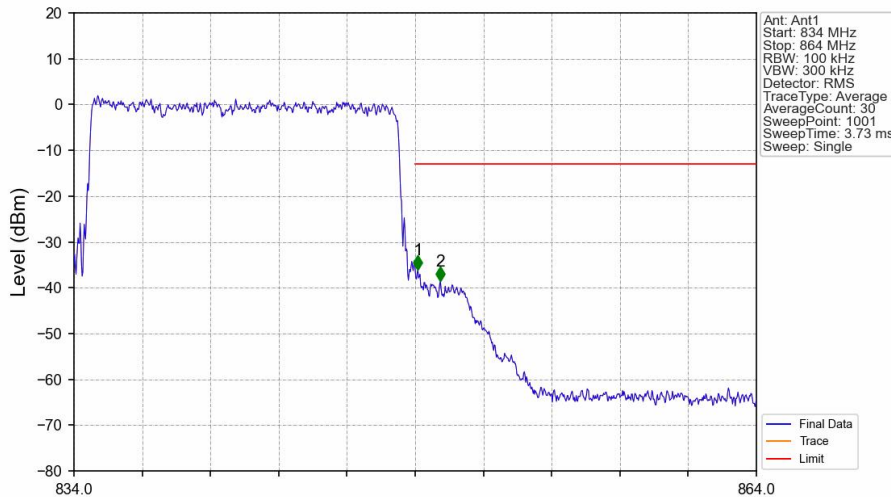


Band26c_15MHz_16QAM_HCH_841.5MHz_RB_1_74_NTNV



Start (MHz)	Stop (MHz)	RBW (MHz)	Method	Marker No.	Freq (MHz)	Level (dBm)	Limit (dBm)	Result
834	849	0.003	/	/	/	/	/	/
849	850	0.003	/	1	849.005	-35.89	-13	Pass
850	864	0.1	CHP	2	850.052	-45.31	-13	Pass

Band26c_15MHz_16QAM_HCH_841.5MHz_RB_75_0_NTNV



Start (MHz)	Stop (MHz)	RBW (MHz)	Method	Marker No.	Freq (MHz)	Level (dBm)	Limit (dBm)	Result
834	849	0.153	/	/	/	/	/	/
849	850	0.153	/	1	849.120	-36.15	-13	Pass
850	864	0.1	/	2	850.110	-38.54	-13	Pass

7. Form731

7.1 Form731_Power

7.1.1 Test Result

Band	BW	Lower Freq	High Freq	MAX Power (W)	Value	Hz/ppm	Emission Designator	Rule Parts	MAX Power (dBm)
26c	15	821.5	841.5	0.2032	0.0106	ppm	13M7G7D	/	23.08
26c	15	821.5	841.5	0.1644	0.0116	ppm	13M6W7D	/	22.16

7.2 Form731_ERP

7.2.1 Test Result

Band	BW	Lower Freq	High Freq	MAX Power (W)	Value	Hz/ppm	Emission Designator	Rule Parts	MAX Power (dBm)
26c	15	821.5	841.5	0.1384	0.0106	ppm	13M7G7D	/	21.41
26c	15	821.5	841.5	0.1119	0.0116	ppm	13M6W7D	/	20.49