

1. Effective (Isotropic) Radiated Power Output Data

1.1 B13_5MHz_ERP

1.1.1 Test Result

Band: 13 / Bandwidth: 5MHz / NTNV										
Modulation	Frequency (MHz)	RB Allocation		Conducted Power (dBm)	Gain (dBi)	ERP (dBm)		Verdict		
		Size	Offset			Result	Limit			
QPSK	779.5	1	0	22.92	0.44	21.21	<=34.77	Pass		
			13	23.10	0.44	21.39	<=34.77	Pass		
			24	22.98	0.44	21.27	<=34.77	Pass		
		12	0	22.08	0.44	20.37	<=34.77	Pass		
			6	22.21	0.44	20.50	<=34.77	Pass		
			13	22.12	0.44	20.41	<=34.77	Pass		
		25	0	22.17	0.44	20.46	<=34.77	Pass		
		782	1	0	22.99	0.44	21.28	<=34.77	Pass	
				13	23.12	0.44	21.41	<=34.77	Pass	
	24			23.01	0.44	21.30	<=34.77	Pass		
	12		0	22.15	0.44	20.44	<=34.77	Pass		
			6	22.22	0.44	20.51	<=34.77	Pass		
			13	22.17	0.44	20.46	<=34.77	Pass		
	25	0	22.17	0.44	20.46	<=34.77	Pass			
	784.5	1	0	22.99	0.44	21.28	<=34.77	Pass		
			13	23.13	0.44	21.42	<=34.77	Pass		
			24	23.03	0.44	21.32	<=34.77	Pass		
		12	0	22.17	0.44	20.46	<=34.77	Pass		
			6	22.19	0.44	20.48	<=34.77	Pass		
			13	22.09	0.44	20.38	<=34.77	Pass		
		25	0	22.17	0.44	20.46	<=34.77	Pass		
		16QAM	779.5	1	0	22.25	0.44	20.54	<=34.77	Pass
					13	22.34	0.44	20.63	<=34.77	Pass
	24				22.27	0.44	20.56	<=34.77	Pass	
12	0			21.10	0.44	19.39	<=34.77	Pass		
	6			21.23	0.44	19.52	<=34.77	Pass		
	13			21.19	0.44	19.48	<=34.77	Pass		
25	0			21.16	0.44	19.45	<=34.77	Pass		
782	1			0	22.17	0.44	20.46	<=34.77	Pass	
				13	22.30	0.44	20.59	<=34.77	Pass	
			24	22.26	0.44	20.55	<=34.77	Pass		
	12		0	21.08	0.44	19.37	<=34.77	Pass		
			6	21.15	0.44	19.44	<=34.77	Pass		
			13	21.12	0.44	19.41	<=34.77	Pass		
25	0		21.10	0.44	19.39	<=34.77	Pass			
784.5	1		0	22.27	0.44	20.56	<=34.77	Pass		
			13	22.44	0.44	20.73	<=34.77	Pass		
			24	22.32	0.44	20.61	<=34.77	Pass		
	12		0	21.21	0.44	19.50	<=34.77	Pass		
			6	21.19	0.44	19.48	<=34.77	Pass		
			13	21.12	0.44	19.41	<=34.77	Pass		
	25		0	21.18	0.44	19.47	<=34.77	Pass		

Note1: ERP=Conducted Power+Antenna Gain-2.15

1.2 B13_10MHz_ERP

1.2.1 Test Result

Band: 13 / Bandwidth: 10MHz / NTV										
Modulation	Frequency (MHz)	RB Allocation		Conducted Power (dBm)	Gain (dBi)	ERP (dBm)		Verdict		
		Size	Offset			Result	Limit			
QPSK	782	1	0	23.15	0.44	21.44	<=34.77	Pass		
			25	23.36	0.44	21.65	<=34.77	Pass		
			49	23.14	0.44	21.43	<=34.77	Pass		
		25	0	22.15	0.44	20.44	<=34.77	Pass		
			13	22.27	0.44	20.56	<=34.77	Pass		
			25	22.15	0.44	20.44	<=34.77	Pass		
		50	0	22.18	0.44	20.47	<=34.77	Pass		
		16QAM	782	1	0	22.00	0.44	20.29	<=34.77	Pass
					25	22.23	0.44	20.52	<=34.77	Pass
49	22.02				0.44	20.31	<=34.77	Pass		
25	0			21.11	0.44	19.40	<=34.77	Pass		
	13			21.22	0.44	19.51	<=34.77	Pass		
	25			21.16	0.44	19.45	<=34.77	Pass		
50	0			21.15	0.44	19.44	<=34.77	Pass		

Note1: ERP=Conducted Power+Antenna Gain-2.15

2. Frequency Stability

2.1 B13_5MHz

2.1.1 Test Result

Band: 13 / Bandwidth: 5MHz												
Modulation	Frequency (MHz)	RB Allocation		Temp. (°C)	Voltage (VDC)	Freq. Error (Hz)	Freq. vs. Rated (ppm)		Verdict			
		Size	Offset				Result	Limit				
QPSK	779.5	25	0	20	3.27	-7.854	-0.0101	-2.5 to 2.5	Pass			
					3.85	-7.224	-0.0093	-2.5 to 2.5	Pass			
					4.43	-7.253	-0.0093	-2.5 to 2.5	Pass			
				-30	3.85	-6.151	-0.0079	-2.5 to 2.5	Pass			
				-20	3.85	-6.495	-0.0083	-2.5 to 2.5	Pass			
				-10	3.85	-5.078	-0.0065	-2.5 to 2.5	Pass			
				0	3.85	-5.393	-0.0069	-2.5 to 2.5	Pass			
				10	3.85	-5.322	-0.0068	-2.5 to 2.5	Pass			
				30	3.85	-8.826	-0.0113	-2.5 to 2.5	Pass			
				40	3.85	-4.907	-0.0063	-2.5 to 2.5	Pass			
				50	3.85	-9.599	-0.0123	-2.5 to 2.5	Pass			
				782	25	0	20	3.27	-6.838	-0.0087	-2.5 to 2.5	Pass
								3.85	-6.723	-0.0086	-2.5 to 2.5	Pass
								4.43	-5.751	-0.0074	-2.5 to 2.5	Pass
							-30	3.85	-3.362	-0.0043	-2.5 to 2.5	Pass
	-20	3.85	-4.163				-0.0053	-2.5 to 2.5	Pass			
	-10	3.85	-6.266				-0.0080	-2.5 to 2.5	Pass			
	0	3.85	-3.405				-0.0044	-2.5 to 2.5	Pass			
	10	3.85	-6.323				-0.0081	-2.5 to 2.5	Pass			
	30	3.85	-6.938				-0.0089	-2.5 to 2.5	Pass			
	40	3.85	-2.847				-0.0036	-2.5 to 2.5	Pass			
	50	3.85	-3.991				-0.0051	-2.5 to 2.5	Pass			
	784.5	25	0				20	3.27	-7.081	-0.0090	-2.5 to 2.5	Pass
								3.85	-5.808	-0.0074	-2.5 to 2.5	Pass
								4.43	-7.854	-0.0100	-2.5 to 2.5	Pass
							-30	3.85	-5.364	-0.0068	-2.5 to 2.5	Pass
				-20	3.85	-6.995	-0.0089	-2.5 to 2.5	Pass			
				-10	3.85	-9.341	-0.0119	-2.5 to 2.5	Pass			

				0	3.85	-7.010	-0.0089	-2.5 to 2.5	Pass			
				10	3.85	-7.195	-0.0092	-2.5 to 2.5	Pass			
				30	3.85	-5.193	-0.0066	-2.5 to 2.5	Pass			
				40	3.85	-4.678	-0.0060	-2.5 to 2.5	Pass			
				50	3.85	-10.757	-0.0137	-2.5 to 2.5	Pass			
16QAM	779.5	25	0	20	3.27	-7.625	-0.0098	-2.5 to 2.5	Pass			
					3.85	-6.638	-0.0085	-2.5 to 2.5	Pass			
					4.43	-6.166	-0.0079	-2.5 to 2.5	Pass			
				-30	3.85	-5.736	-0.0074	-2.5 to 2.5	Pass			
				-20	3.85	-5.493	-0.0070	-2.5 to 2.5	Pass			
				-10	3.85	-8.283	-0.0106	-2.5 to 2.5	Pass			
				0	3.85	-3.877	-0.0050	-2.5 to 2.5	Pass			
				10	3.85	-7.596	-0.0097	-2.5 to 2.5	Pass			
				30	3.85	-6.180	-0.0079	-2.5 to 2.5	Pass			
				40	3.85	-8.154	-0.0105	-2.5 to 2.5	Pass			
				50	3.85	-5.207	-0.0067	-2.5 to 2.5	Pass			
				782	25	0	20	3.27	-6.566	-0.0084	-2.5 to 2.5	Pass
								3.85	-5.808	-0.0074	-2.5 to 2.5	Pass
								4.43	-7.467	-0.0095	-2.5 to 2.5	Pass
							-30	3.85	-6.866	-0.0088	-2.5 to 2.5	Pass
	-20	3.85	-5.393				-0.0069	-2.5 to 2.5	Pass			
	-10	3.85	-6.824				-0.0087	-2.5 to 2.5	Pass			
	0	3.85	-7.195				-0.0092	-2.5 to 2.5	Pass			
	10	3.85	-9.127				-0.0117	-2.5 to 2.5	Pass			
	30	3.85	-10.042				-0.0128	-2.5 to 2.5	Pass			
	40	3.85	-8.640				-0.0110	-2.5 to 2.5	Pass			
	50	3.85	-10.400				-0.0133	-2.5 to 2.5	Pass			
	784.5	25	0				20	3.27	-4.907	-0.0063	-2.5 to 2.5	Pass
								3.85	-4.334	-0.0055	-2.5 to 2.5	Pass
								4.43	-7.439	-0.0095	-2.5 to 2.5	Pass
							-30	3.85	-3.233	-0.0041	-2.5 to 2.5	Pass
				-20	3.85	-2.661	-0.0034	-2.5 to 2.5	Pass			
				-10	3.85	-7.081	-0.0090	-2.5 to 2.5	Pass			
				0	3.85	-9.341	-0.0119	-2.5 to 2.5	Pass			
				10	3.85	-4.749	-0.0061	-2.5 to 2.5	Pass			
30				3.85	-5.207	-0.0066	-2.5 to 2.5	Pass				
40				3.85	-8.626	-0.0110	-2.5 to 2.5	Pass				
50				3.85	-8.612	-0.0110	-2.5 to 2.5	Pass				

2.2 B13_10MHz

2.2.1 Test Result

Band: 13 / Bandwidth: 10MHz									
Modulation	Frequency (MHz)	RB Allocation		Temp. (°C)	Voltage (VDC)	Freq. Error (Hz)	Freq. vs. Rated (ppm)		Verdict
		Size	Offset				Result	Limit	
QPSK	782	50	0	20	3.27	-7.153	-0.0091	-2.5 to 2.5	Pass
					3.85	-0.772	-0.0010	-2.5 to 2.5	Pass
					4.43	-7.982	-0.0102	-2.5 to 2.5	Pass
				-30	3.85	-7.782	-0.0100	-2.5 to 2.5	Pass
				-20	3.85	-6.537	-0.0084	-2.5 to 2.5	Pass
				-10	3.85	-5.279	-0.0068	-2.5 to 2.5	Pass
				0	3.85	-5.264	-0.0067	-2.5 to 2.5	Pass
				10	3.85	-5.593	-0.0072	-2.5 to 2.5	Pass
				30	3.85	-6.509	-0.0083	-2.5 to 2.5	Pass
				40	3.85	-8.411	-0.0108	-2.5 to 2.5	Pass
				50	3.85	-8.268	-0.0106	-2.5 to 2.5	Pass

16QAM	782	50	0	20	3.27	-9.499	-0.0121	-2.5 to 2.5	Pass
					3.85	-7.238	-0.0093	-2.5 to 2.5	Pass
					4.43	-4.706	-0.0060	-2.5 to 2.5	Pass
				-30	3.85	-7.010	-0.0090	-2.5 to 2.5	Pass
					-20	3.85	-8.154	-0.0104	-2.5 to 2.5
				-10	3.85	-4.249	-0.0054	-2.5 to 2.5	Pass
					0	3.85	-4.849	-0.0062	-2.5 to 2.5
				10	3.85	-5.035	-0.0064	-2.5 to 2.5	Pass
				30	3.85	-7.939	-0.0102	-2.5 to 2.5	Pass
				40	3.85	-5.651	-0.0072	-2.5 to 2.5	Pass
				50	3.85	-3.948	-0.0050	-2.5 to 2.5	Pass

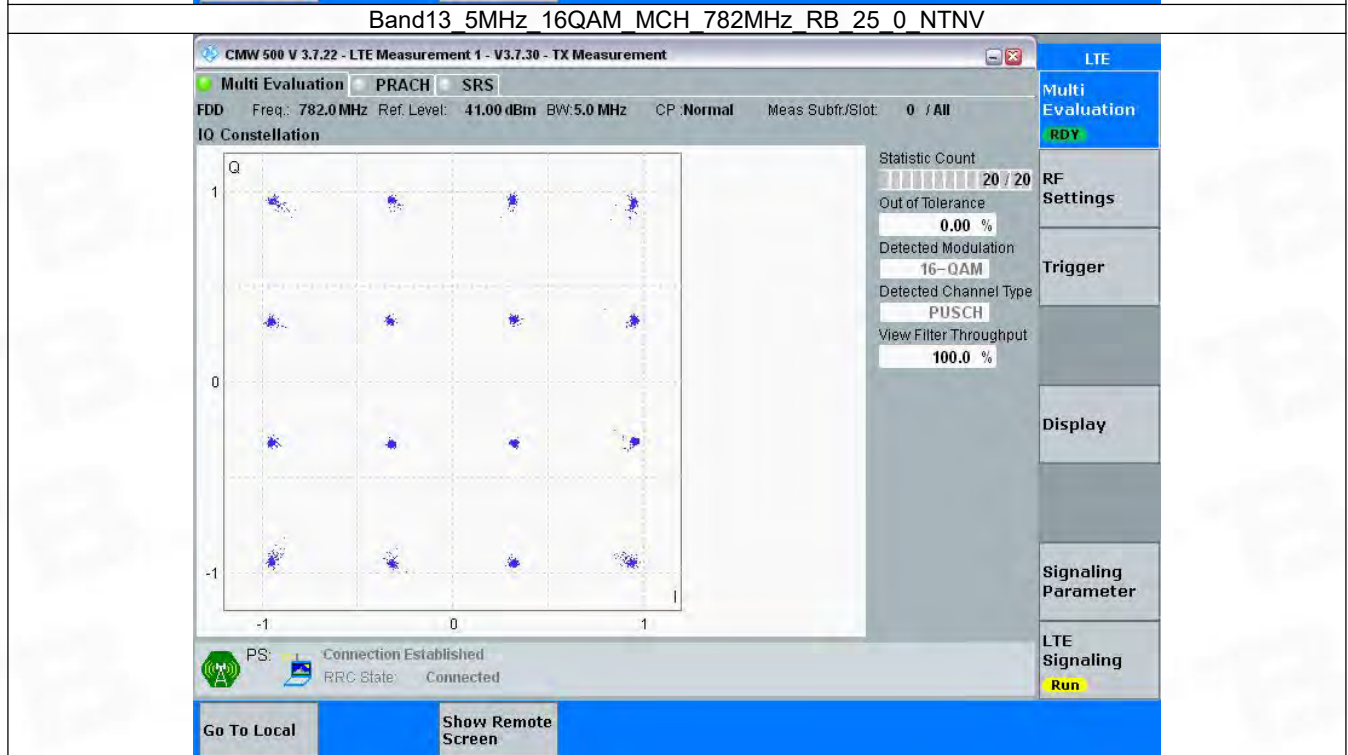
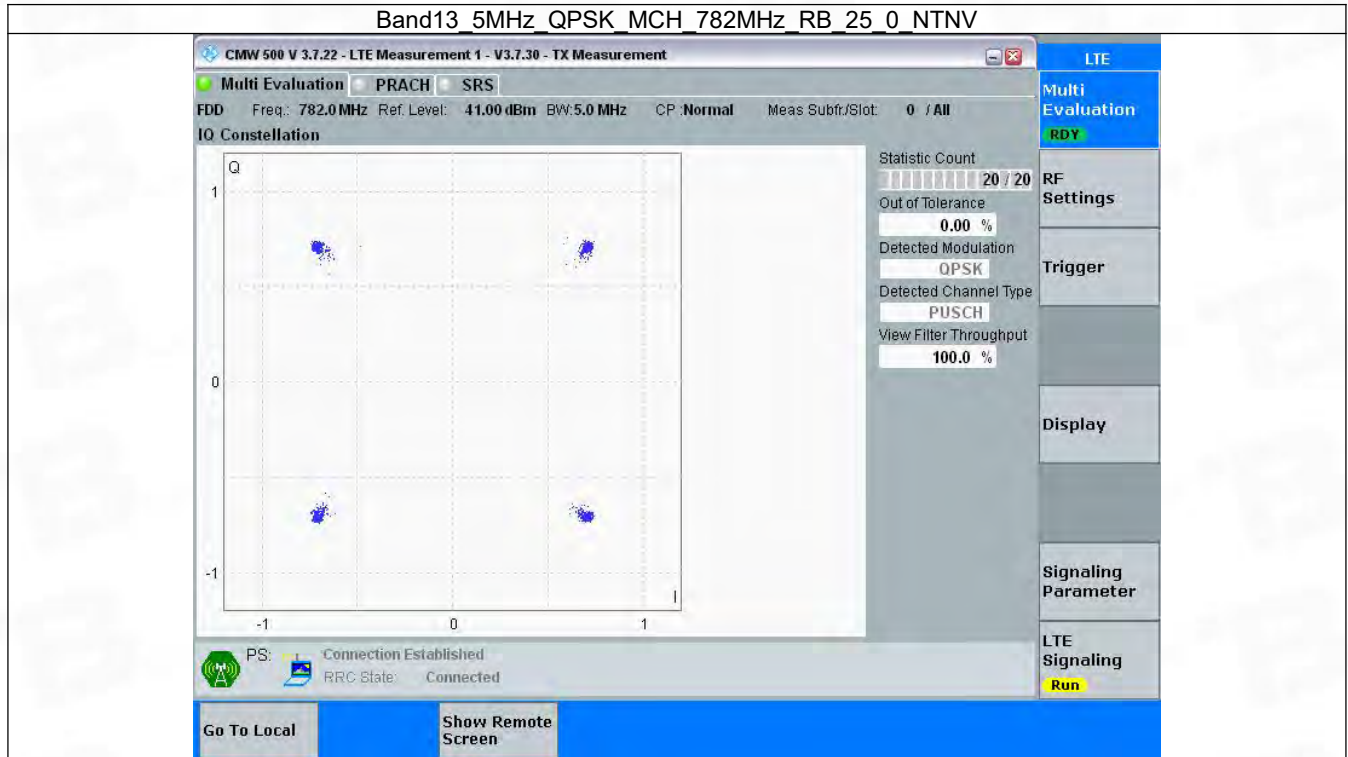
3. Modulation Characteristics

3.1 B13_5MHz

3.1.1 Test Result

Band: 13 / Bandwidth: 5MHz / NTN						
Modulation	Frequency (MHz)	RB Allocation		Modulation Characteristics		Verdict
		Size	Offset	Result	Limit	
QPSK	782	25	0	Refer To Test Graph		Pass
16QAM	782	25	0	Refer To Test Graph		Pass

3.1.2 Test Graph

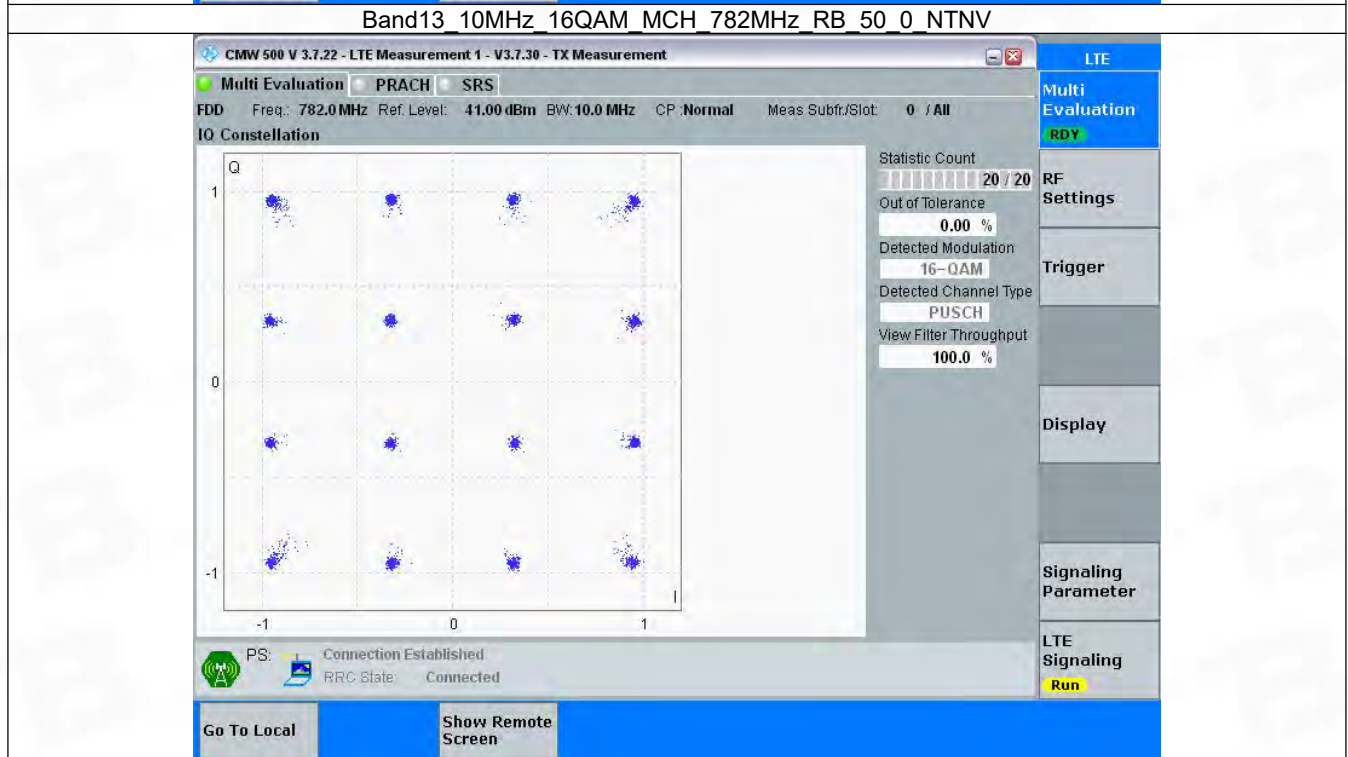
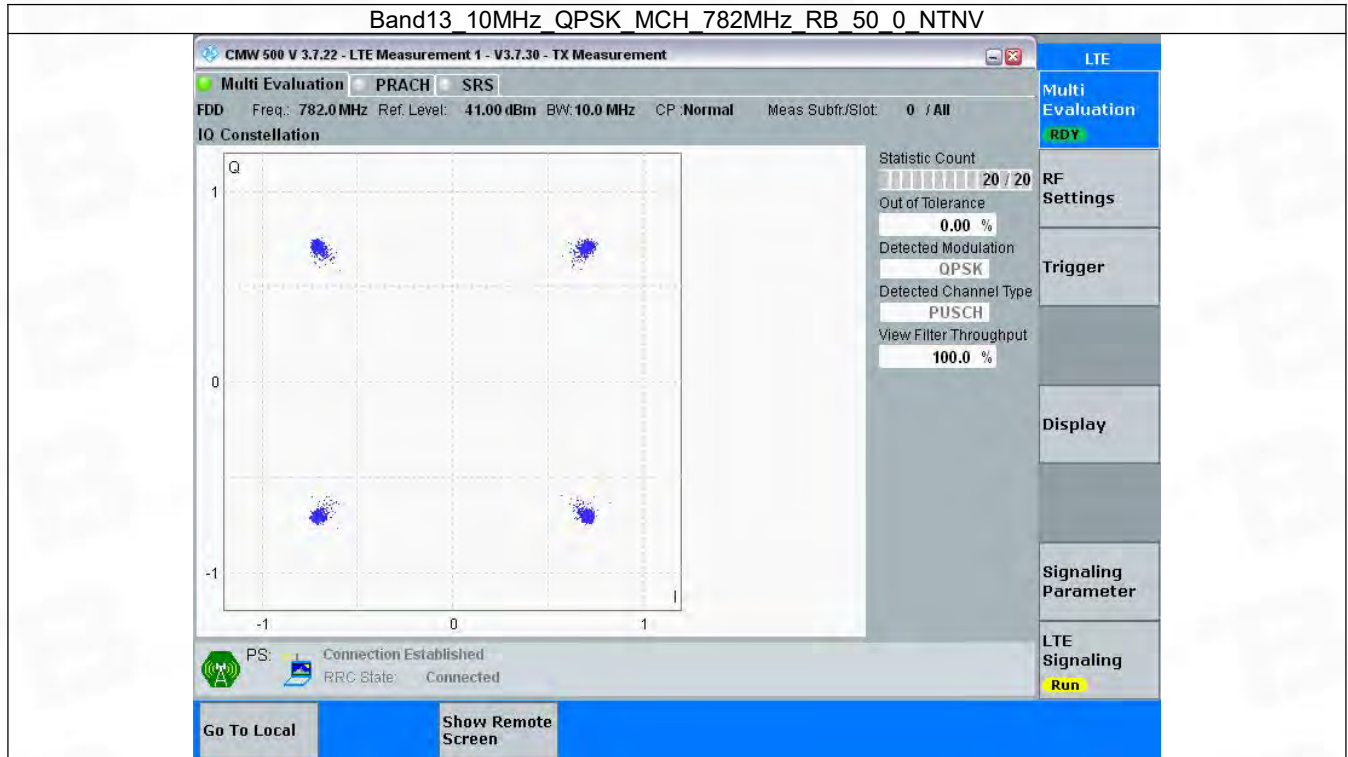


3.2 B13_10MHz

3.2.1 Test Result

Band: 13 / Bandwidth: 10MHz / NTNV						
Modulation	Frequency (MHz)	RB Allocation		Modulation Characteristics		Verdict
		Size	Offset	Result	Limit	
QPSK	782	50	0	Refer To Test Graph		Pass
16QAM	782	50	0	Refer To Test Graph		Pass

3.2.2 Test Graph



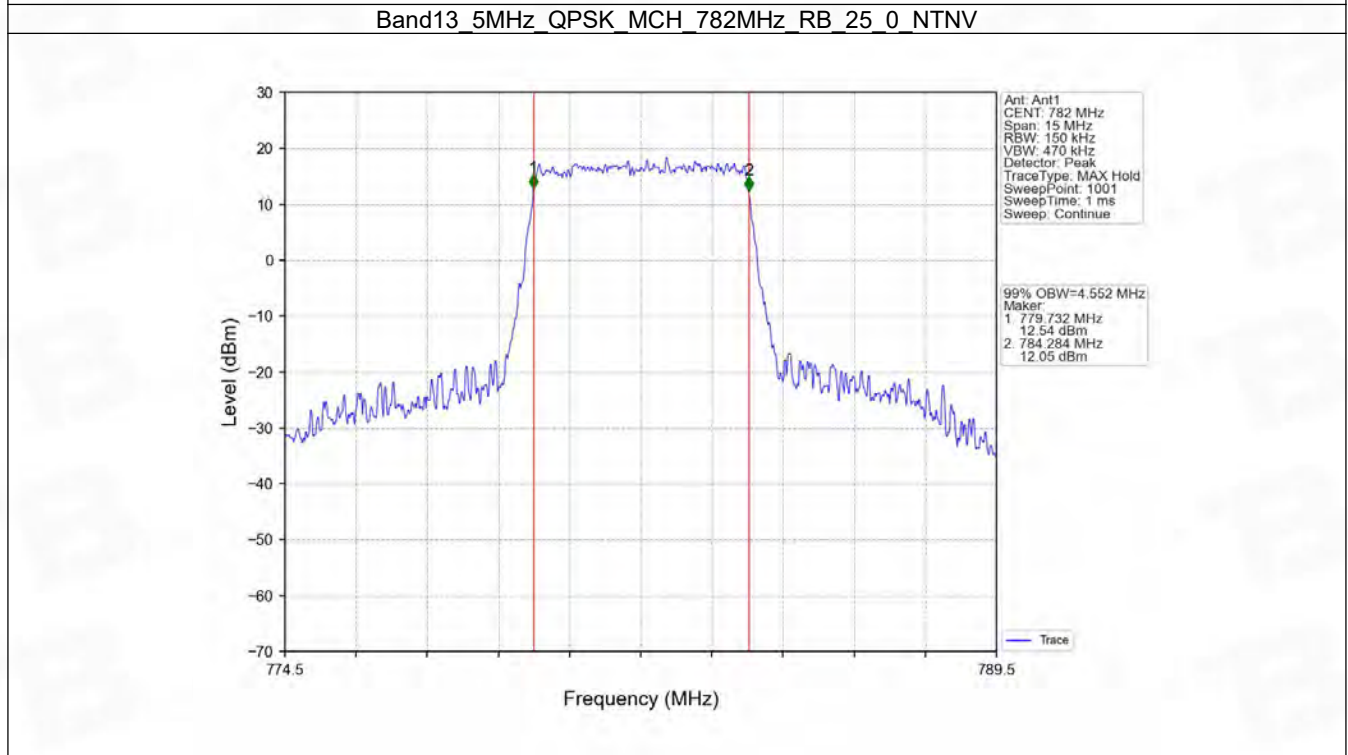
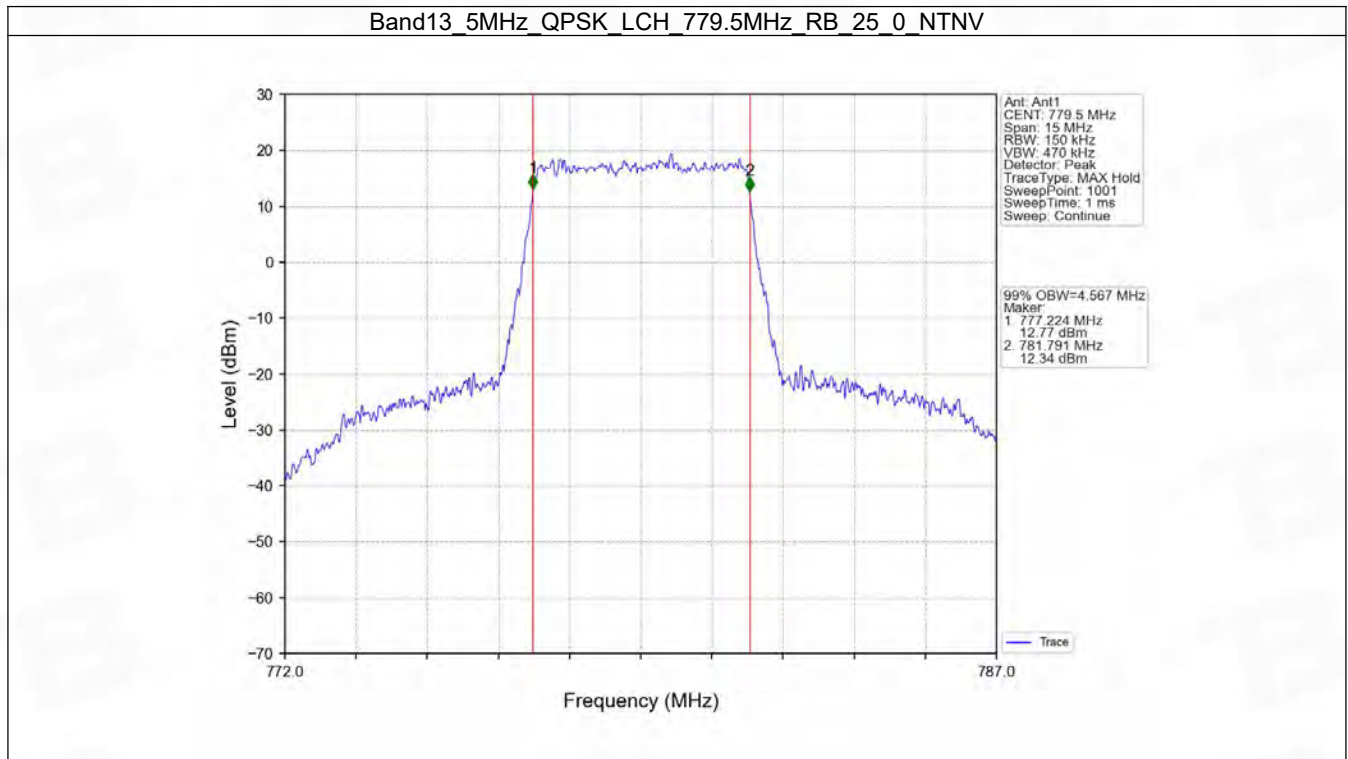
4. 99% & 26dB Bandwidth

4.1 Band13_OBW

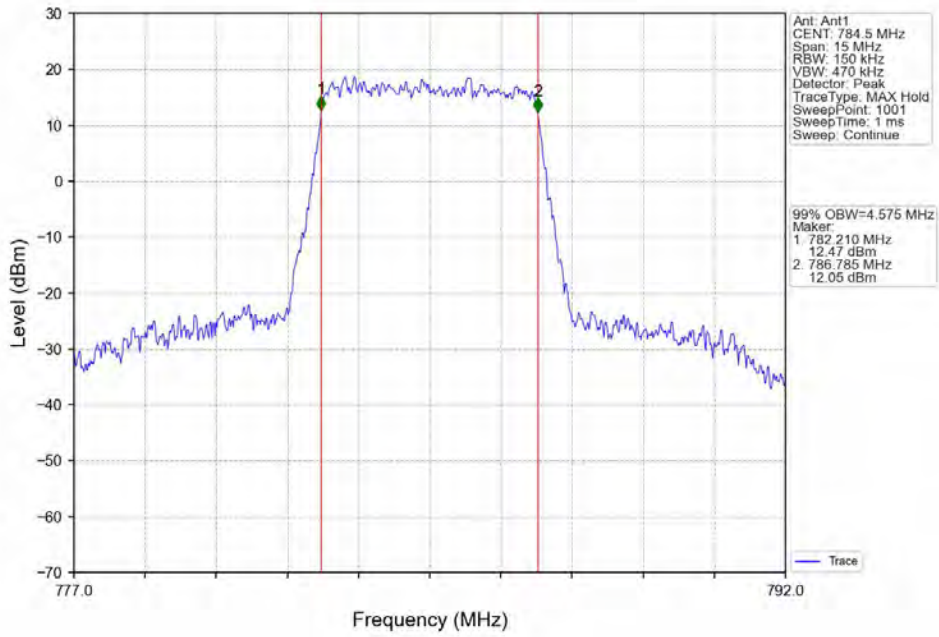
4.1.1 Test Result

Band: 13 / NTV						
Bandwidth (MHz)	Modulation	Frequency (MHz)	RB Allocation		99% Occupied Bandwidth (MHz)	Verdict
			Size	Offset	Result	
5	QPSK	779.5	25	0	4.567	Pass
		782	25	0	4.552	Pass
		784.5	25	0	4.575	Pass
	16QAM	779.5	25	0	4.597	Pass
		782	25	0	4.566	Pass
		784.5	25	0	4.555	Pass
10	QPSK	782	50	0	9.032	Pass
	16QAM	782	50	0	9.030	Pass

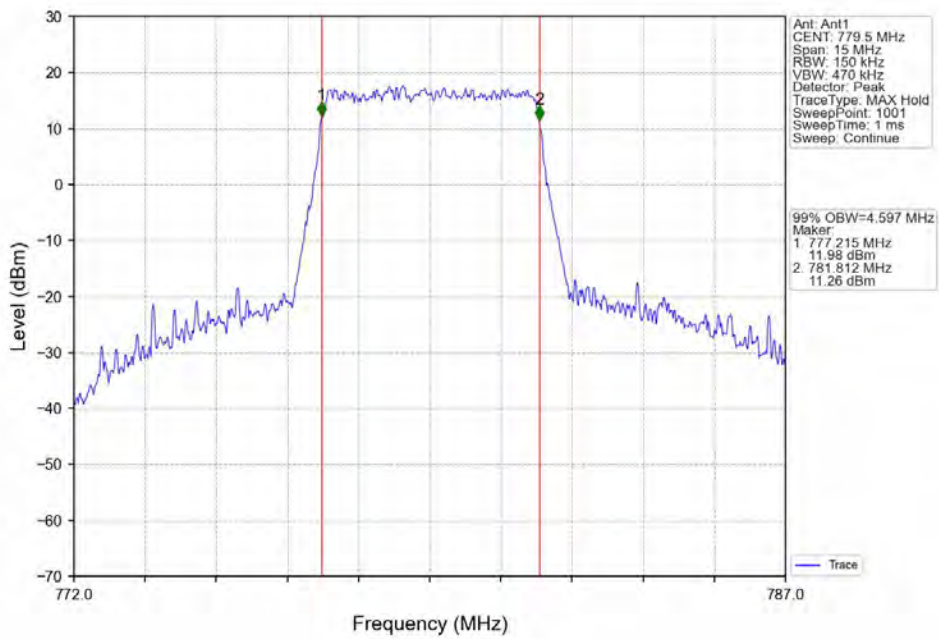
4.1.2 Test Graph



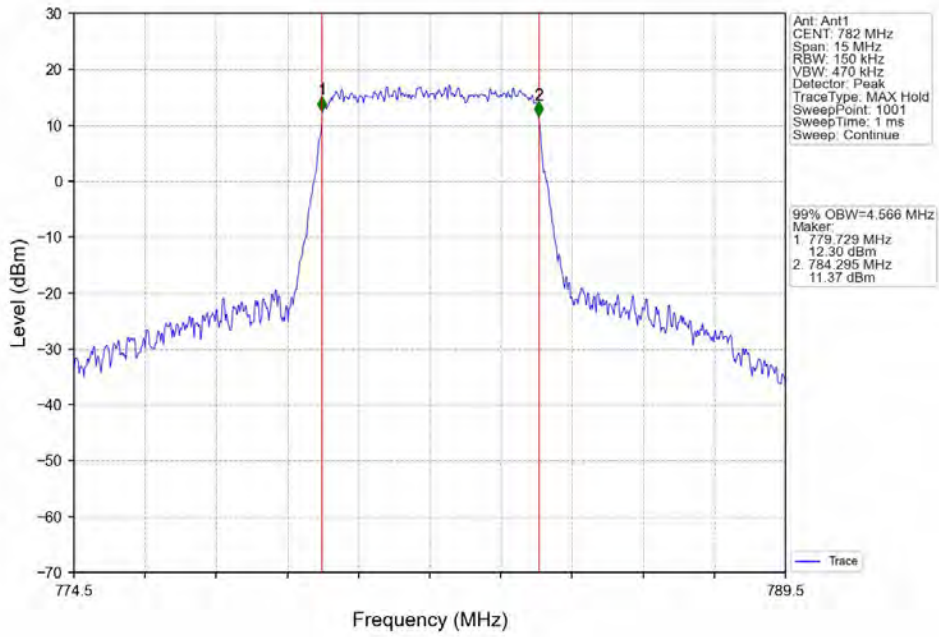
Band13_5MHz_QPSK_HCH_784.5MHz_RB_25_0_NTNV



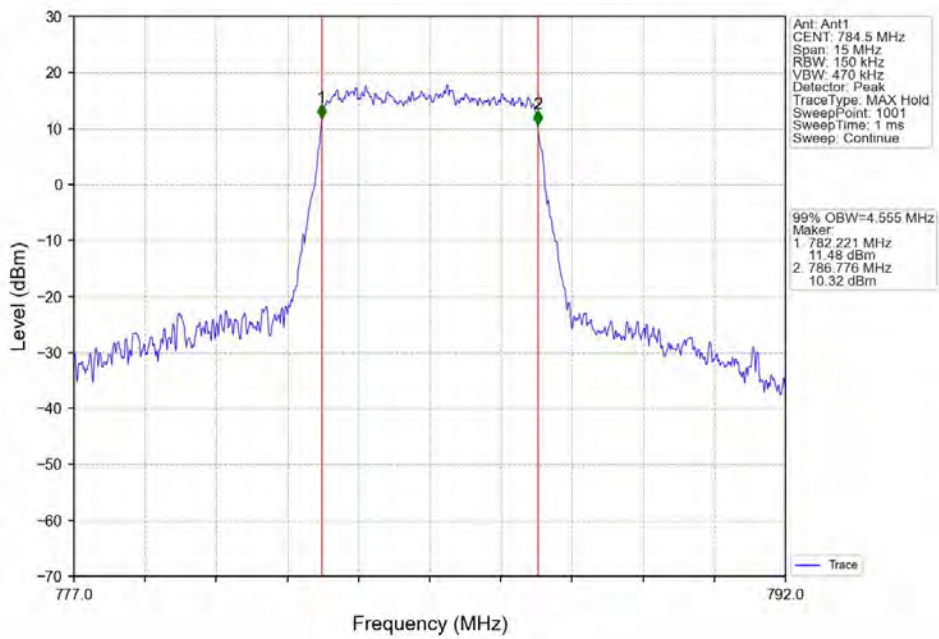
Band13_5MHz_16QAM_LCH_779.5MHz_RB_25_0_NTNV



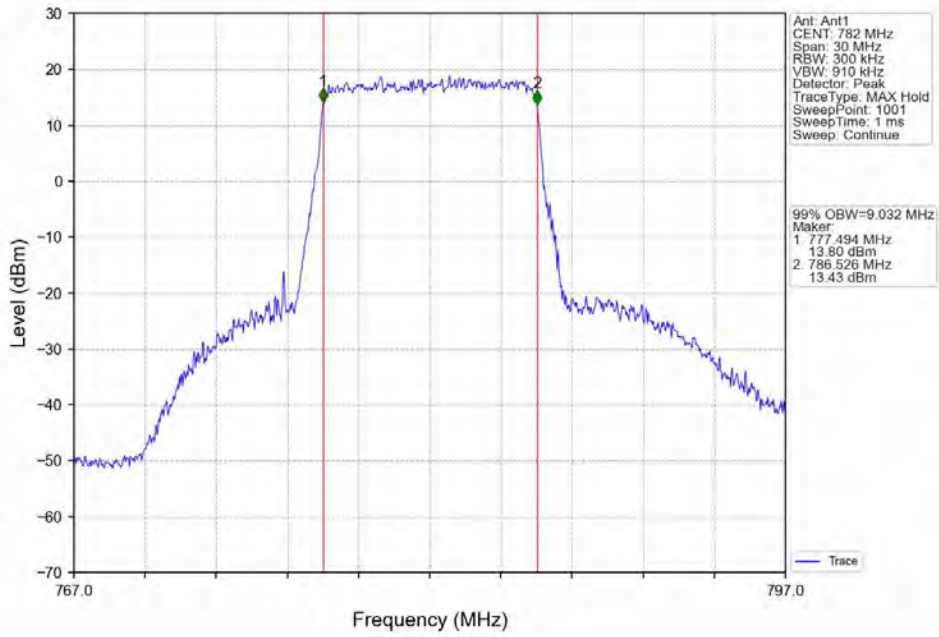
Band13_5MHz_16QAM_MCH_782MHz_RB_25_0_NTNV



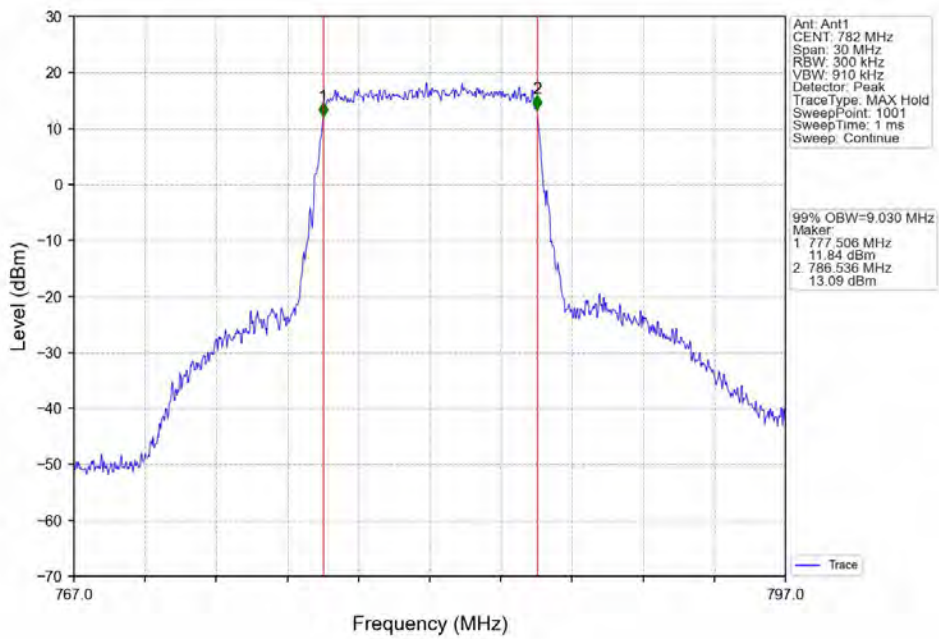
Band13_5MHz_16QAM_HCH_784.5MHz_RB_25_0_NTNV



Band13_10MHz_QPSK_MCH_782MHz_RB_50_0_NTNV



Band13_10MHz_16QAM_MCH_782MHz_RB_50_0_NTNV

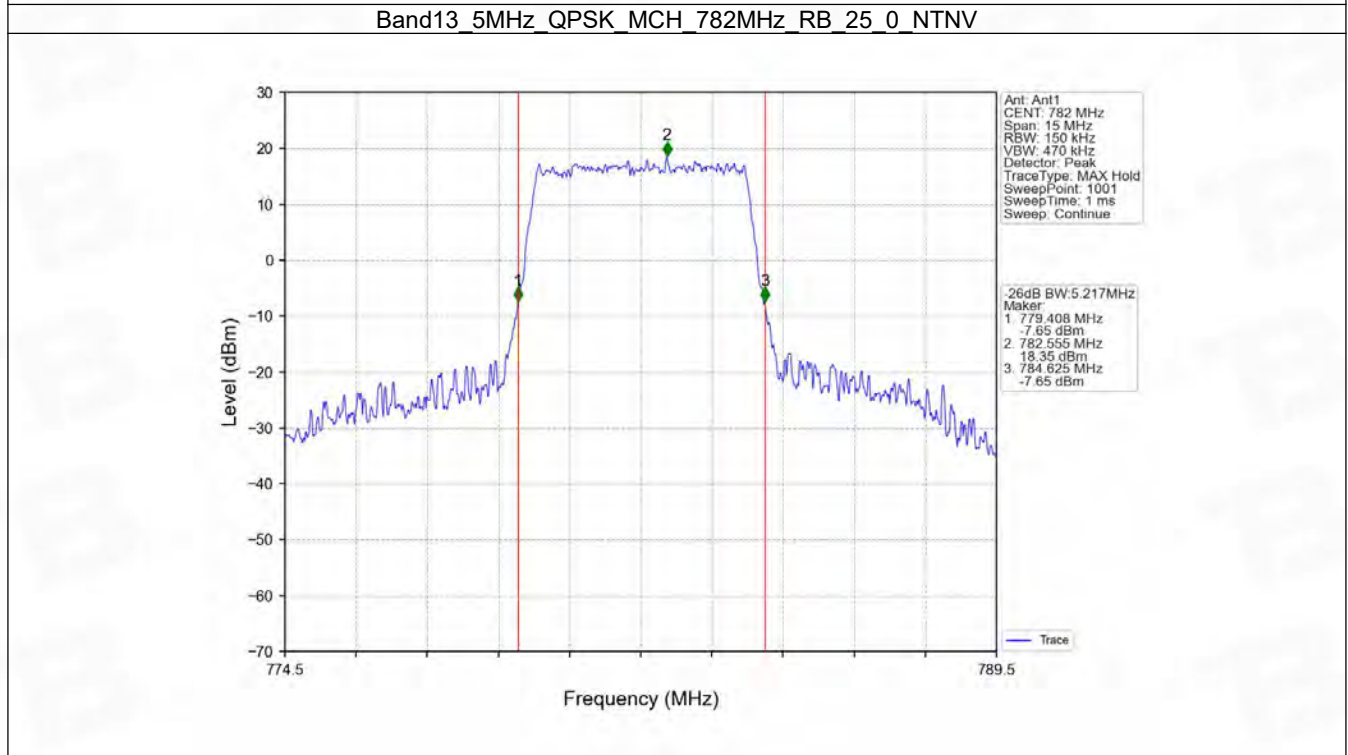
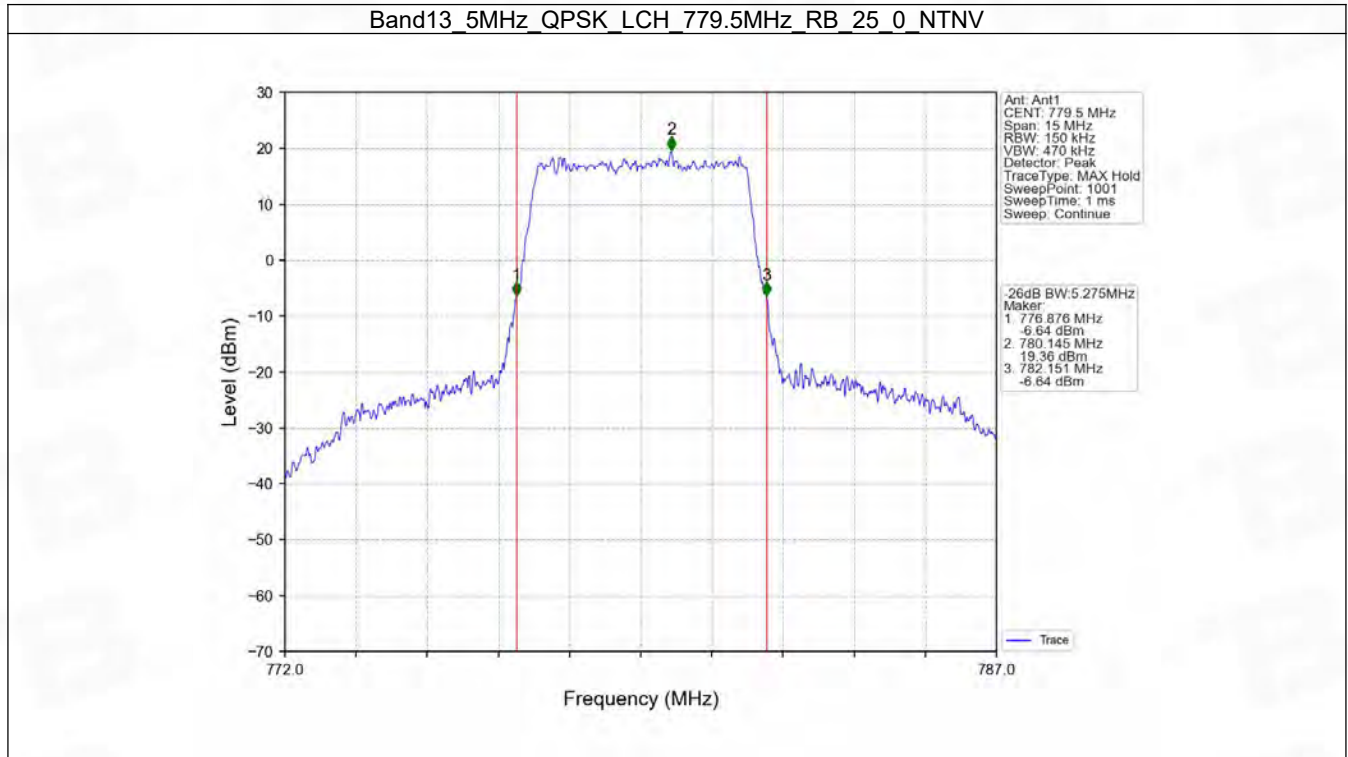


4.2 Band13_XDB

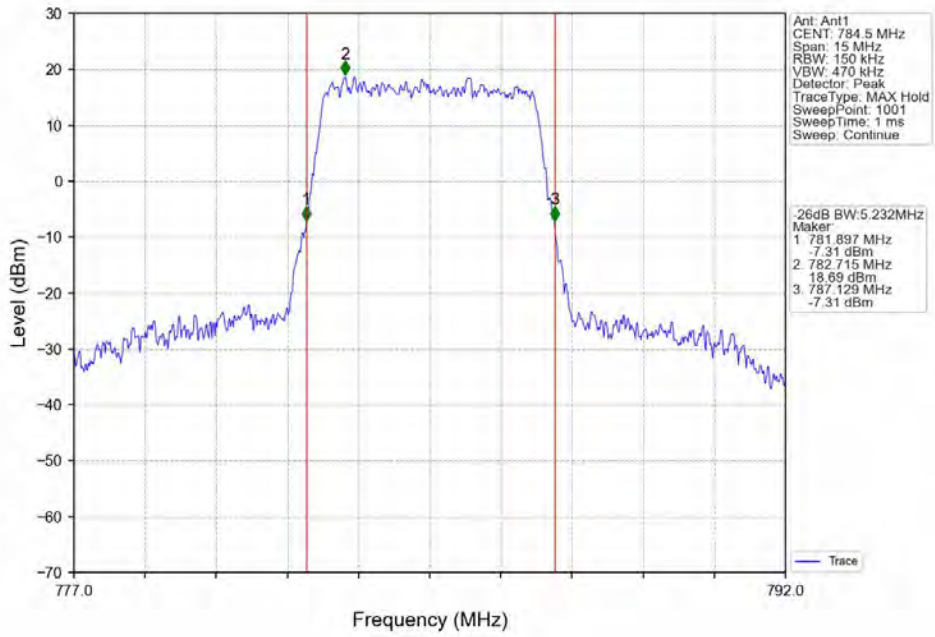
4.2.1 Test Result

Band: 13 / NTNV						
Bandwidth (MHz)	Modulation	Frequency (MHz)	RB Allocation		26dB Bandwidth (MHz)	Verdict
			Size	Offset	Result	
5	QPSK	779.5	25	0	5.275	Pass
		782	25	0	5.217	Pass
		784.5	25	0	5.232	Pass
	16QAM	779.5	25	0	5.308	Pass
		782	25	0	5.202	Pass
		784.5	25	0	5.198	Pass
10	QPSK	782	50	0	10.292	Pass
	16QAM	782	50	0	10.180	Pass

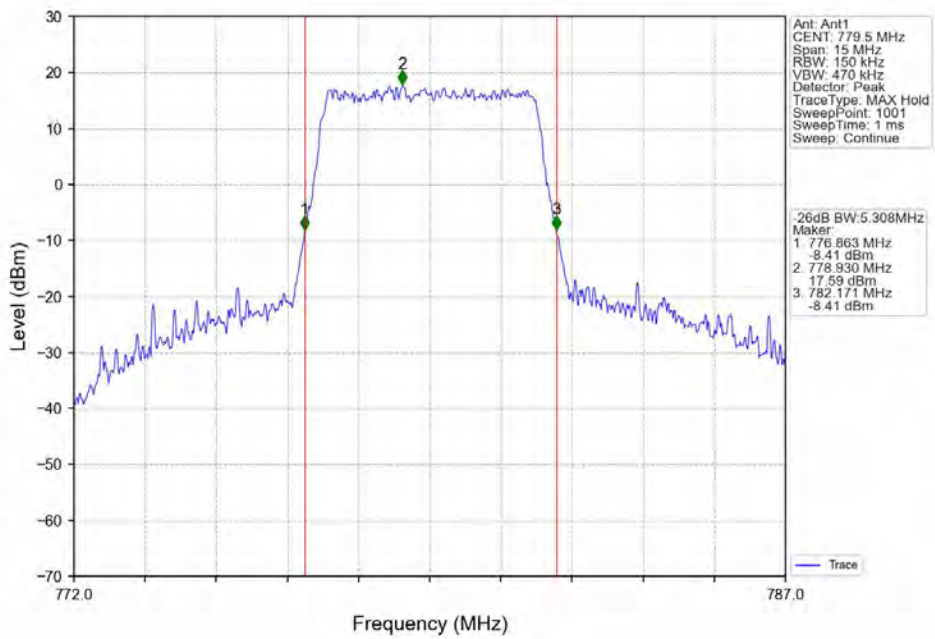
4.2.2 Test Graph



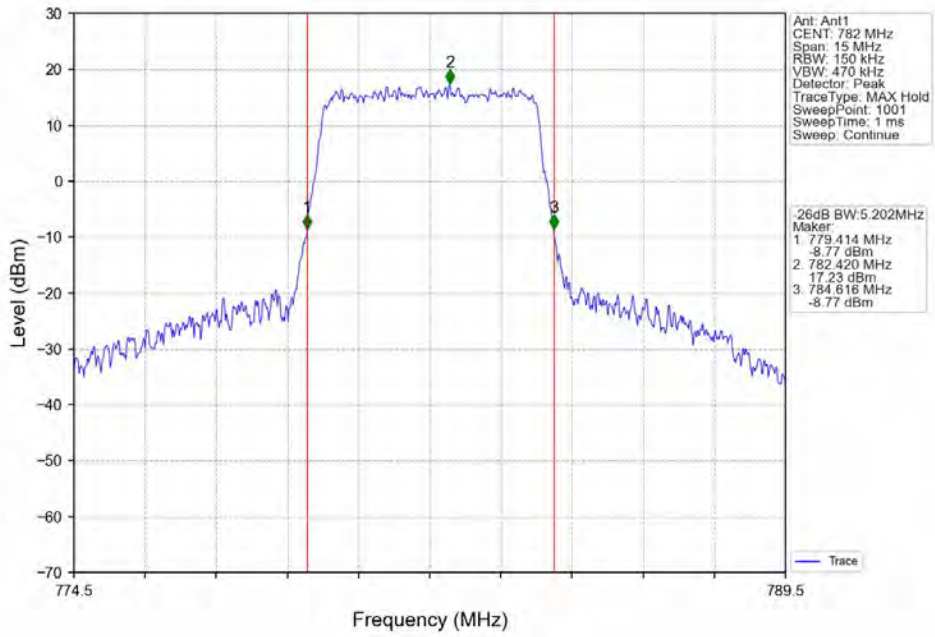
Band13_5MHz_QPSK_HCH_784.5MHz_RB_25_0_NTNV



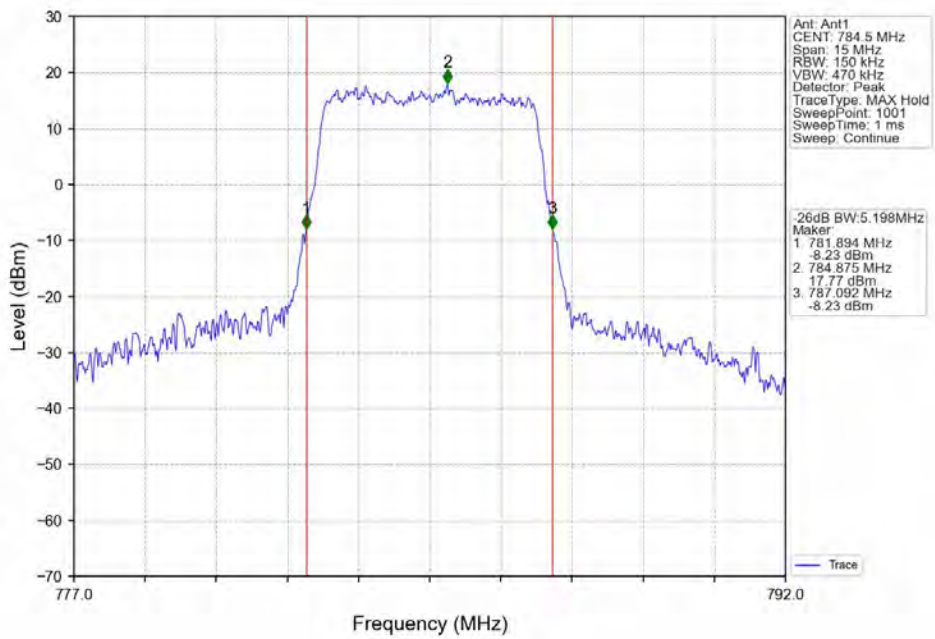
Band13_5MHz_16QAM_LCH_779.5MHz_RB_25_0_NTNV



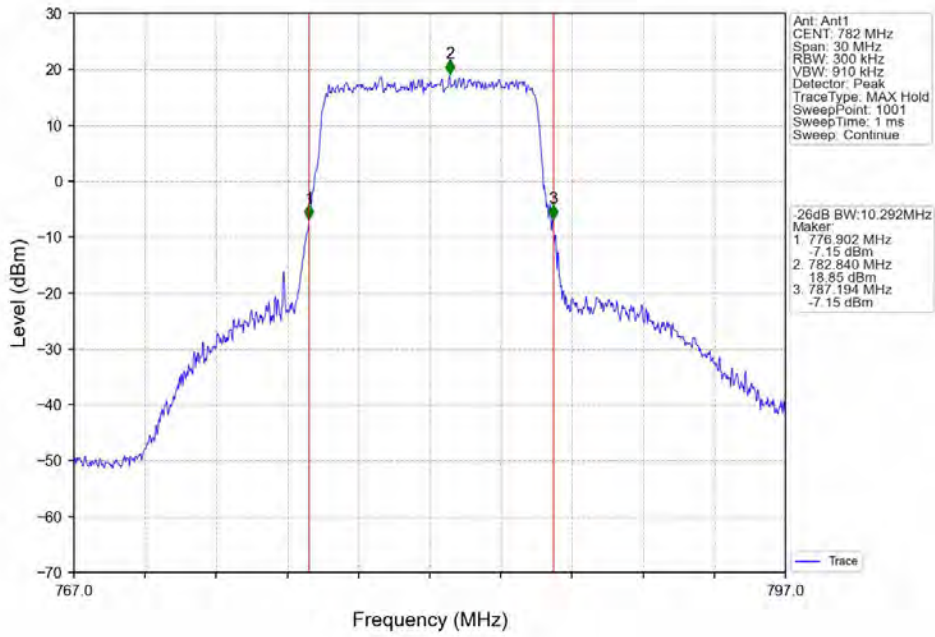
Band13_5MHz_16QAM_MCH_782MHz_RB_25_0_NTNV



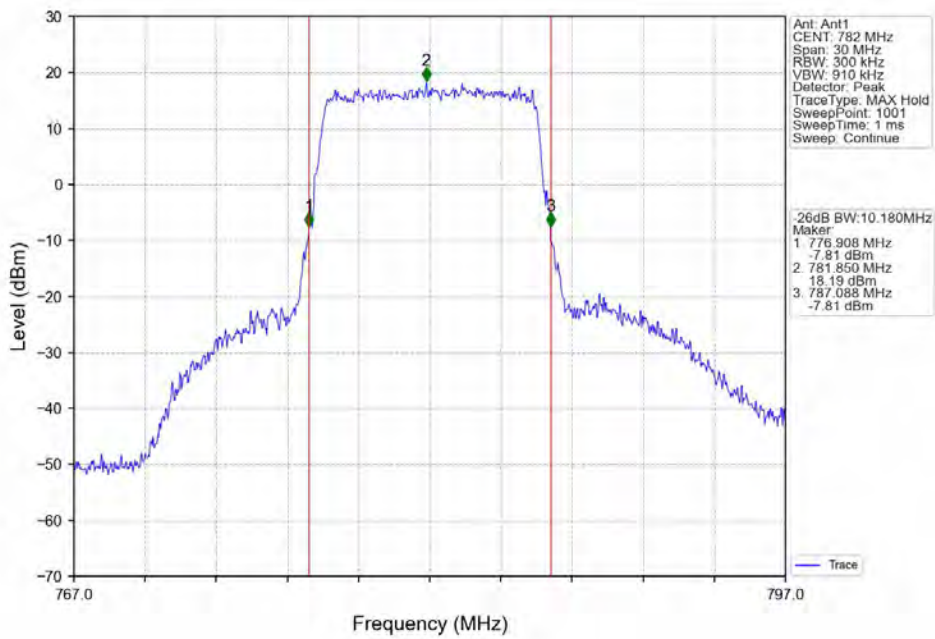
Band13_5MHz_16QAM_HCH_784.5MHz_RB_25_0_NTNV



Band13_10MHz_QPSK_MCH_782MHz_RB_50_0_NTNV



Band13_10MHz_16QAM_MCH_782MHz_RB_50_0_NTNV



5. Peak-Average Ratio

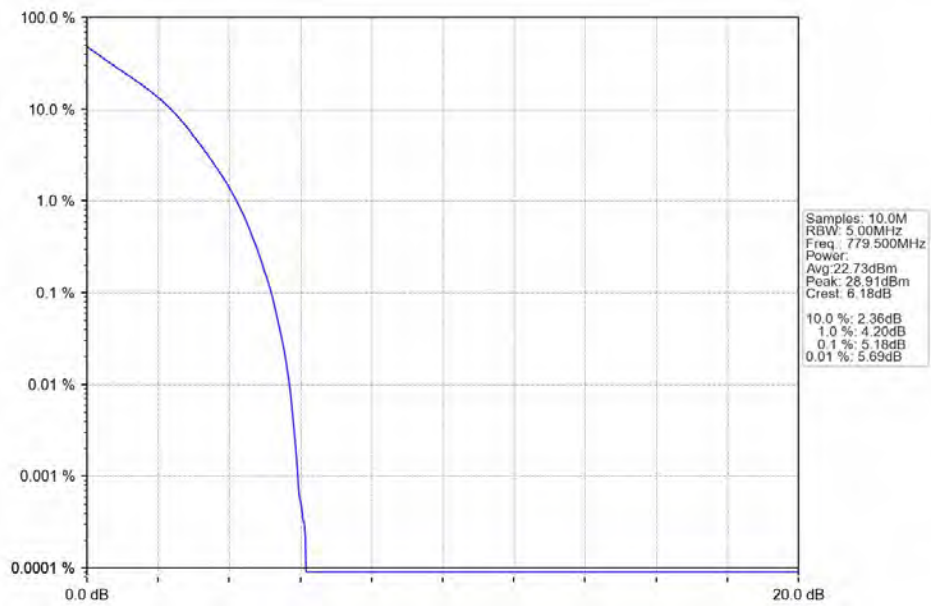
5.1 B13_5MHz

5.1.1 Test Result

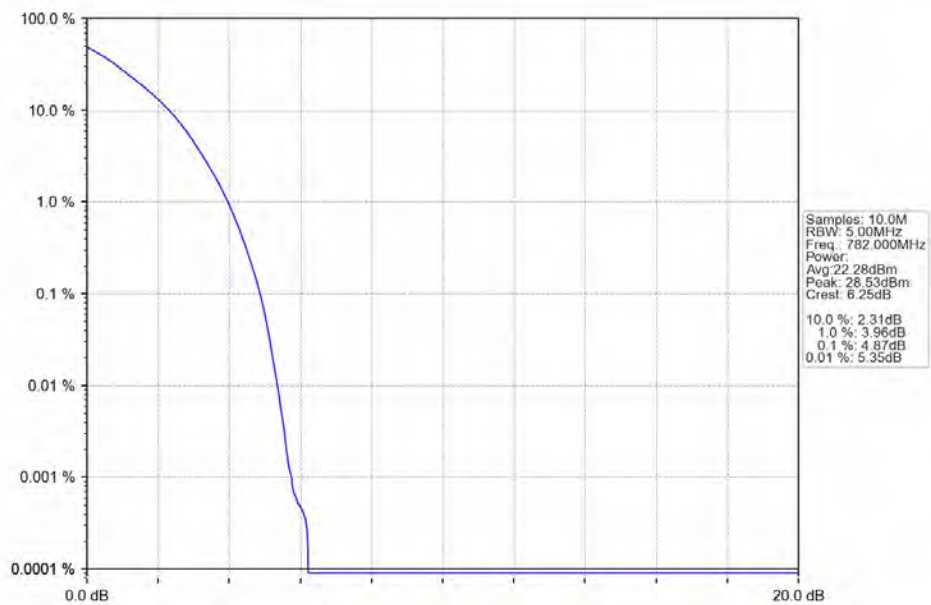
Band: 13 / Bandwidth: 5MHz / NTVN						
Modulation	Frequency (MHz)	RB Allocation		Peak-Average Ratio (dB)		Verdict
		Size	Offset	Result	Limit	
QPSK	779.5	25	0	5.18	<=13	Pass
	782	25	0	4.87	<=13	Pass
	784.5	25	0	4.28	<=13	Pass
16QAM	779.5	25	0	5.96	<=13	Pass
	782	25	0	5.57	<=13	Pass
	784.5	25	0	4.95	<=13	Pass

5.1.2 Test Graph

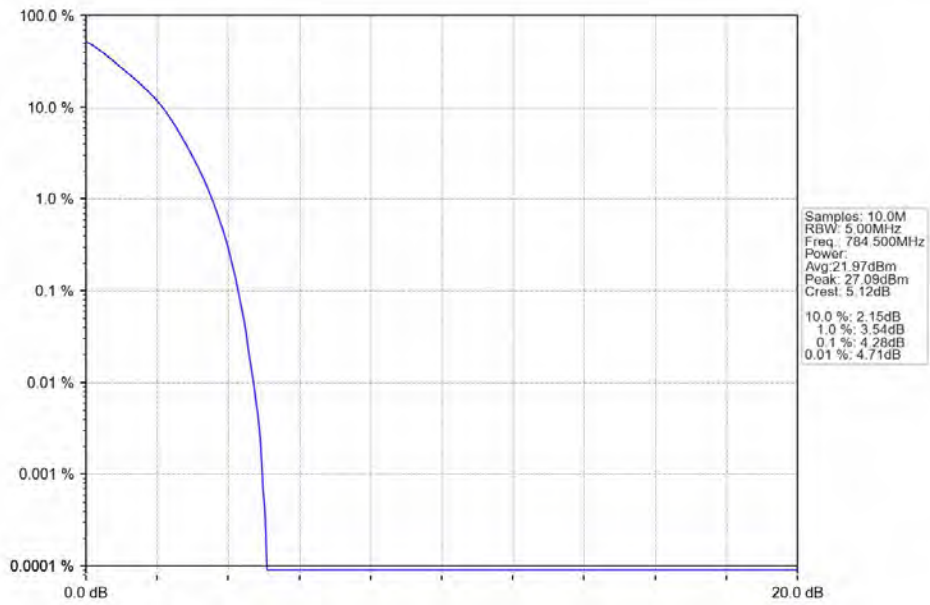
Band13_5MHz_QPSK_LCH_779.5MHz_RB_25_0_NTNV



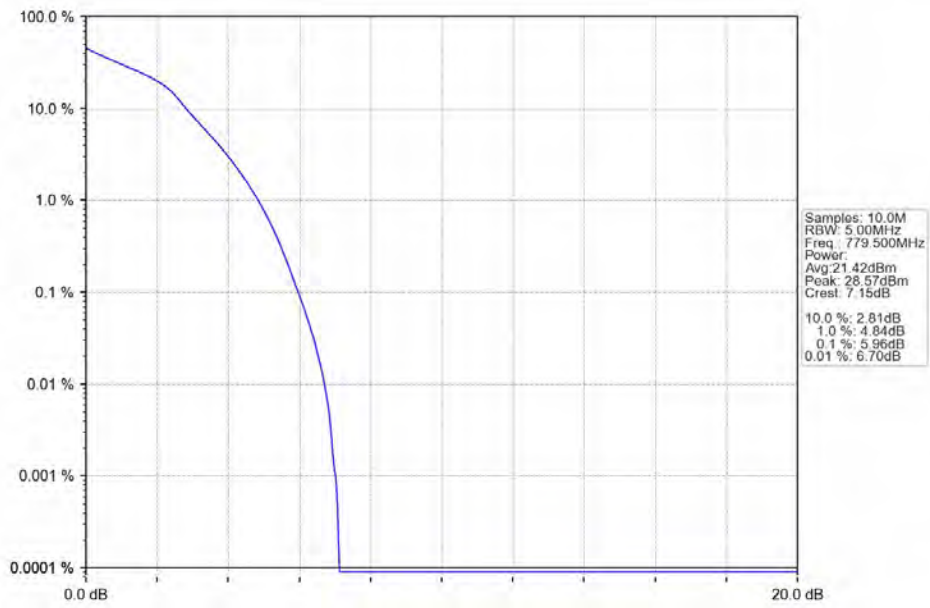
Band13_5MHz_QPSK_MCH_782MHz_RB_25_0_NTNV



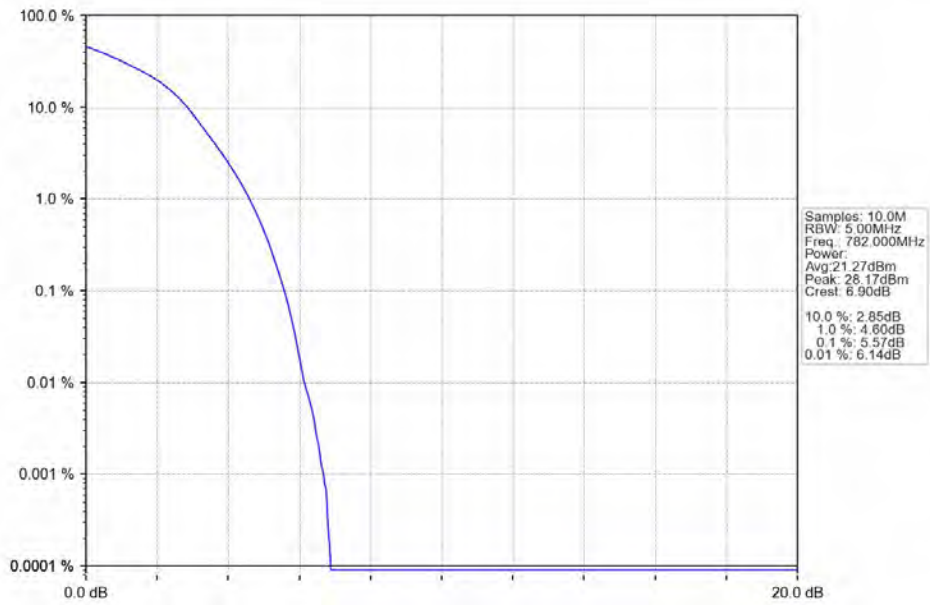
Band13_5MHz_QPSK_HCH_784.5MHz_RB_25_0_NTNV



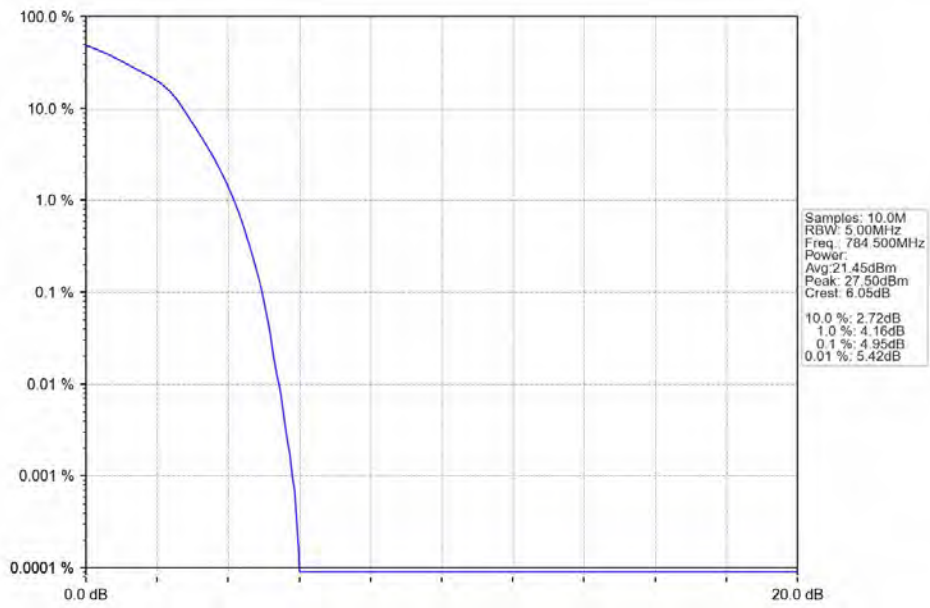
Band13_5MHz_16QAM_LCH_779.5MHz_RB_25_0_NTNV



Band13_5MHz_16QAM_MCH_782MHz_RB_25_0_NTNV



Band13_5MHz_16QAM_HCH_784.5MHz_RB_25_0_NTNV

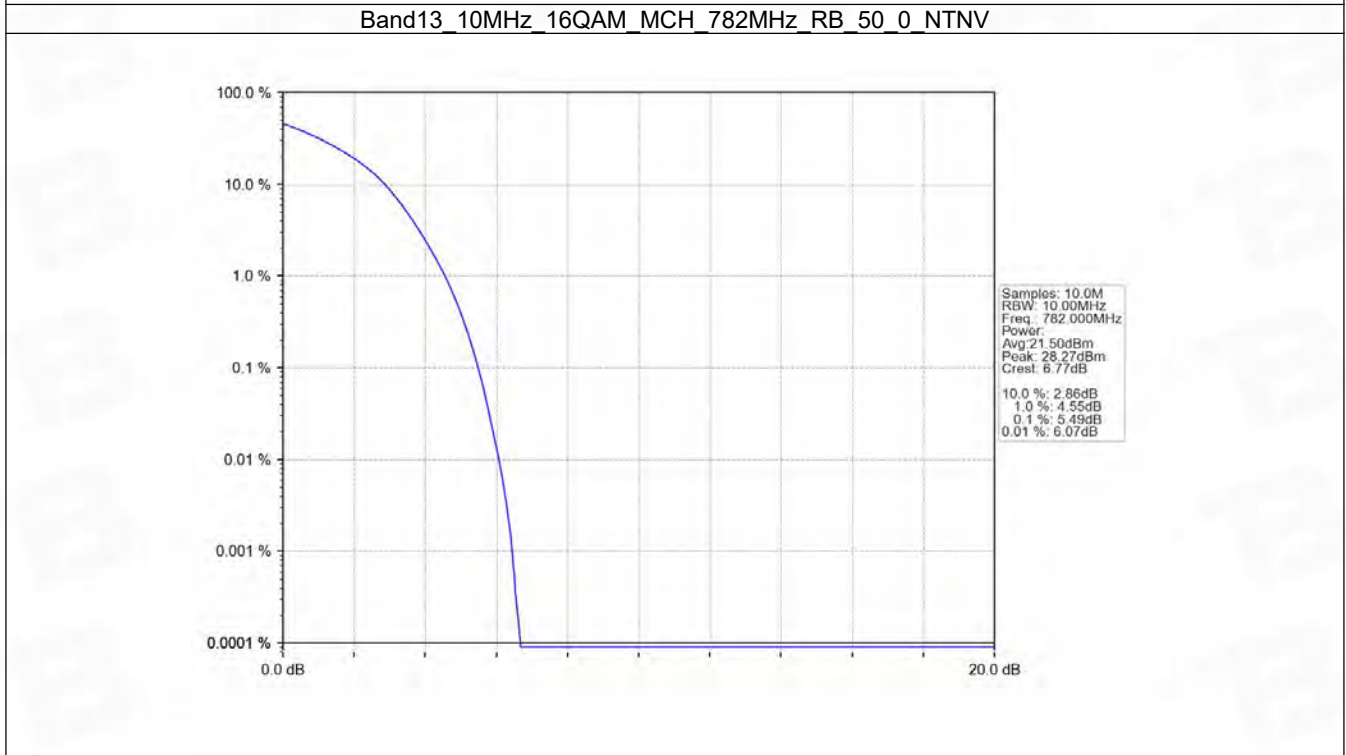
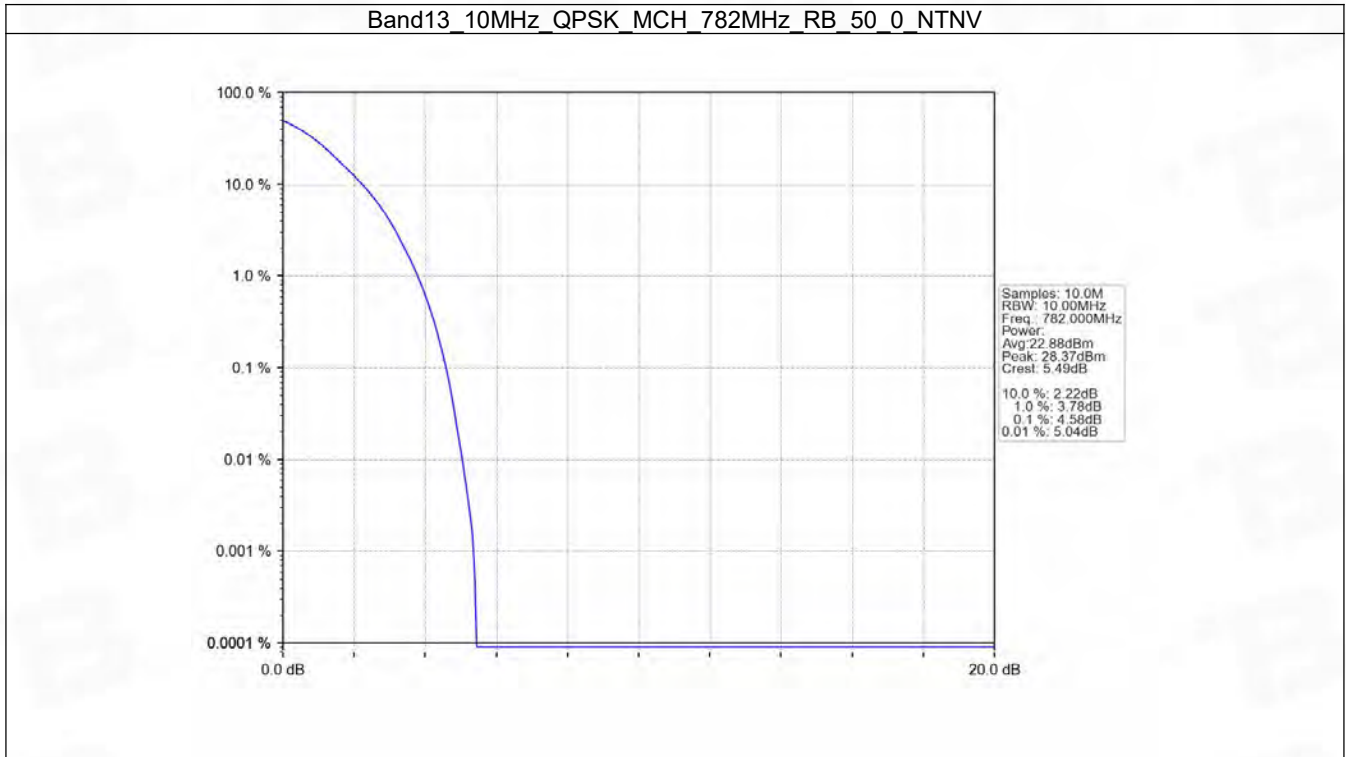


5.2 B13_10MHz

5.2.1 Test Result

Band: 13 / Bandwidth: 10MHz / NTNV						
Modulation	Frequency (MHz)	RB Allocation		Peak-Average Ratio (dB)		Verdict
		Size	Offset	Result	Limit	
QPSK	782	50	0	4.58	<=13	Pass
16QAM	782	50	0	5.49	<=13	Pass

5.2.2 Test Graph



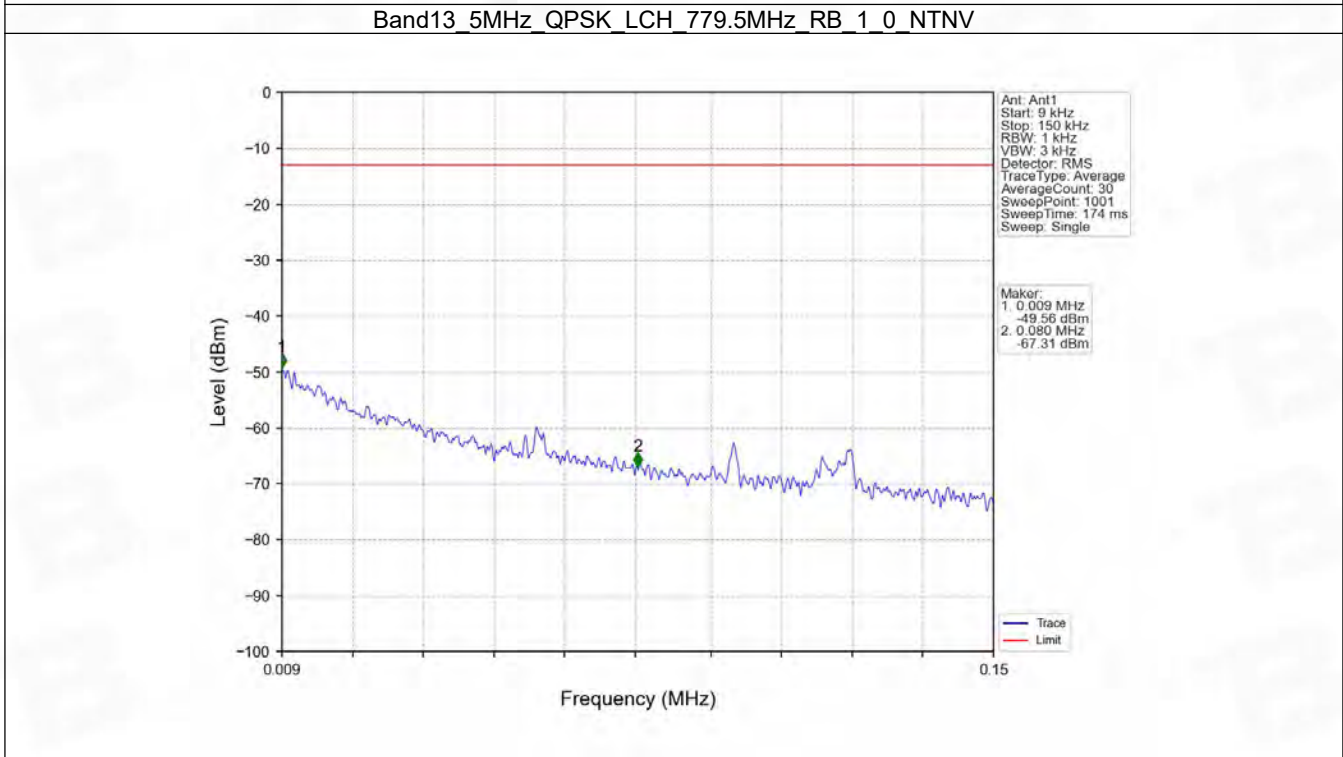
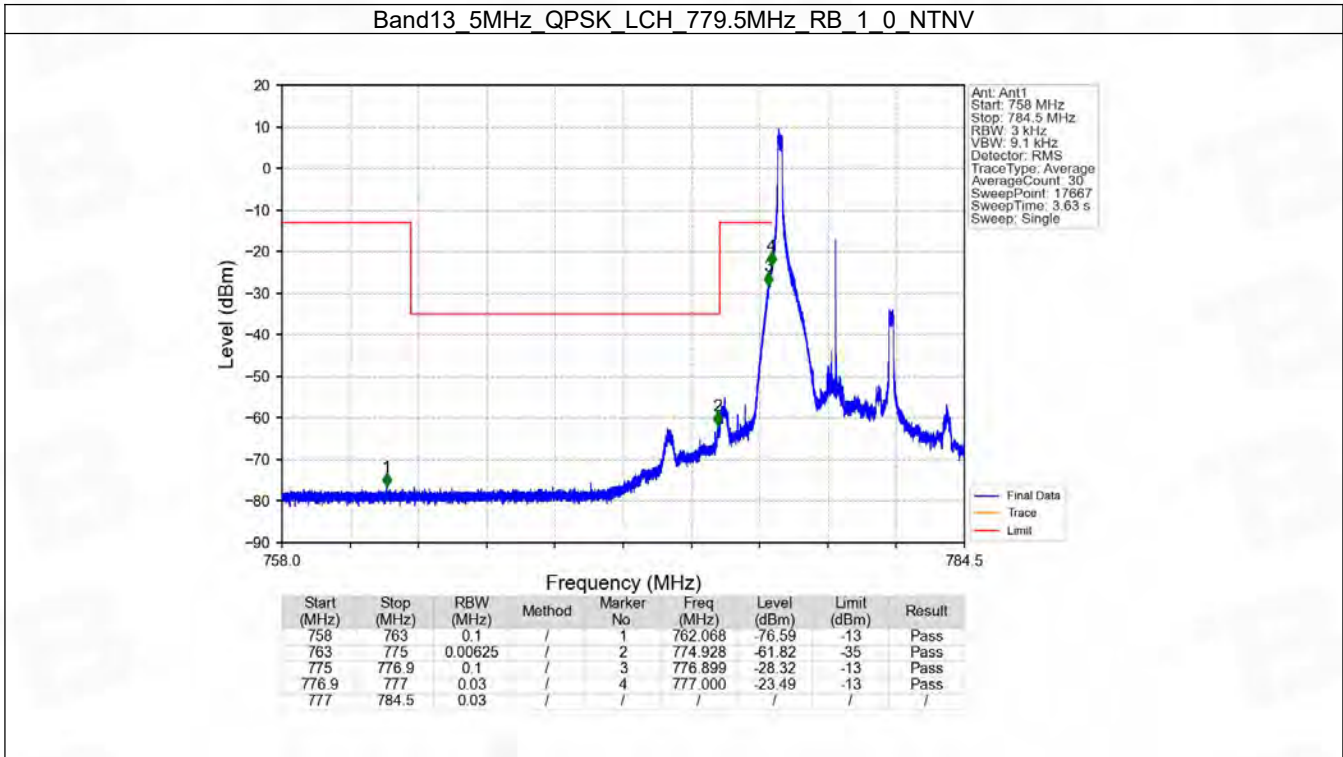
6. Spurious Emission

6.1 B13_5MHz

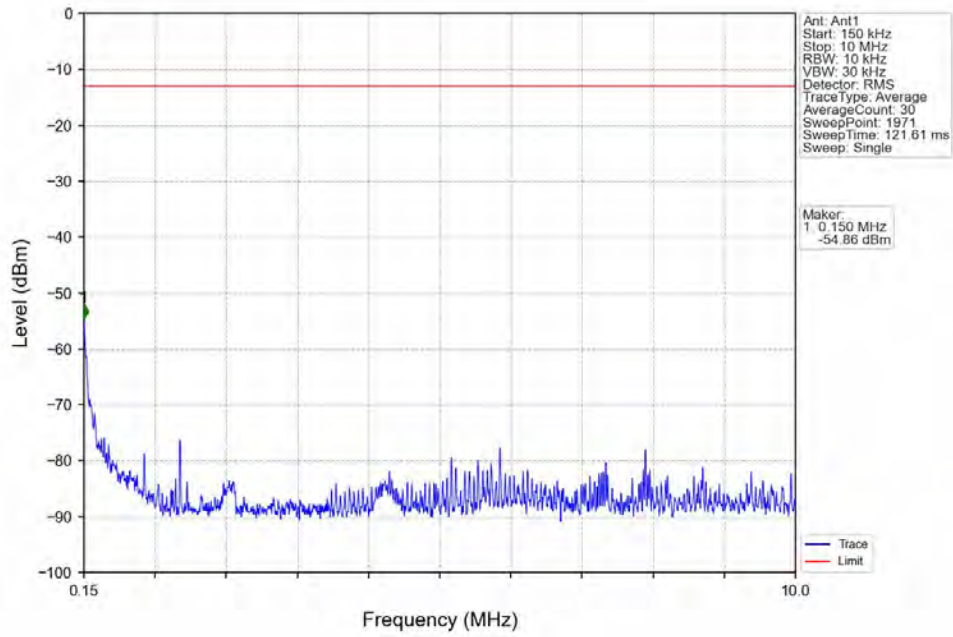
6.1.1 Test Result

Band: 13 / Bandwidth: 5MHz / NTV						
Modulation	Frequency (MHz)	RB Allocation		Spurious Emission		Verdict
		Size	Offset	Result	Limit	
QPSK	779.5	1	0	Refer To Test Graph		Pass
		25	0	Refer To Test Graph		Pass
	784.5	1	0	Refer To Test Graph		Pass
		1	24	Refer To Test Graph		Pass
			25	0	Refer To Test Graph	
		25	0	Refer To Test Graph		Pass
16QAM	779.5	1	0	Refer To Test Graph		Pass
		25	0	Refer To Test Graph		Pass
	784.5	1	0	Refer To Test Graph		Pass
		1	24	Refer To Test Graph		Pass
			25	0	Refer To Test Graph	
		25	0	Refer To Test Graph		Pass

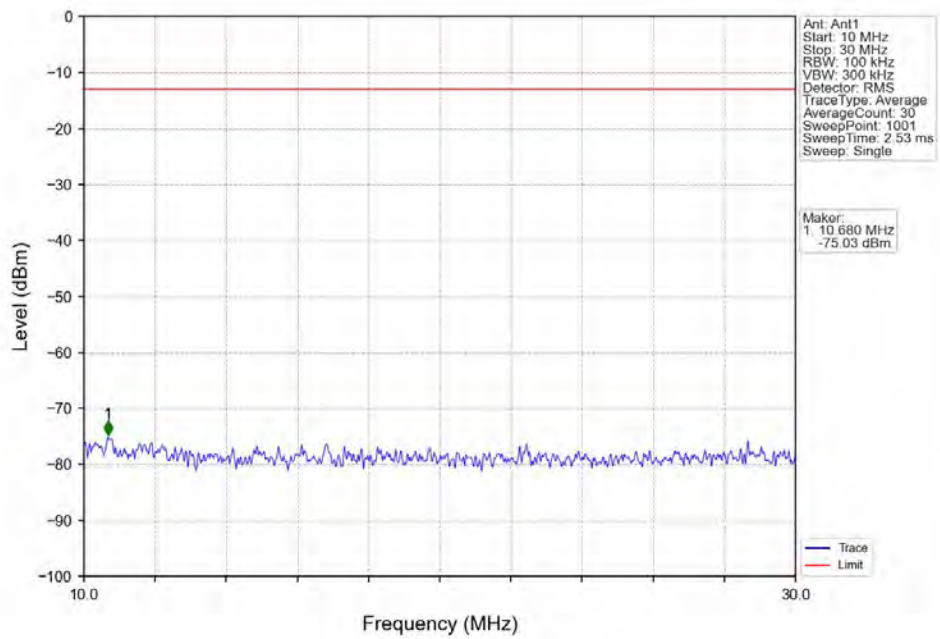
6.1.2 Test Graph



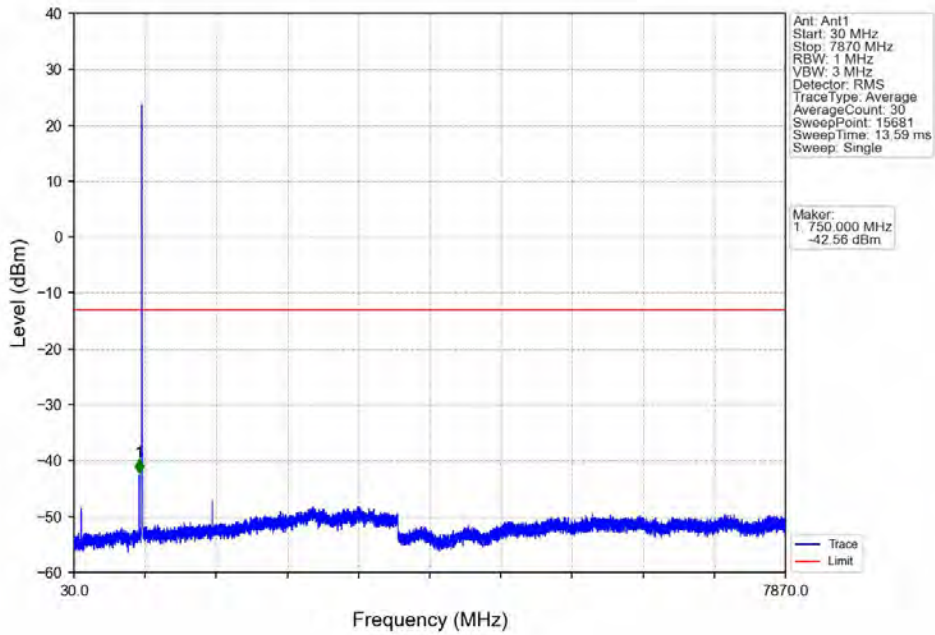
Band13_5MHz_QPSK_LCH_779.5MHz_RB_1_0_NTNV



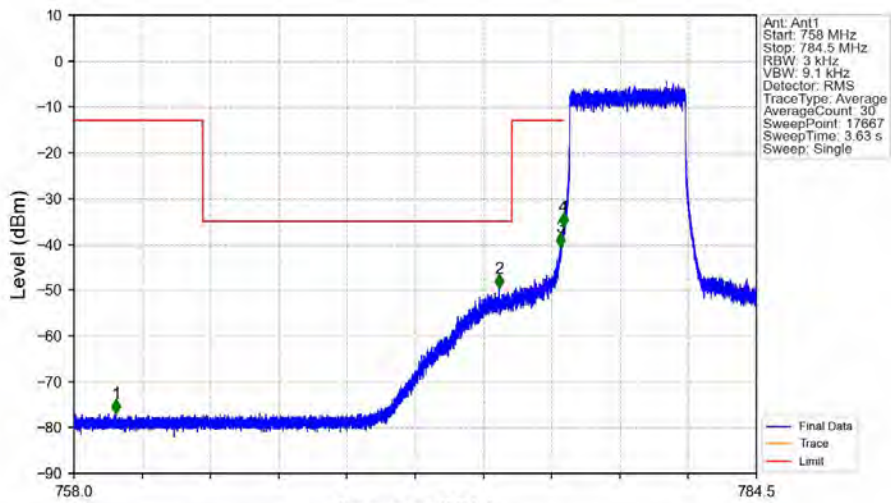
Band13_5MHz_QPSK_LCH_779.5MHz_RB_1_0_NTNV



Band13_5MHz_QPSK_LCH_779.5MHz_RB_1_0_NTNV

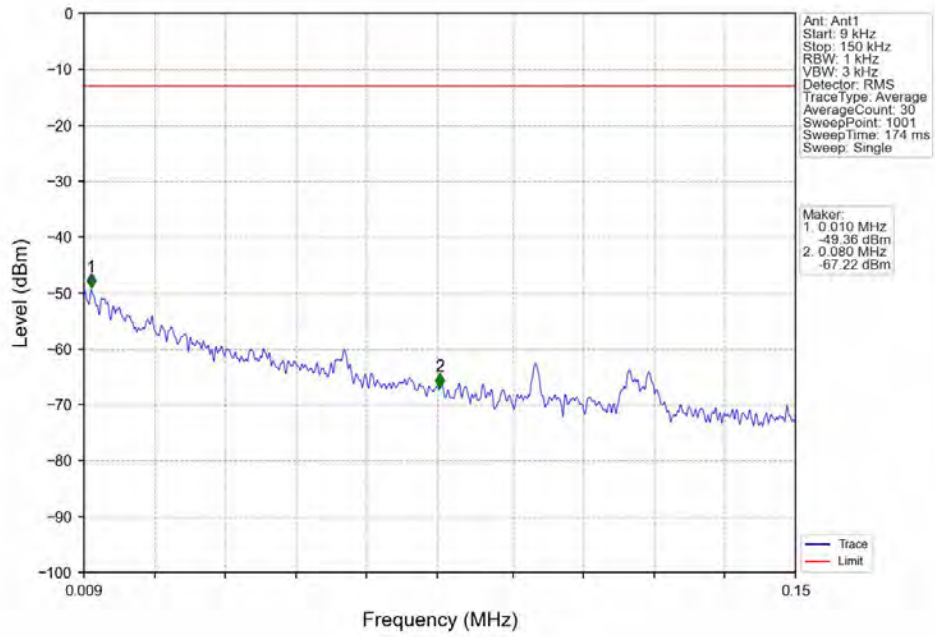


Band13_5MHz_QPSK_LCH_779.5MHz_RB_25_0_NTNV

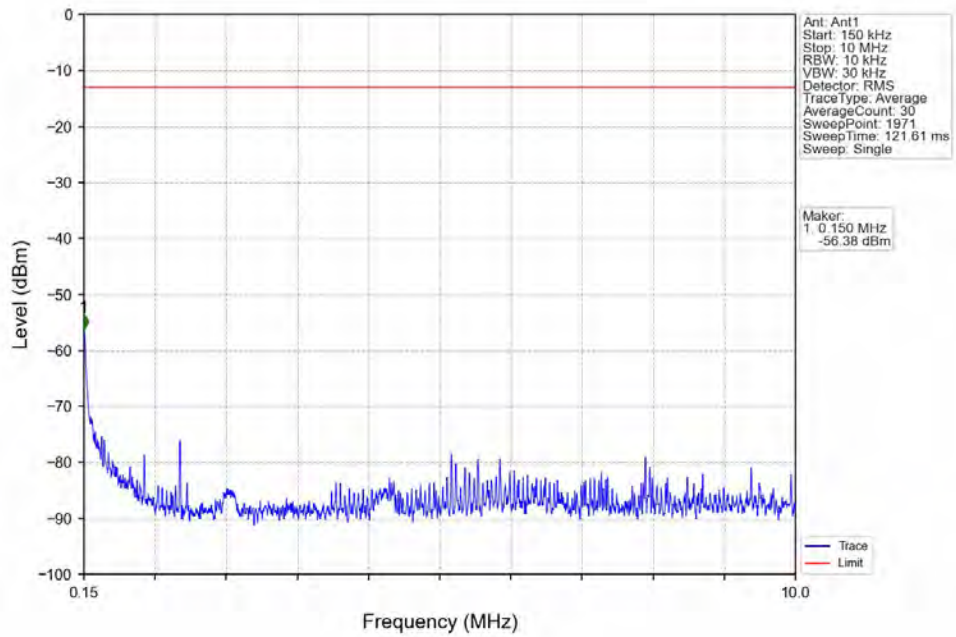


Frequency (MHz)								
Start (MHz)	Stop (MHz)	RBW (MHz)	Method	Marker No	Freq (MHz)	Level (dBm)	Limit (dBm)	Result
758	763	0.1	/	1	759.637	-76.99	-13	Pass
763	775	0.00625	/	2	774.511	-49.61	-35	Pass
775	776.9	0.1	/	3	776.878	-40.67	-13	Pass
776.9	777	0.03	/	4	777.000	-36.24	-13	Pass
777	784.5	0.03	/	/	/	/	/	/

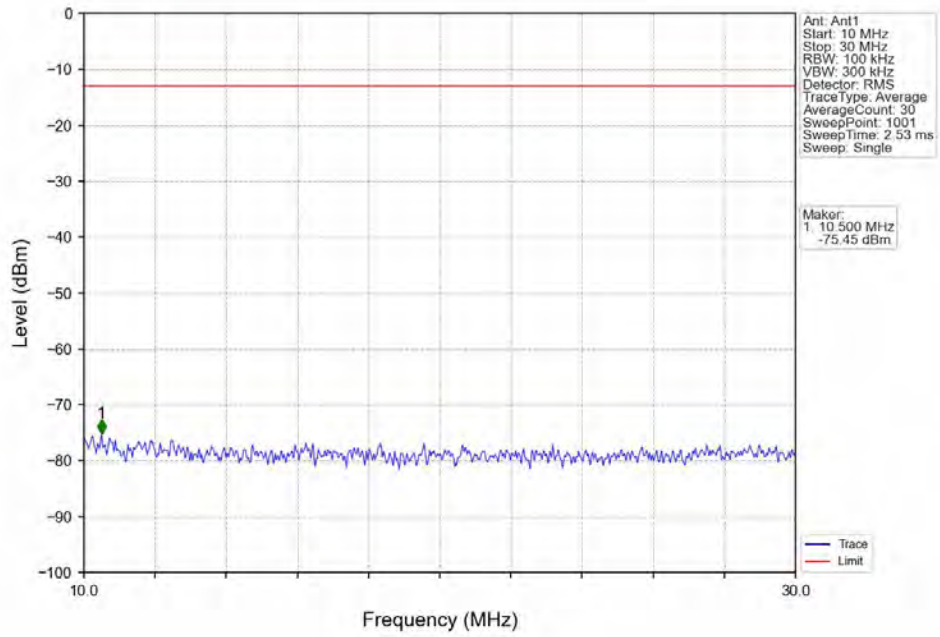
Band13_5MHz_QPSK_MCH_782MHz_RB_1_0_NTNV



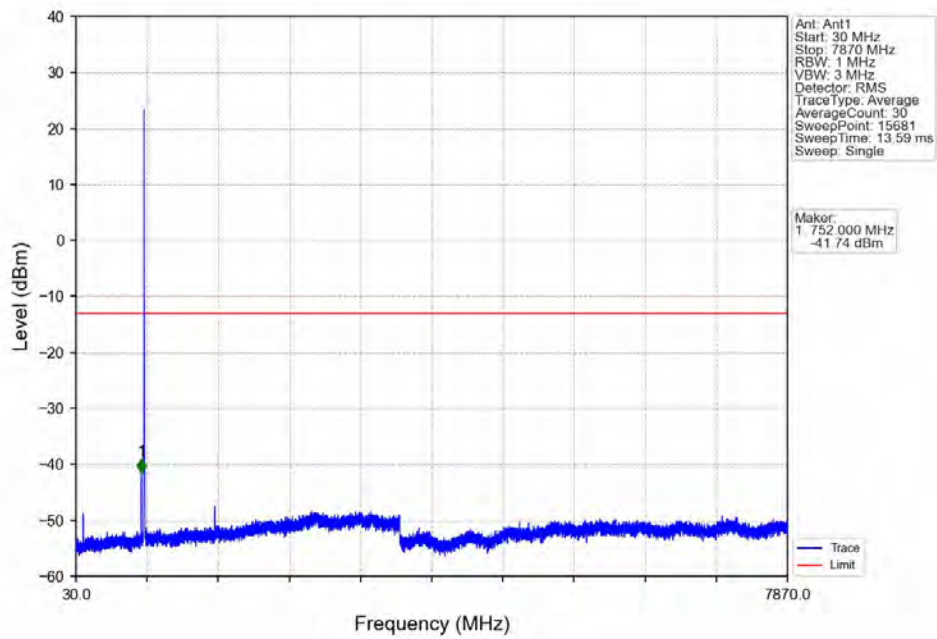
Band13_5MHz_QPSK_MCH_782MHz_RB_1_0_NTNV



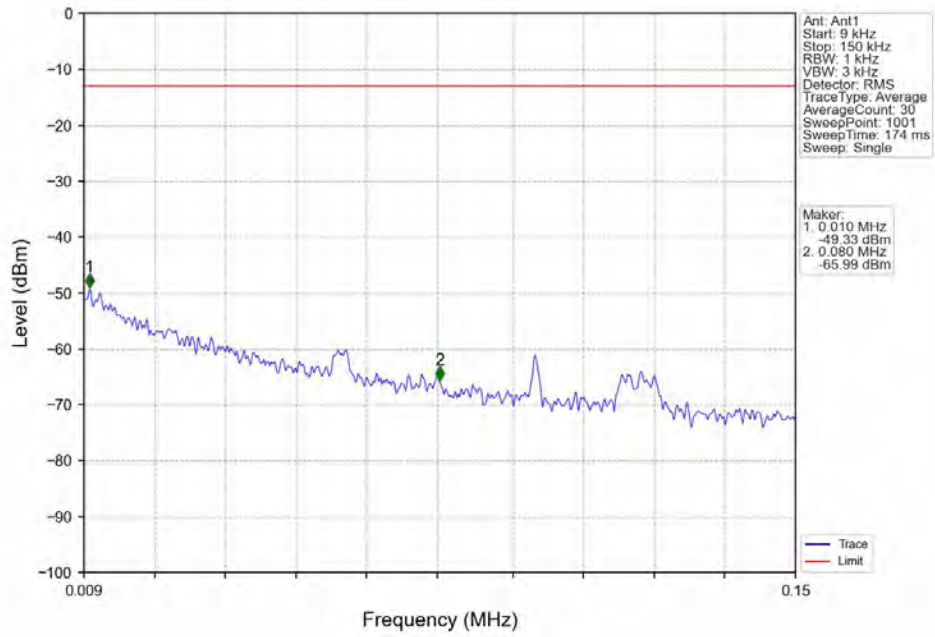
Band13_5MHz_QPSK_MCH_782MHz_RB_1_0_NTNV



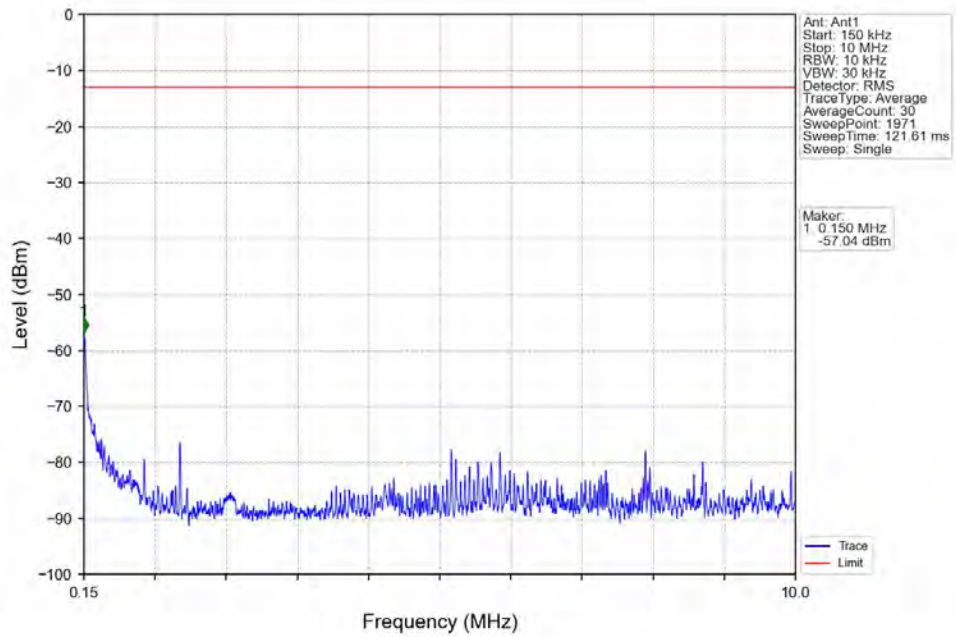
Band13_5MHz_QPSK_MCH_782MHz_RB_1_0_NTNV



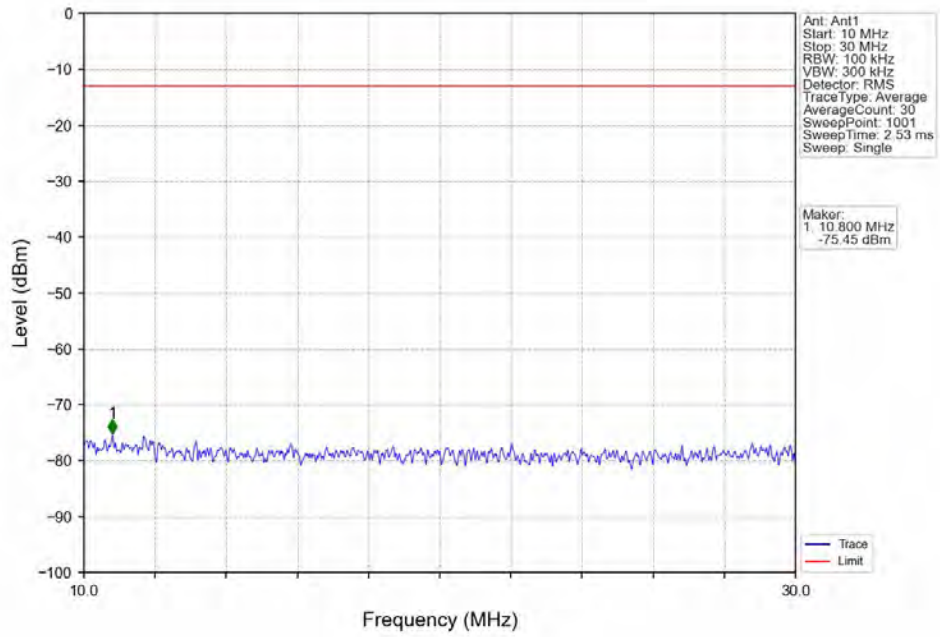
Band13 5MHz QPSK HCH 784.5MHz RB 1 0 NTN



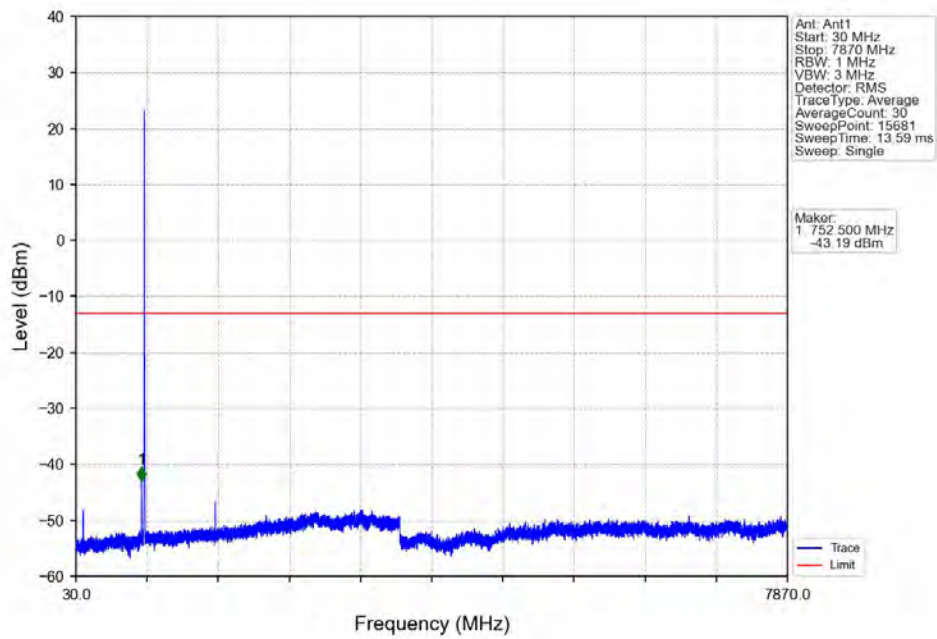
Band13 5MHz QPSK HCH 784.5MHz RB 1 0 NTN



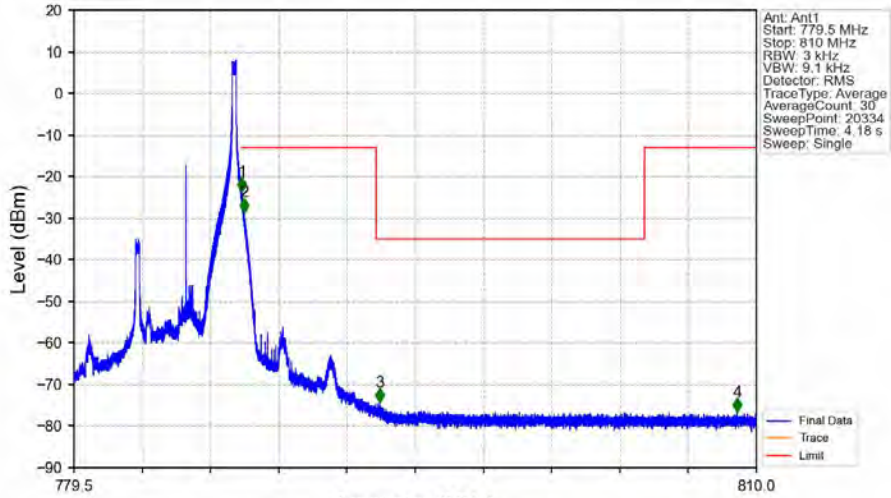
Band13 5MHz QPSK HCH 784.5MHz RB 1 0 NTN



Band13 5MHz QPSK HCH 784.5MHz RB 1 0 NTN

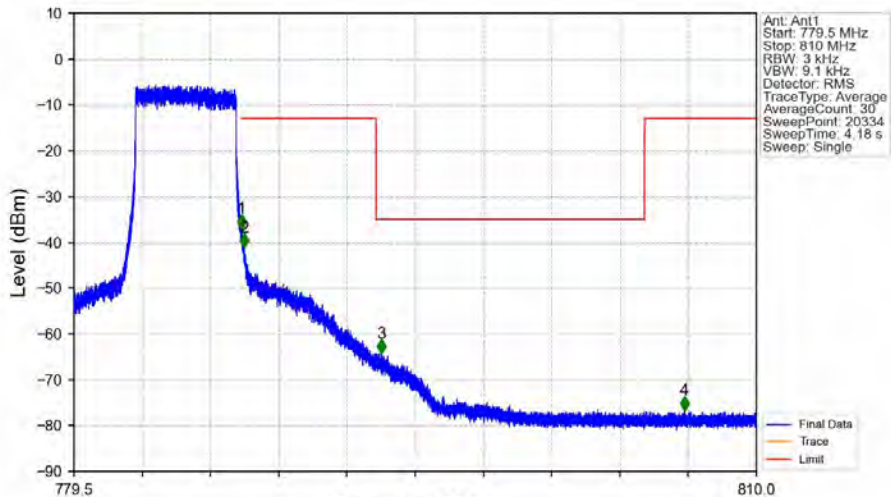


Band13_5MHz_QPSK_HCH_784.5MHz_RB_1_24_NTNV



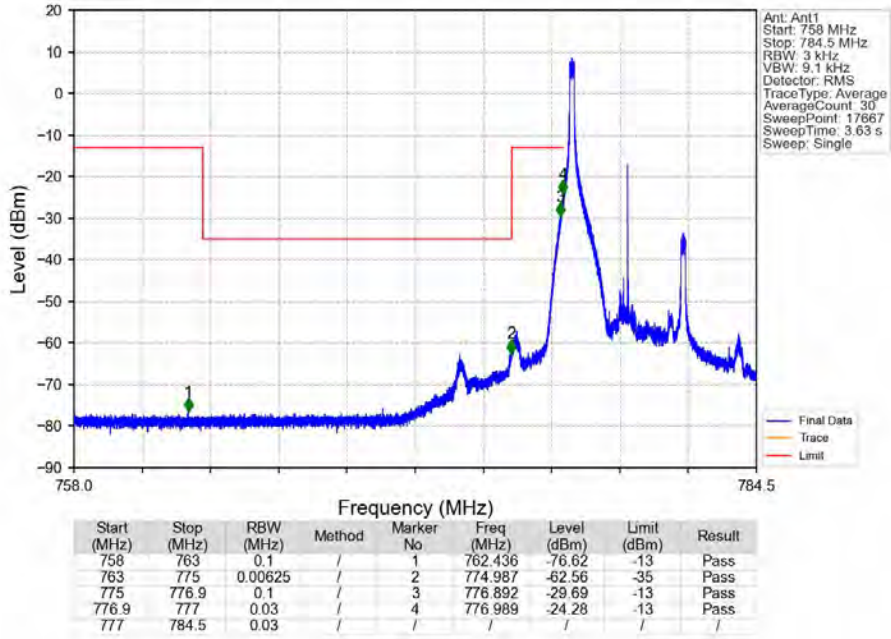
Start (MHz)	Stop (MHz)	RBW (MHz)	Method	Marker No.	Freq (MHz)	Level (dBm)	Limit (dBm)	Result
779.5	787	0.03	/	/	/	/	/	/
787	787.1	0.03	/	1	787.011	-23.67	-13	Pass
787.1	793	0.1	/	2	787.108	-28.63	-13	Pass
793	805	0.00625	/	3	793.176	-74.37	-35	Pass
805	810	0.1	/	4	809.139	-76.58	-13	Pass

Band13_5MHz_QPSK_HCH_784.5MHz_RB_25_0_NTNV

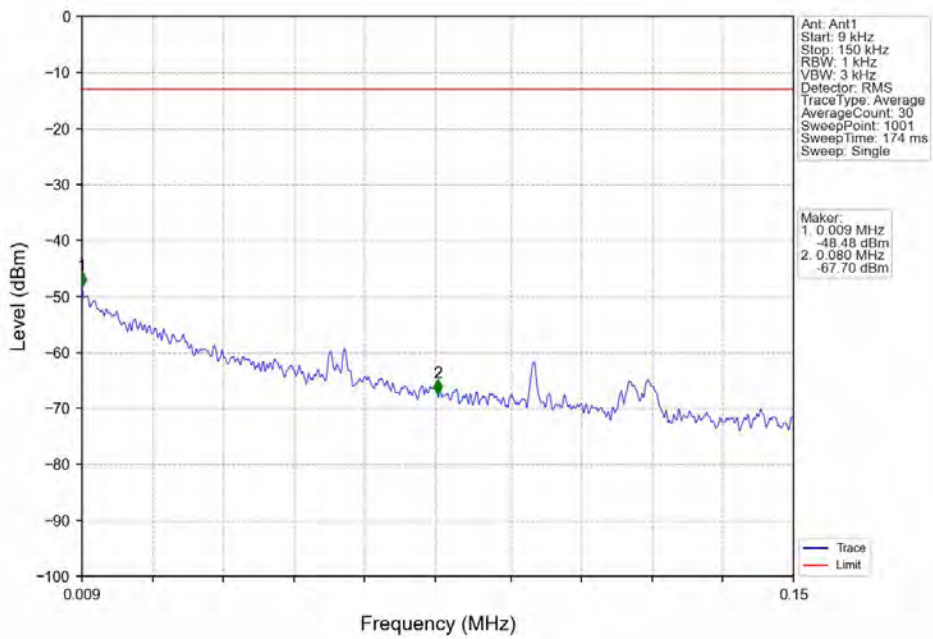


Start (MHz)	Stop (MHz)	RBW (MHz)	Method	Marker No.	Freq (MHz)	Level (dBm)	Limit (dBm)	Result
779.5	787	0.03	/	/	/	/	/	/
787	787.1	0.03	/	1	787.000	-37.02	-13	Pass
787.1	793	0.1	/	2	787.113	-41.14	-13	Pass
793	805	0.00625	/	3	793.234	-64.21	-35	Pass
805	810	0.1	/	4	806.790	-76.70	-13	Pass

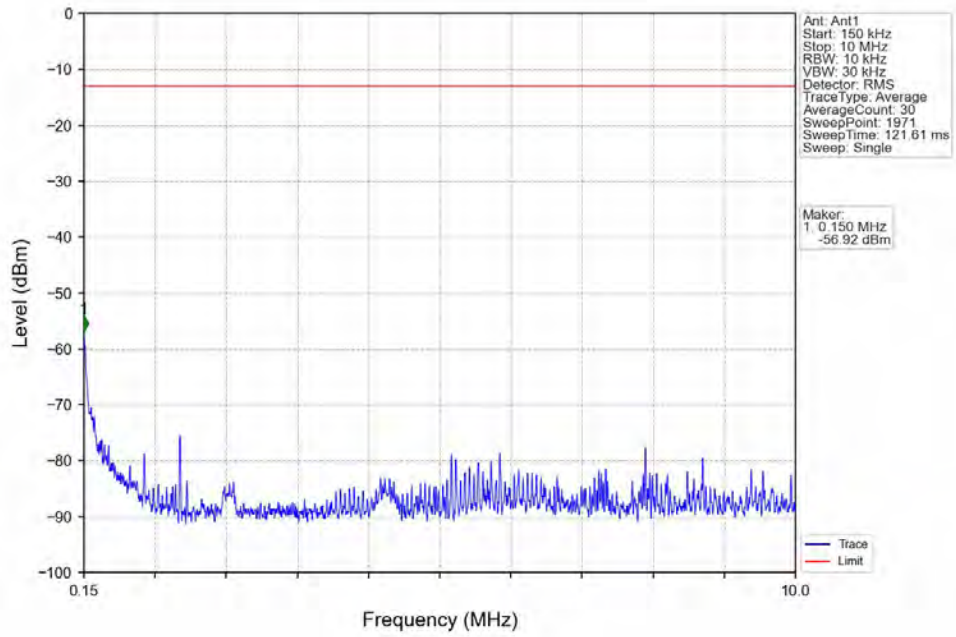
Band13_5MHz_16QAM_LCH_779.5MHz_RB_1_0_NTNV



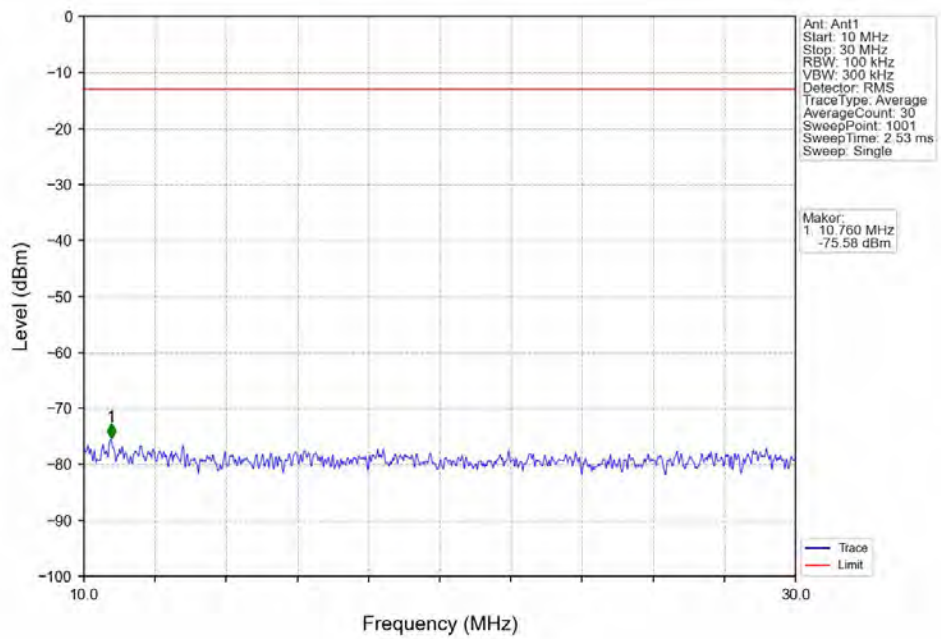
Band13_5MHz_16QAM_LCH_779.5MHz_RB_1_0_NTNV



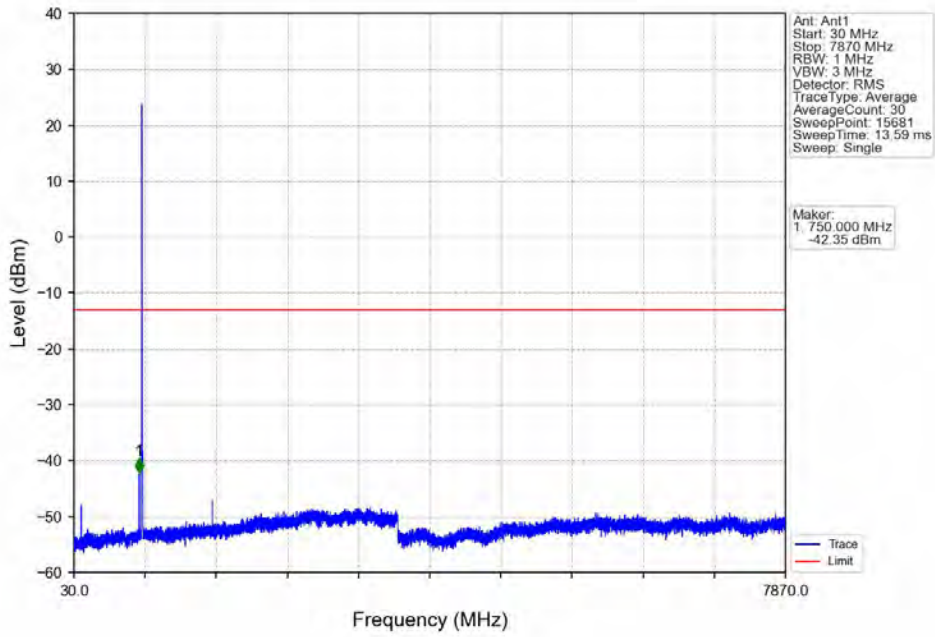
Band13_5MHz_16QAM_LCH_779.5MHz_RB_1_0_NTNV



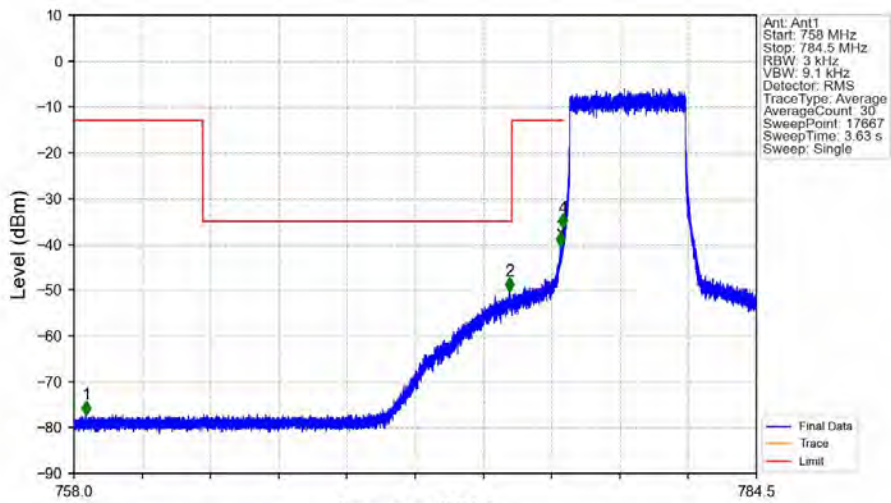
Band13_5MHz_16QAM_LCH_779.5MHz_RB_1_0_NTNV



Band13_5MHz_16QAM_LCH_779.5MHz_RB_1_0_NTNV

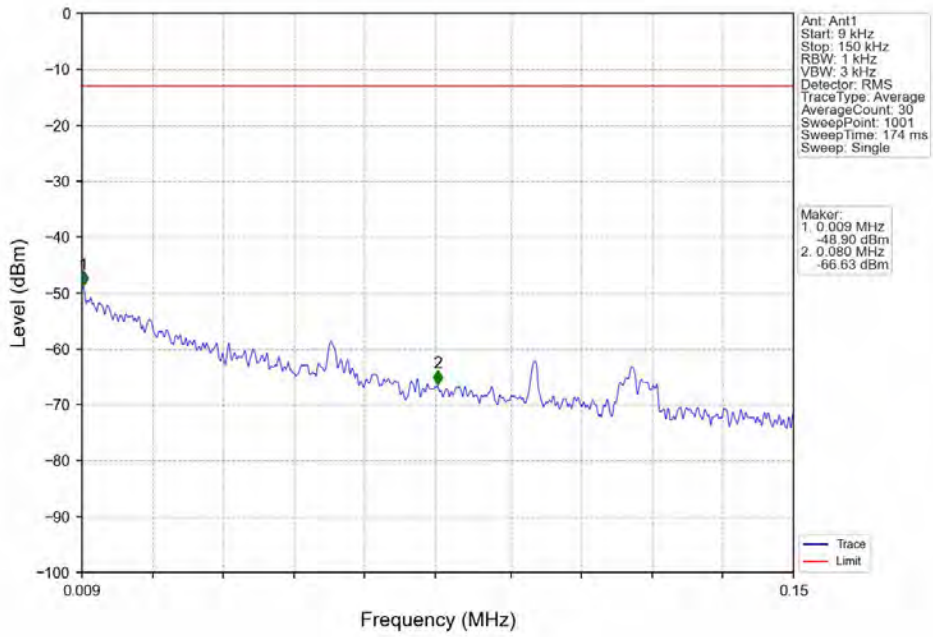


Band13_5MHz_16QAM_LCH_779.5MHz_RB_25_0_NTNV

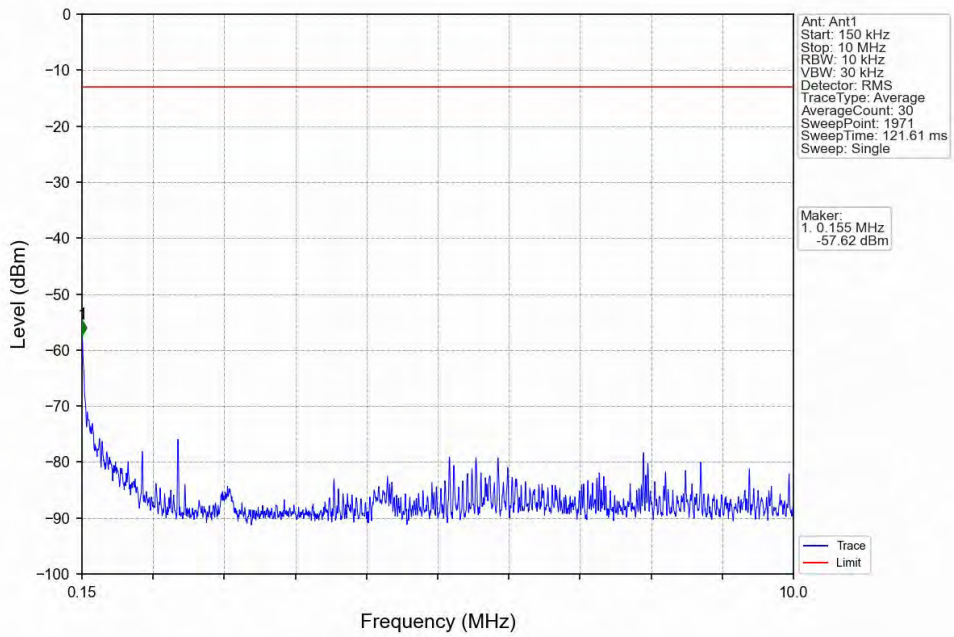


Start (MHz)	Stop (MHz)	RBW (MHz)	Method	Marker No	Freq (MHz)	Level (dBm)	Limit (dBm)	Result
758	763	0.1	/	1	758.482	-77.24	-13	Pass
763	775	0.00625	/	2	774.916	-50.24	-35	Pass
775	776.9	0.1	/	3	776.875	-40.39	-13	Pass
776.9	777	0.03	/	4	776.986	-36.39	-13	Pass
777	784.5	0.03	/	/	/	/	/	/

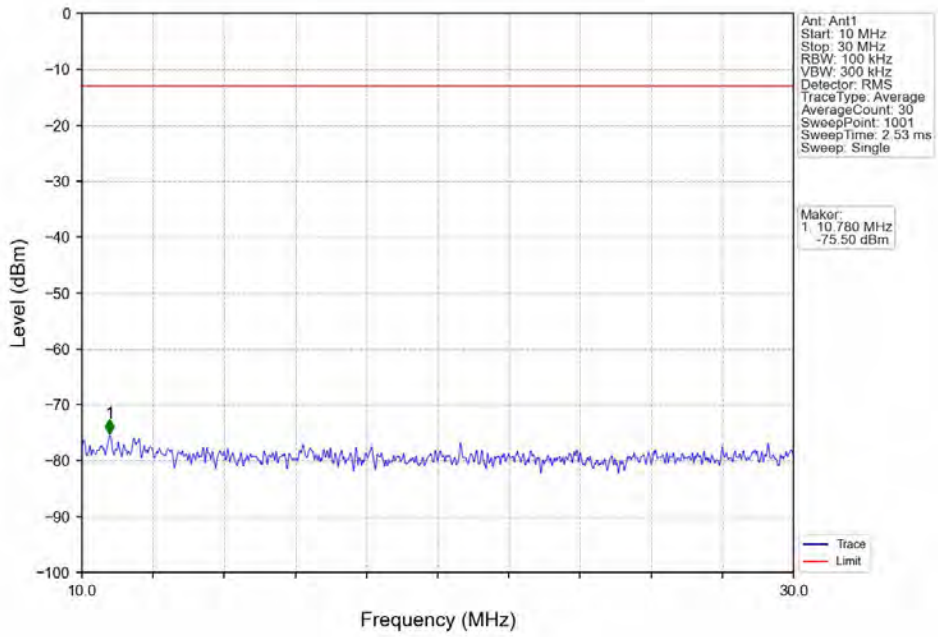
Band13 5MHz 16QAM MCH 782MHz RB 1 0 NTN



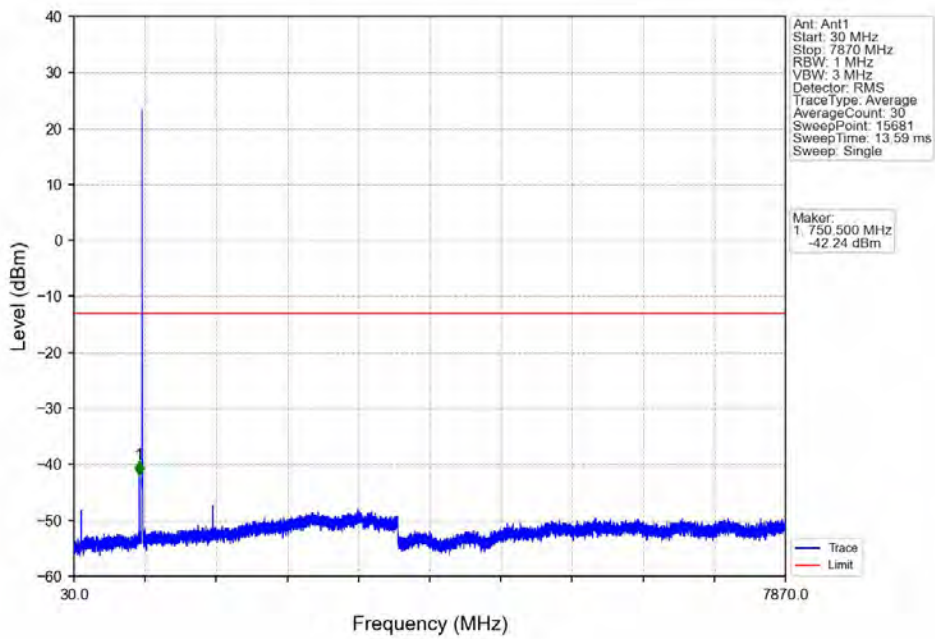
Band13 5MHz 16QAM MCH 782MHz RB 1 0 NTN



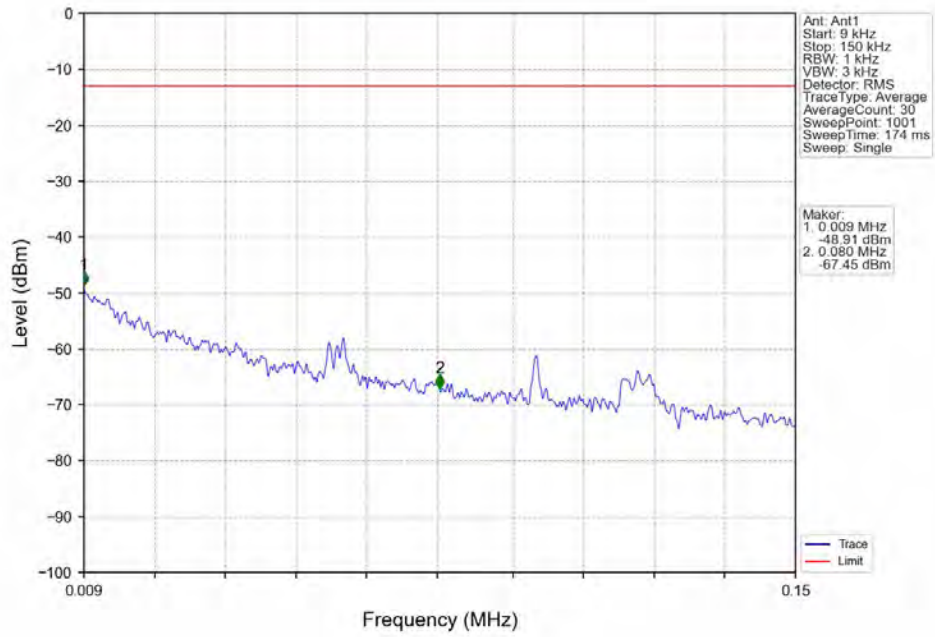
Band13_5MHz_16QAM_MCH_782MHz_RB_1_0_NTNV



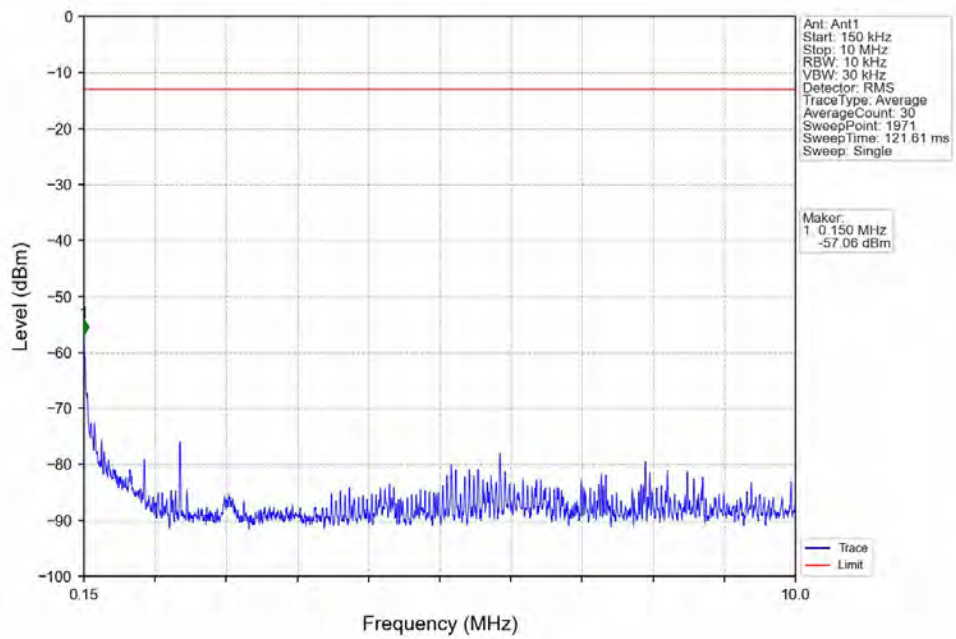
Band13_5MHz_16QAM_MCH_782MHz_RB_1_0_NTNV



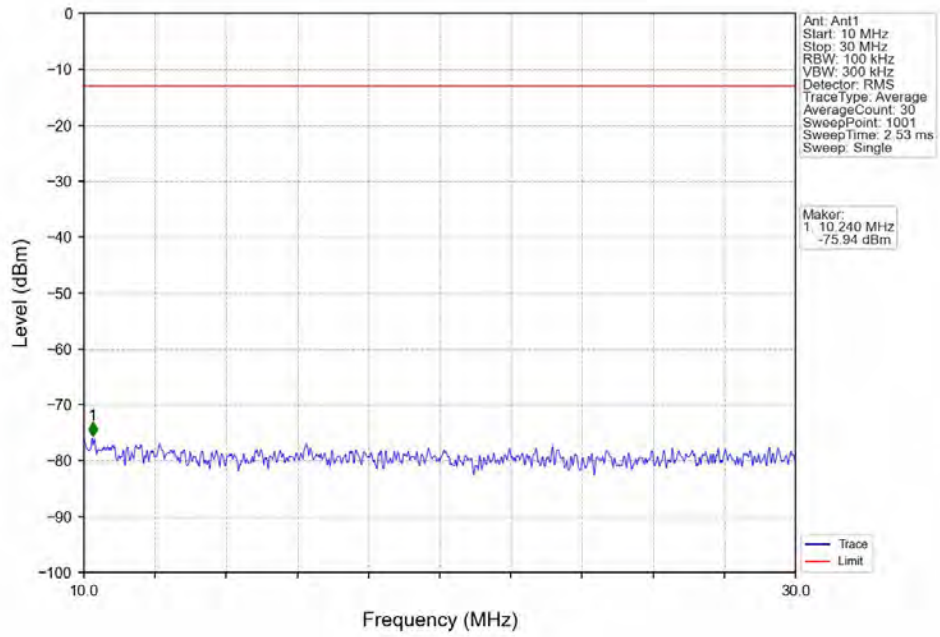
Band13_5MHz_16QAM_HCH_784.5MHz_RB_1_0_NTNV



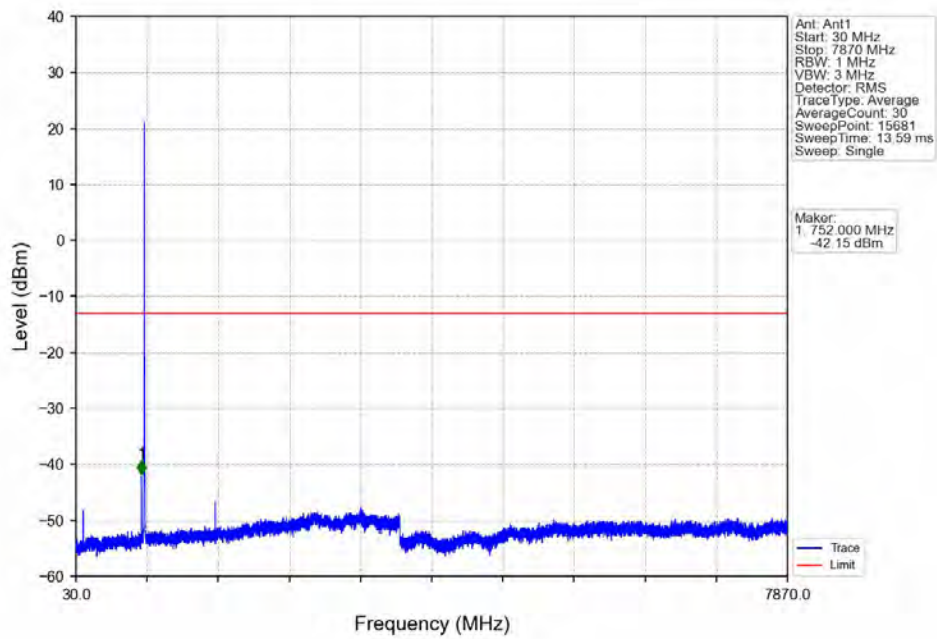
Band13_5MHz_16QAM_HCH_784.5MHz_RB_1_0_NTNV



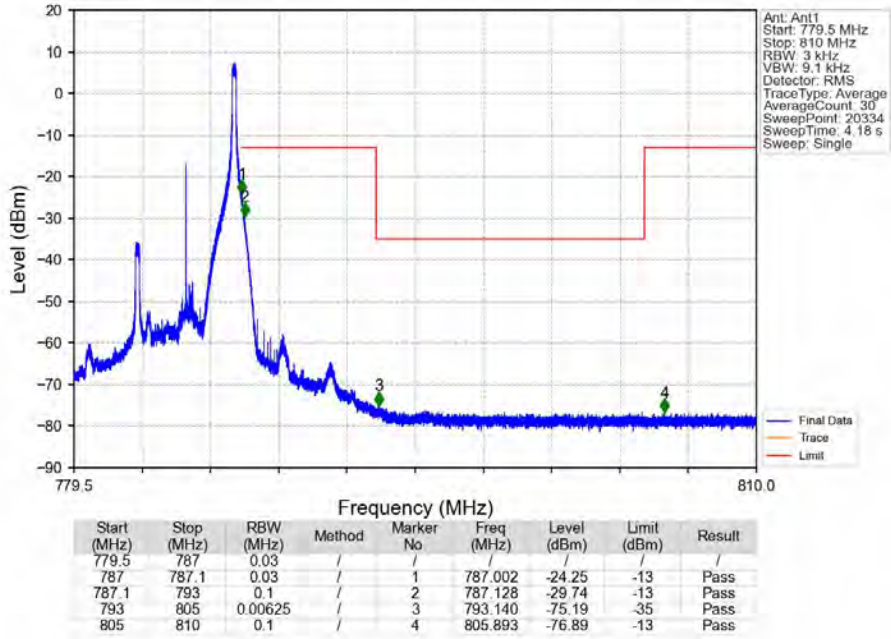
Band13_5MHz_16QAM_HCH_784.5MHz_RB_1_0_NTNV



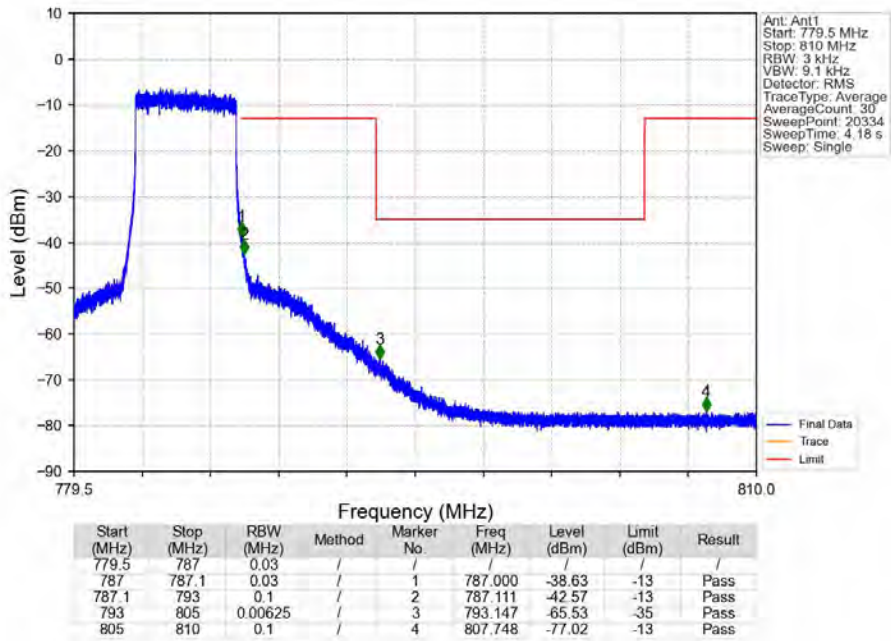
Band13_5MHz_16QAM_HCH_784.5MHz_RB_1_0_NTNV



Band13 5MHz 16QAM HCH 784.5MHz RB 1 24 NTV



Band13 5MHz 16QAM HCH 784.5MHz RB 25 0 NTV

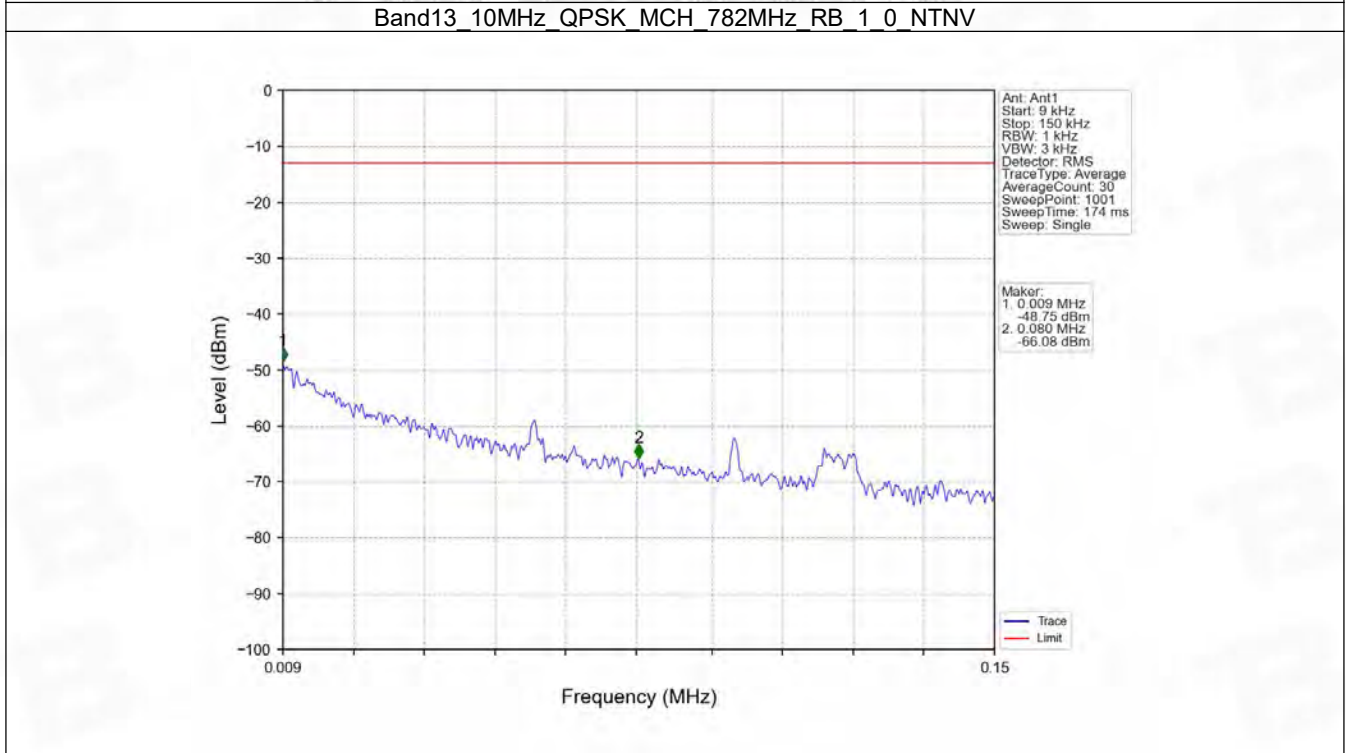
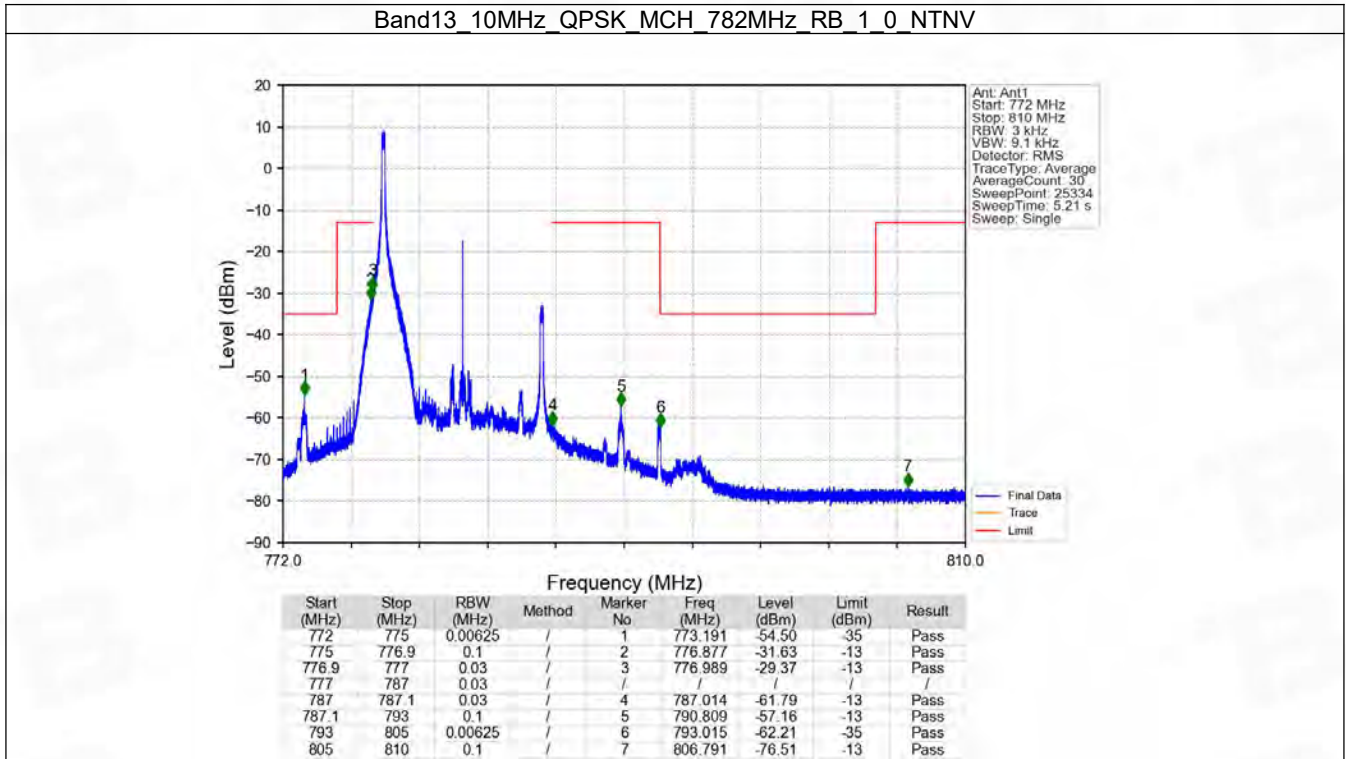


6.2 B13_10MHz

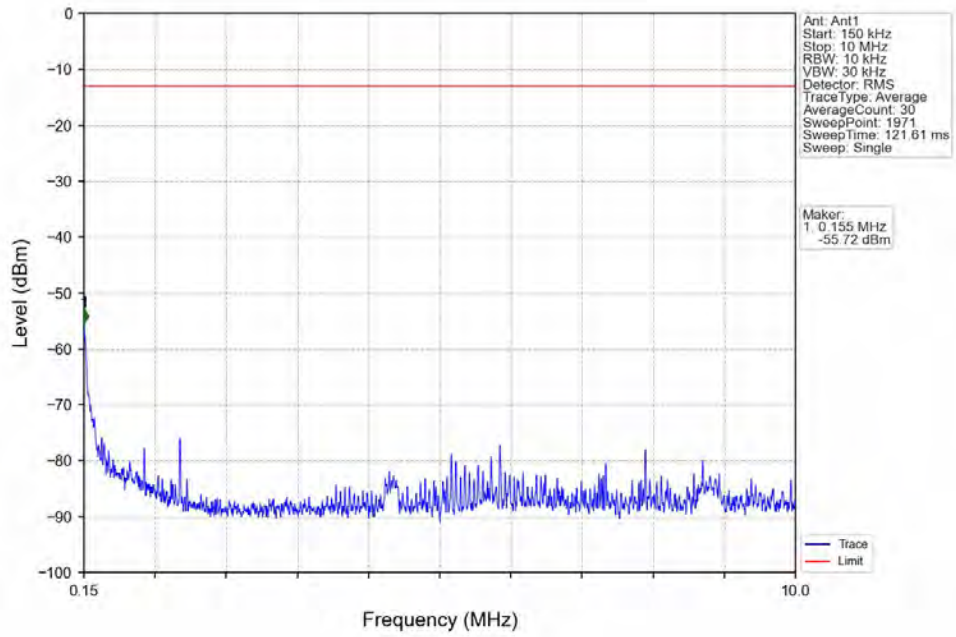
6.2.1 Test Result

Band: 13 / Bandwidth: 10MHz / NTV						
Modulation	Frequency (MHz)	RB Allocation		Spurious Emission		Verdict
		Size	Offset	Result	Limit	
QPSK	782	1	0	Refer To Test Graph	Pass	
			49	Refer To Test Graph	Pass	
		50	0	Refer To Test Graph	Pass	
16QAM	782	1	0	Refer To Test Graph	Pass	
			49	Refer To Test Graph	Pass	
		50	0	Refer To Test Graph	Pass	

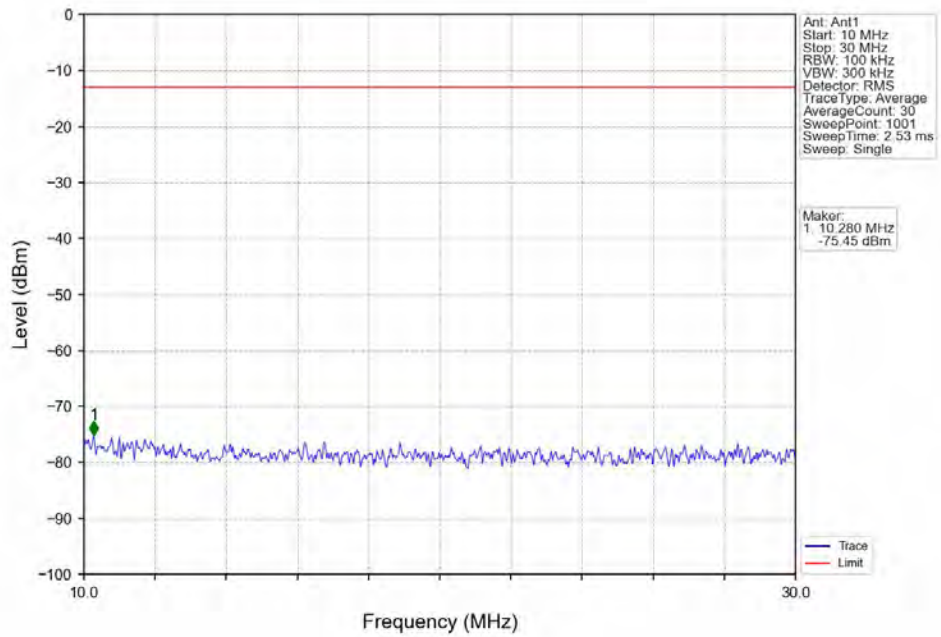
6.2.2 Test Graph



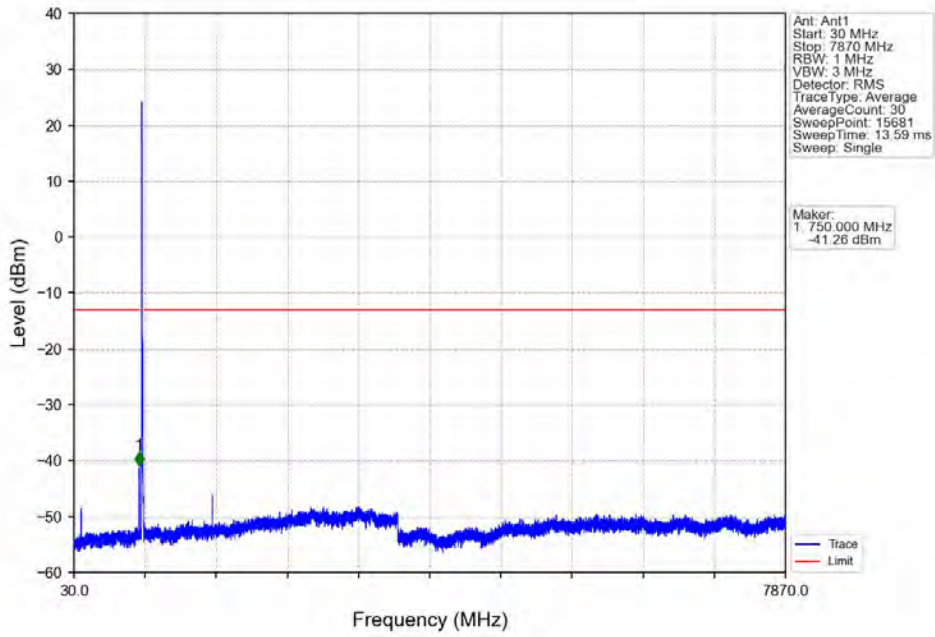
Band13_10MHz_QPSK_MCH_782MHz_RB_1_0_NTNV



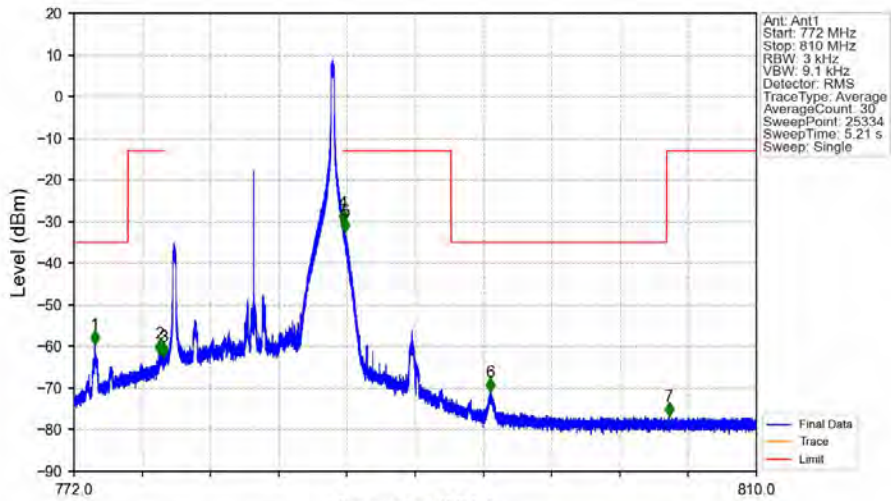
Band13_10MHz_QPSK_MCH_782MHz_RB_1_0_NTNV



Band13_10MHz_QPSK_MCH_782MHz_RB_1_0_NTNV

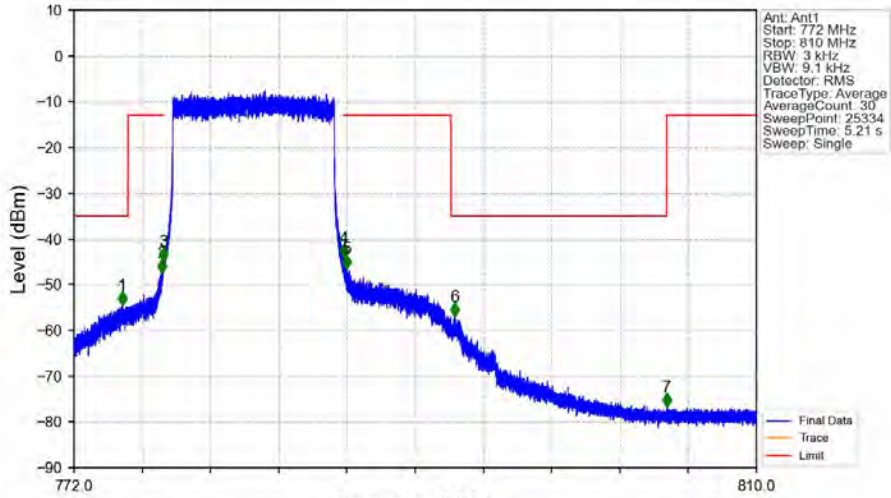


Band13_10MHz_QPSK_MCH_782MHz_RB_1_49_NTNV



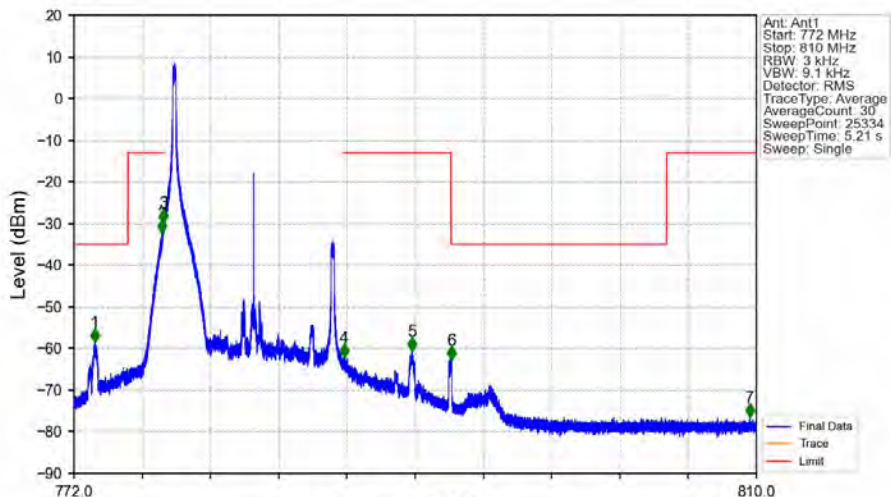
Start (MHz)	Stop (MHz)	RBW (MHz)	Method	Marker No	Freq (MHz)	Level (dBm)	Limit (dBm)	Result
772	775	0.00625	/	1	773.164	-59.52	-35	Pass
775	776.9	0.1	/	2	776.781	-61.78	-13	Pass
776.9	777	0.03	/	3	776.995	-62.39	-13	Pass
777	787	0.03	/	/	/	/	/	/
787	787.1	0.03	/	4	787.000	-30.36	-13	Pass
787.1	793	0.1	/	5	787.110	-32.51	-13	Pass
793	805	0.00625	/	6	795.189	-71.00	-35	Pass
805	810	0.1	/	7	805.138	-76.78	-13	Pass

Band13_10MHz_QPSK_MCH_782MHz_RB_50_0_NTNV



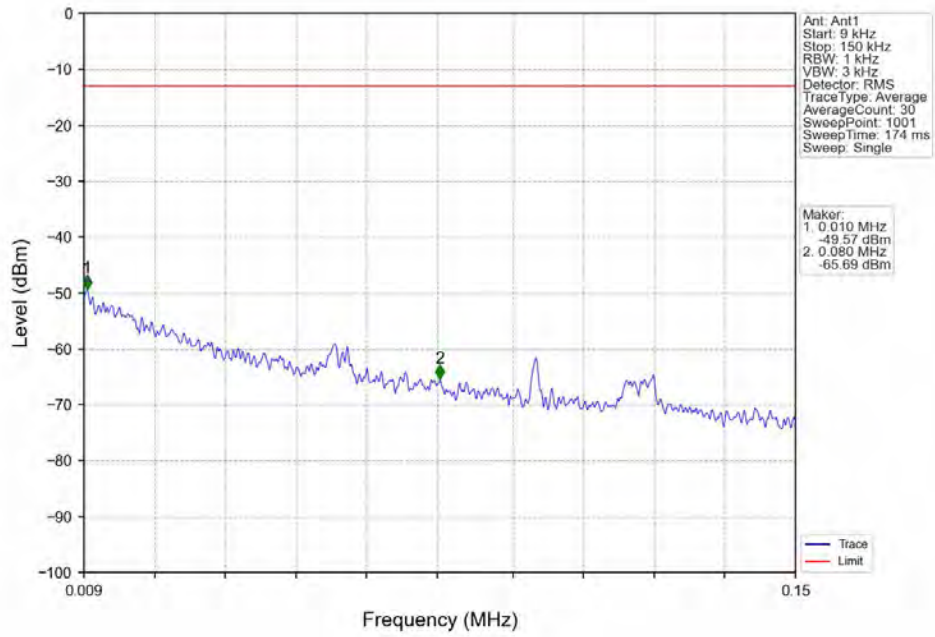
Start (MHz)	Stop (MHz)	RBW (MHz)	Method	Marker No	Freq (MHz)	Level (dBm)	Limit (dBm)	Result
772	775	0.00625	/	1	774.688	-54.51	-35	Pass
775	776.9	0.1	/	2	776.892	-47.43	-13	Pass
776.9	777	0.03	/	3	776.968	-44.82	-13	Pass
777	787	0.03	/	/	/	/	/	/
787	787.1	0.03	/	4	787.044	-44.21	-13	Pass
787.1	793	0.1	/	5	787.182	-46.52	-13	Pass
793	805	0.00625	/	6	793.215	-57.00	-35	Pass
805	810	0.1	/	7	805.017	-76.82	-13	Pass

Band13_10MHz_16QAM_MCH_782MHz_RB_1_0_NTNV

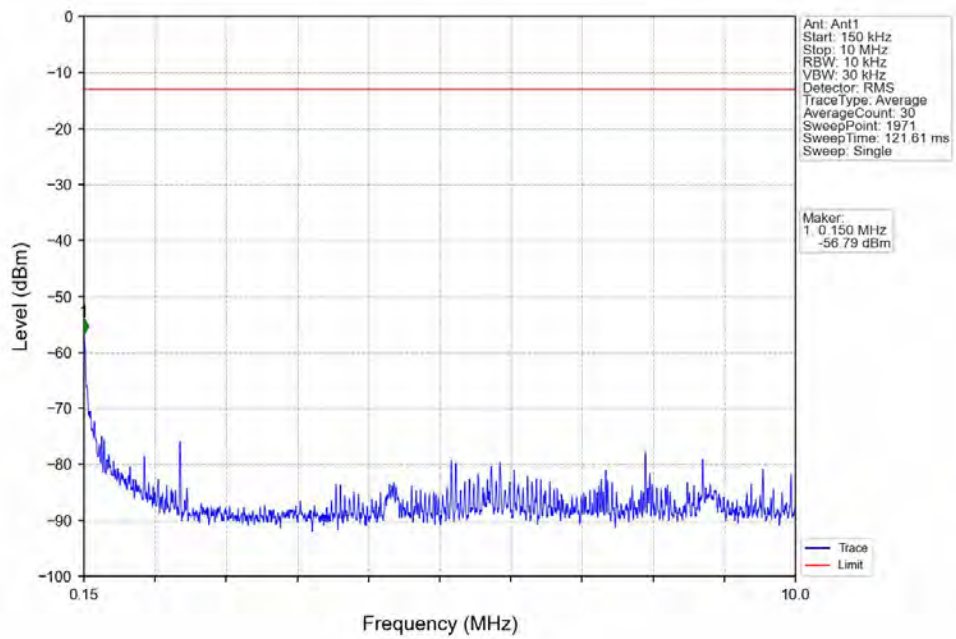


Start (MHz)	Stop (MHz)	RBW (MHz)	Method	Marker No	Freq (MHz)	Level (dBm)	Limit (dBm)	Result
772	775	0.00625	/	1	773.164	-58.60	-35	Pass
775	776.9	0.1	/	2	776.890	-32.38	-13	Pass
776.9	777	0.03	/	3	776.988	-29.92	-13	Pass
777	787	0.03	/	/	/	/	/	/
787	787.1	0.03	/	4	787.027	-62.22	-13	Pass
787.1	793	0.1	/	5	790.819	-60.74	-13	Pass
793	805	0.00625	/	6	793.020	-62.86	-35	Pass
805	810	0.1	/	7	809.626	-76.60	-13	Pass

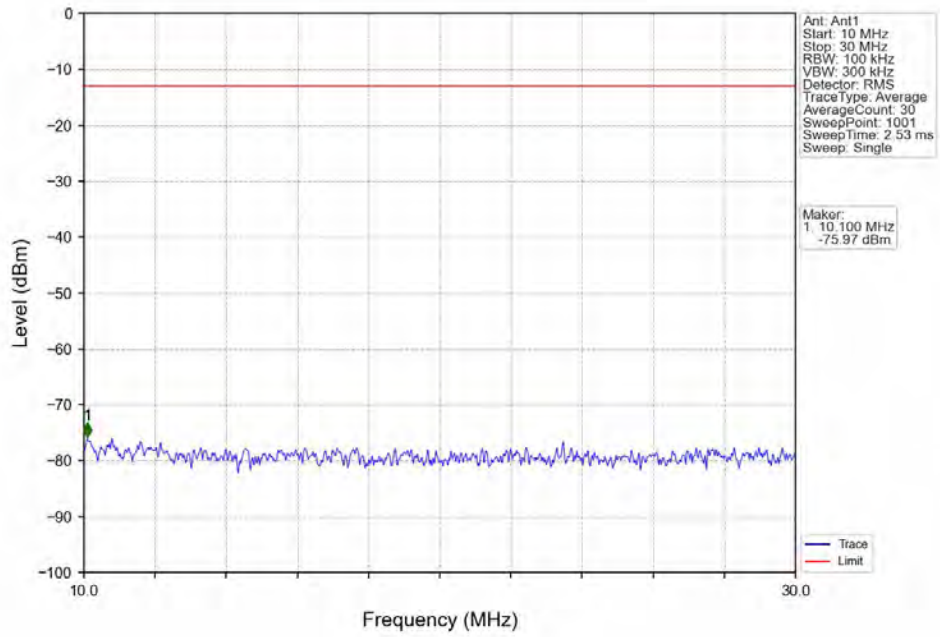
Band13_10MHz_16QAM_MCH_782MHz_RB_1_0_NTNV



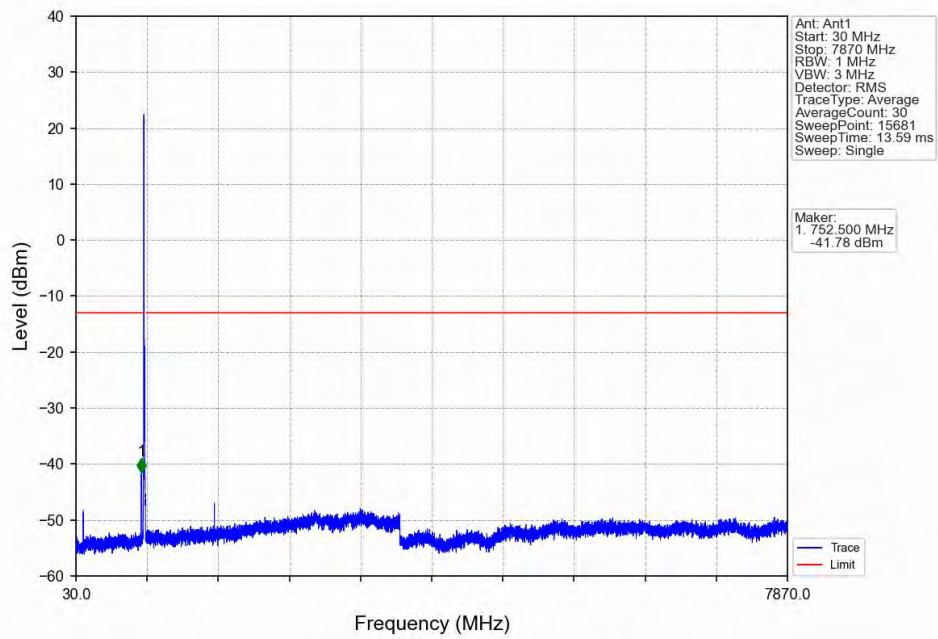
Band13_10MHz_16QAM_MCH_782MHz_RB_1_0_NTNV



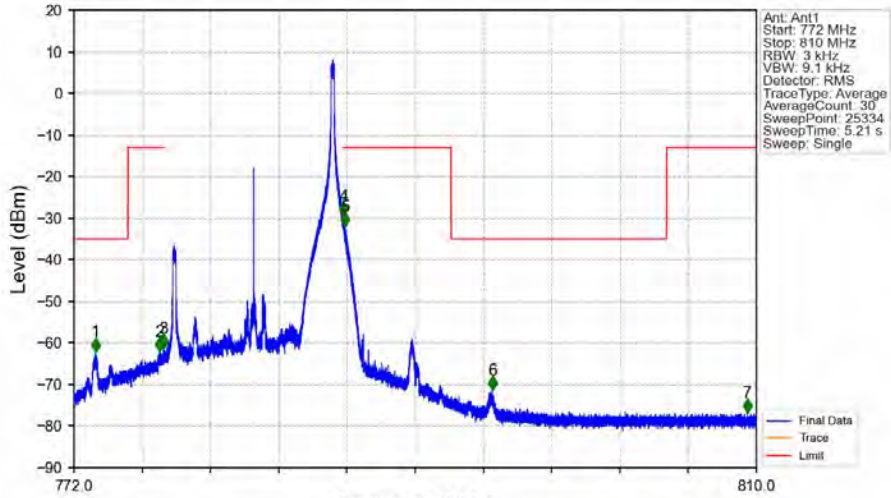
Band13_10MHz_16QAM_MCH_782MHz_RB_1_0_NTNV



Band13_10MHz_16QAM_MCH_782MHz_RB_1_0_NTNV

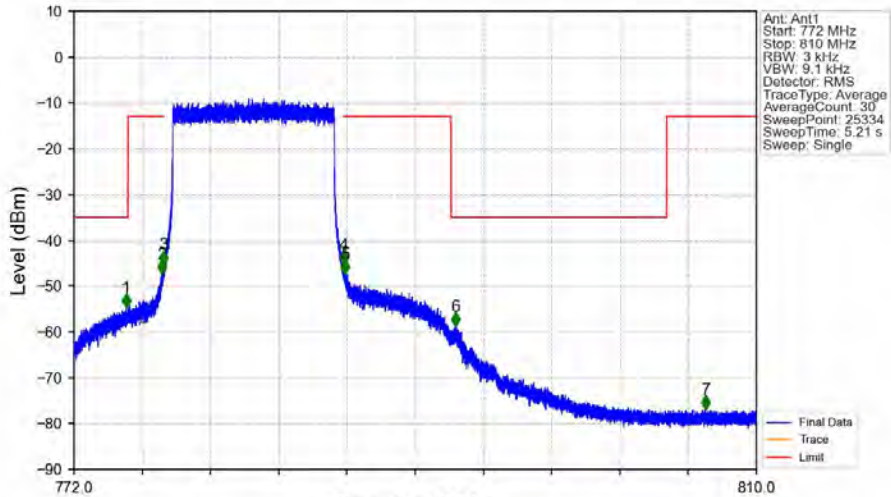


Band13 10MHz 16QAM MCH 782MHz RB 1 49 NTV



Start (MHz)	Stop (MHz)	RBW (MHz)	Method	Marker No	Freq (MHz)	Level (dBm)	Limit (dBm)	Result
772	775	0.00625	/	1	773.196	-62.18	-35	Pass
775	776.9	0.1	/	2	776.775	-62.05	-13	Pass
776.9	777	0.03	/	3	776.985	-61.24	-13	Pass
777	787	0.03	/	/	/	/	/	/
787	787.1	0.03	/	4	787.014	-29.46	-13	Pass
787.1	793	0.1	/	5	787.101	-31.95	-13	Pass
793	805	0.00625	/	6	795.294	-71.41	-35	Pass
805	810	0.1	/	7	809.485	-76.81	-13	Pass

Band13 10MHz 16QAM MCH 782MHz RB 50 0 NTV



Start (MHz)	Stop (MHz)	RBW (MHz)	Method	Marker No	Freq (MHz)	Level (dBm)	Limit (dBm)	Result
772	775	0.00625	/	1	774.898	-54.76	-35	Pass
775	776.9	0.1	/	2	776.899	-47.37	-13	Pass
776.9	777	0.03	/	3	776.986	-45.31	-13	Pass
777	787	0.03	/	/	/	/	/	/
787	787.1	0.03	/	4	787.048	-45.34	-13	Pass
787.1	793	0.1	/	5	787.104	-47.33	-13	Pass
793	805	0.00625	/	6	793.231	-58.76	-35	Pass
805	810	0.1	/	7	807.190	-76.96	-13	Pass

7. Form731

7.1 Form731_Power

7.1.1 Test Result

Band	BW	Lower Freq	High Freq	MAX Power (W)	Value	Hz/ppm	Emission Designator	Rule Parts	MAX Power (dBm)
13	5	779.5	784.5	0.2056	0.0137	ppm	4M58G7D	27F	23.13
13	5	779.5	784.5	0.1754	0.0133	ppm	4M60W7D	27F	22.44
13	10	782	782	0.2168	0.0108	ppm	9M03G7D	27F	23.36
13	10	782	782	0.1671	0.0121	ppm	9M03W7D	27F	22.23

7.2 Form731_ERP

7.2.1 Test Result

Band	BW	Lower Freq	High Freq	MAX Power (W)	Value	Hz/ppm	Emission Designator	Rule Parts	MAX Power (dBm)
13	5	779.5	784.5	0.1387	0.0137	ppm	4M58G7D	27F	21.42
13	5	779.5	784.5	0.1183	0.0133	ppm	4M60W7D	27F	20.73
13	10	782	782	0.1462	0.0108	ppm	9M03G7D	27F	21.65
13	10	782	782	0.1127	0.0121	ppm	9M03W7D	27F	20.52