

1. Effective (Isotropic) Radiated Power Output Data

1.1 B26c_15MHz_ERP

1.1.1 Test Result

Band: 26c / Bandwidth: 15MHz / NTN										
Modulation	Frequency (MHz)	RB Allocation		Conducted Power (dBm)	Gain (dBi)	ERP (dBm)		Verdict		
		Size	Offset			Result	Limit			
QPSK	821.5	1	0	22.96	0.55	21.36	<=38.45	Pass		
			38	23.10	0.55	21.50	<=38.45	Pass		
			74	22.88	0.55	21.28	<=38.45	Pass		
		36	0	22.08	0.55	20.48	<=38.45	Pass		
			18	22.16	0.55	20.56	<=38.45	Pass		
			39	22.14	0.55	20.54	<=38.45	Pass		
		75	0	22.16	0.55	20.56	<=38.45	Pass		
		831.5	1	0	22.91	0.55	21.31	<=38.45	Pass	
				38	23.03	0.55	21.43	<=38.45	Pass	
	74			22.82	0.55	21.22	<=38.45	Pass		
	36		0	22.01	0.55	20.41	<=38.45	Pass		
			18	22.08	0.55	20.48	<=38.45	Pass		
			39	21.93	0.55	20.33	<=38.45	Pass		
	75		0	22.03	0.55	20.43	<=38.45	Pass		
	841.5		1	0	22.83	0.55	21.23	<=38.45	Pass	
				38	22.97	0.55	21.37	<=38.45	Pass	
		74		22.83	0.55	21.23	<=38.45	Pass		
		36	0	22.02	0.55	20.42	<=38.45	Pass		
			18	22.05	0.55	20.45	<=38.45	Pass		
			39	21.99	0.55	20.39	<=38.45	Pass		
		75	0	22.09	0.55	20.49	<=38.45	Pass		
		16QAM	821.5	1	0	22.42	0.55	20.82	<=38.45	Pass
					38	22.57	0.55	20.97	<=38.45	Pass
	74				22.32	0.55	20.72	<=38.45	Pass	
36	0			21.12	0.55	19.52	<=38.45	Pass		
	18			21.16	0.55	19.56	<=38.45	Pass		
	39			21.15	0.55	19.55	<=38.45	Pass		
75	0			21.14	0.55	19.54	<=38.45	Pass		
831.5	1			0	22.21	0.55	20.61	<=38.45	Pass	
				38	22.33	0.55	20.73	<=38.45	Pass	
			74	22.20	0.55	20.60	<=38.45	Pass		
	36		0	20.93	0.55	19.33	<=38.45	Pass		
			18	21.02	0.55	19.42	<=38.45	Pass		
			39	20.93	0.55	19.33	<=38.45	Pass		
	75		0	20.94	0.55	19.34	<=38.45	Pass		
	841.5		1	0	22.19	0.55	20.59	<=38.45	Pass	
				38	22.24	0.55	20.64	<=38.45	Pass	
74				22.20	0.55	20.60	<=38.45	Pass		
36			0	21.07	0.55	19.47	<=38.45	Pass		
			18	21.01	0.55	19.41	<=38.45	Pass		
			39	20.93	0.55	19.33	<=38.45	Pass		
75			0	21.05	0.55	19.45	<=38.45	Pass		

Note1: ERP=Conducted Power+Antenna Gain-2.15

2. Frequency Stability

2.1 B26c_15MHz

2.1.1 Test Result

Band: 26c / Bandwidth: 15MHz										
Modulation	Frequency (MHz)	RB Allocation		Temp. (°C)	Voltage (VDC)	Freq. Error (Hz)	Freq. vs. Rated (ppm)		Verdict	
		Size	Offset				Result	Limit		
QPSK	821.5	75	0	20	3.27	-5.865	-0.0071	-2.5 to 2.5	Pass	
					3.85	-5.765	-0.0070	-2.5 to 2.5	Pass	
					4.43	-7.396	-0.0090	-2.5 to 2.5	Pass	
				-30	3.85	-4.706	-0.0057	-2.5 to 2.5	Pass	
					-20	3.85	-4.392	-0.0053	-2.5 to 2.5	Pass
						3.85	-5.436	-0.0066	-2.5 to 2.5	Pass
				0	3.85	-5.364	-0.0065	-2.5 to 2.5	Pass	
					10	3.85	-7.024	-0.0086	-2.5 to 2.5	Pass
				30	3.85	-6.151	-0.0075	-2.5 to 2.5	Pass	
	40	3.85	-5.550	-0.0068	-2.5 to 2.5	Pass				
	50	3.85	-6.666	-0.0081	-2.5 to 2.5	Pass				
	831.5	75	0	20	3.27	-7.110	-0.0086	-2.5 to 2.5	Pass	
					3.85	-5.465	-0.0066	-2.5 to 2.5	Pass	
					4.43	-4.950	-0.0060	-2.5 to 2.5	Pass	
				-30	3.85	-5.479	-0.0066	-2.5 to 2.5	Pass	
					-20	3.85	-6.180	-0.0074	-2.5 to 2.5	Pass
						3.85	-5.307	-0.0064	-2.5 to 2.5	Pass
				0	3.85	-6.409	-0.0077	-2.5 to 2.5	Pass	
					10	3.85	-5.336	-0.0064	-2.5 to 2.5	Pass
				30	3.85	-3.104	-0.0037	-2.5 to 2.5	Pass	
	40	3.85	-8.740	-0.0105	-2.5 to 2.5	Pass				
	50	3.85	-5.722	-0.0069	-2.5 to 2.5	Pass				
	841.5	75	0	20	3.27	-8.240	-0.0098	-2.5 to 2.5	Pass	
					3.85	-4.950	-0.0059	-2.5 to 2.5	Pass	
					4.43	-7.668	-0.0091	-2.5 to 2.5	Pass	
				-30	3.85	-4.578	-0.0054	-2.5 to 2.5	Pass	
					-20	3.85	-6.995	-0.0083	-2.5 to 2.5	Pass
3.85						-4.663	-0.0055	-2.5 to 2.5	Pass	
0				3.85	-4.048	-0.0048	-2.5 to 2.5	Pass		
				10	3.85	-6.938	-0.0082	-2.5 to 2.5	Pass	
30				3.85	-6.852	-0.0081	-2.5 to 2.5	Pass		
40	3.85	-4.120	-0.0049	-2.5 to 2.5	Pass					
50	3.85	-4.592	-0.0055	-2.5 to 2.5	Pass					
16QAM	821.5	75	0	20	3.27	-5.808	-0.0071	-2.5 to 2.5	Pass	
					3.85	-7.668	-0.0093	-2.5 to 2.5	Pass	
					4.43	-6.809	-0.0083	-2.5 to 2.5	Pass	
				-30	3.85	-5.465	-0.0067	-2.5 to 2.5	Pass	
					-20	3.85	-6.266	-0.0076	-2.5 to 2.5	Pass
						3.85	-7.610	-0.0093	-2.5 to 2.5	Pass
				0	3.85	-5.808	-0.0071	-2.5 to 2.5	Pass	
					10	3.85	-5.136	-0.0063	-2.5 to 2.5	Pass
				30	3.85	-6.595	-0.0080	-2.5 to 2.5	Pass	
	40	3.85	-3.676	-0.0045	-2.5 to 2.5	Pass				
	50	3.85	-5.035	-0.0061	-2.5 to 2.5	Pass				
	831.5	75	0	20	3.27	-5.150	-0.0062	-2.5 to 2.5	Pass	
					3.85	-7.267	-0.0087	-2.5 to 2.5	Pass	
					4.43	-4.106	-0.0049	-2.5 to 2.5	Pass	
				-30	3.85	-8.597	-0.0103	-2.5 to 2.5	Pass	
-20					3.85	-5.479	-0.0066	-2.5 to 2.5	Pass	

				-10	3.85	-7.310	-0.0088	-2.5 to 2.5	Pass
				0	3.85	-9.270	-0.0111	-2.5 to 2.5	Pass
				10	3.85	-4.764	-0.0057	-2.5 to 2.5	Pass
				30	3.85	-8.082	-0.0097	-2.5 to 2.5	Pass
				40	3.85	-8.483	-0.0102	-2.5 to 2.5	Pass
				50	3.85	-10.629	-0.0128	-2.5 to 2.5	Pass
	841.5	75	0	20	3.27	-4.935	-0.0059	-2.5 to 2.5	Pass
					3.85	-7.896	-0.0094	-2.5 to 2.5	Pass
					4.43	-4.120	-0.0049	-2.5 to 2.5	Pass
				-30	3.85	-3.304	-0.0039	-2.5 to 2.5	Pass
				-20	3.85	-8.411	-0.0100	-2.5 to 2.5	Pass
				-10	3.85	-7.524	-0.0089	-2.5 to 2.5	Pass
				0	3.85	-4.234	-0.0050	-2.5 to 2.5	Pass
				10	3.85	-3.934	-0.0047	-2.5 to 2.5	Pass
				30	3.85	-5.078	-0.0060	-2.5 to 2.5	Pass
				40	3.85	-7.224	-0.0086	-2.5 to 2.5	Pass
				50	3.85	-6.466	-0.0077	-2.5 to 2.5	Pass

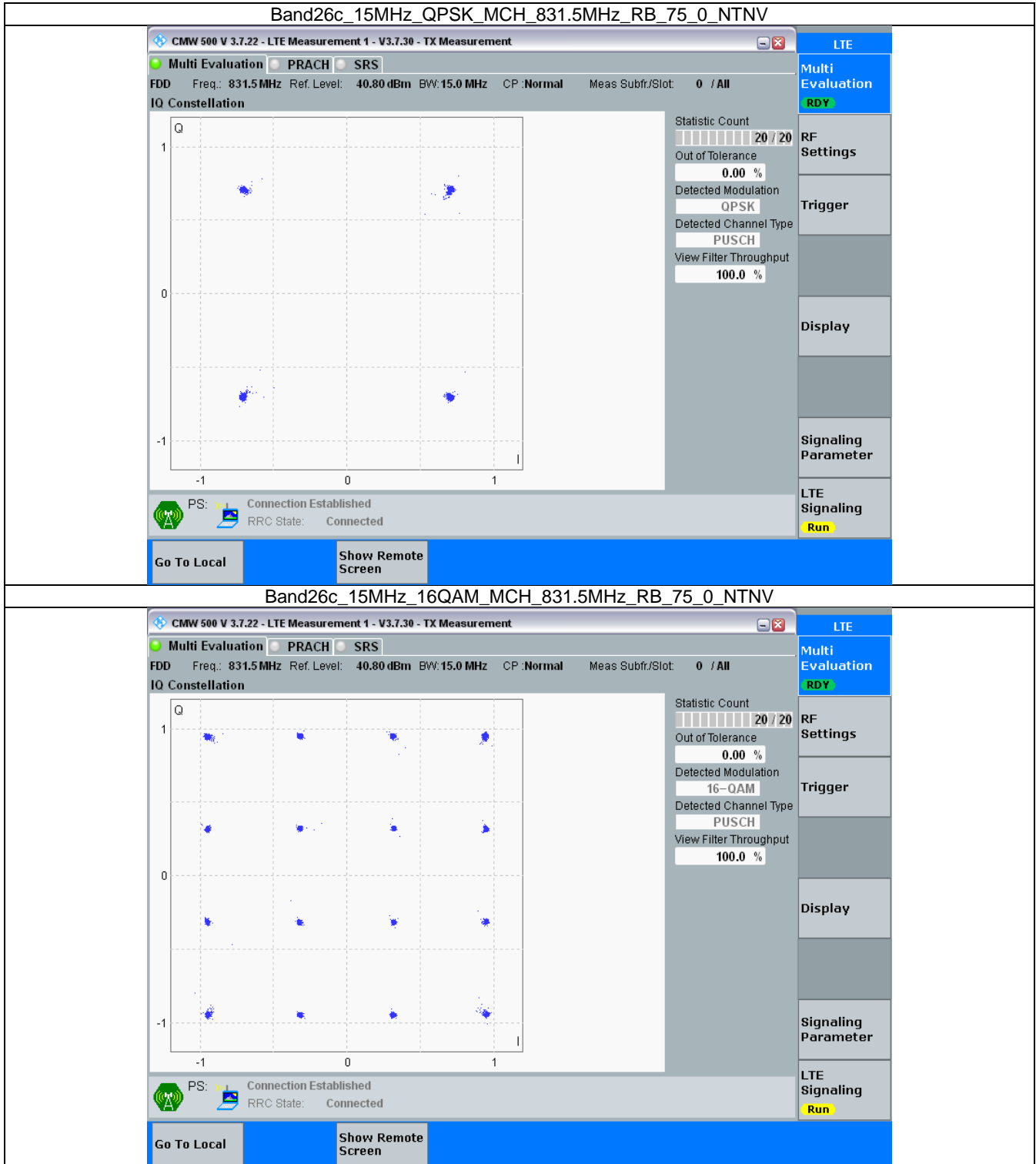
3. Modulation Characteristics

3.1 B26c_15MHz

3.1.1 Test Result

Band: 26c / Bandwidth: 15MHz / NTN						
Modulation	Frequency (MHz)	RB Allocation		Modulation Characteristics		Verdict
		Size	Offset	Result	Limit	
QPSK	831.5	75	0	Refer To Test Graph		Pass
16QAM	831.5	75	0	Refer To Test Graph		Pass

3.1.2 Test Graph



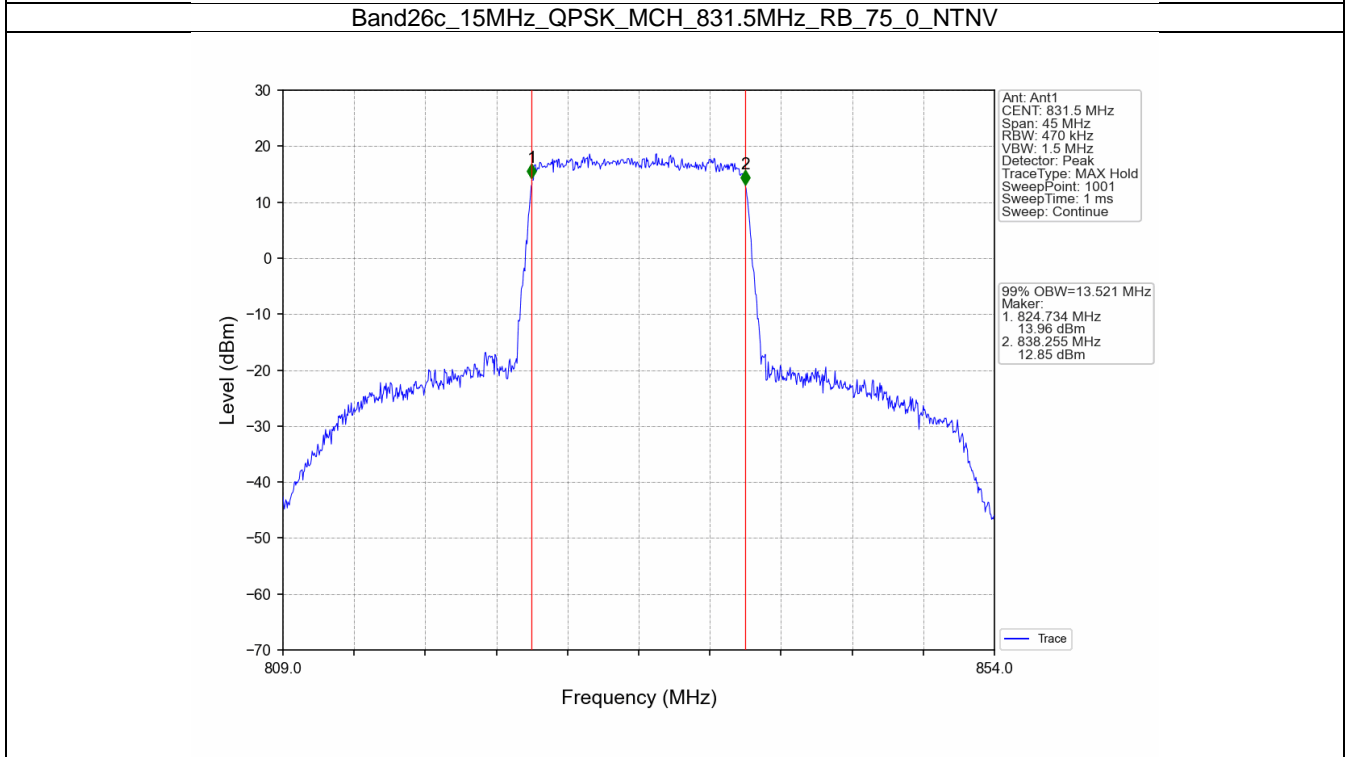
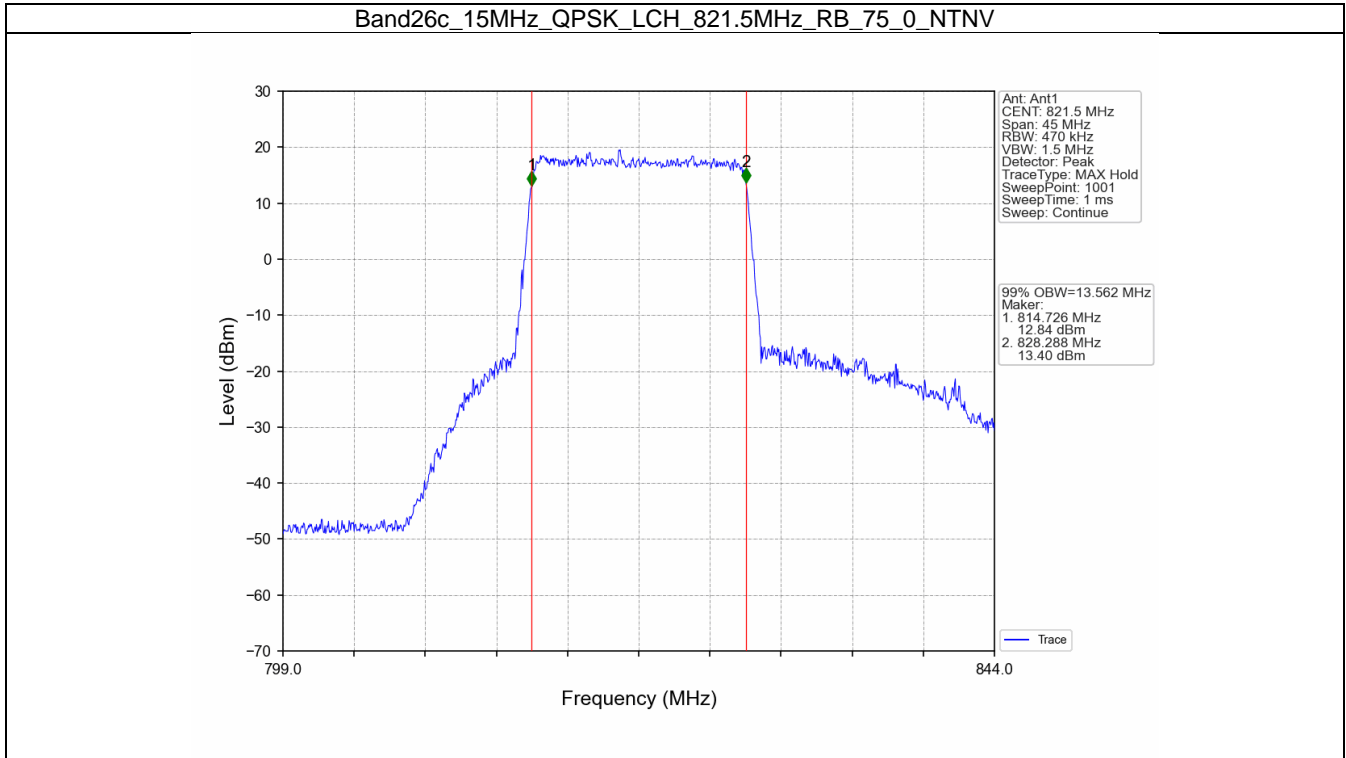
4. 99% & 26dB Bandwidth

4.1 Band26c_OBW

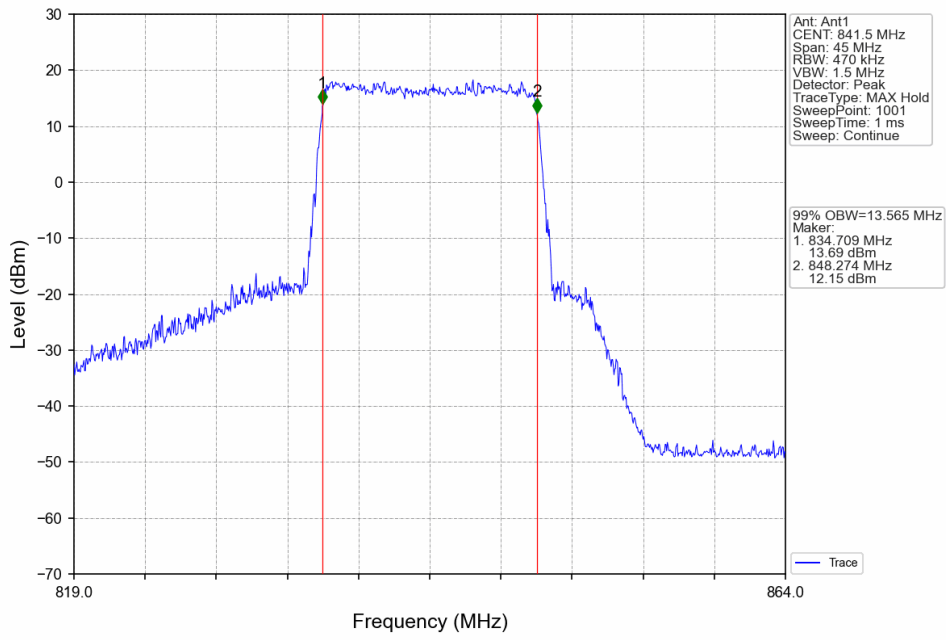
4.1.1 Test Result

Band: 26c / NTN						
Bandwidth (MHz)	Modulation	Frequency (MHz)	RB Allocation		99% Occupied Bandwidth (MHz)	Verdict
			Size	Offset	Result	
15	QPSK	821.5	75	0	13.562	Pass
		831.5	75	0	13.521	Pass
		841.5	75	0	13.565	Pass
	16QAM	821.5	75	0	13.597	Pass
		831.5	75	0	13.529	Pass
		841.5	75	0	13.634	Pass

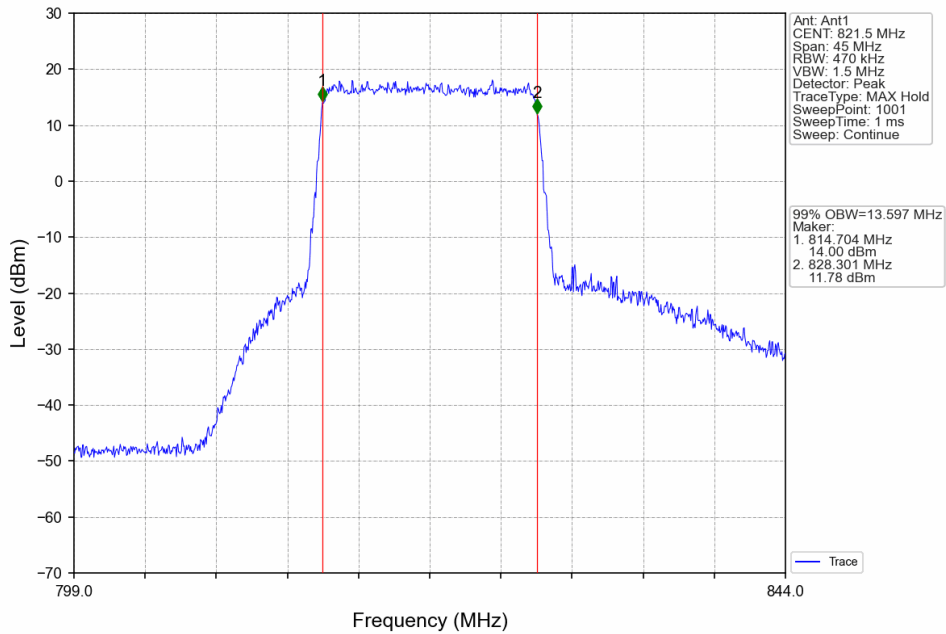
4.1.2 Test Graph



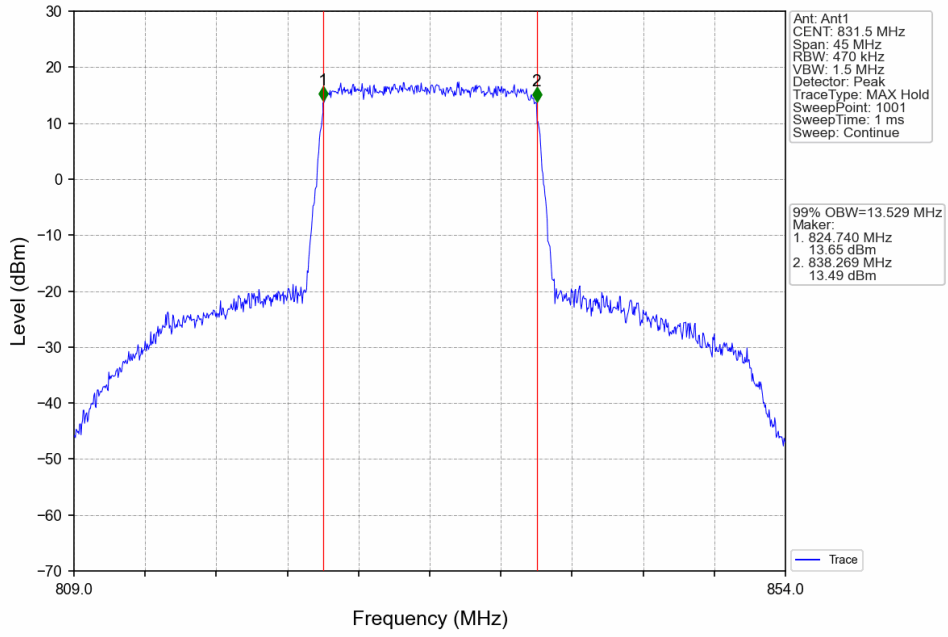
Band26c_15MHz_QPSK_HCH_841.5MHz_RB_75_0_NTNV



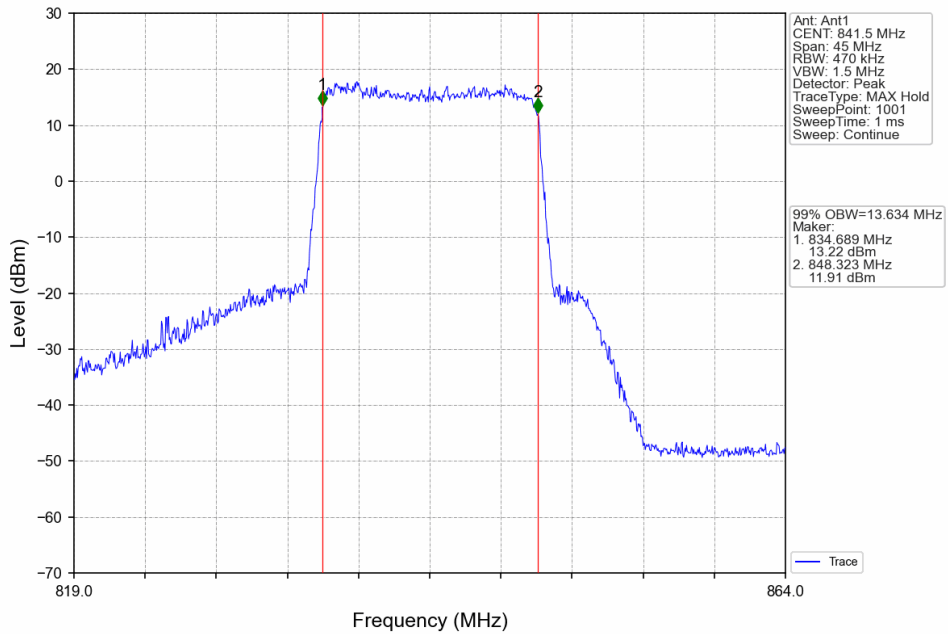
Band26c_15MHz_16QAM_LCH_821.5MHz_RB_75_0_NTNV



Band26c_15MHz_16QAM_MCH_831.5MHz_RB_75_0_NTNV



Band26c_15MHz_16QAM_HCH_841.5MHz_RB_75_0_NTNV

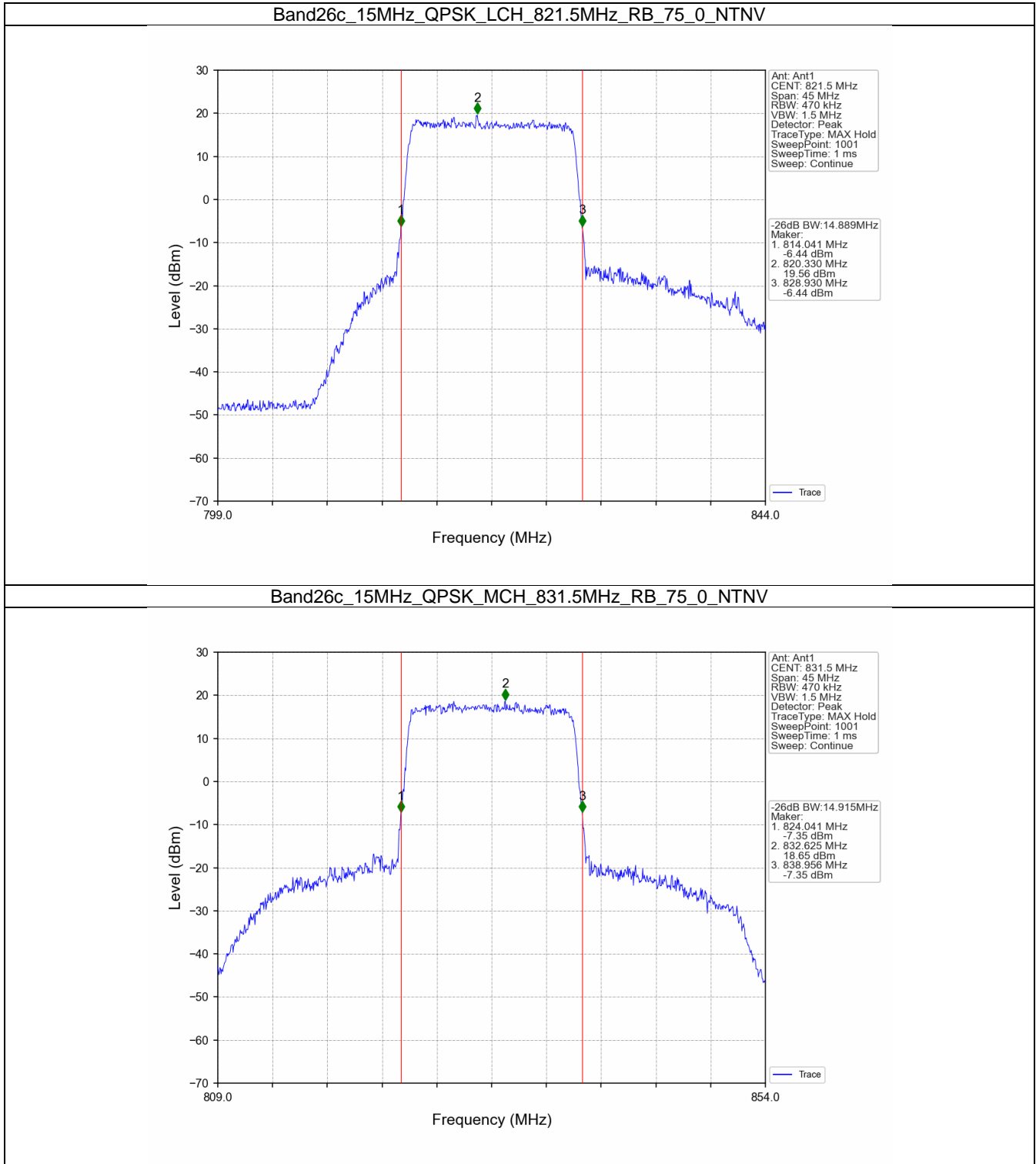


4.2 Band26c_XDB

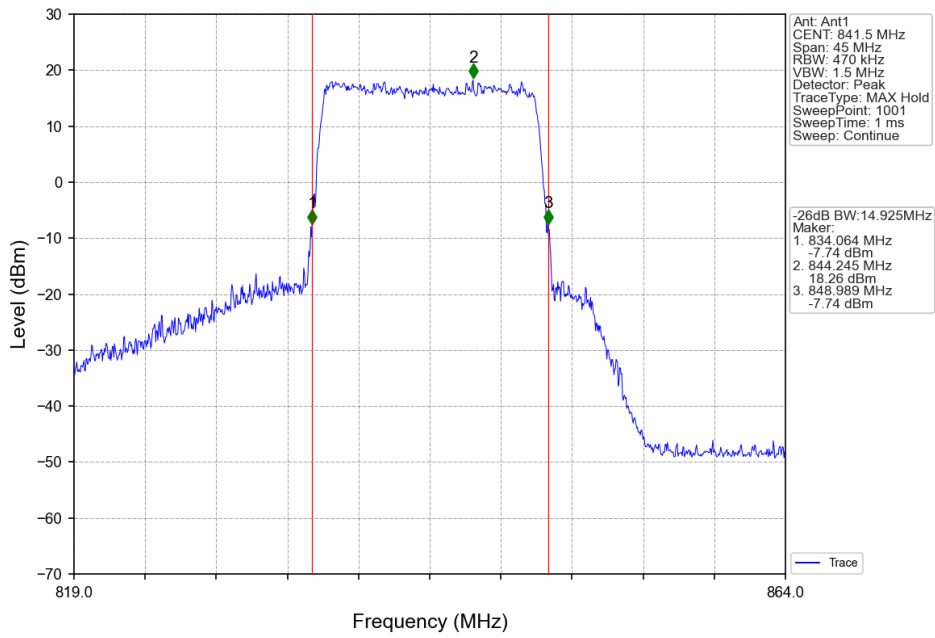
4.2.1 Test Result

Band: 26c / NTV						
Bandwidth (MHz)	Modulation	Frequency (MHz)	RB Allocation		26dB Bandwidth (MHz)	Verdict
			Size	Offset	Result	
15	QPSK	821.5	75	0	14.889	Pass
		831.5	75	0	14.915	Pass
		841.5	75	0	14.925	Pass
	16QAM	821.5	75	0	14.867	Pass
		831.5	75	0	14.917	Pass
		841.5	75	0	14.862	Pass

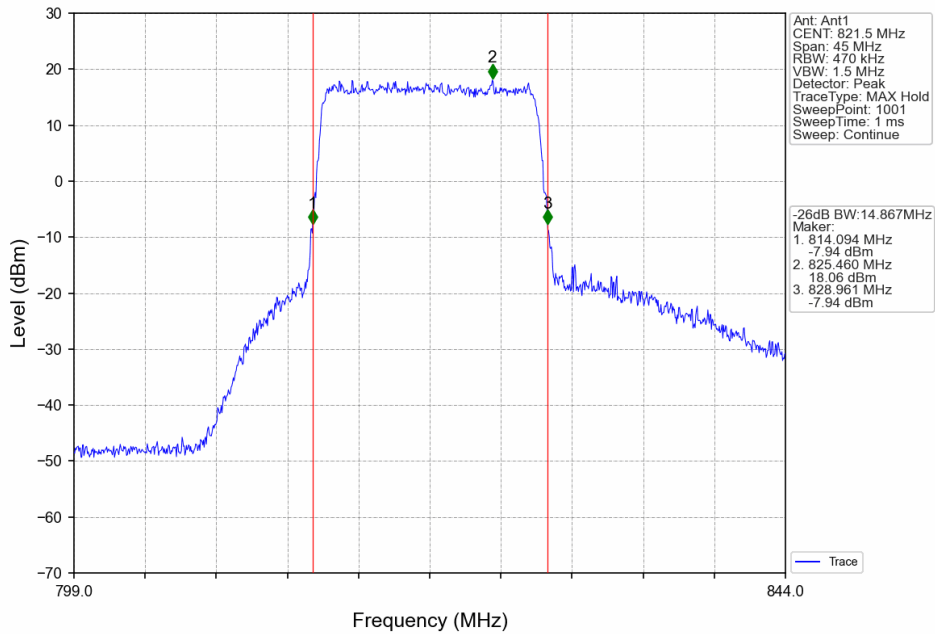
4.2.2 Test Graph



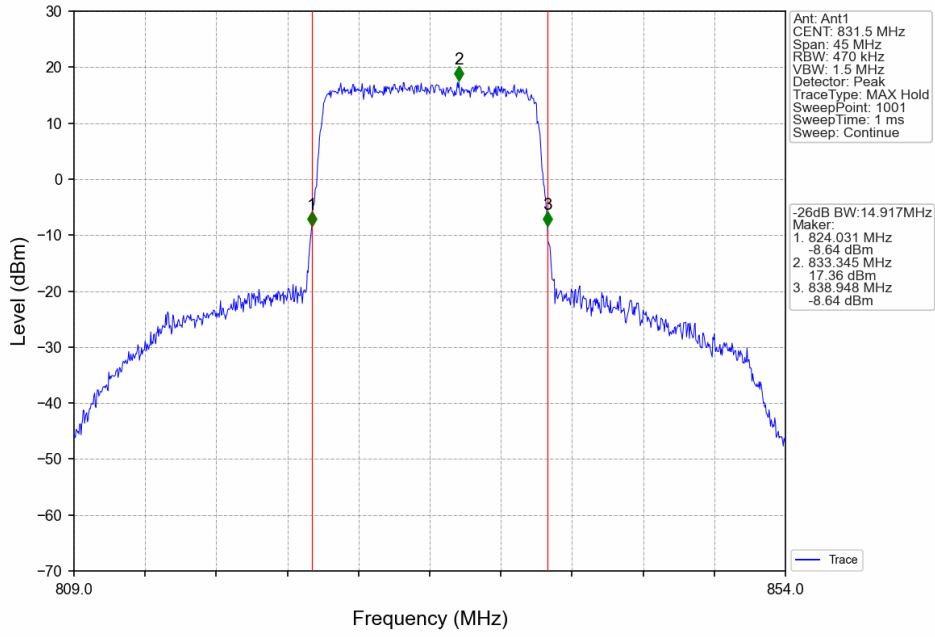
Band26c_15MHz_QPSK_HCH_841.5MHz_RB_75_0_NTNV



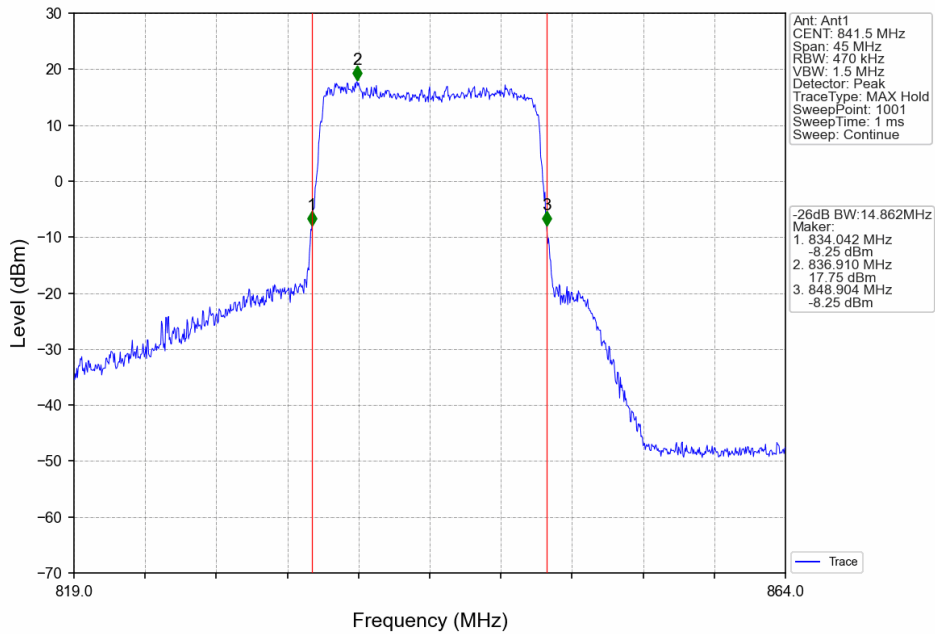
Band26c_15MHz_16QAM_LCH_821.5MHz_RB_75_0_NTNV



Band26c_15MHz_16QAM_MCH_831.5MHz_RB_75_0_NTNV



Band26c_15MHz_16QAM_HCH_841.5MHz_RB_75_0_NTNV



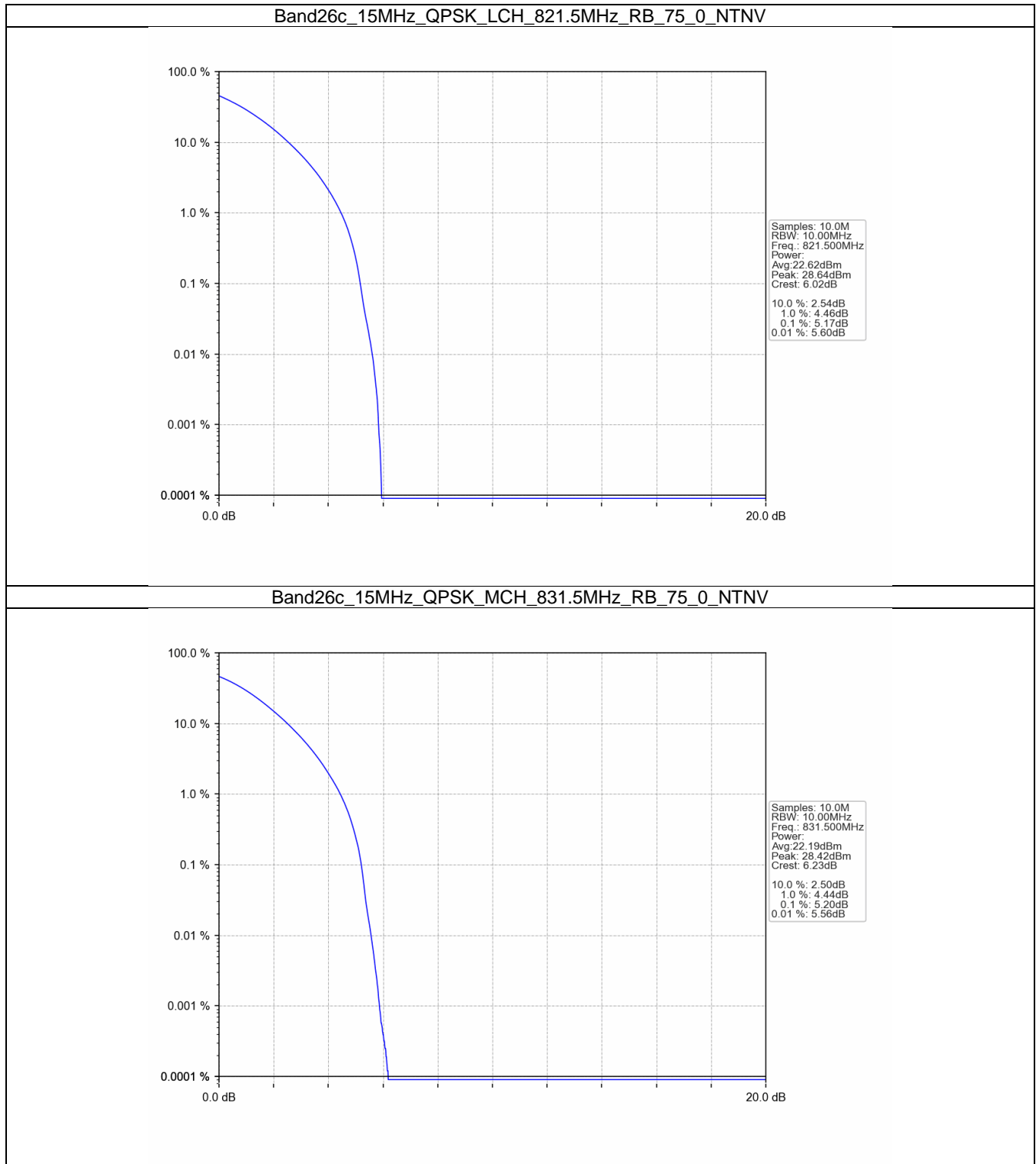
5. Peak-Average Ratio

5.1 B26c_15MHz

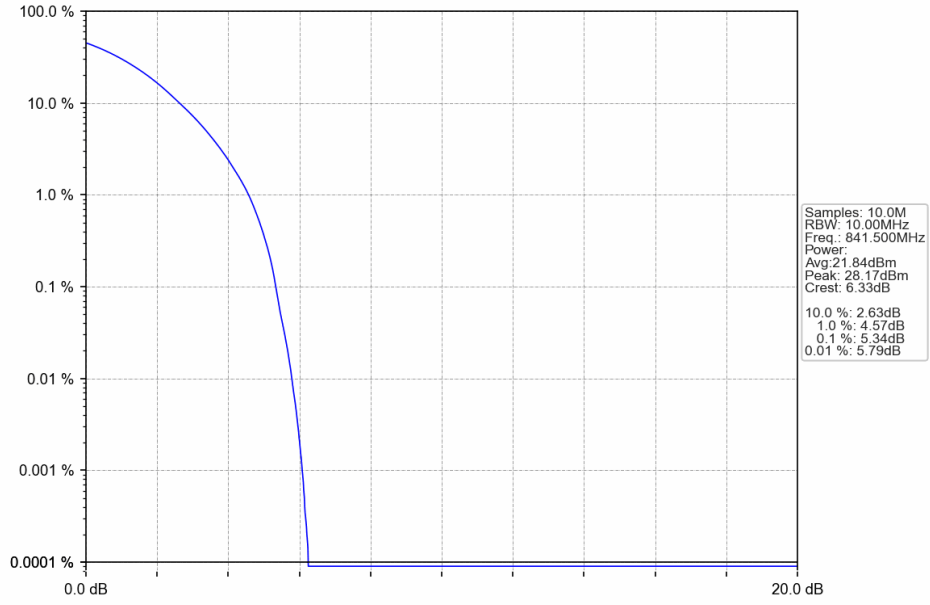
5.1.1 Test Result

Band: 26c / Bandwidth: 15MHz / NTN						
Modulation	Frequency (MHz)	RB Allocation		Peak-Average Ratio (dB)		Verdict
		Size	Offset	Result	Limit	
QPSK	821.5	75	0	5.17	<=13	Pass
	831.5	75	0	5.20	<=13	Pass
	841.5	75	0	5.34	<=13	Pass
16QAM	821.5	75	0	6.00	<=13	Pass
	831.5	75	0	5.98	<=13	Pass
	841.5	75	0	6.12	<=13	Pass

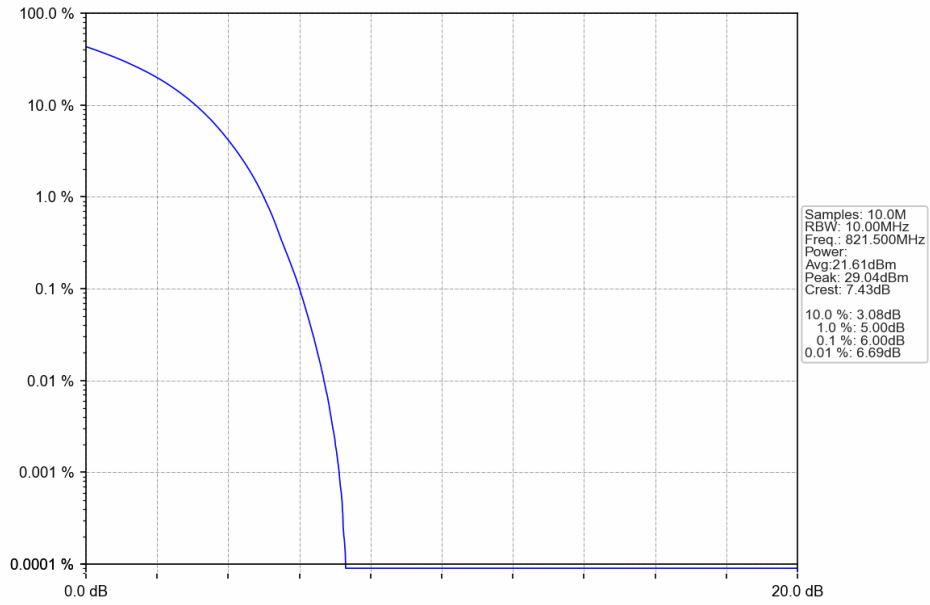
5.1.2 Test Graph



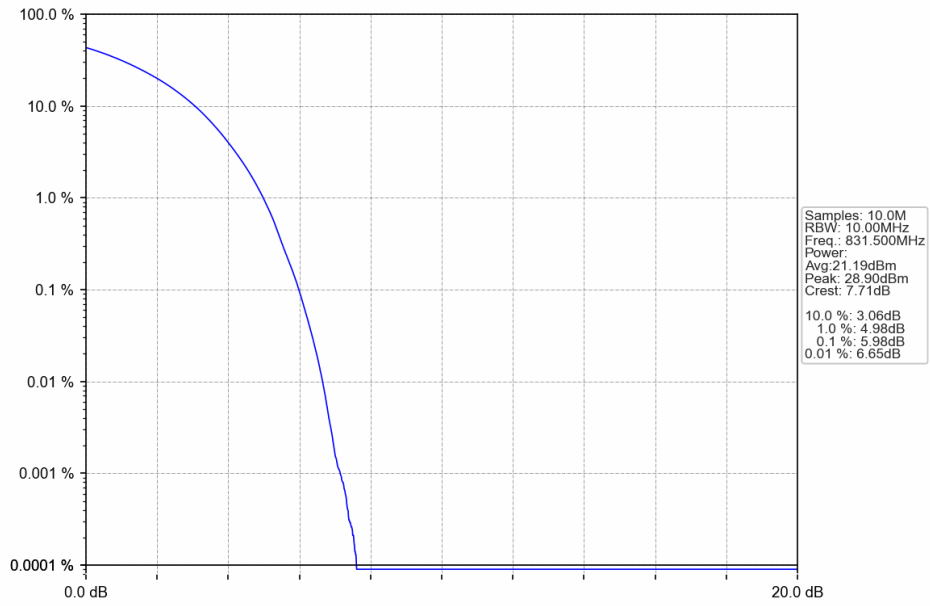
Band26c_15MHz_QPSK_HCH_841.5MHz_RB_75_0_NTNV



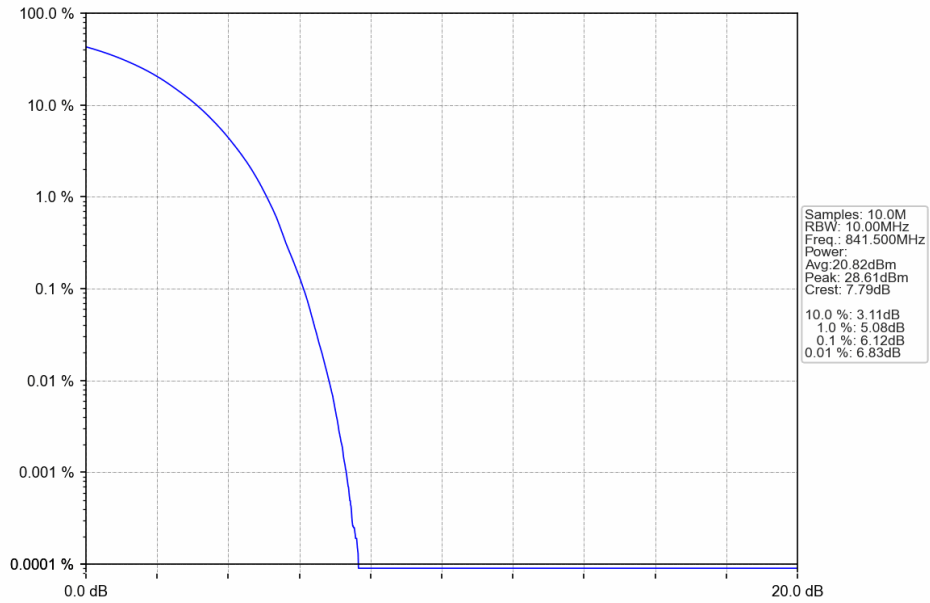
Band26c_15MHz_16QAM_LCH_821.5MHz_RB_75_0_NTNV



Band26c_15MHz_16QAM_MCH_831.5MHz_RB_75_0_NTNV



Band26c_15MHz_16QAM_HCH_841.5MHz_RB_75_0_NTNV



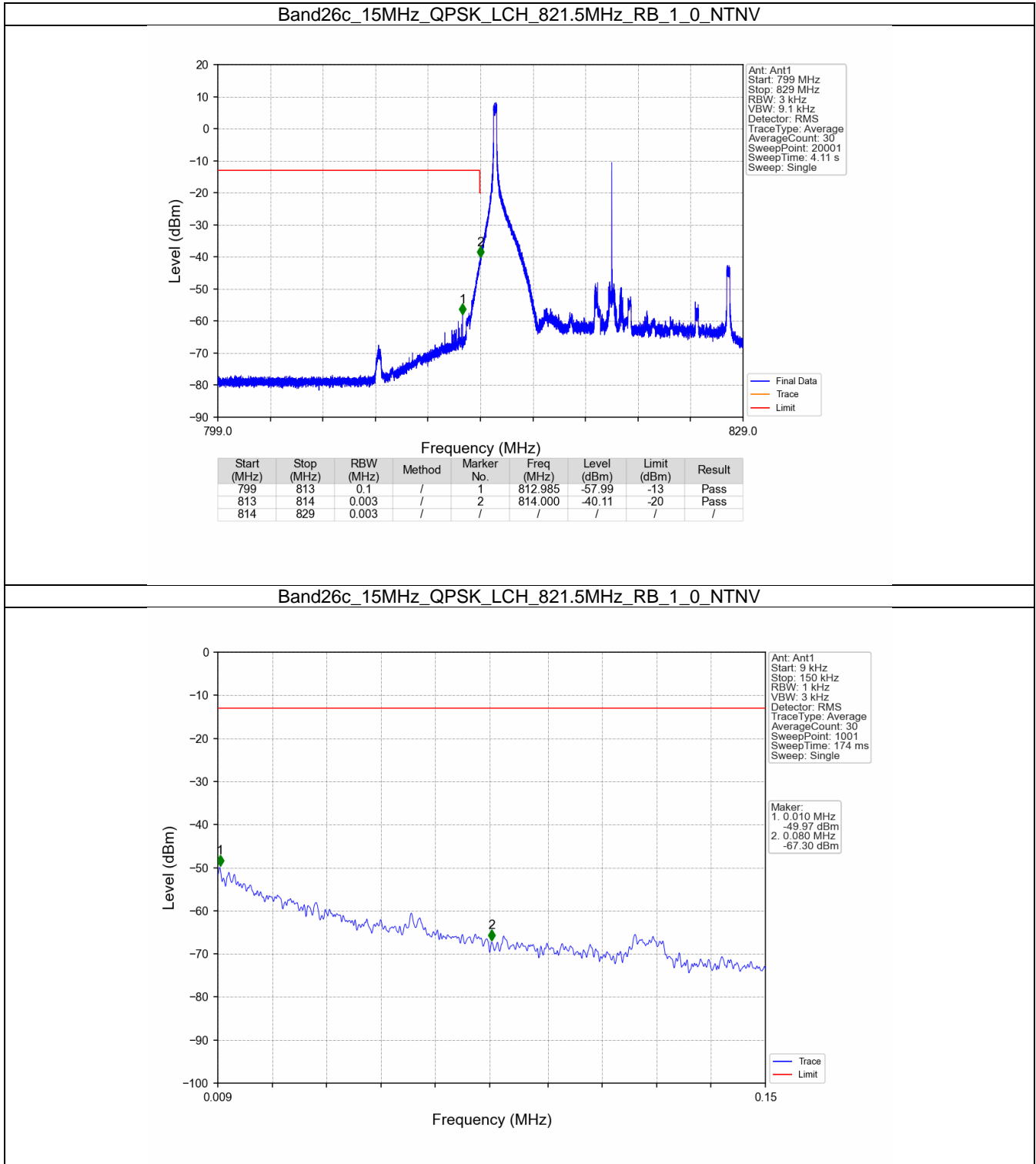
6. Spurious Emission

6.1 B26c_15MHz

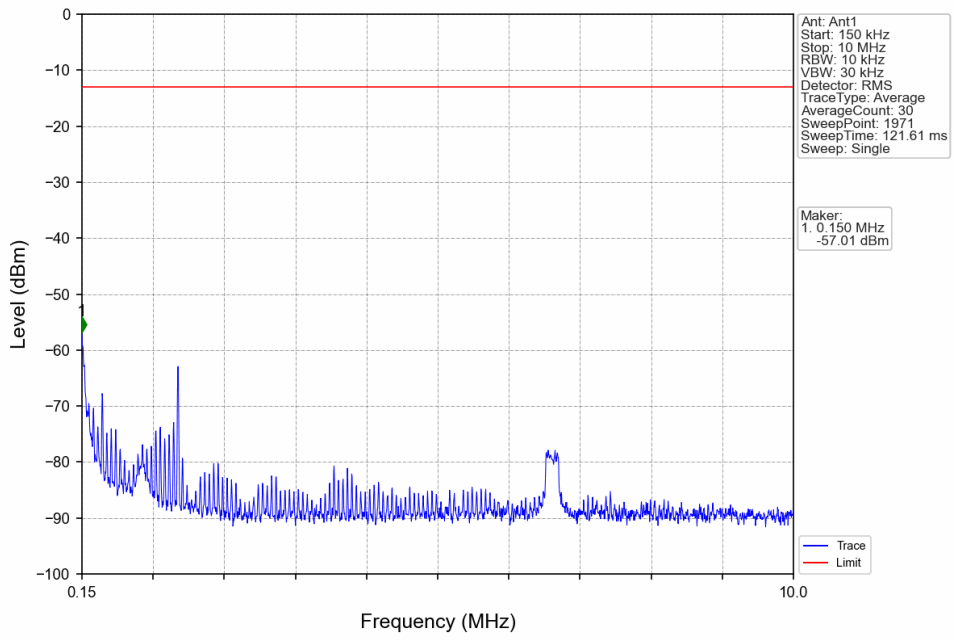
6.1.1 Test Result

Band: 26c / Bandwidth: 15MHz / NTN						
Modulation	Frequency (MHz)	RB Allocation		Spurious Emission		Verdict
		Size	Offset	Result	Limit	
QPSK	821.5	1	0	Refer To Test Graph		Pass
		75	0	Refer To Test Graph		Pass
	841.5	1	0	Refer To Test Graph		Pass
			74	Refer To Test Graph		Pass
		75	0	Refer To Test Graph		Pass
16QAM	821.5	1	0	Refer To Test Graph		Pass
		75	0	Refer To Test Graph		Pass
	841.5	1	0	Refer To Test Graph		Pass
			74	Refer To Test Graph		Pass
		75	0	Refer To Test Graph		Pass

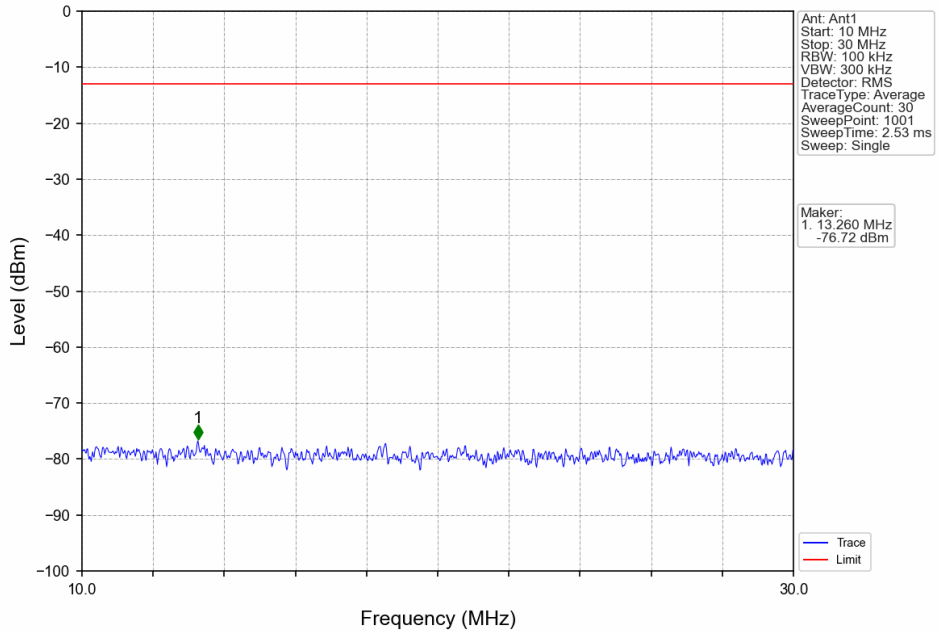
6.1.2 Test Graph



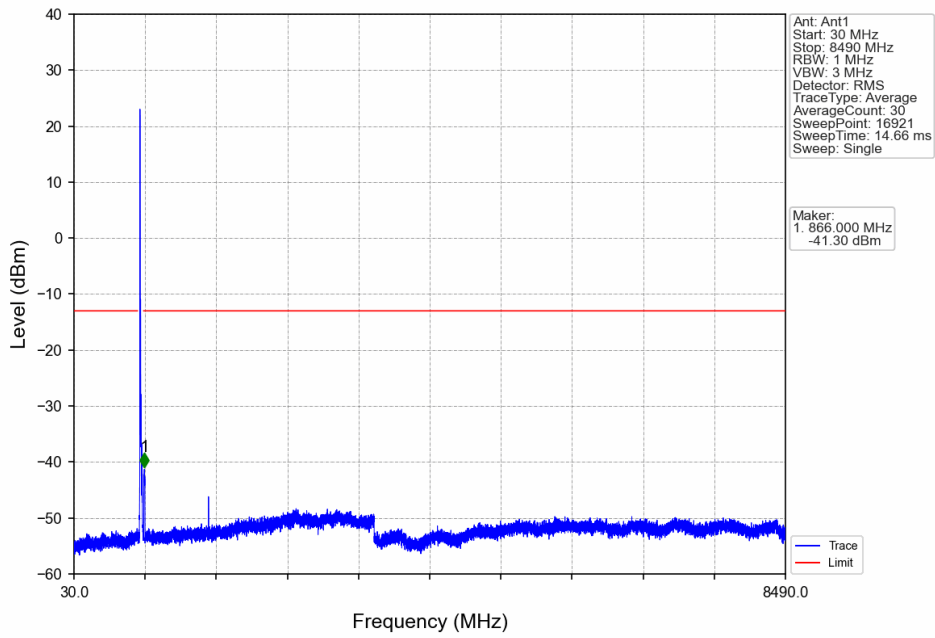
Band26c_15MHz_QPSK_LCH_821.5MHz_RB_1_0_NTNV



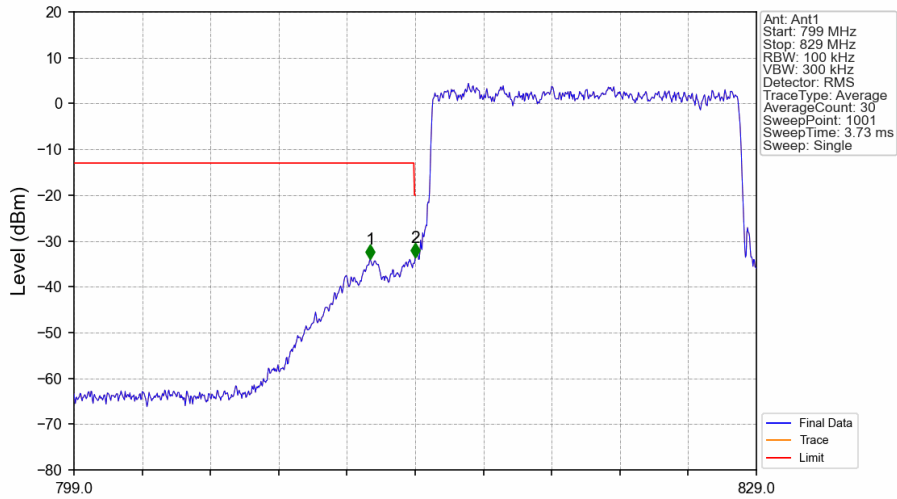
Band26c_15MHz_QPSK_LCH_821.5MHz_RB_1_0_NTNV



Band26c_15MHz_QPSK_LCH_821.5MHz_RB_1_0_NTNV

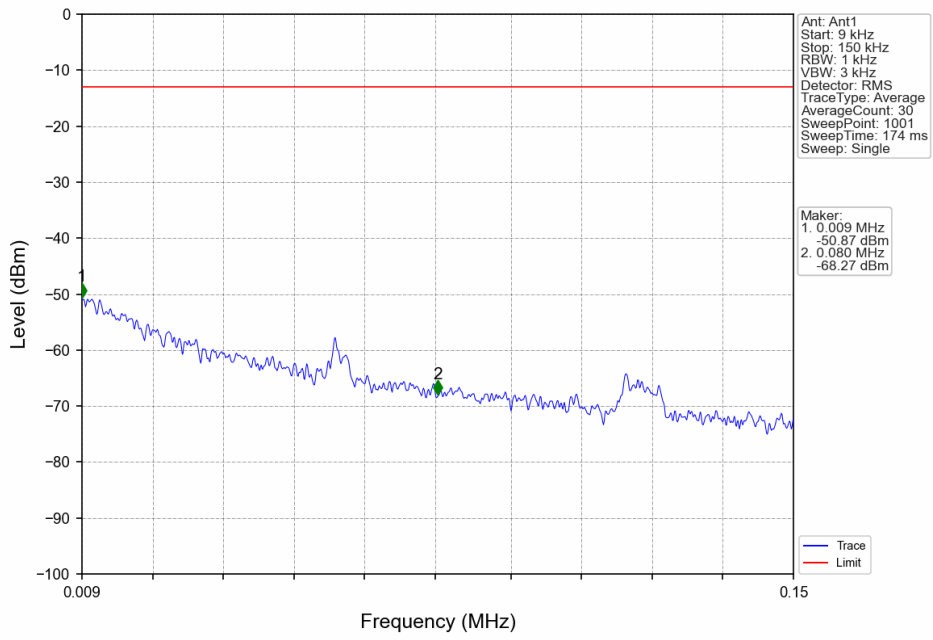


Band26c_15MHz_QPSK_LCH_821.5MHz_RB_75_0_NTNV

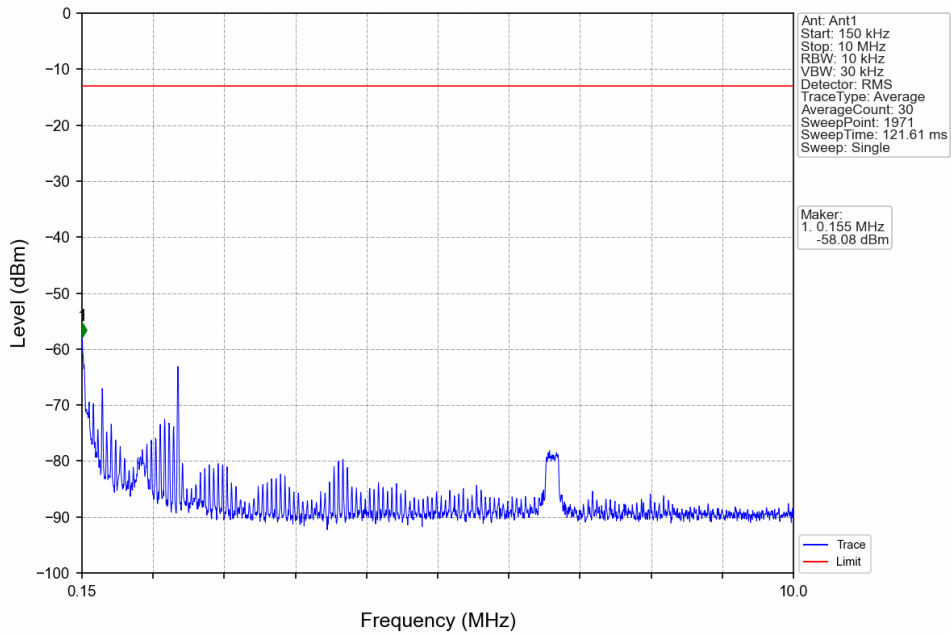


Start (MHz)	Stop (MHz)	RBW (MHz)	Method	Marker No.	Freq (MHz)	Level (dBm)	Limit (dBm)	Result
799	813	0.1	/	1	812.020	-34.00	-13	Pass
813	814	0.149	/	2	814.000	-33.61	-20	Pass
814	829	0.149	/	/	/	/	/	/

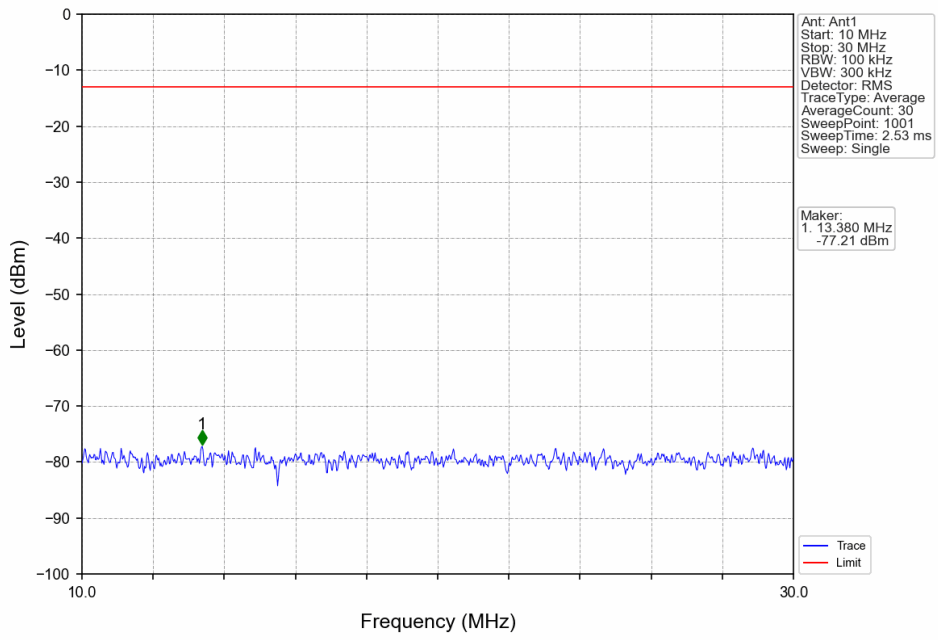
Band26c_15MHz_QPSK_MCH_831.5MHz_RB_1_0_NTNV



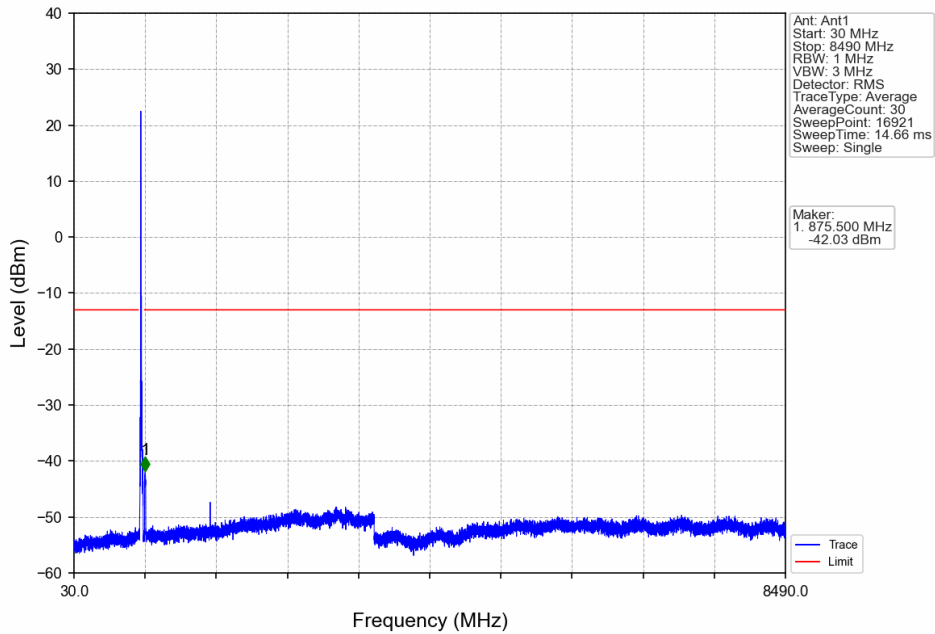
Band26c_15MHz_QPSK_MCH_831.5MHz_RB_1_0_NTNV



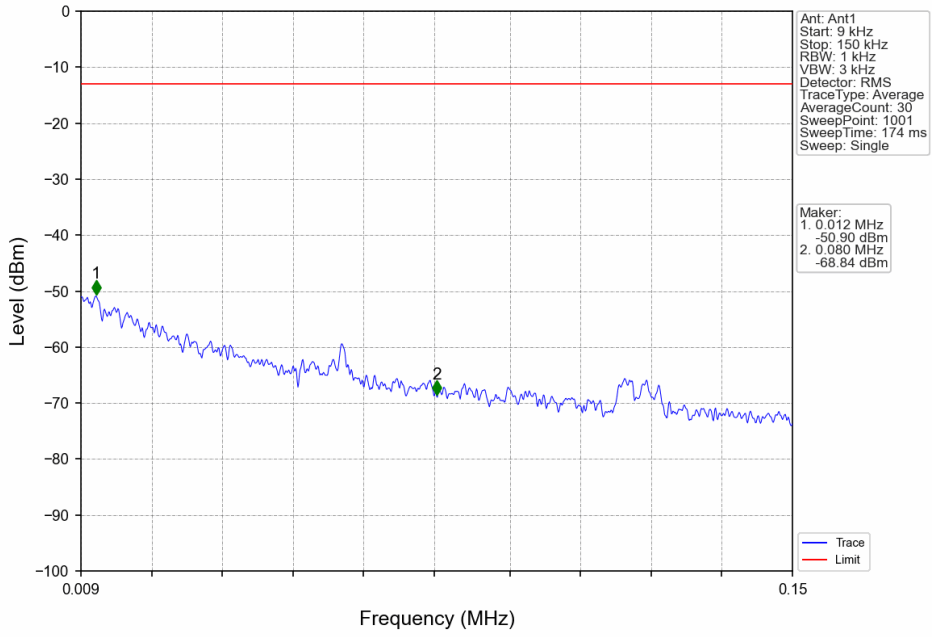
Band26c_15MHz_QPSK_MCH_831.5MHz_RB_1_0_NTNV



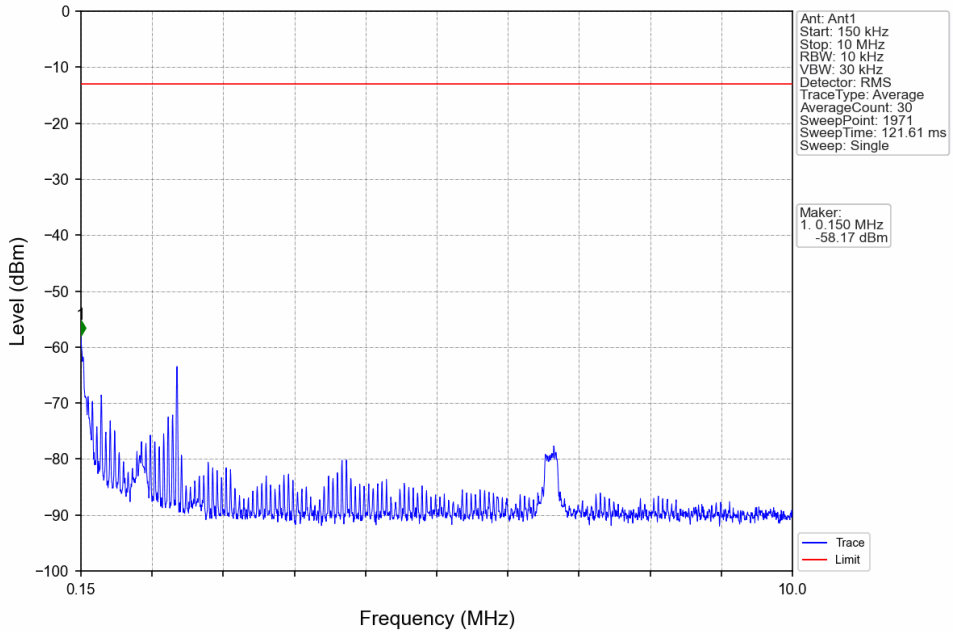
Band26c_15MHz_QPSK_MCH_831.5MHz_RB_1_0_NTNV



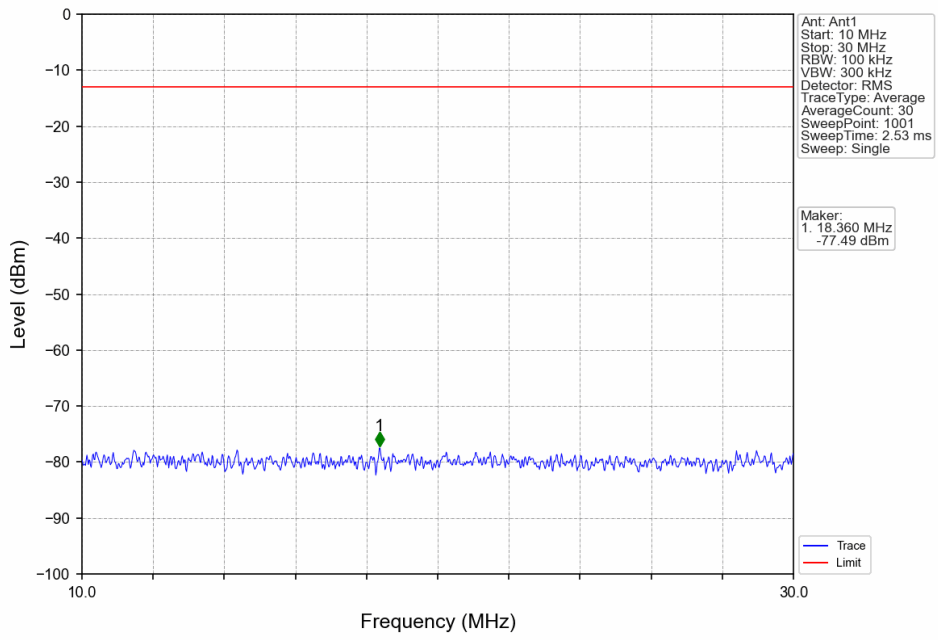
Band26c_15MHz_QPSK_HCH_841.5MHz_RB_1_0_NTNV



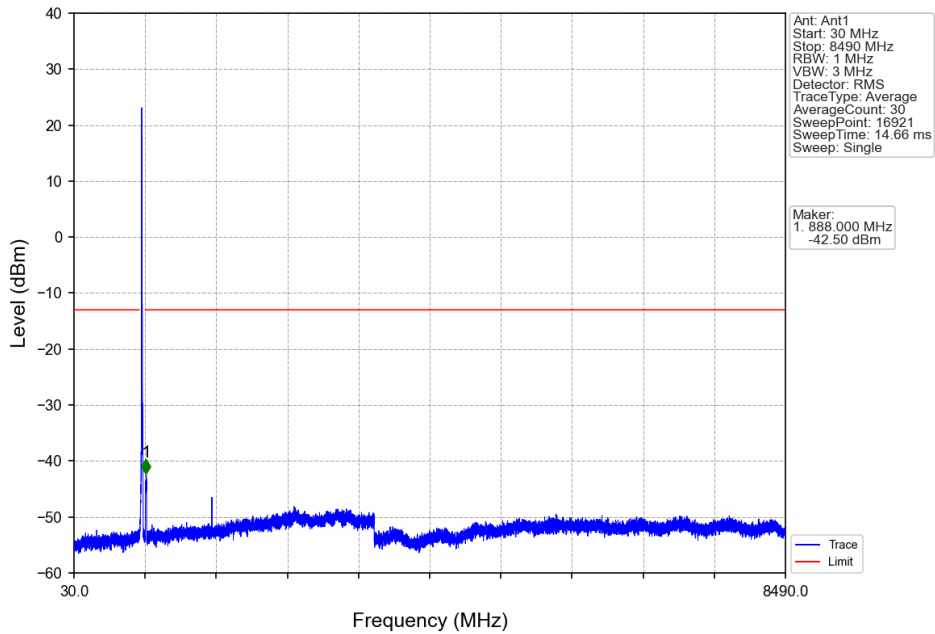
Band26c_15MHz_QPSK_HCH_841.5MHz_RB_1_0_NTNV



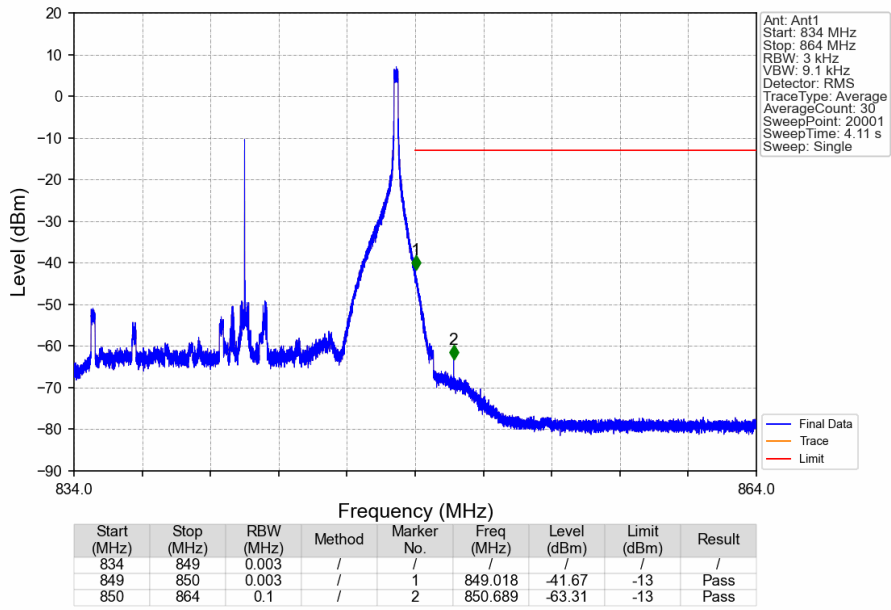
Band26c_15MHz_QPSK_HCH_841.5MHz_RB_1_0_NTNV



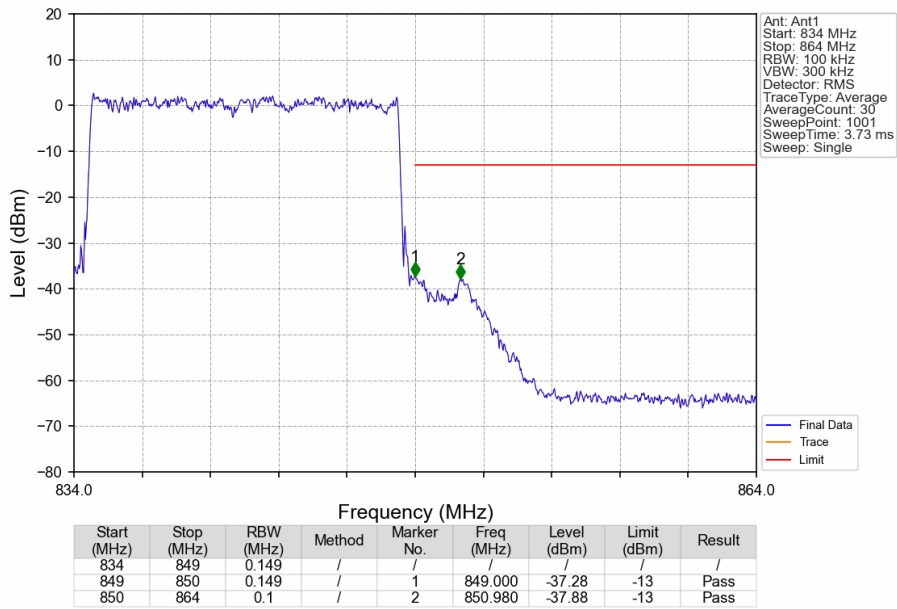
Band26c_15MHz_QPSK_HCH_841.5MHz_RB_1_0_NTNV



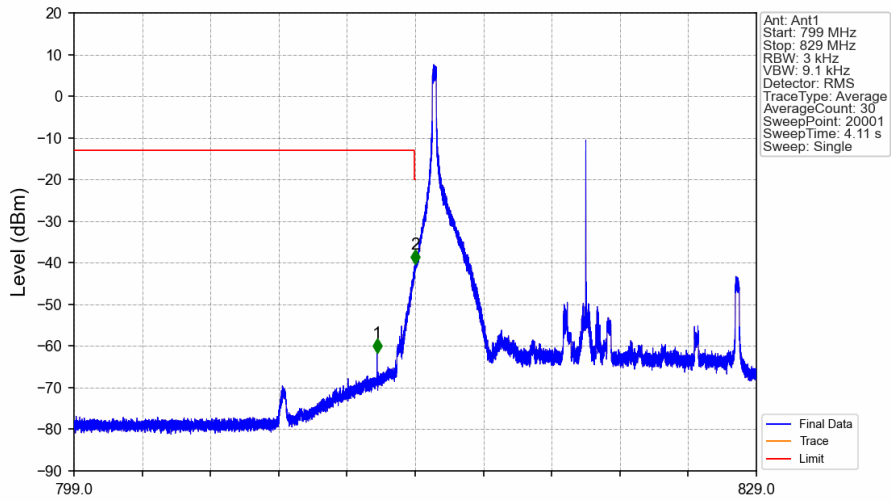
Band26c_15MHz_QPSK_HCH_841.5MHz_RB_1_74_NTNV



Band26c_15MHz_QPSK_HCH_841.5MHz_RB_75_0_NTNV

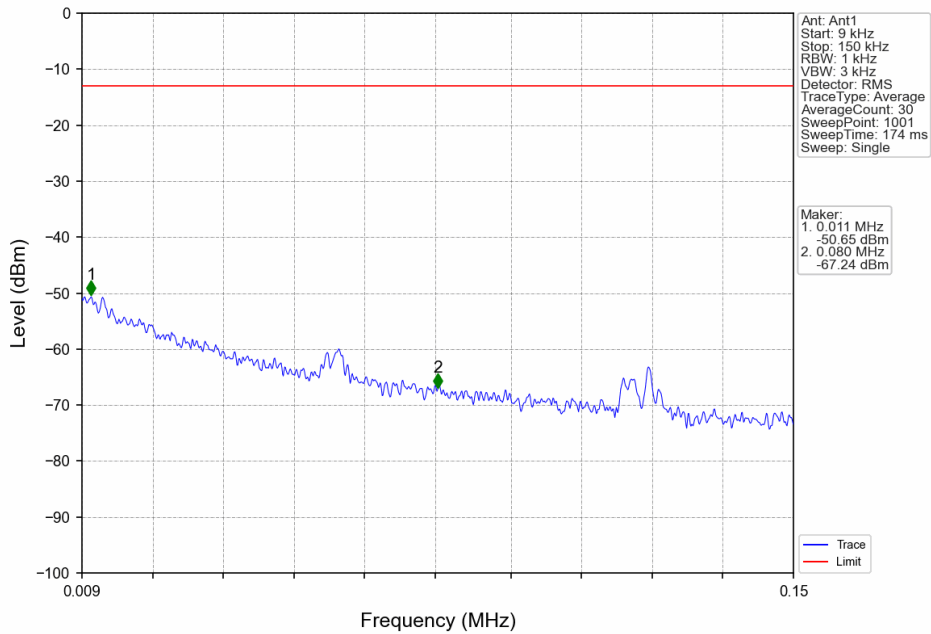


Band26c_15MHz_16QAM_LCH_821.5MHz_RB_1_0_NTNV

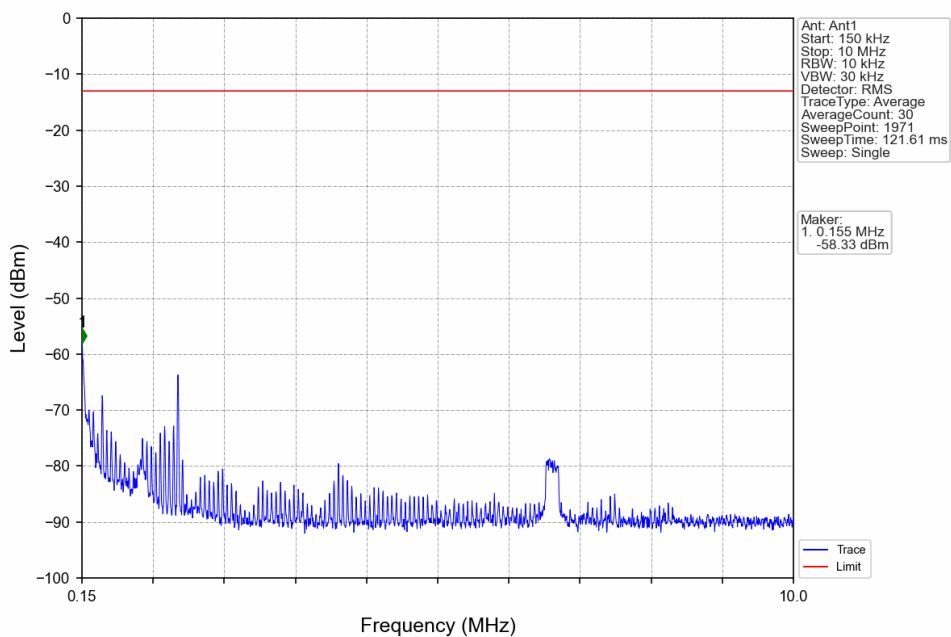


Start (MHz)	Stop (MHz)	RBW (MHz)	Method	Marker No.	Freq (MHz)	Level (dBm)	Limit (dBm)	Result
799	813	0.1	/	1	812.323	-61.72	-13	Pass
813	814	0.003	/	2	813.997	-40.36	-20	Pass
814	829	0.003	/	/	/	/	/	/

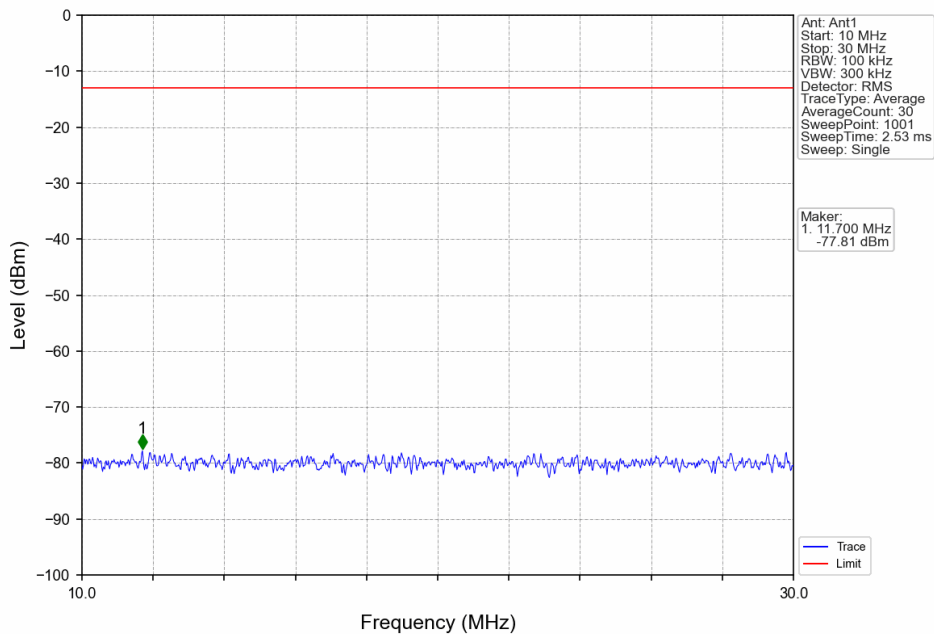
Band26c_15MHz_16QAM_LCH_821.5MHz_RB_1_0_NTNV



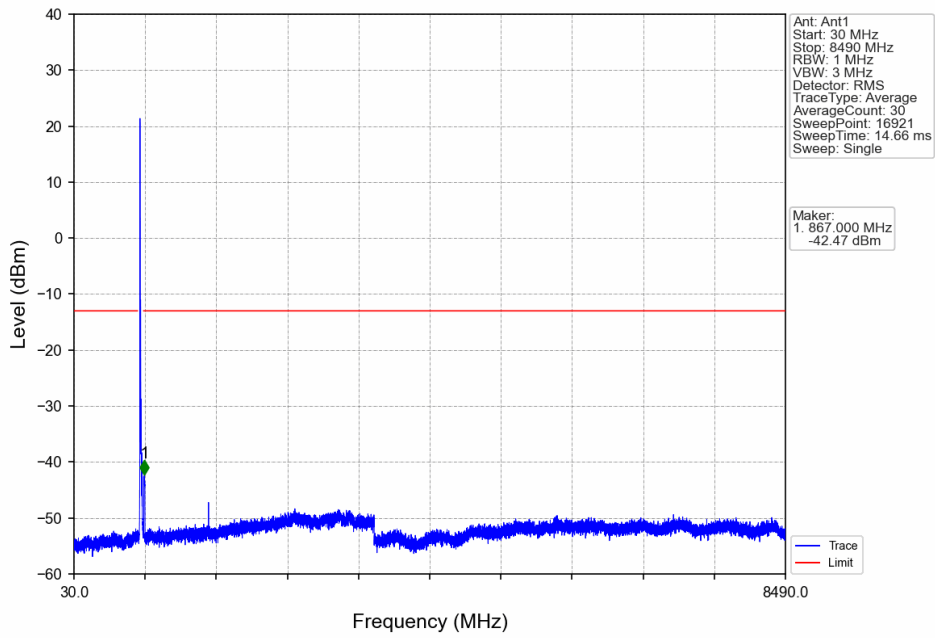
Band26c_15MHz_16QAM_LCH_821.5MHz_RB_1_0_NTNV



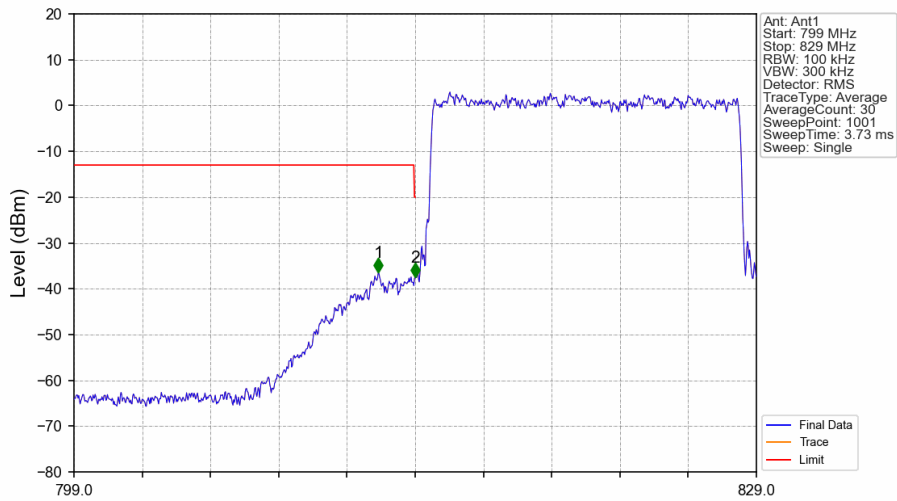
Band26c_15MHz_16QAM_LCH_821.5MHz_RB_1_0_NTNV



Band26c_15MHz_16QAM_LCH_821.5MHz_RB_1_0_NTNV

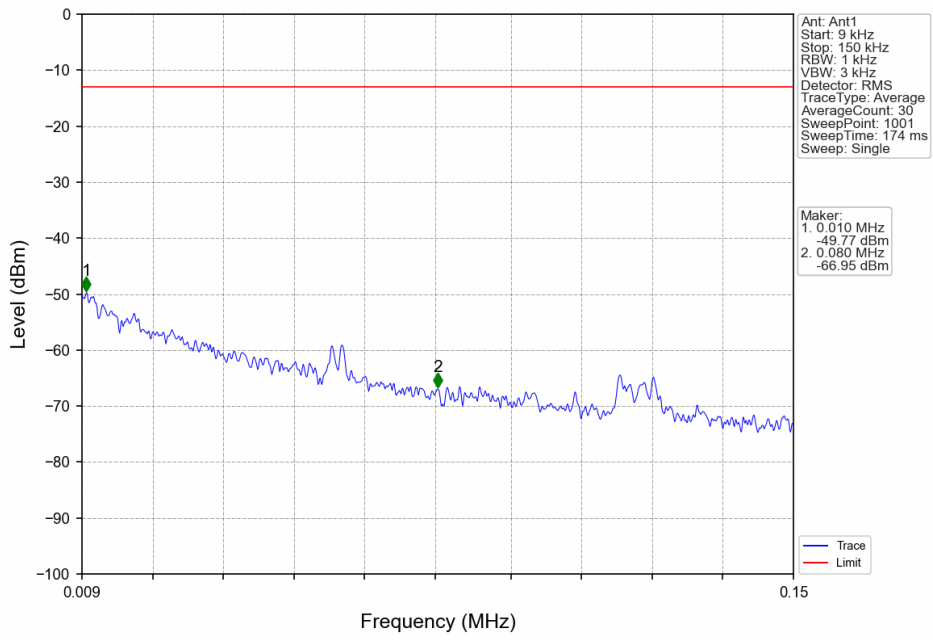


Band26c_15MHz_16QAM_LCH_821.5MHz_RB_75_0_NTNV

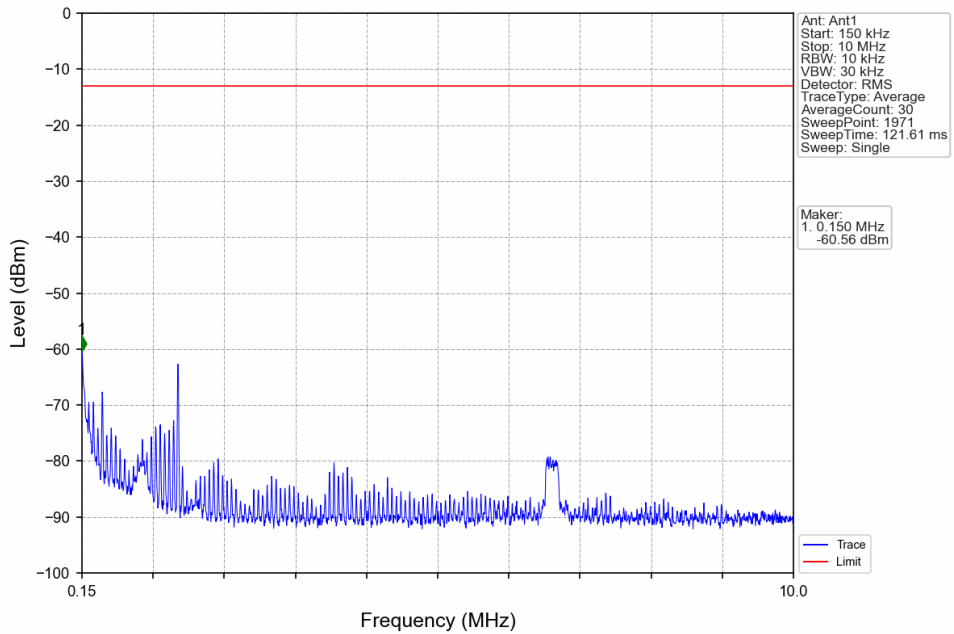


Start (MHz)	Stop (MHz)	RBW (MHz)	Method	Marker No.	Freq (MHz)	Level (dBm)	Limit (dBm)	Result
799	813	0.1	/	1	812.380	-36.45	-13	Pass
813	814	0.149	/	2	814.000	-37.55	-20	Pass
814	829	0.149	/	/	/	/	/	/

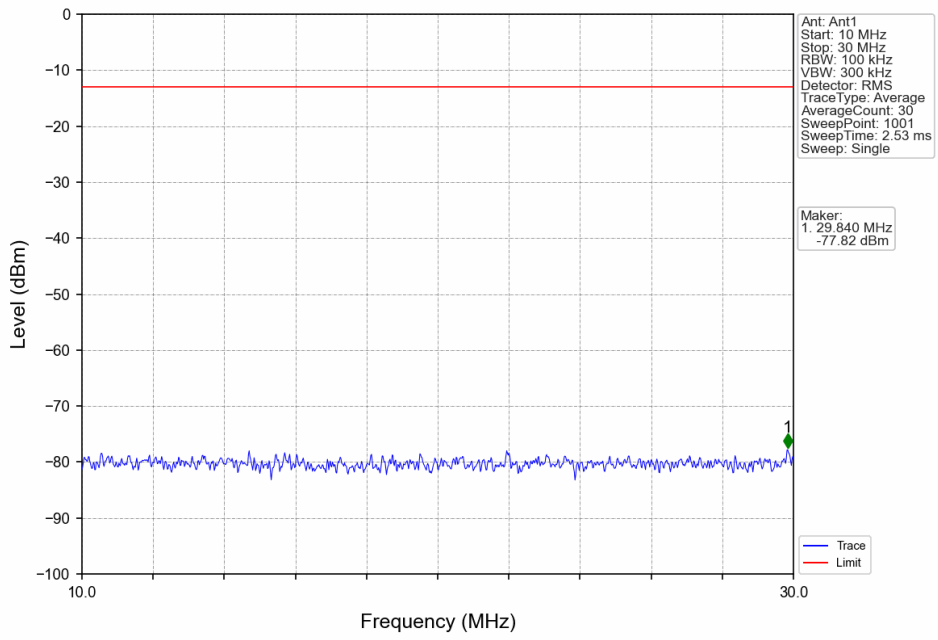
Band26c_15MHz_16QAM_MCH_831.5MHz_RB_1_0_NTNV



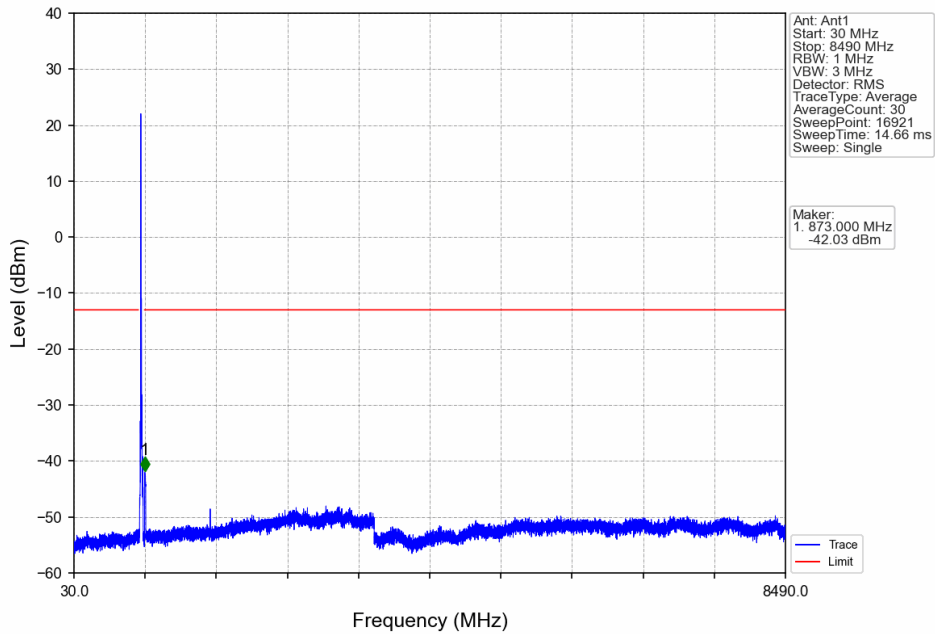
Band26c_15MHz_16QAM_MCH_831.5MHz_RB_1_0_NTNV



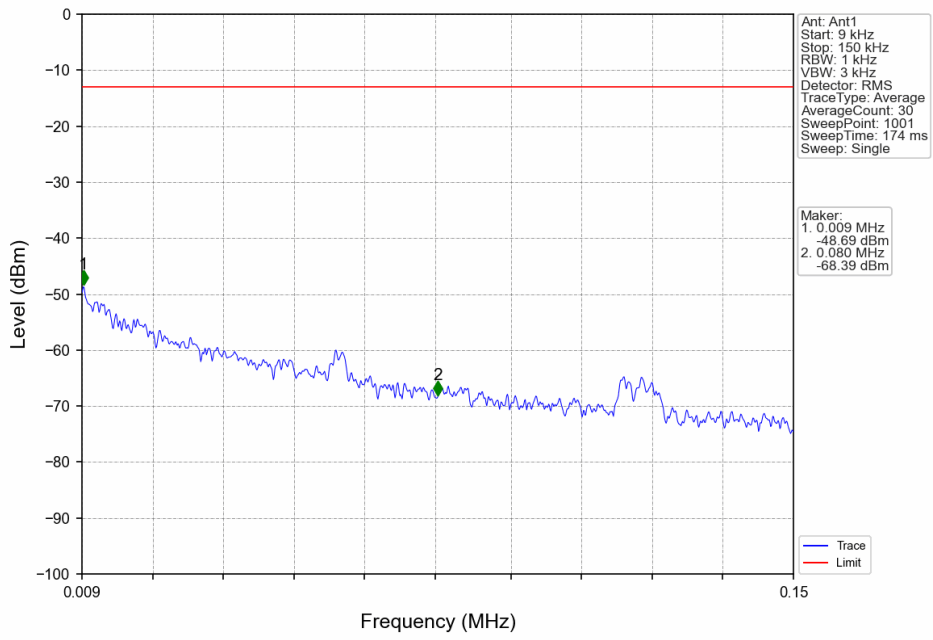
Band26c_15MHz_16QAM_MCH_831.5MHz_RB_1_0_NTNV



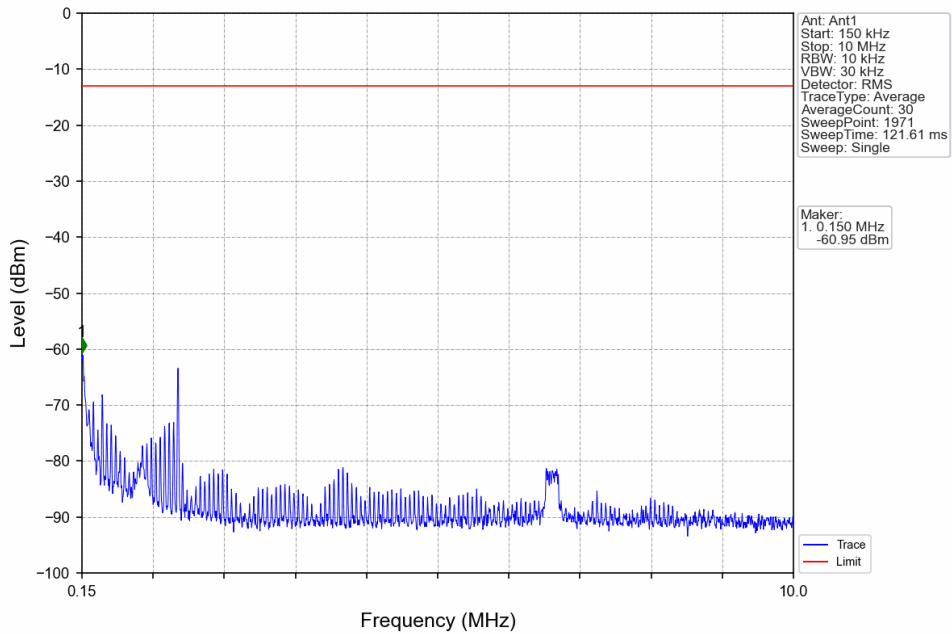
Band26c_15MHz_16QAM_MCH_831.5MHz_RB_1_0_NTNV



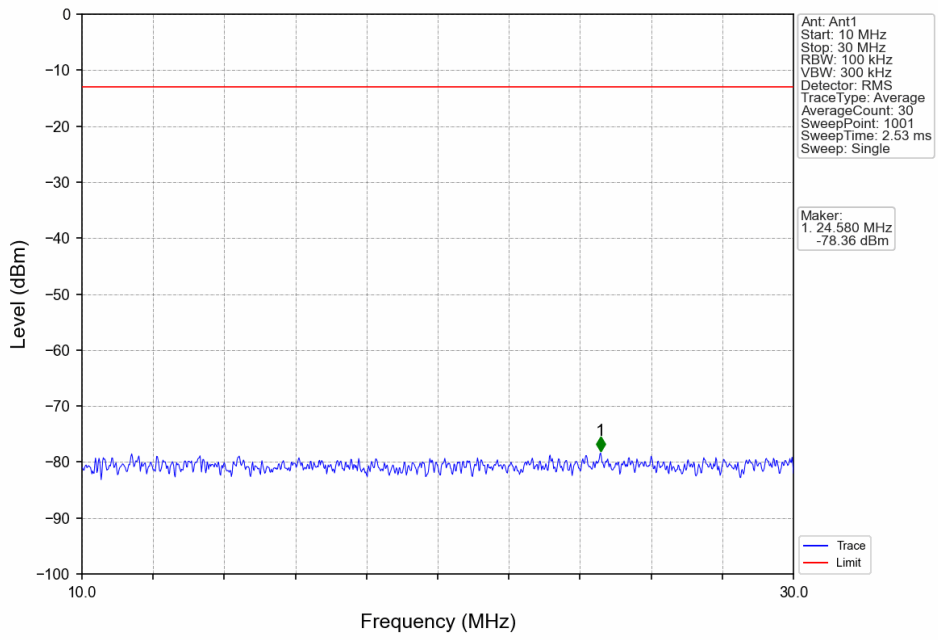
Band26c_15MHz_16QAM_HCH_841.5MHz_RB_1_0_NTNV



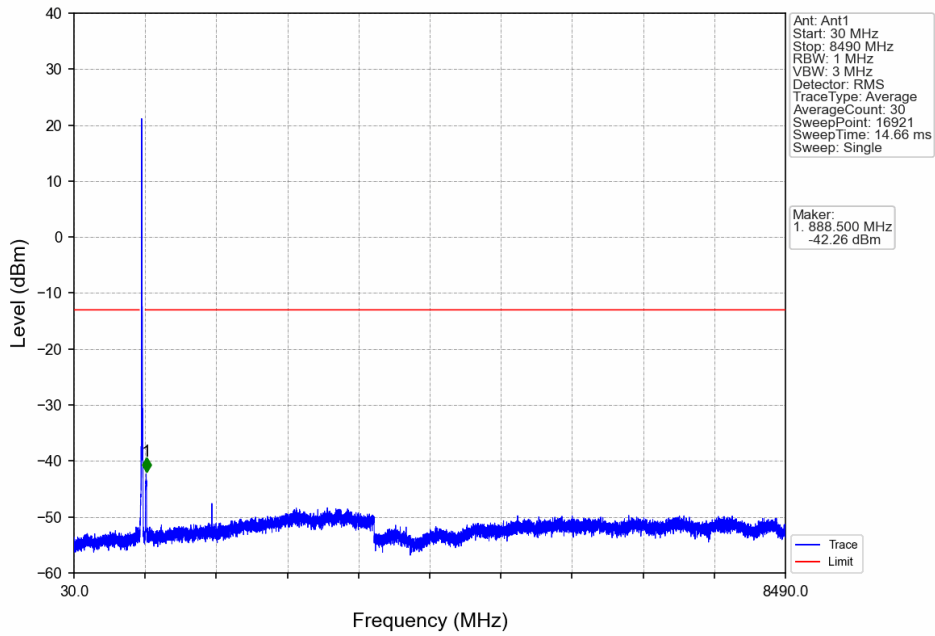
Band26c_15MHz_16QAM_HCH_841.5MHz_RB_1_0_NTNV



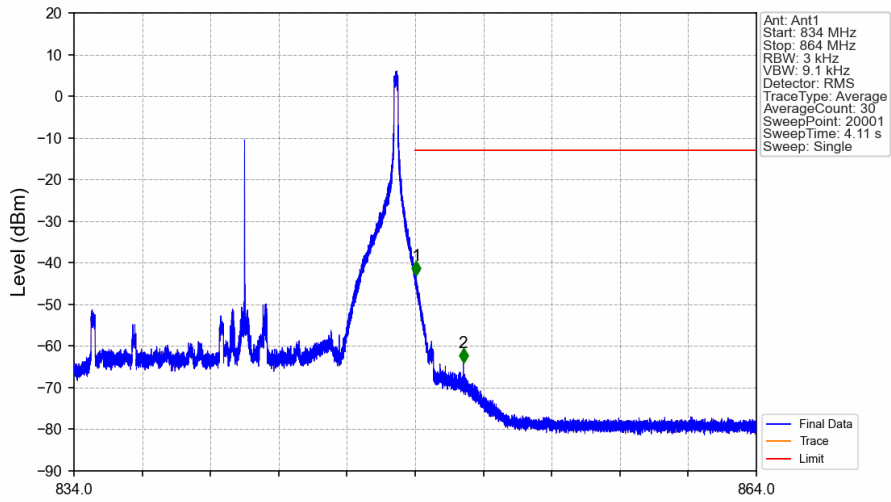
Band26c_15MHz_16QAM_HCH_841.5MHz_RB_1_0_NTNV



Band26c_15MHz_16QAM_HCH_841.5MHz_RB_1_0_NTNV

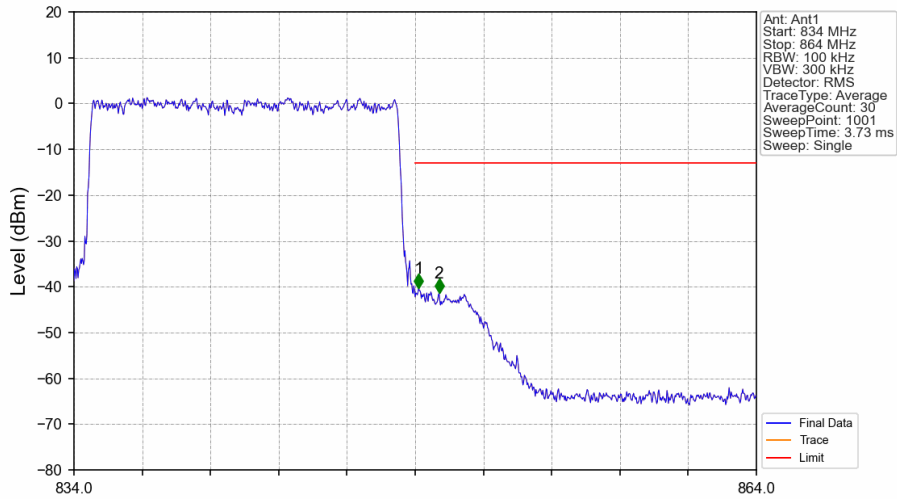


Band26c_15MHz_16QAM_HCH_841.5MHz_RB_1_74_NTNV



Start (MHz)	Stop (MHz)	RBW (MHz)	Method	Marker No.	Freq (MHz)	Level (dBm)	Limit (dBm)	Result
834	849	0.003	/	/	/	/	/	/
849	850	0.003	/	1	849.049	-42.99	-13	Pass
850	864	0.1	/	2	851.116	-64.09	-13	Pass

Band26c_15MHz_16QAM_HCH_841.5MHz_RB_75_0_NTNV



Start (MHz)	Stop (MHz)	RBW (MHz)	Method	Marker No.	Freq (MHz)	Level (dBm)	Limit (dBm)	Result
834	849	0.149	/	/	/	/	/	/
849	850	0.149	/	1	849.150	-40.27	-13	Pass
850	864	0.1	/	2	850.050	-41.44	-13	Pass

7. Form731

7.1 Form731_Power

7.1.1 Test Result

Band	BW	Lower Freq	High Freq	MAX Power (W)	Value	Hz/ppm	Emission Designator	Rule Parts	MAX Power (dBm)
26c	15	821.5	841.5	0.2042	0.0105	ppm	13M6G7D	/	23.10
26c	15	821.5	841.5	0.1807	0.0128	ppm	13M6W7D	/	22.57

7.2 Form731_ERP

7.2.1 Test Result

Band	BW	Lower Freq	High Freq	MAX Power (W)	Value	Hz/ppm	Emission Designator	Rule Parts	MAX Power (dBm)
26c	15	821.5	841.5	0.1413	0.0105	ppm	13M6G7D	/	21.50
26c	15	821.5	841.5	0.1250	0.0128	ppm	13M6W7D	/	20.97