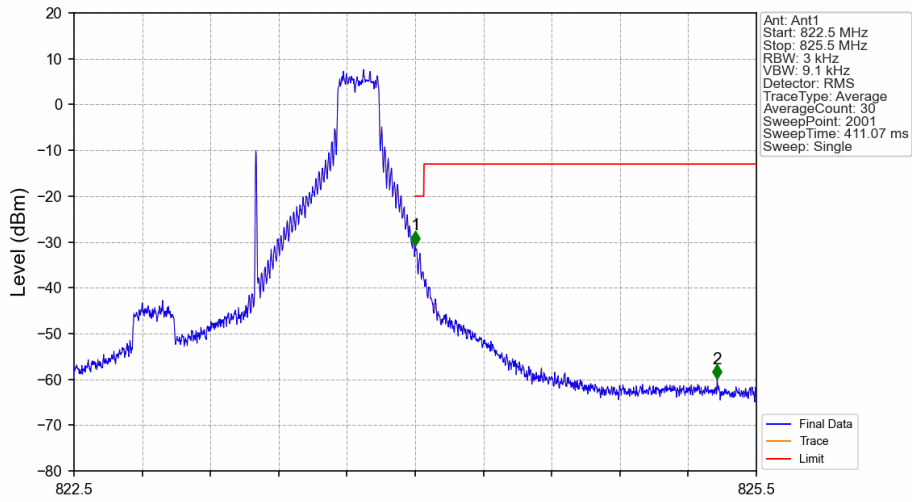
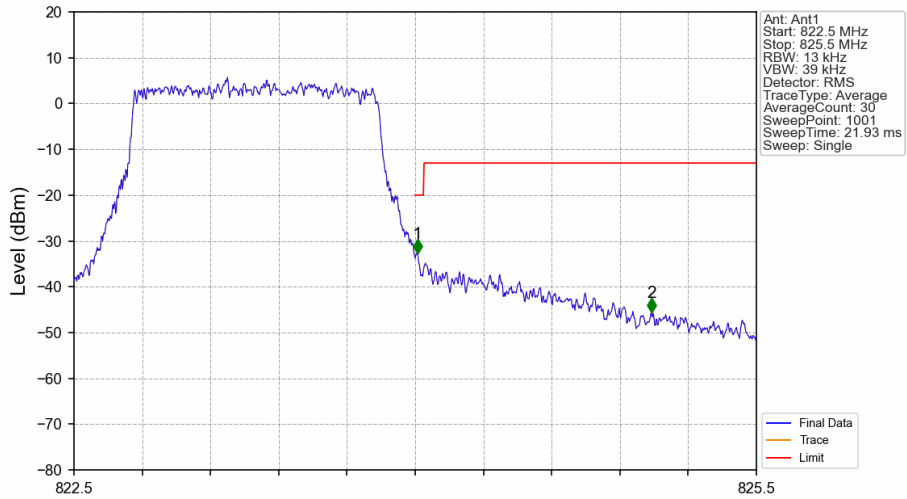


Band26a_1.4MHz_16QAM_HCH_823.3MHz_RB_1_5_NTNV



Start (MHz)	Stop (MHz)	RBW (MHz)	Method	Marker No.	Freq (MHz)	Level (dBm)	Limit (dBm)	Result
822.5	824	0.003	/	/	/	/	/	/
824	825	0.003	/	1	824.001	-30.71	-20	Pass
825	825.5	0.1	/	2	825.327	-59.87	-13	Pass

Band26a_1.4MHz_16QAM_HCH_823.3MHz_RB_6_0_NTNV



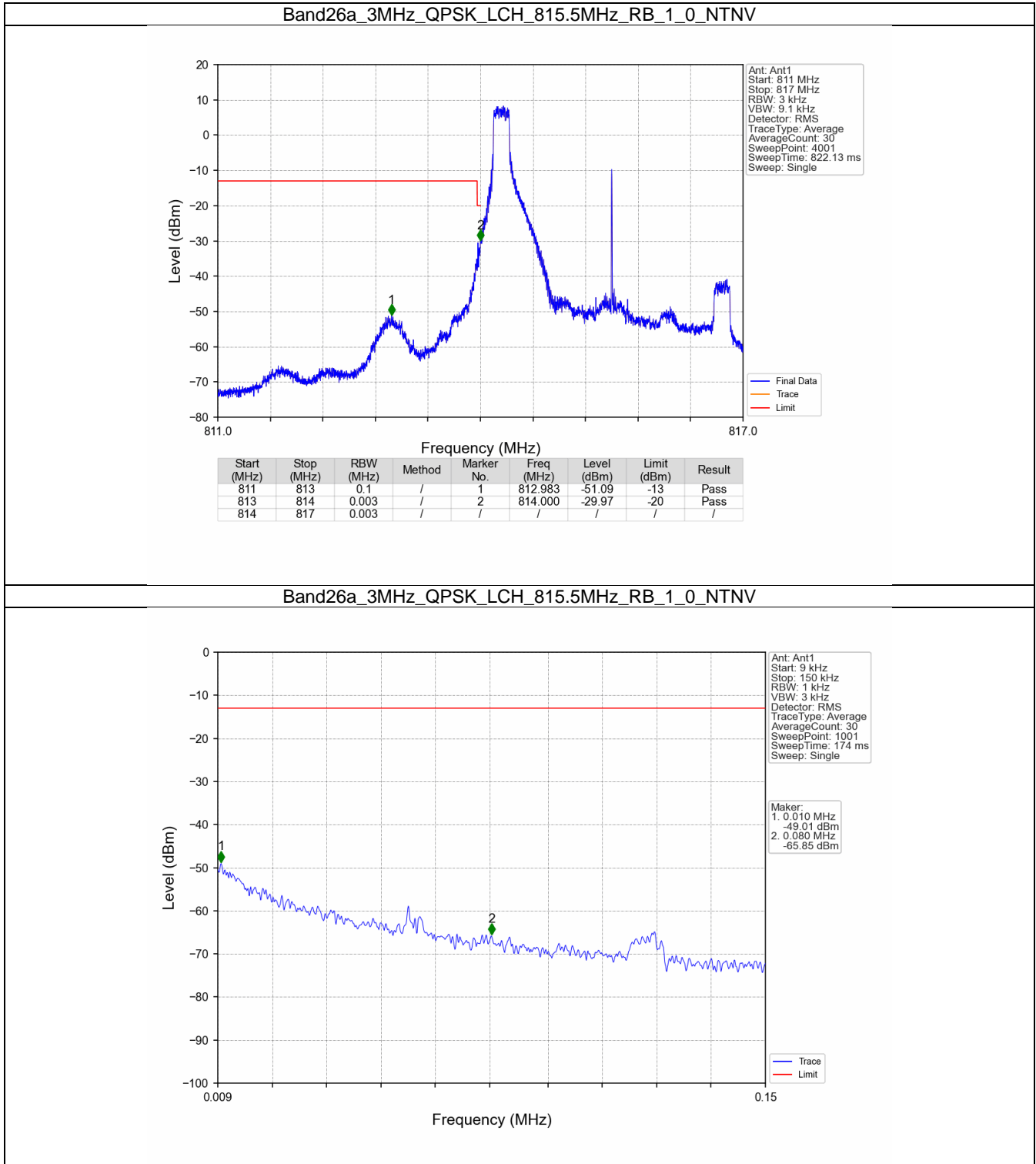
Start (MHz)	Stop (MHz)	RBW (MHz)	Method	Marker No.	Freq (MHz)	Level (dBm)	Limit (dBm)	Result
822.5	824	0.013	/	/	/	/	/	/
824	825	0.013	/	1	824.009	-32.70	-20	Pass
825	825.5	0.1	/	2	825.038	-45.57	-13	Pass

6.2 B26a_3MHz

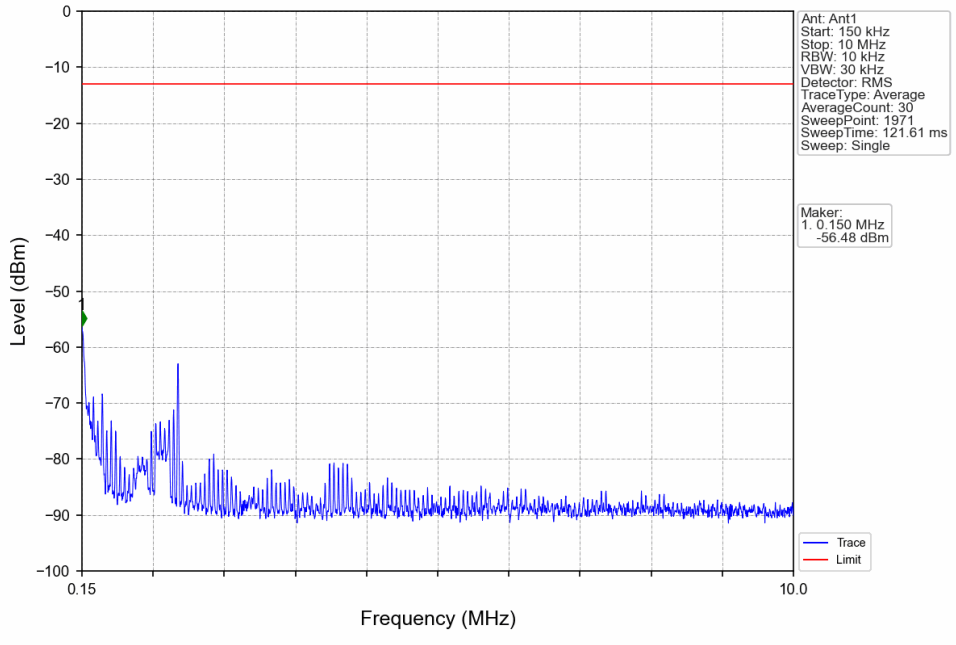
6.2.1 Test Result

Band: 26a / Bandwidth: 3MHz / NTV						
Modulation	Frequency (MHz)	RB Allocation		Spurious Emission		Verdict
		Size	Offset	Result	Limit	
QPSK	815.5	1	0	Refer To Test Graph		Pass
		15	0	Refer To Test Graph		Pass
	819	1	0	Refer To Test Graph		Pass
	822.5	1	0	Refer To Test Graph		Pass
			14	Refer To Test Graph		Pass
		15	0	Refer To Test Graph		Pass
16QAM	815.5	1	0	Refer To Test Graph		Pass
		15	0	Refer To Test Graph		Pass
	819	1	0	Refer To Test Graph		Pass
	822.5	1	0	Refer To Test Graph		Pass
			14	Refer To Test Graph		Pass
		15	0	Refer To Test Graph		Pass

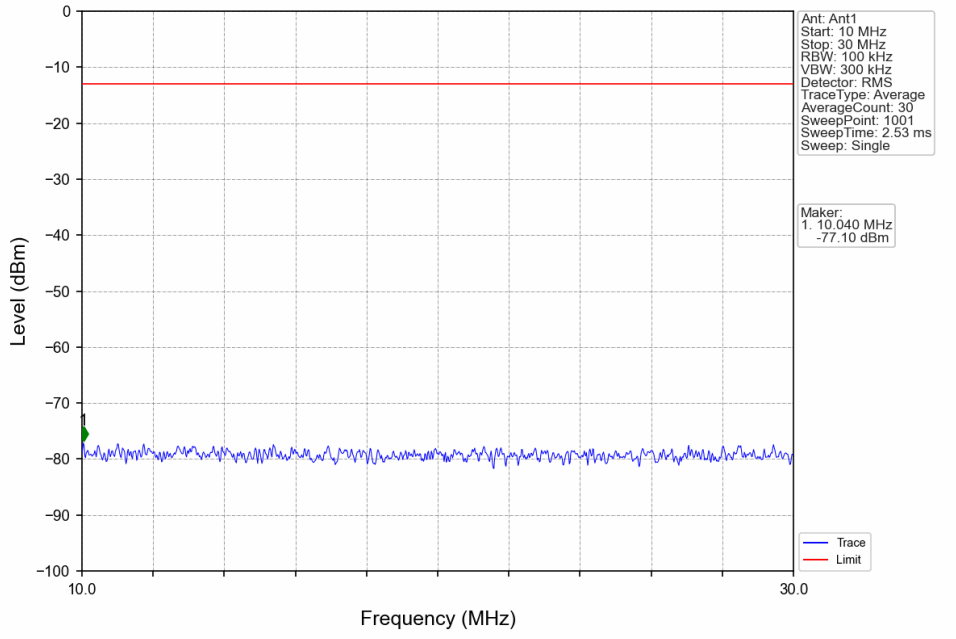
6.2.2 Test Graph



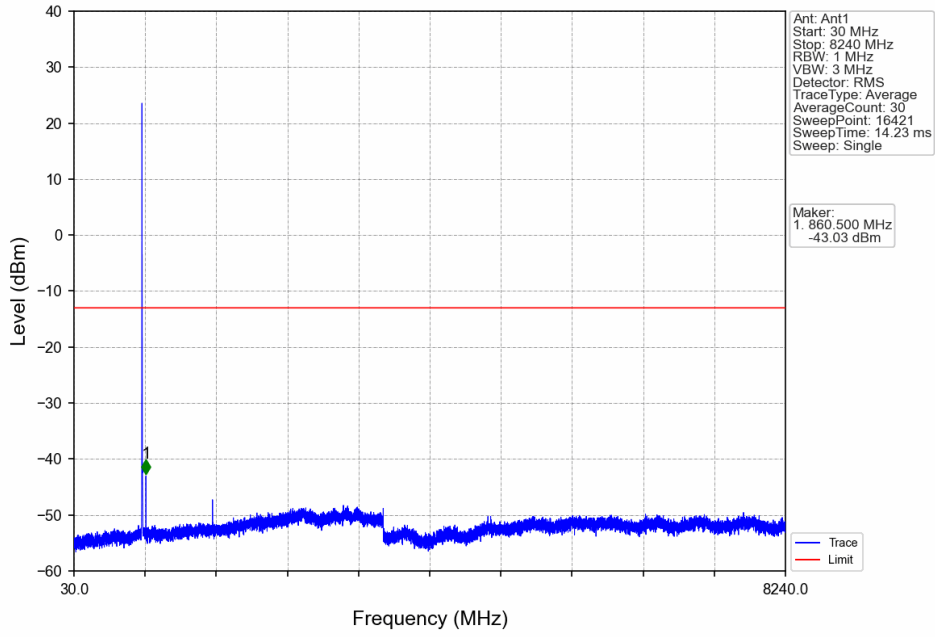
Band26a_3MHz_QPSK_LCH_815.5MHz_RB_1_0_NTNV



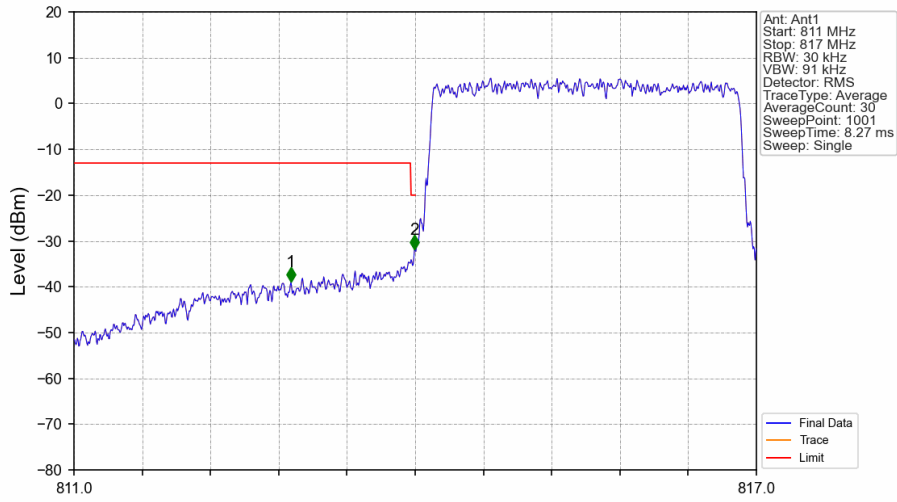
Band26a_3MHz_QPSK_LCH_815.5MHz_RB_1_0_NTNV



Band26a_3MHz_QPSK_LCH_815.5MHz_RB_1_0_NTNV

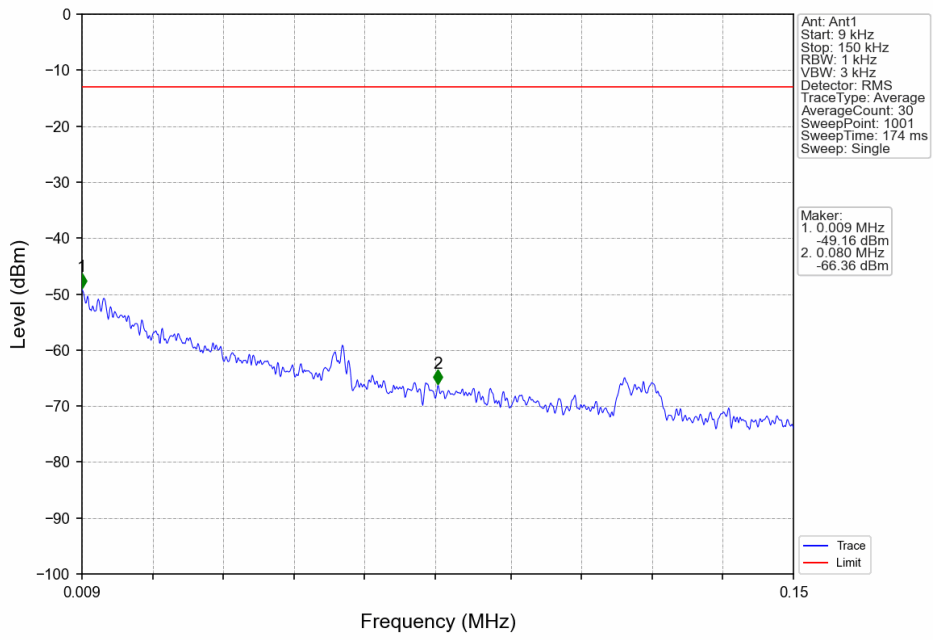


Band26a_3MHz_QPSK_LCH_815.5MHz_RB_15_0_NTNV

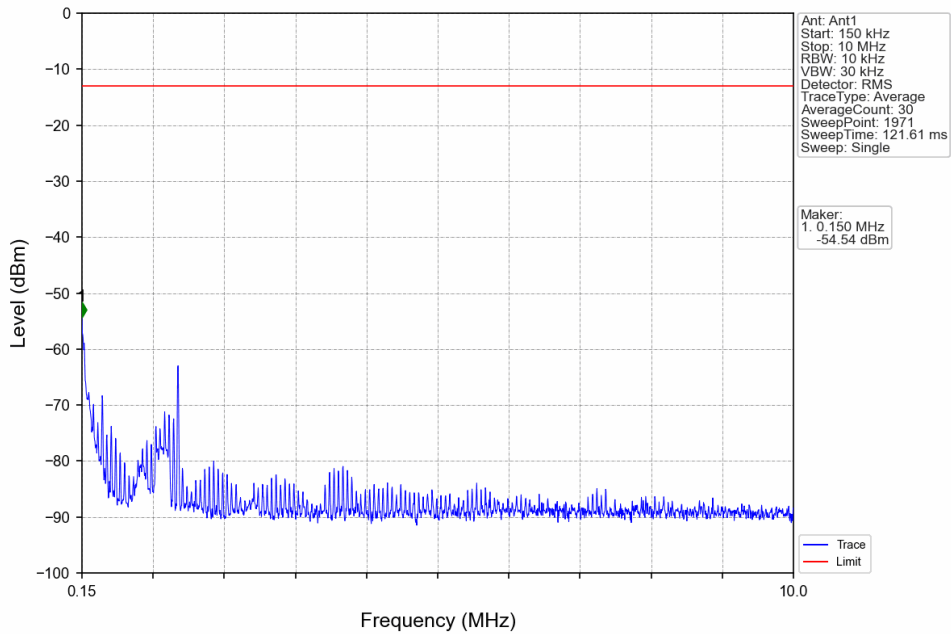


Start (MHz)	Stop (MHz)	RBW (MHz)	Method	Marker No.	Freq (MHz)	Level (dBm)	Limit (dBm)	Result
811	813	0.1	/	1	812.908	-38.94	-13	Pass
813	814	0.03	/	2	813.994	-31.80	-20	Pass
814	817	0.03	/	/	/	/	/	/

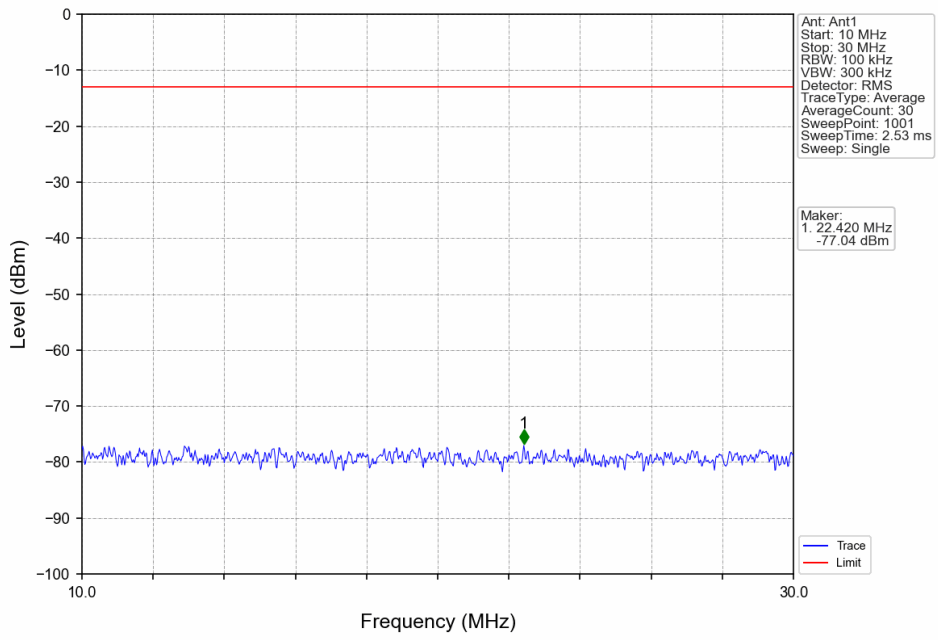
Band26a_3MHz_QPSK_MCH_819MHz_RB_1_0_NTNV



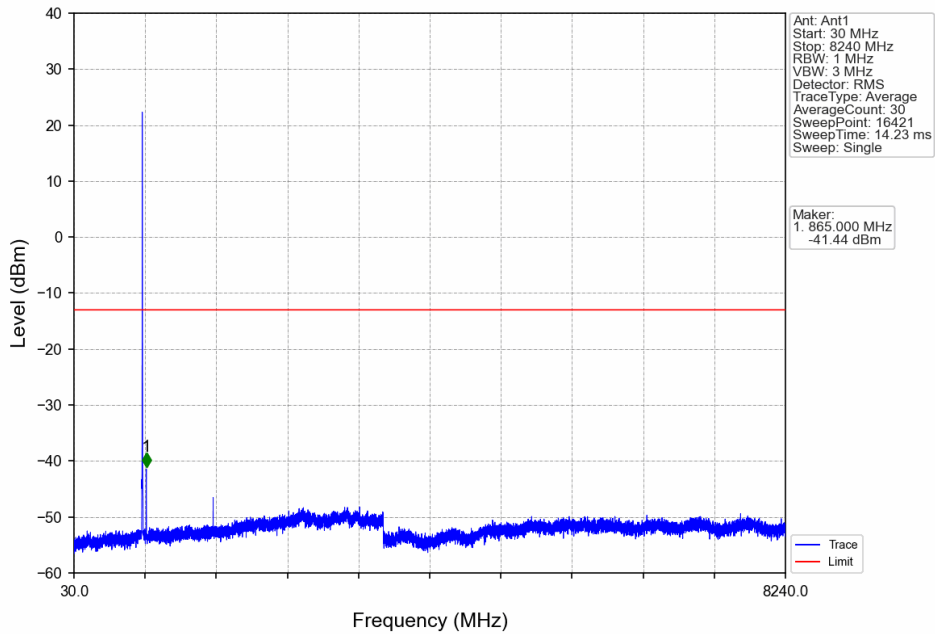
Band26a_3MHz_QPSK_MCH_819MHz_RB_1_0_NTNV



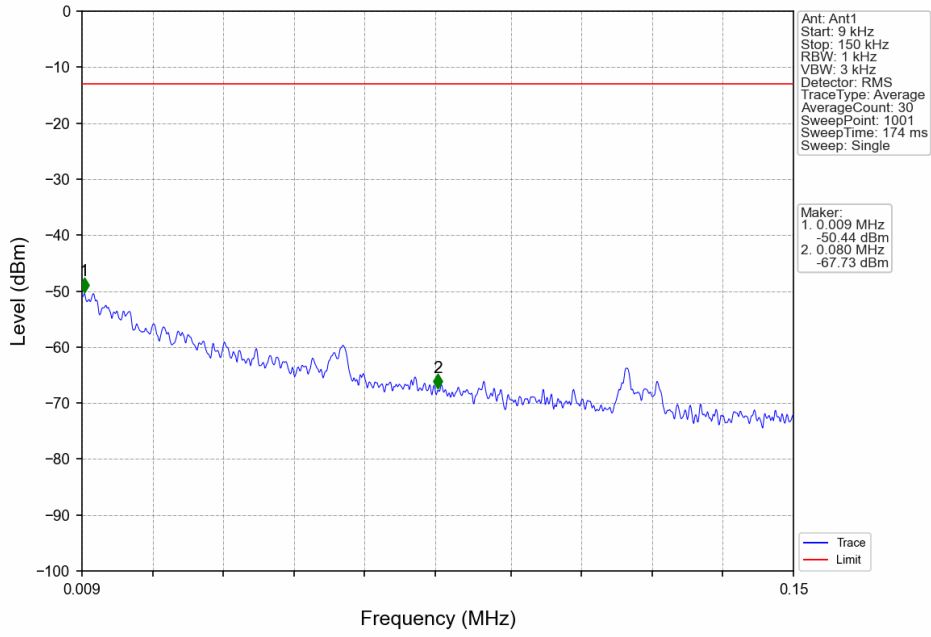
Band26a_3MHz_QPSK_MCH_819MHz_RB_1_0_NTNV



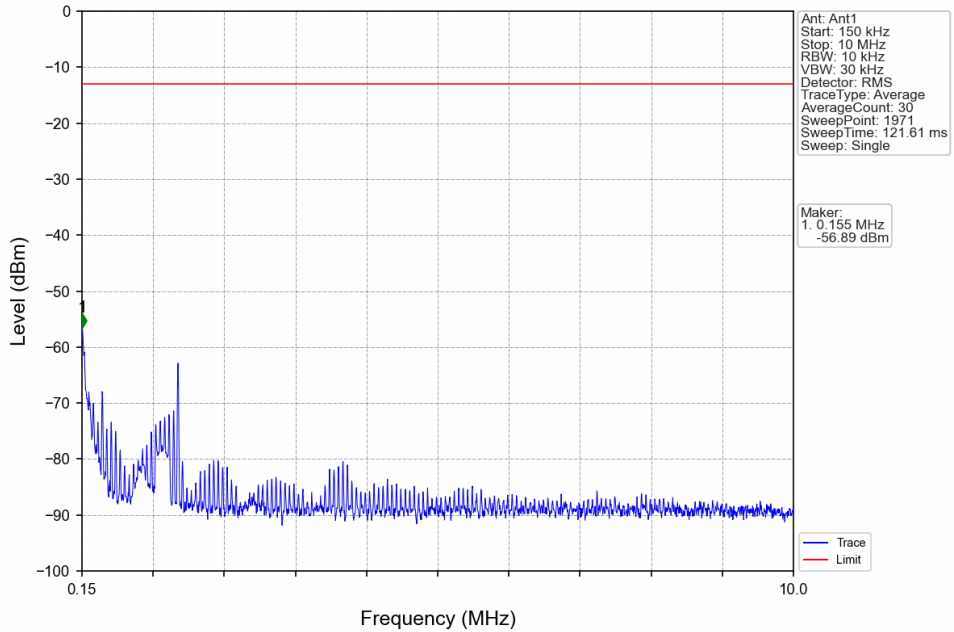
Band26a_3MHz_QPSK_MCH_819MHz_RB_1_0_NTNV



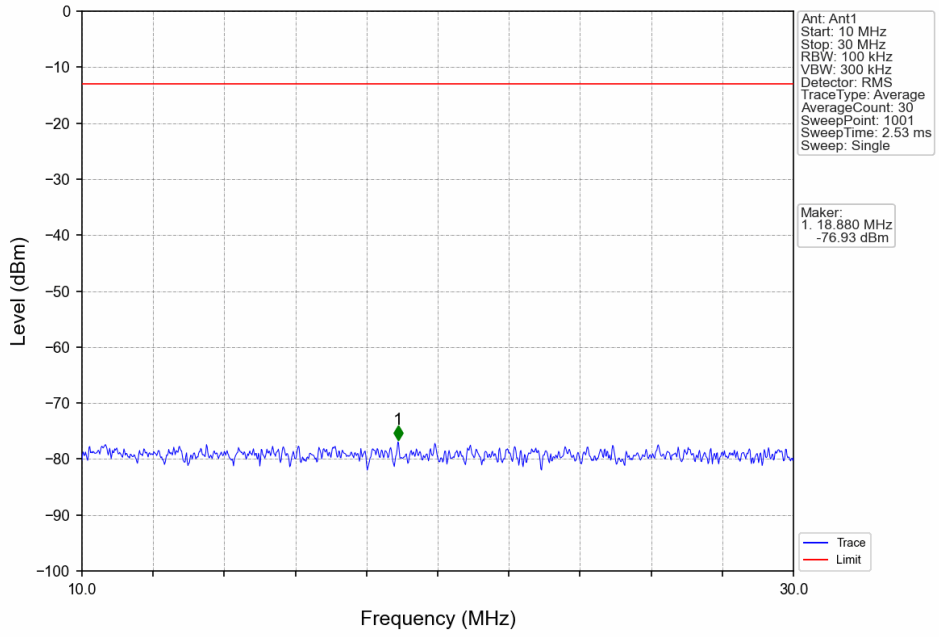
Band26a_3MHz_QPSK_HCH_822.5MHz_RB_1_0_NTNV



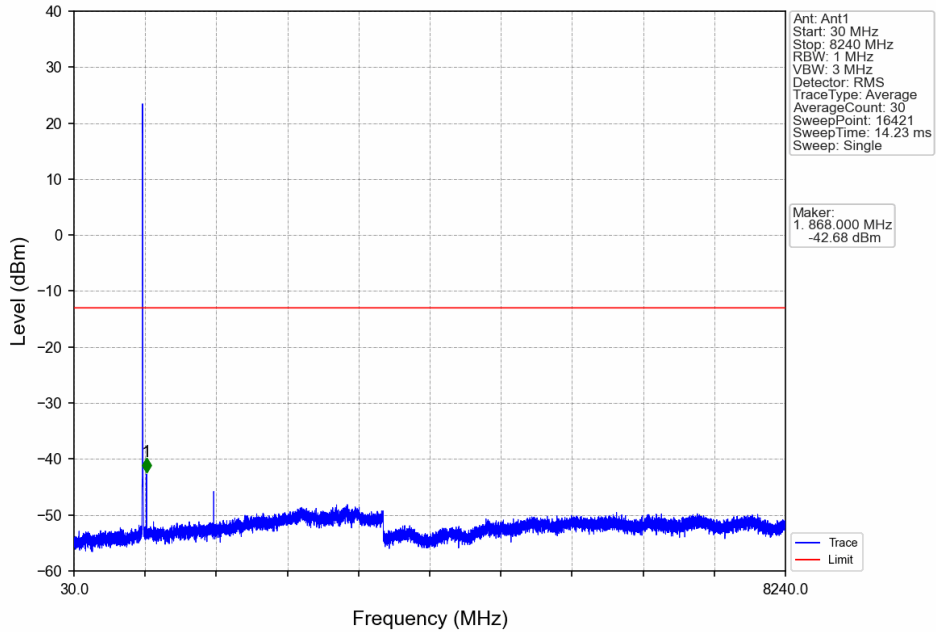
Band26a_3MHz_QPSK_HCH_822.5MHz_RB_1_0_NTNV



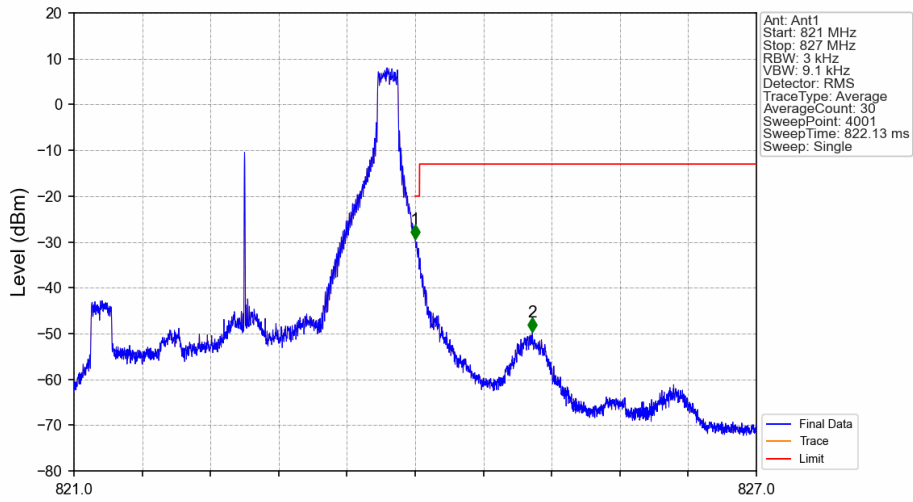
Band26a_3MHz_QPSK_HCH_822.5MHz_RB_1_0_NTNV



Band26a_3MHz_QPSK_HCH_822.5MHz_RB_1_0_NTNV

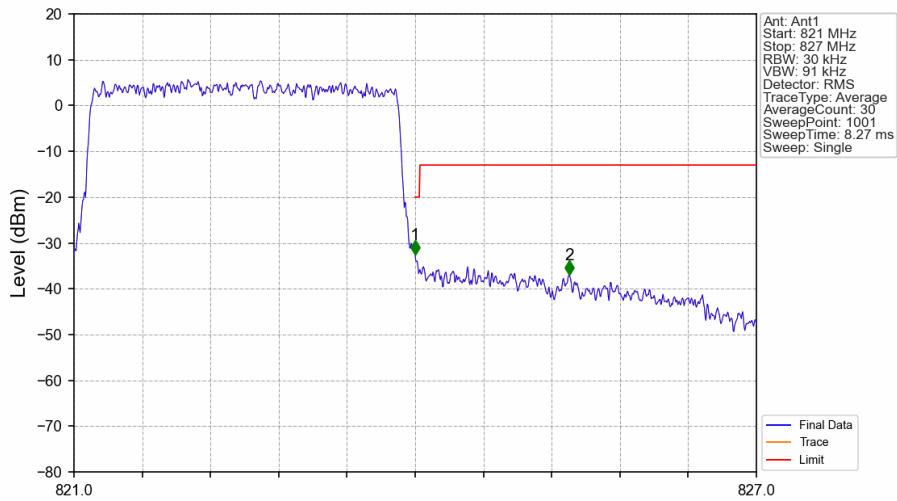


Band26a_3MHz_QPSK_HCH_822.5MHz_RB_1_14_NTNV



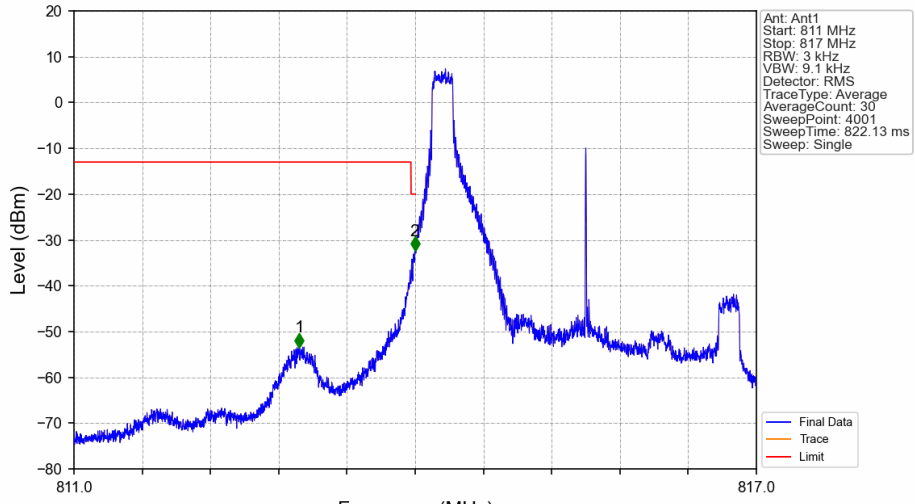
Start (MHz)	Stop (MHz)	RBW (MHz)	Method	Marker No.	Freq (MHz)	Level (dBm)	Limit (dBm)	Result
821	824	0.003	/	/	/	/	/	/
824	825	0.003	/	1	824.000	-29.39	-20	Pass
825	827	0.1	/	2	825.030	-49.67	-13	Pass

Band26a_3MHz_QPSK_HCH_822.5MHz_RB_15_0_NTNV



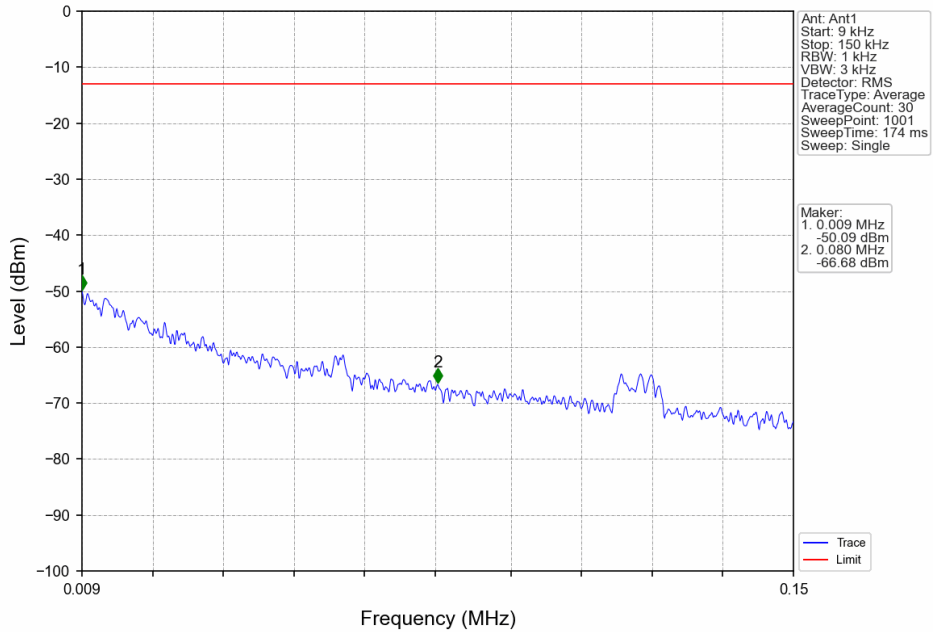
Start (MHz)	Stop (MHz)	RBW (MHz)	Method	Marker No.	Freq (MHz)	Level (dBm)	Limit (dBm)	Result
821	824	0.03	/	/	/	/	/	/
824	825	0.03	/	1	824.000	-32.63	-20	Pass
825	827	0.1	/	2	825.356	-36.95	-13	Pass

Band26a_3MHz_16QAM_LCH_815.5MHz_RB_1_0_NTNV

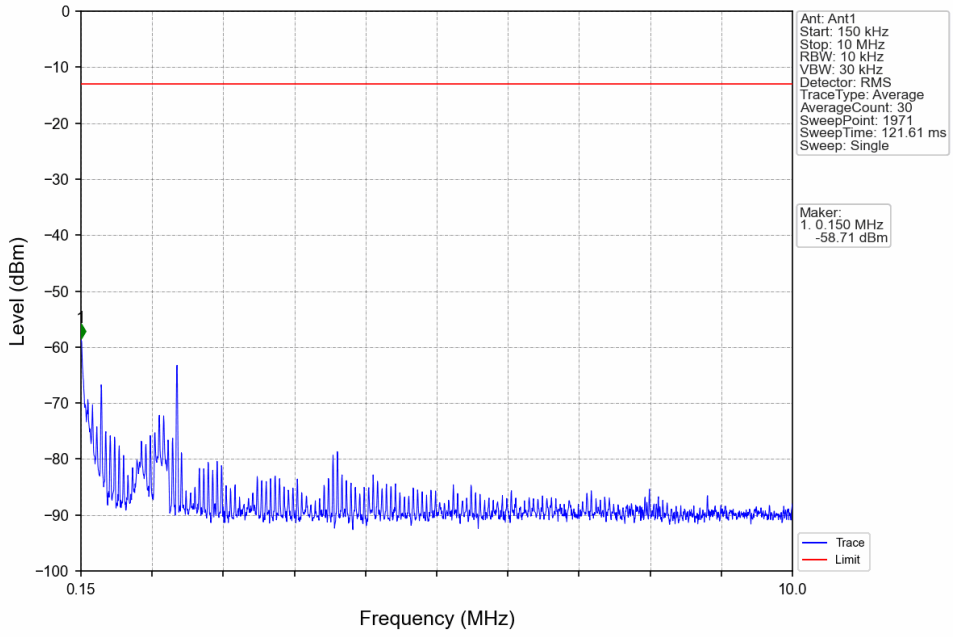


Start (MHz)	Stop (MHz)	RBW (MHz)	Method	Marker No.	Freq (MHz)	Level (dBm)	Limit (dBm)	Result
811	813	0.1	/	1	812.981	-53.49	-13	Pass
813	814	0.003	/	2	813.997	-32.43	-20	Pass
814	817	0.003	/	/	/	/	/	/

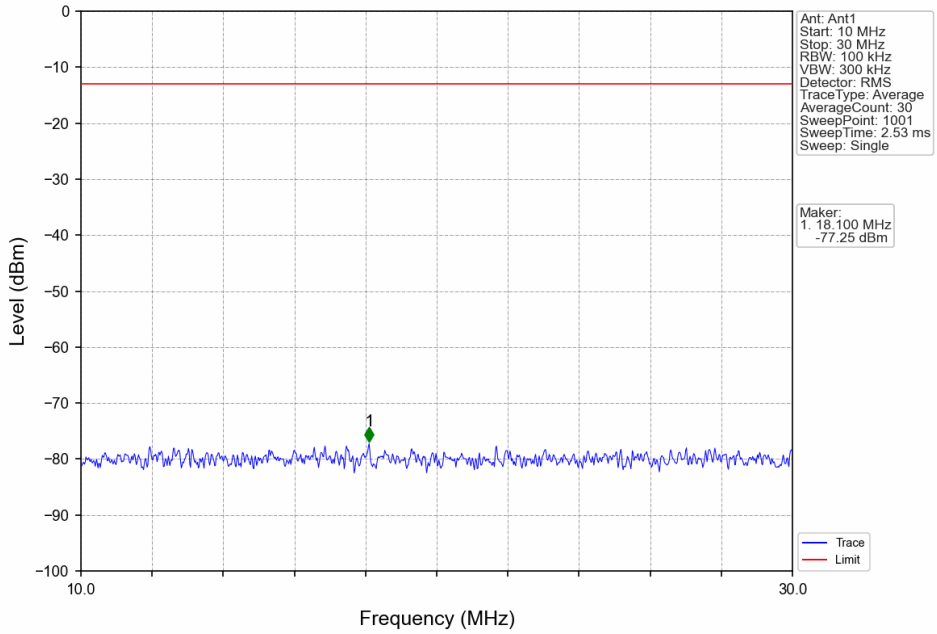
Band26a_3MHz_16QAM_LCH_815.5MHz_RB_1_0_NTNV



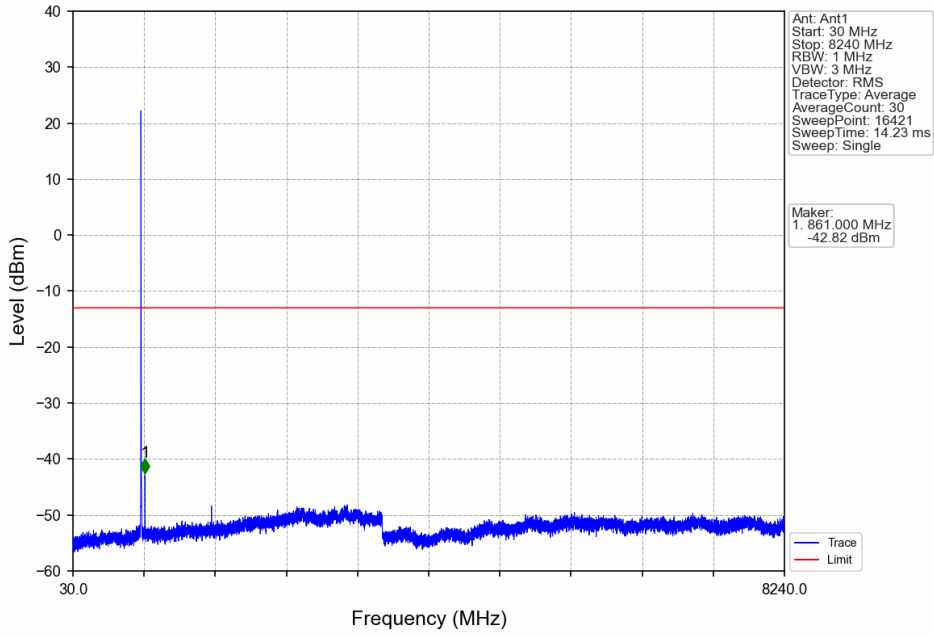
Band26a_3MHz_16QAM_LCH_815.5MHz_RB_1_0_NTNV



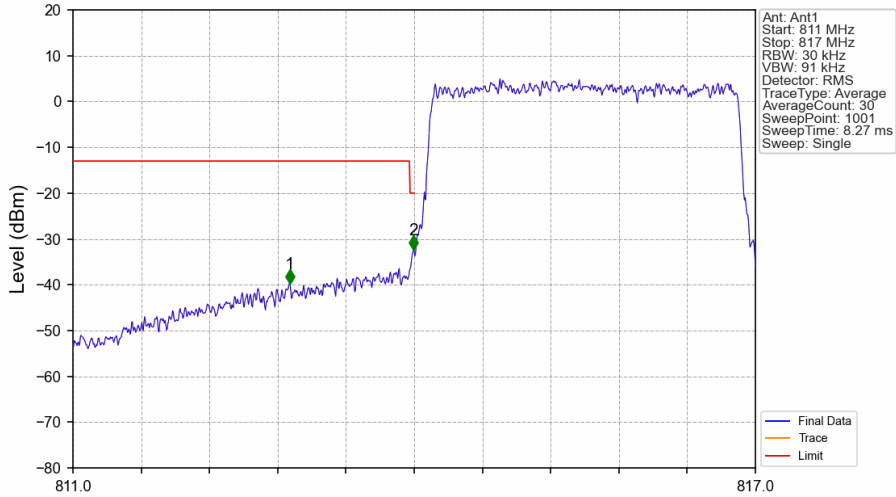
Band26a_3MHz_16QAM_LCH_815.5MHz_RB_1_0_NTNV



Band26a_3MHz_16QAM_LCH_815.5MHz_RB_1_0_NTNV

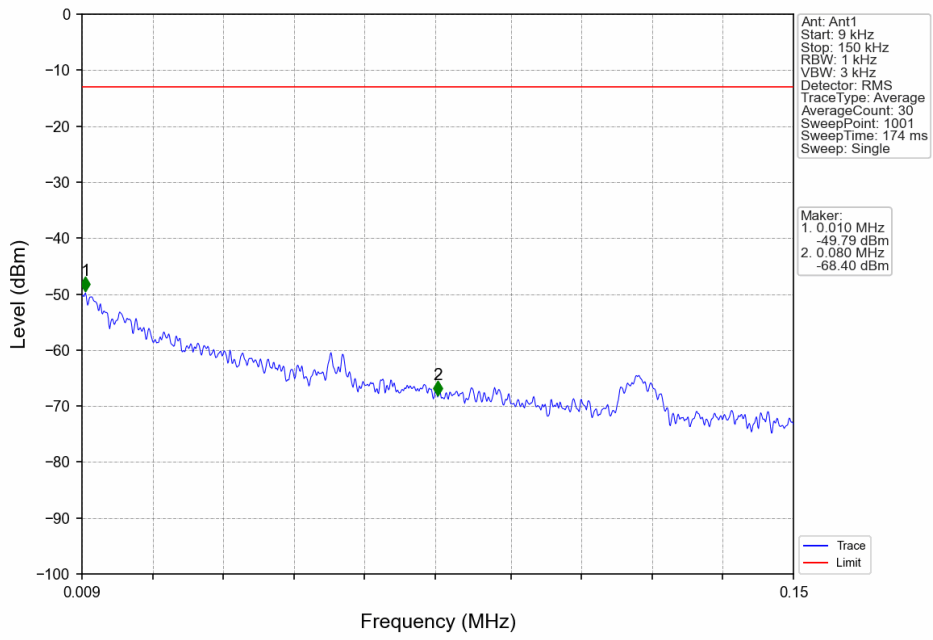


Band26a_3MHz_16QAM_LCH_815.5MHz_RB_15_0_NTNV

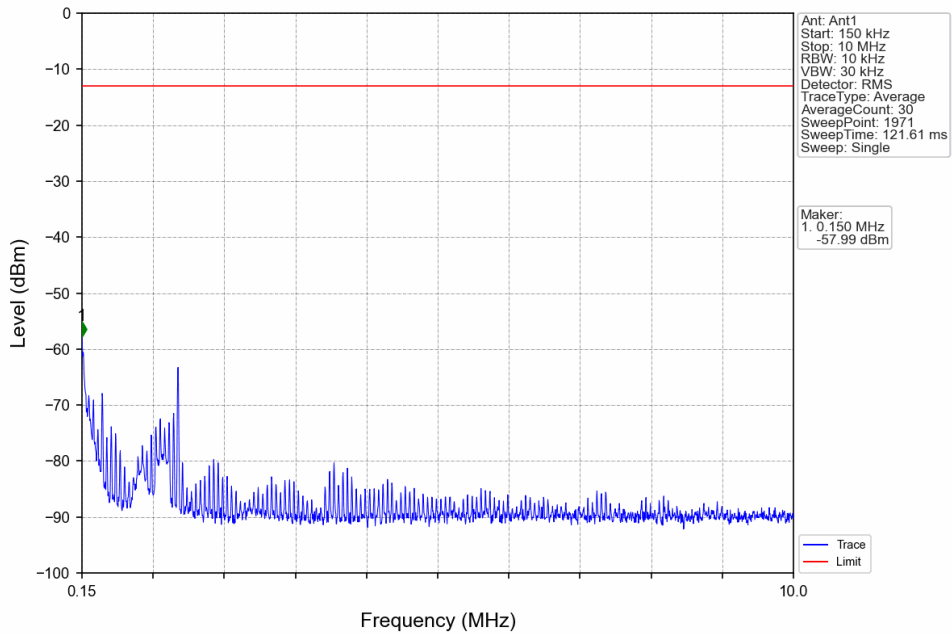


Start (MHz)	Stop (MHz)	RBW (MHz)	Method	Marker No.	Freq (MHz)	Level (dBm)	Limit (dBm)	Result
811	813	0.1	/	1	812.908	-39.76	-13	Pass
813	814	0.03	/	2	813.994	-32.38	-20	Pass
814	817	0.03	/	/	/	/	/	/

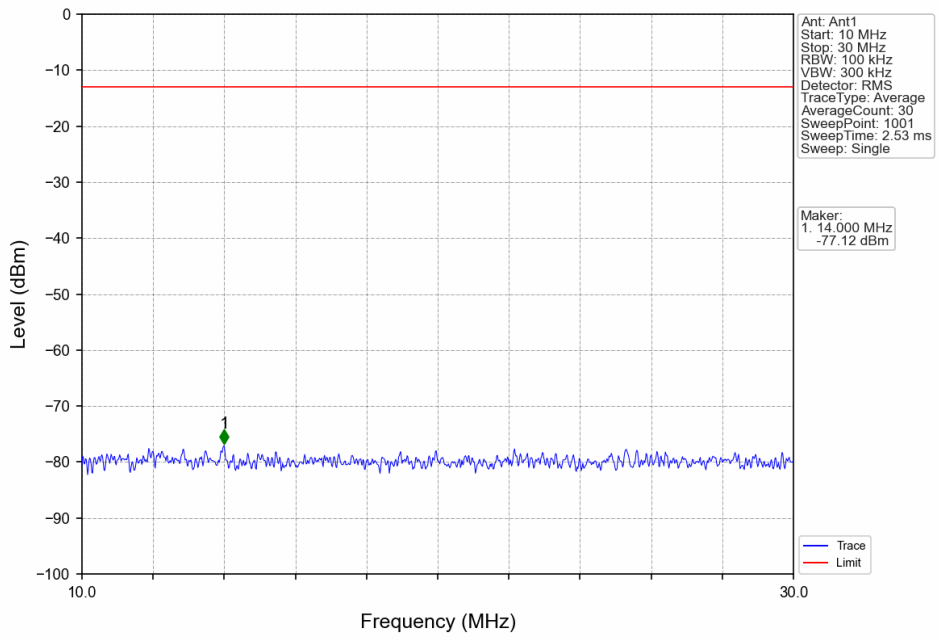
Band26a_3MHz_16QAM_MCH_819MHz_RB_1_0_NTNV



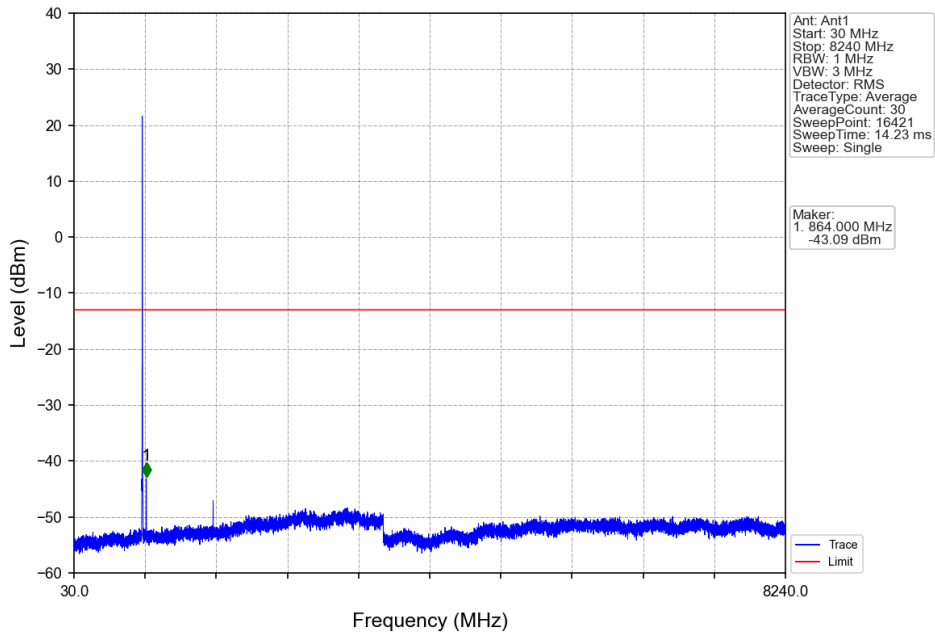
Band26a_3MHz_16QAM_MCH_819MHz_RB_1_0_NTNV



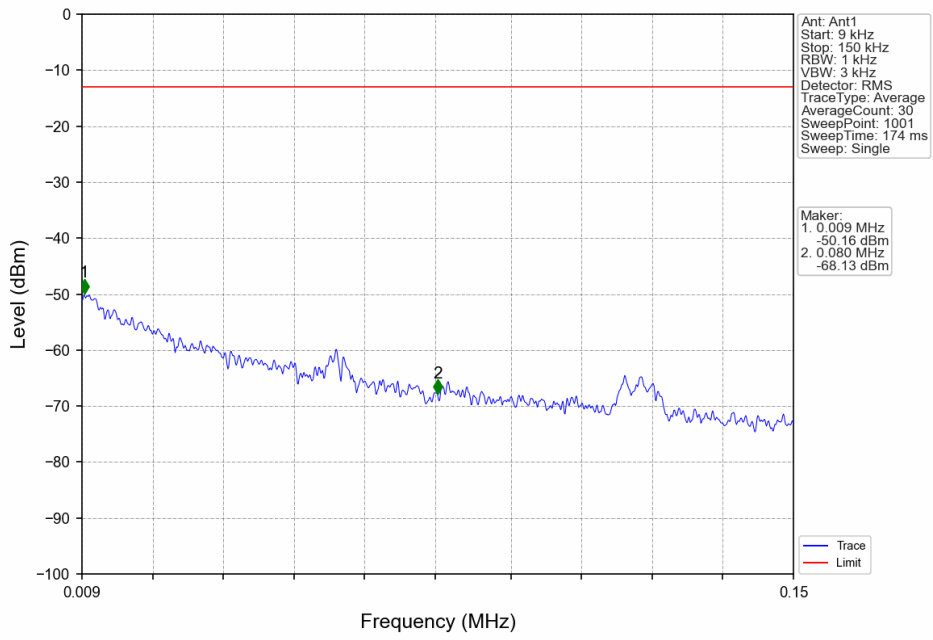
Band26a_3MHz_16QAM_MCH_819MHz_RB_1_0_NTNV



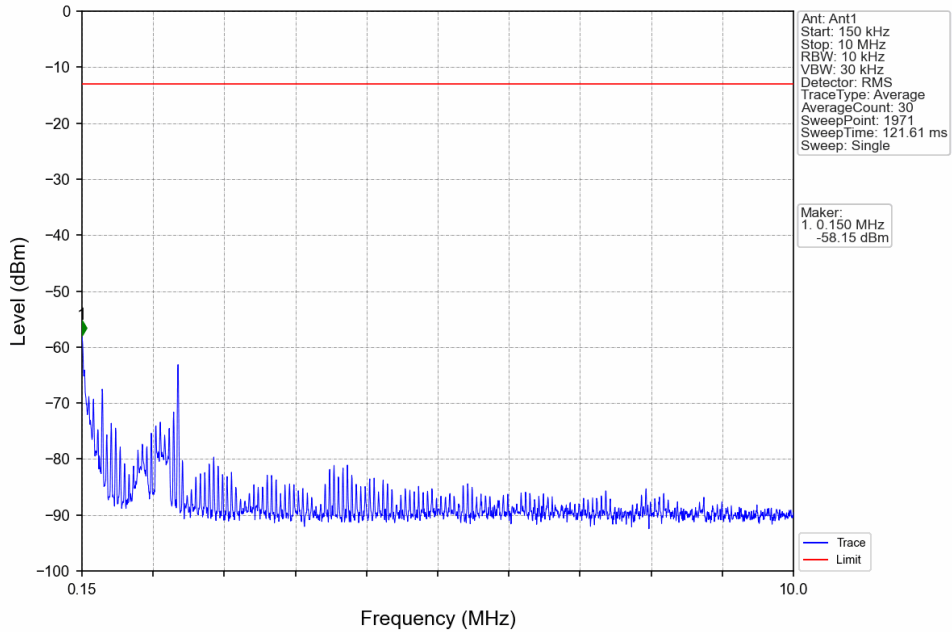
Band26a_3MHz_16QAM_MCH_819MHz_RB_1_0_NTNV



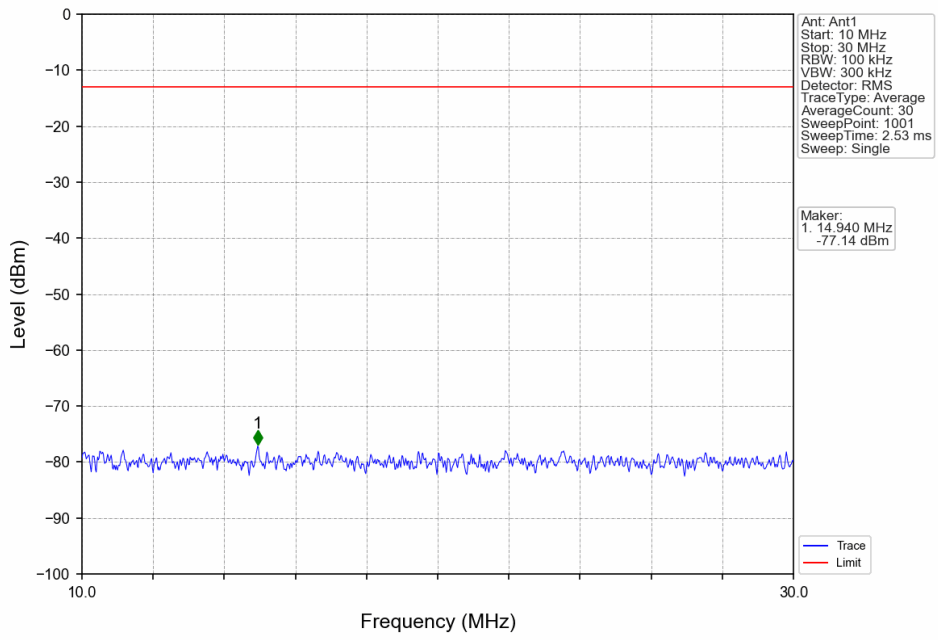
Band26a_3MHz_16QAM_HCH_822.5MHz_RB_1_0_NTNV



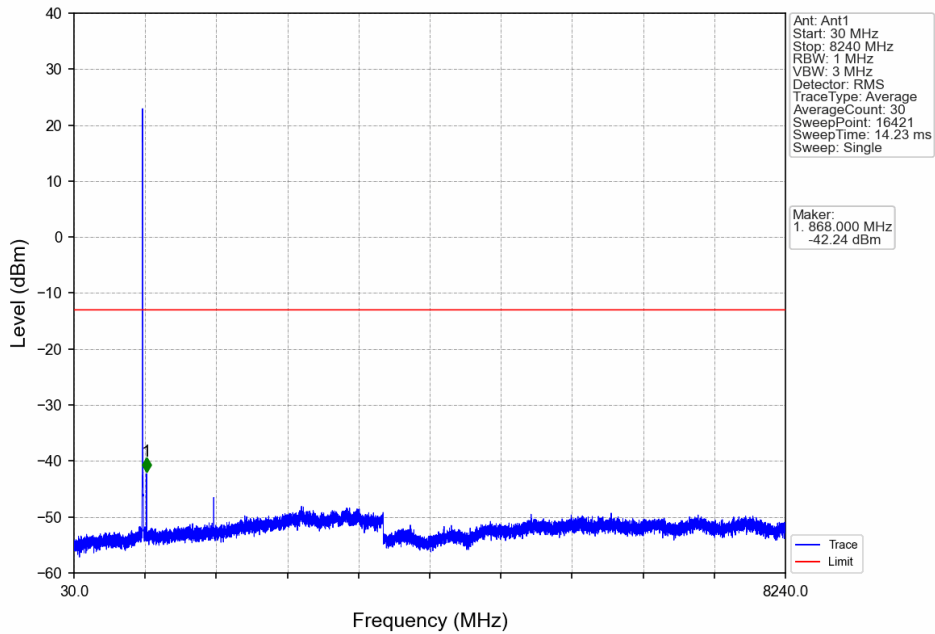
Band26a_3MHz_16QAM_HCH_822.5MHz_RB_1_0_NTNV



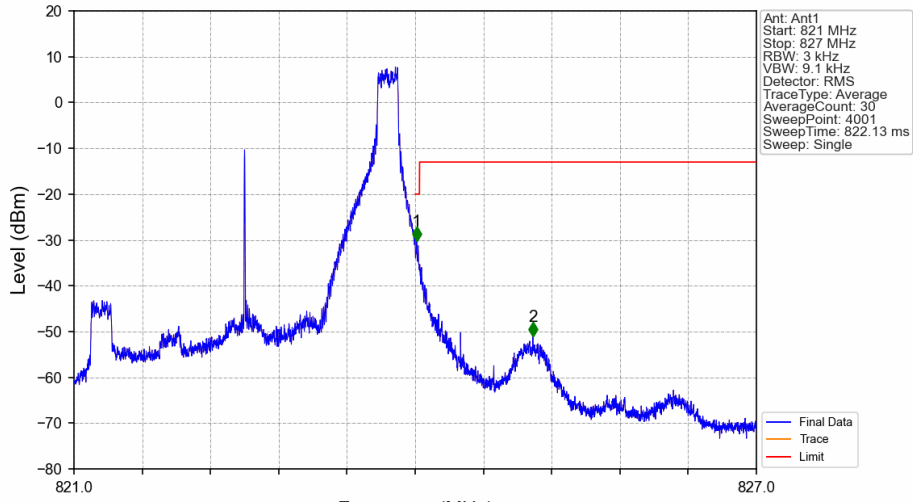
Band26a_3MHz_16QAM_HCH_822.5MHz_RB_1_0_NTNV



Band26a_3MHz_16QAM_HCH_822.5MHz_RB_1_0_NTNV

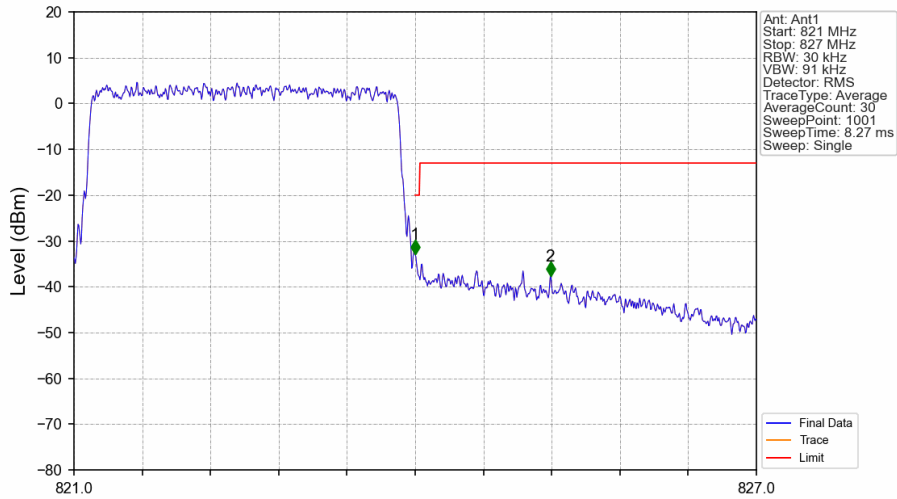


Band26a_3MHz_16QAM_HCH_822.5MHz_RB_1_14_NTNV



Start (MHz)	Stop (MHz)	RBW (MHz)	Method	Marker No.	Freq (MHz)	Level (dBm)	Limit (dBm)	Result
821	824	0.003	/	/	/	/	/	/
824	825	0.003	/	1	824.014	-30.24	-20	Pass
825	827	0.1	/	2	825.035	-51.10	-13	Pass

Band26a_3MHz_16QAM_HCH_822.5MHz_RB_15_0_NTNV



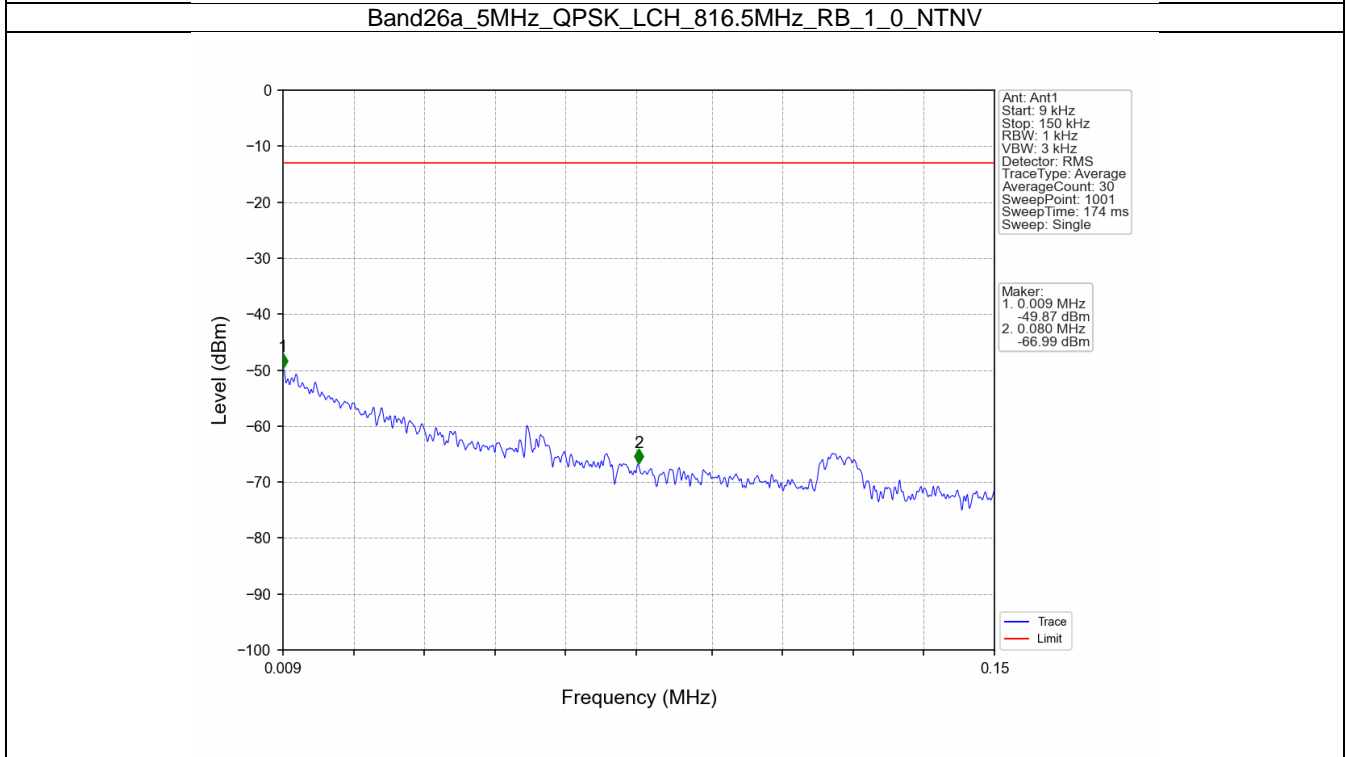
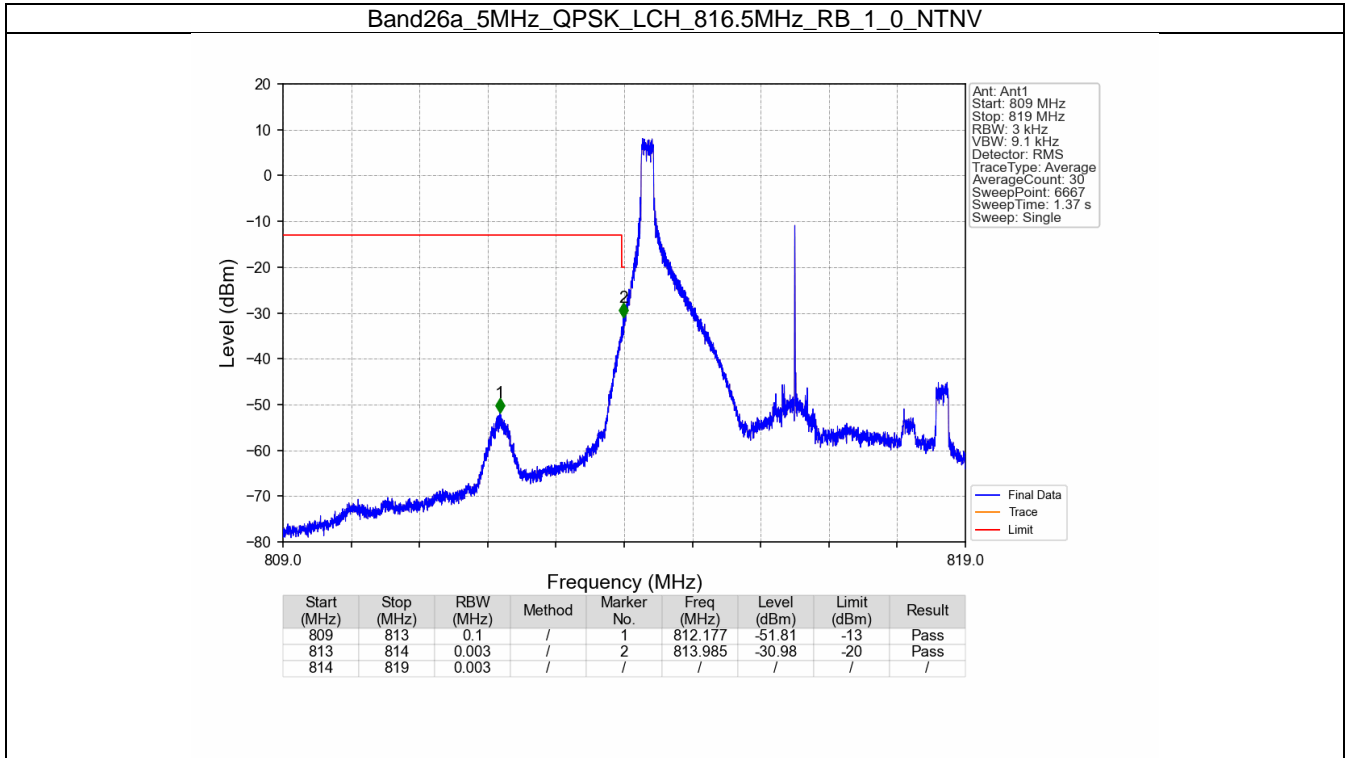
Start (MHz)	Stop (MHz)	RBW (MHz)	Method	Marker No.	Freq (MHz)	Level (dBm)	Limit (dBm)	Result
821	824	0.03	/	/	/	/	/	/
824	825	0.03	/	1	824.000	-32.97	-20	Pass
825	827	0.1	/	2	825.188	-37.71	-13	Pass

6.3 B26a_5MHz

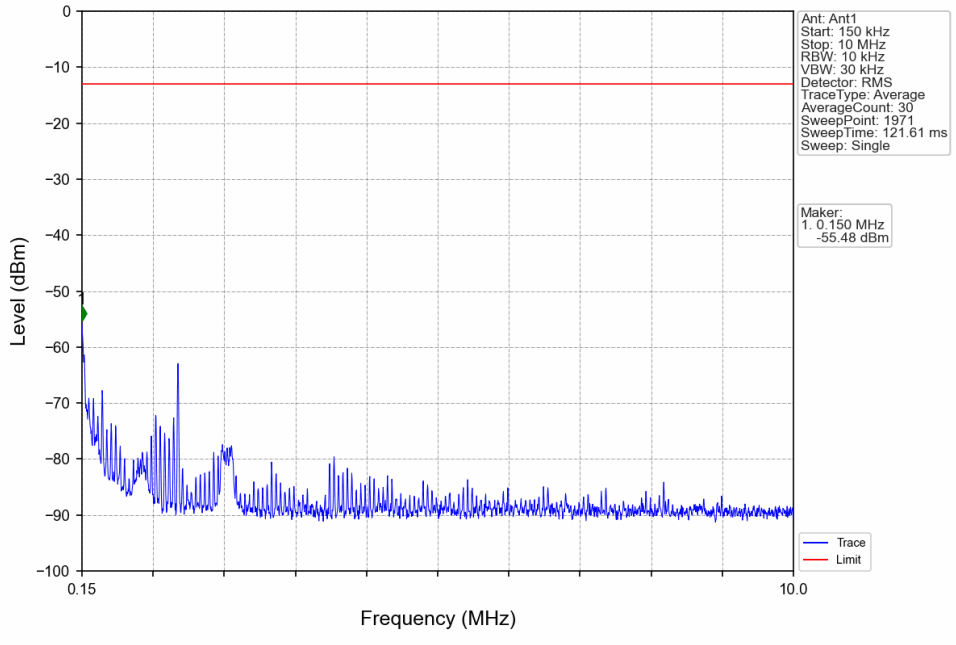
6.3.1 Test Result

Band: 26a / Bandwidth: 5MHz / NTV						
Modulation	Frequency (MHz)	RB Allocation		Spurious Emission		Verdict
		Size	Offset	Result	Limit	
QPSK	816.5	1	0	Refer To Test Graph		Pass
		25	0	Refer To Test Graph		Pass
	819	1	0	Refer To Test Graph		Pass
	821.5	1	0	Refer To Test Graph		Pass
			24	Refer To Test Graph		Pass
		25	0	Refer To Test Graph		Pass
16QAM	816.5	1	0	Refer To Test Graph		Pass
		25	0	Refer To Test Graph		Pass
	819	1	0	Refer To Test Graph		Pass
	821.5	1	0	Refer To Test Graph		Pass
			24	Refer To Test Graph		Pass
		25	0	Refer To Test Graph		Pass

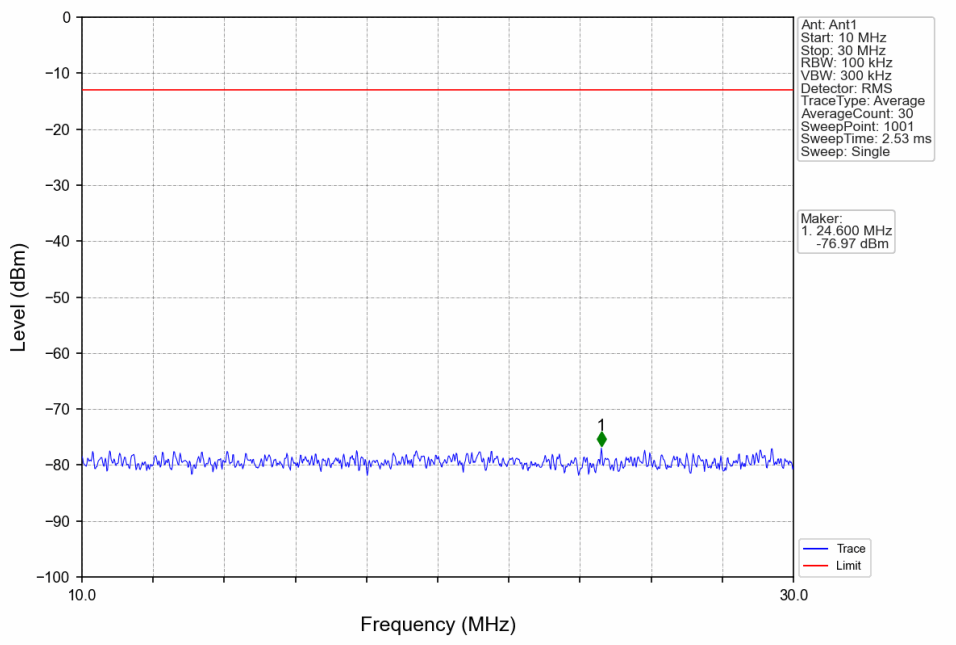
6.3.2 Test Graph



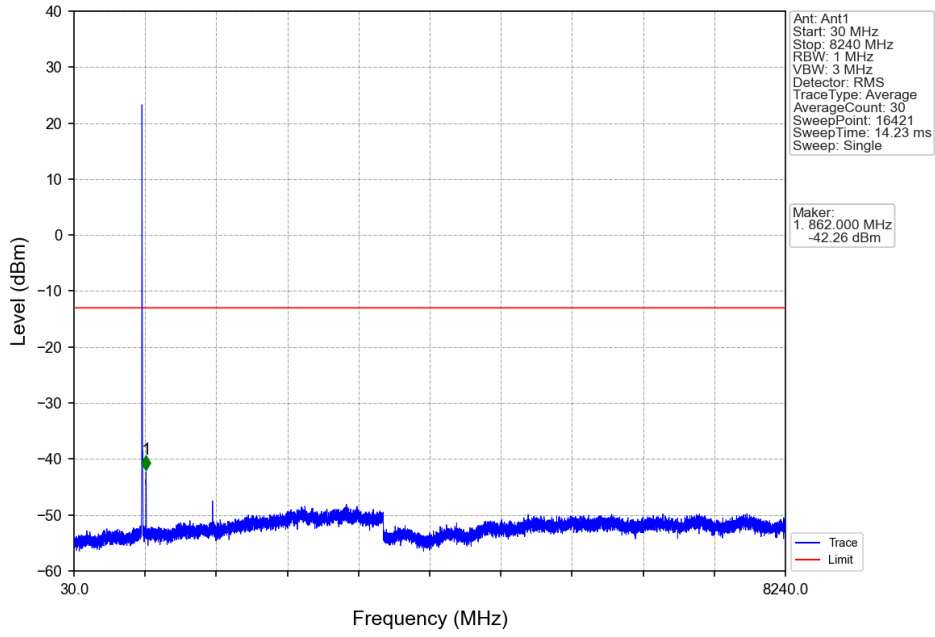
Band26a_5MHz_QPSK_LCH_816.5MHz_RB_1_0_NTNV



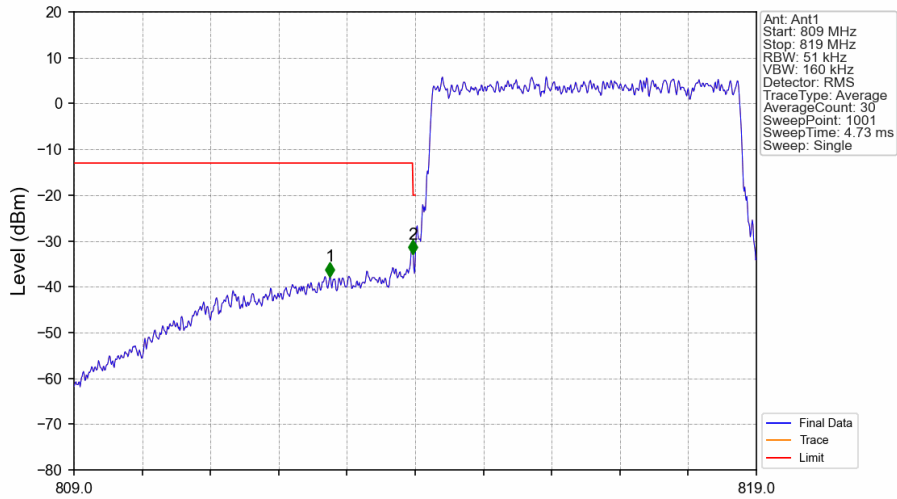
Band26a_5MHz_QPSK_LCH_816.5MHz_RB_1_0_NTNV



Band26a_5MHz_QPSK_LCH_816.5MHz_RB_1_0_NTNV

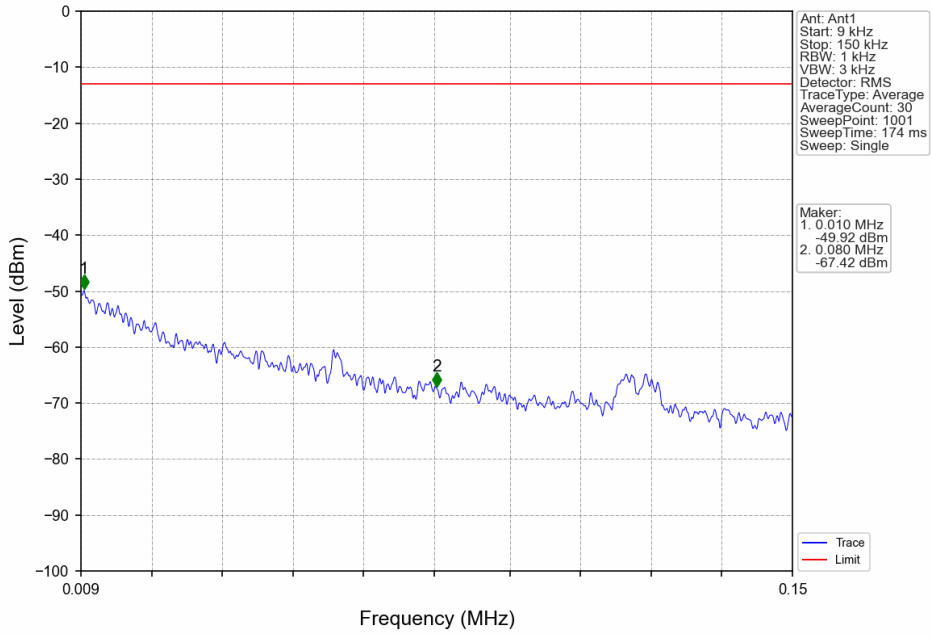


Band26a_5MHz_QPSK_LCH_816.5MHz_RB_25_0_NTNV

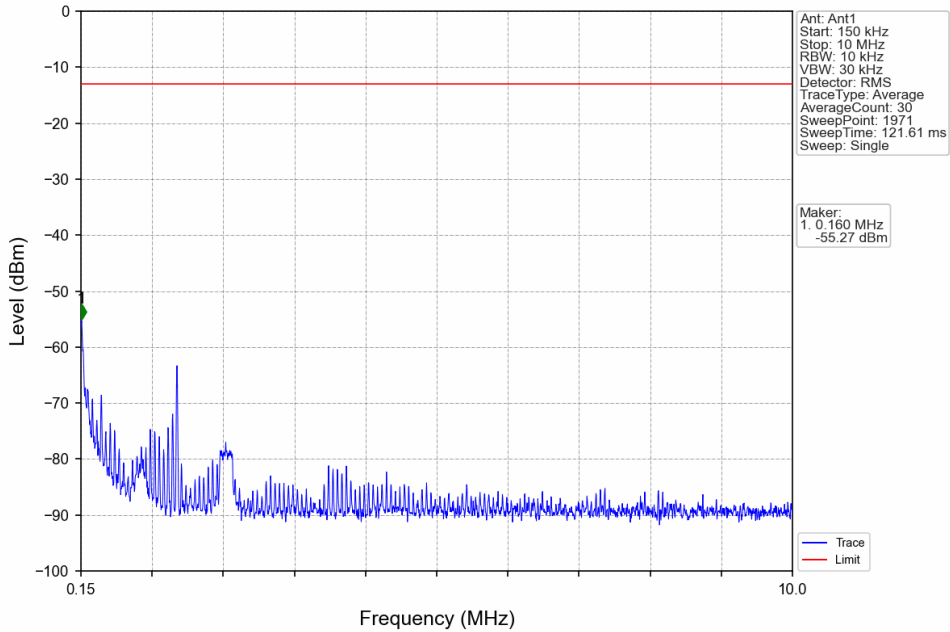


Start (MHz)	Stop (MHz)	RBW (MHz)	Method	Marker No.	Freq (MHz)	Level (dBm)	Limit (dBm)	Result
809	813	0.1	/	1	812.750	-37.77	-13	Pass
813	814	0.051	/	2	813.970	-32.87	-20	Pass
814	819	0.051	/	/	/	/	/	/

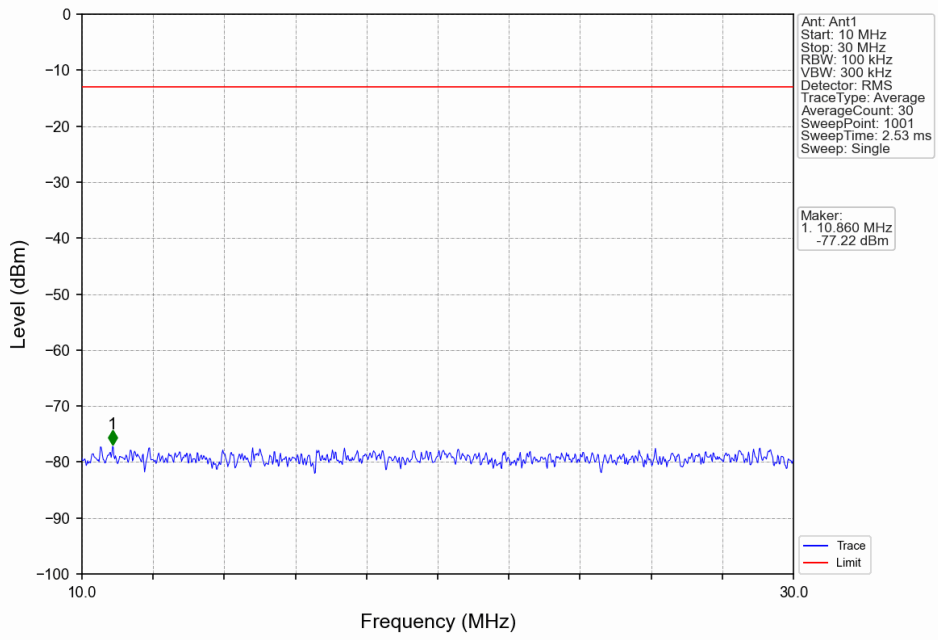
Band26a_5MHz_QPSK_MCH_819MHz_RB_1_0_NTNV



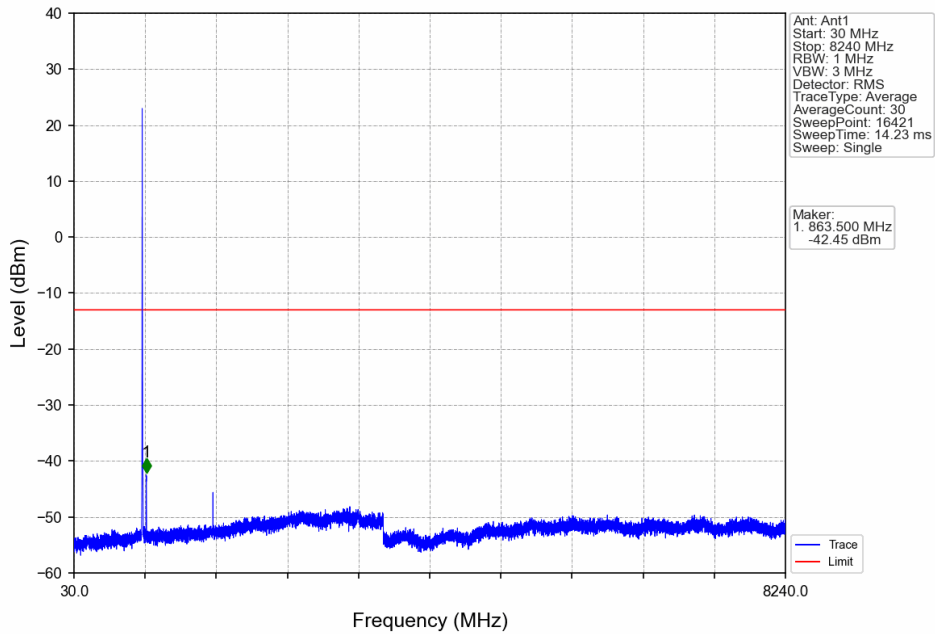
Band26a_5MHz_QPSK_MCH_819MHz_RB_1_0_NTNV



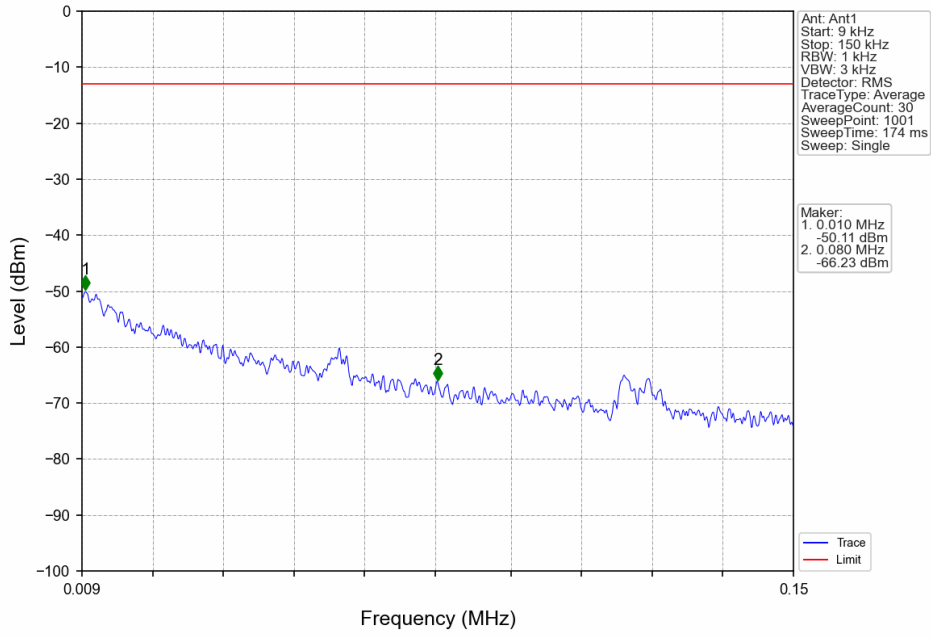
Band26a_5MHz_QPSK_MCH_819MHz_RB_1_0_NTNV



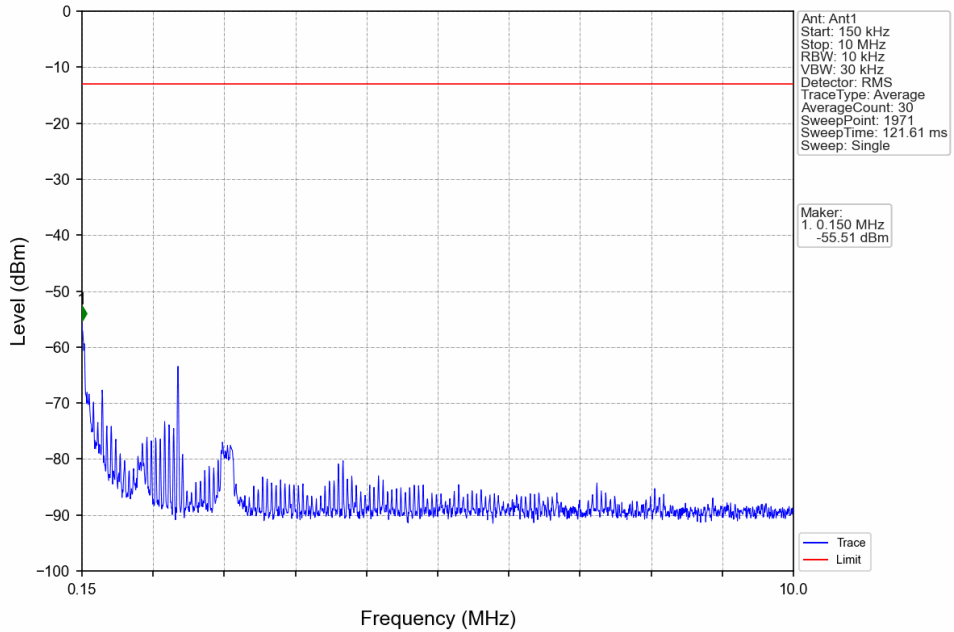
Band26a_5MHz_QPSK_MCH_819MHz_RB_1_0_NTNV



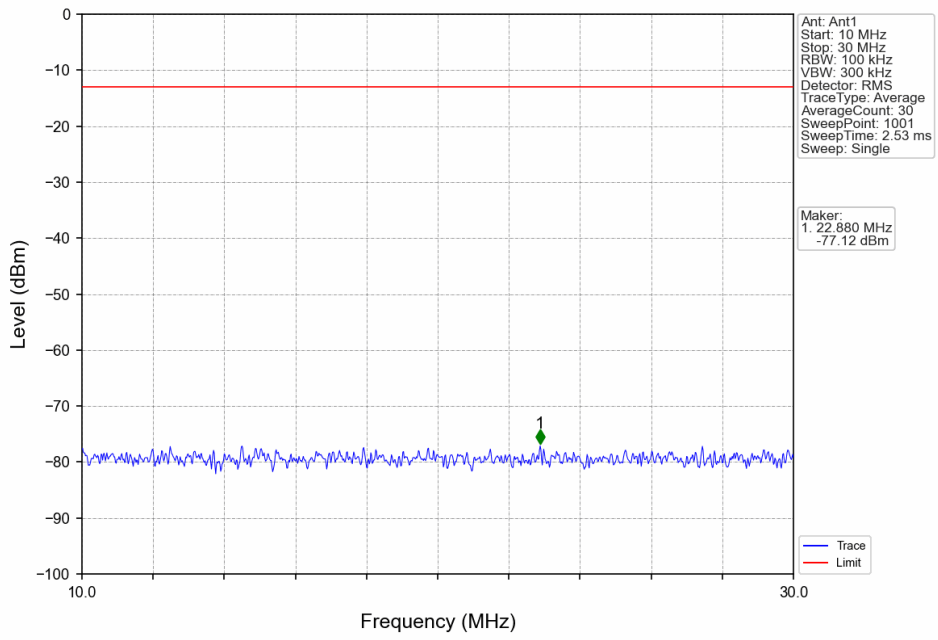
Band26a_5MHz_QPSK_HCH_821.5MHz_RB_1_0_NTNV



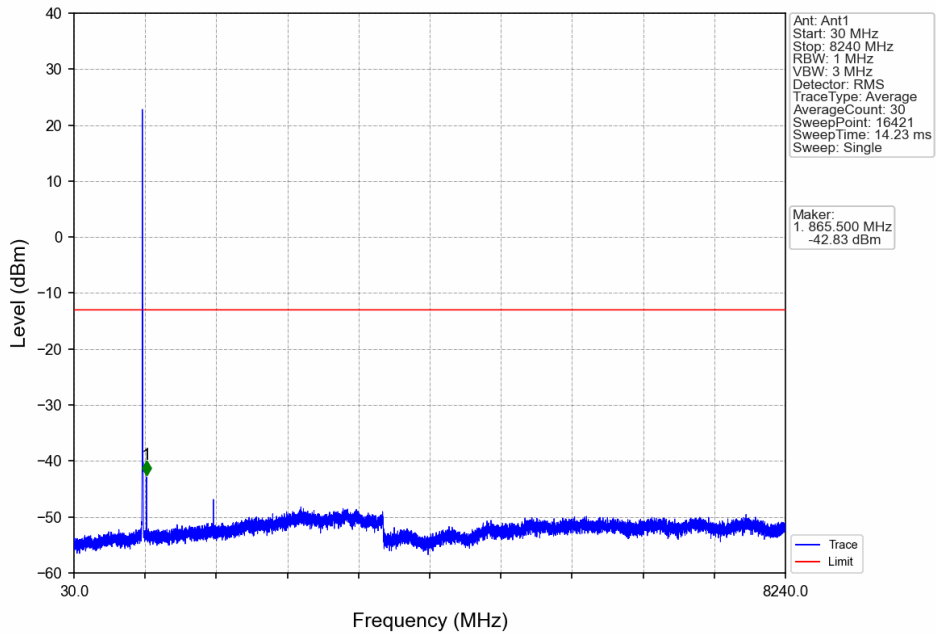
Band26a_5MHz_QPSK_HCH_821.5MHz_RB_1_0_NTNV



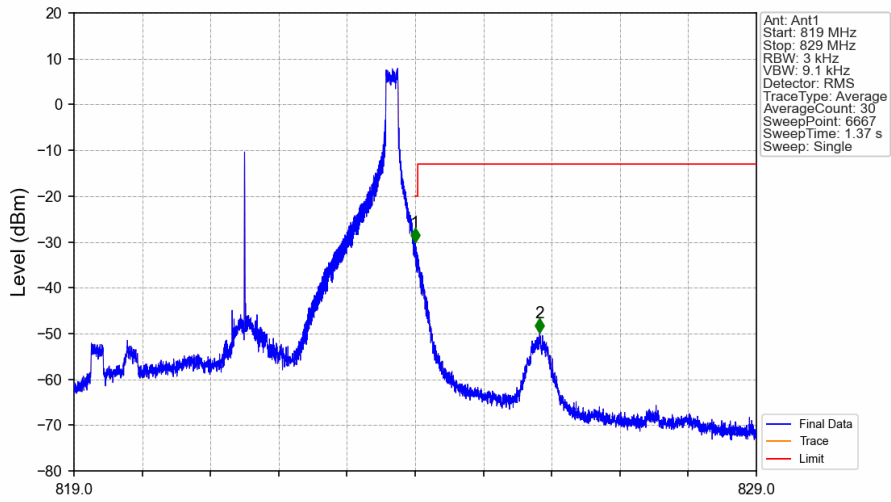
Band26a_5MHz_QPSK_HCH_821.5MHz_RB_1_0_NTNV



Band26a_5MHz_QPSK_HCH_821.5MHz_RB_1_0_NTNV

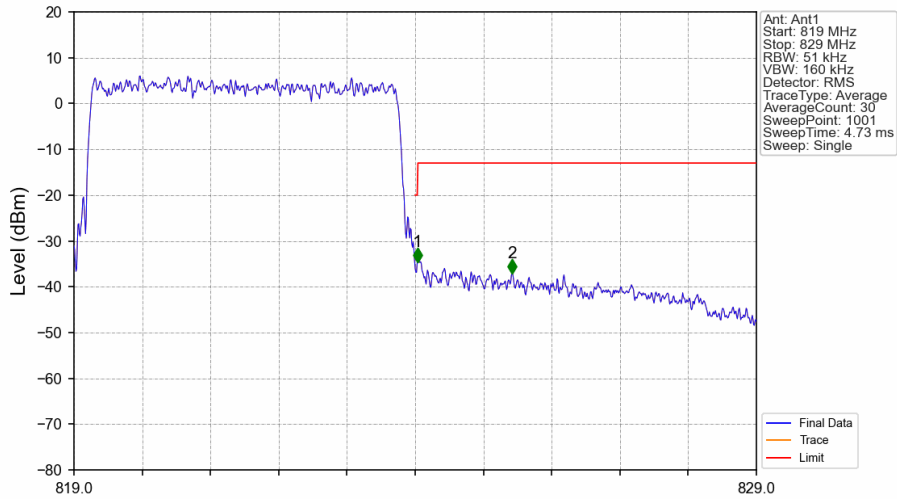


Band26a_5MHz_QPSK_HCH_821.5MHz_RB_1_24_NTNV



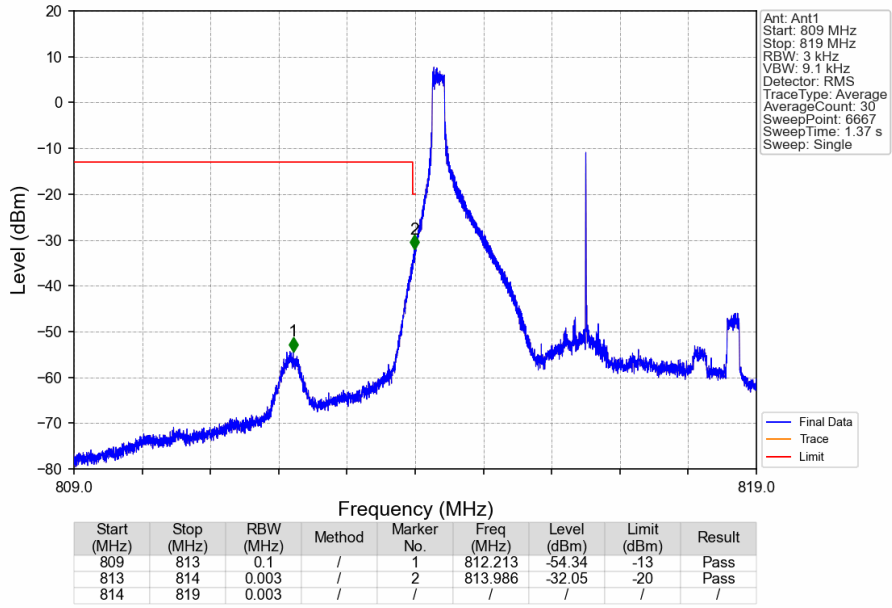
Start (MHz)	Stop (MHz)	RBW (MHz)	Method	Marker No.	Freq (MHz)	Level (dBm)	Limit (dBm)	Result
819	824	0.003	/	/	/	/	/	/
824	825	0.003	/	1	824.000	-30.06	-20	Pass
825	829	0.1	/	2	825.824	-49.81	-13	Pass

Band26a_5MHz_QPSK_HCH_821.5MHz_RB_25_0_NTNV

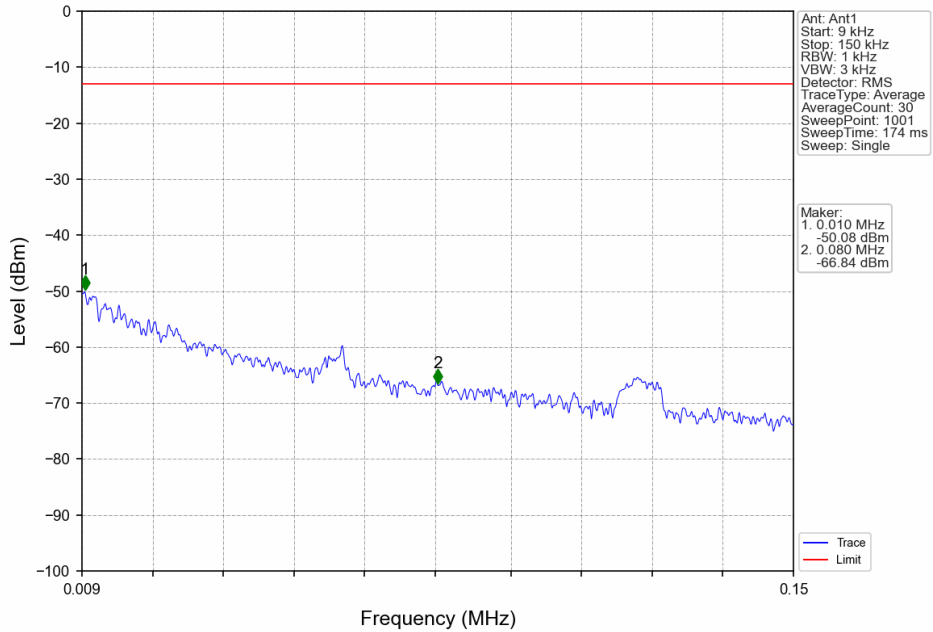


Start (MHz)	Stop (MHz)	RBW (MHz)	Method	Marker No.	Freq (MHz)	Level (dBm)	Limit (dBm)	Result
819	824	0.051	/	/	/	/	/	/
824	825	0.051	/	1	824.030	-34.59	-20	Pass
825	829	0.1	/	2	825.420	-37.06	-13	Pass

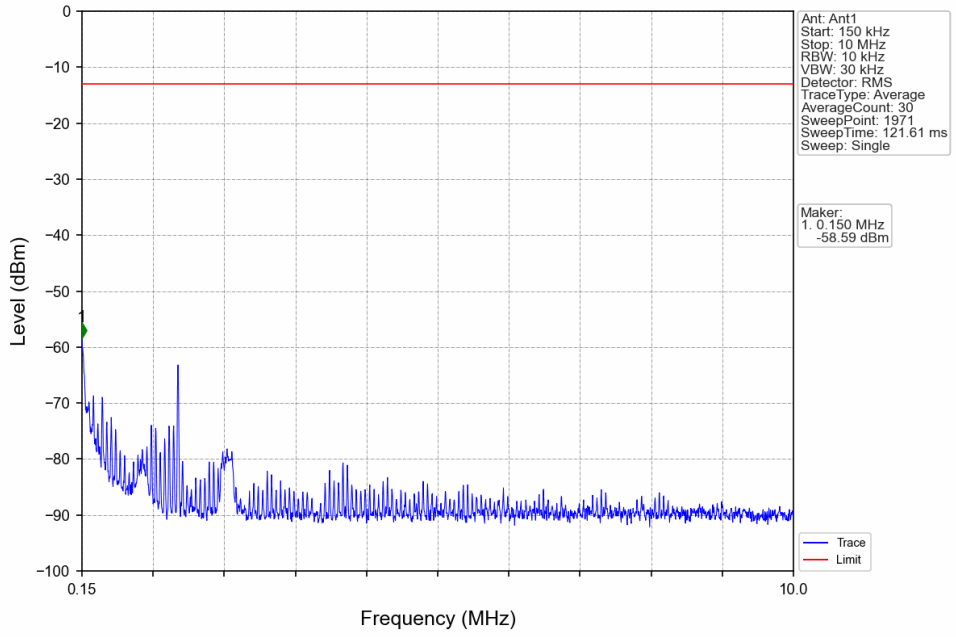
Band26a_5MHz_16QAM_LCH_816.5MHz_RB_1_0_NTNV



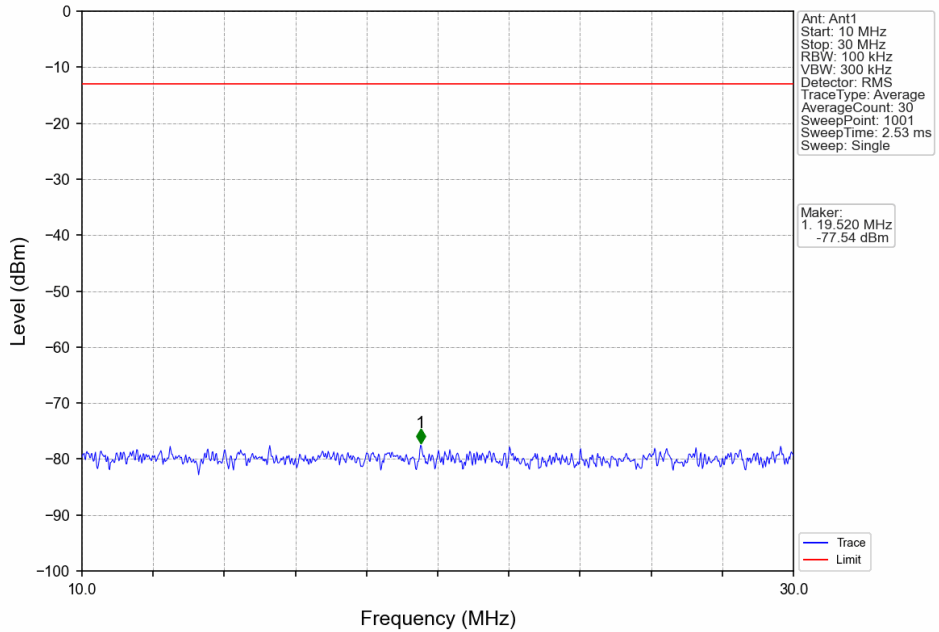
Band26a_5MHz_16QAM_LCH_816.5MHz_RB_1_0_NTNV



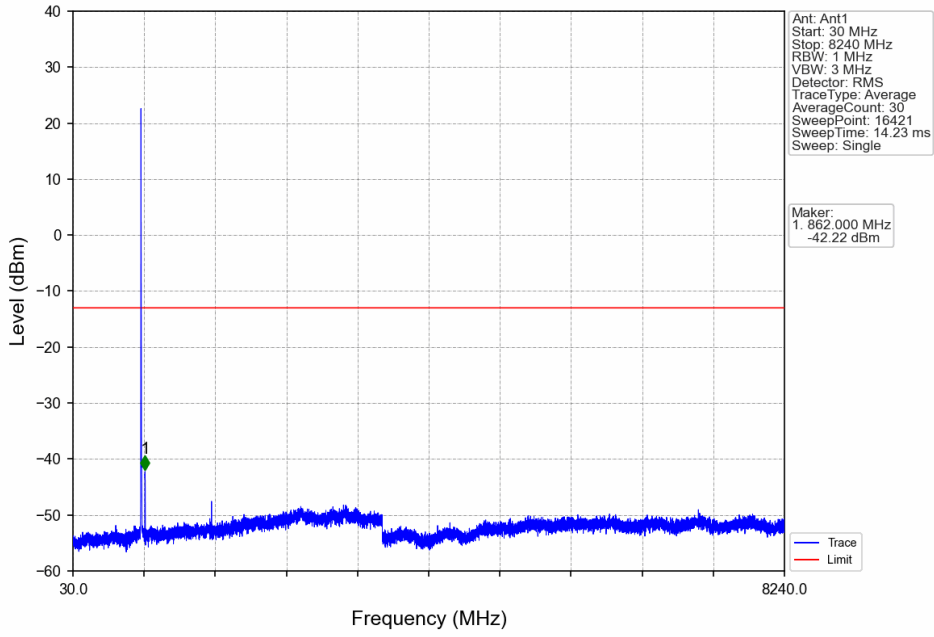
Band26a_5MHz_16QAM_LCH_816.5MHz_RB_1_0_NTNV



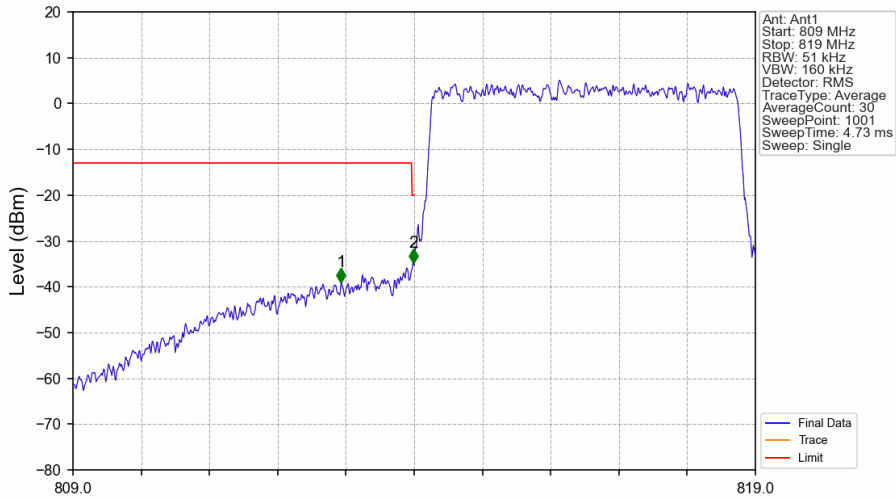
Band26a_5MHz_16QAM_LCH_816.5MHz_RB_1_0_NTNV



Band26a_5MHz_16QAM_LCH_816.5MHz_RB_1_0_NTNV

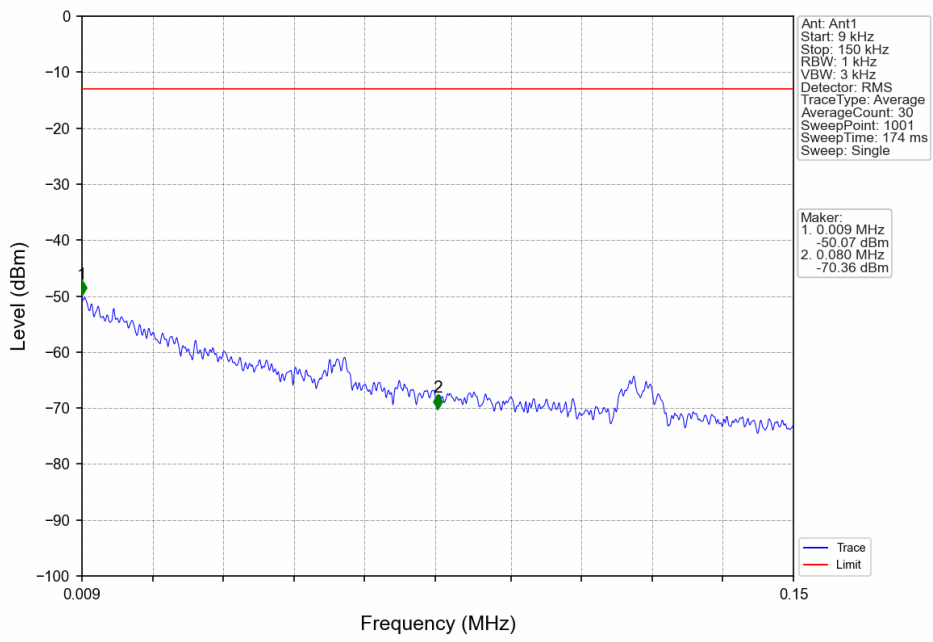


Band26a_5MHz_16QAM_LCH_816.5MHz_RB_25_0_NTNV

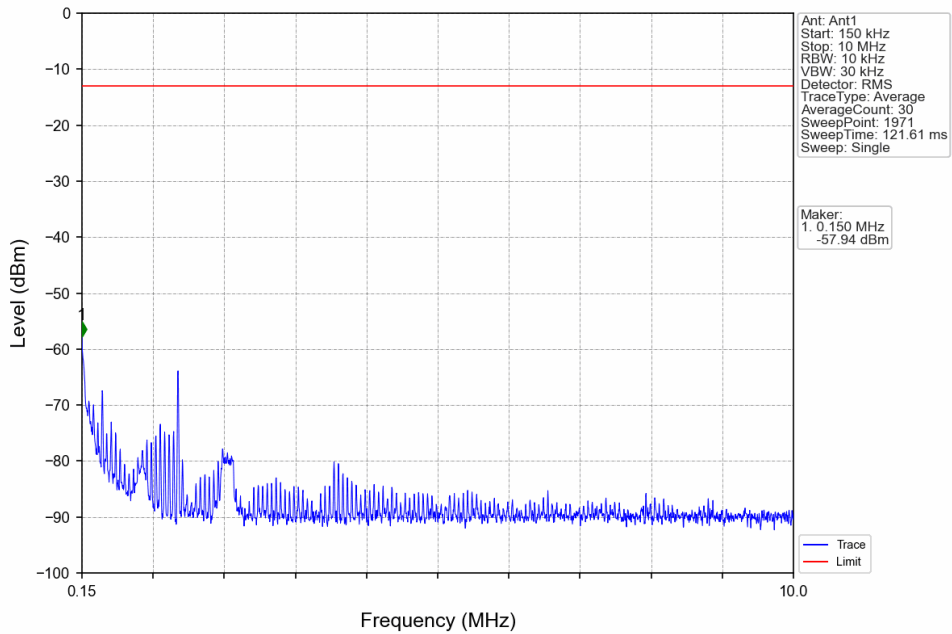


Start (MHz)	Stop (MHz)	RBW (MHz)	Method	Marker No.	Freq (MHz)	Level (dBm)	Limit (dBm)	Result
809	813	0.1	/	1	812.930	-39.01	-13	Pass
813	814	0.051	/	2	813.990	-34.78	-20	Pass
814	819	0.051	/	/	/	/	/	/

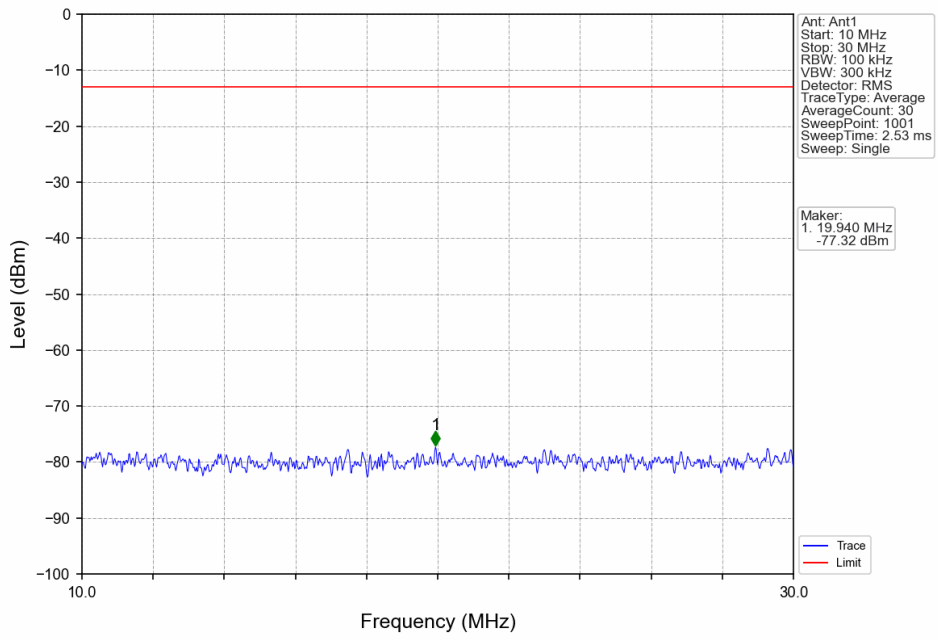
Band26a_5MHz_16QAM_MCH_819MHz_RB_1_0_NTNV



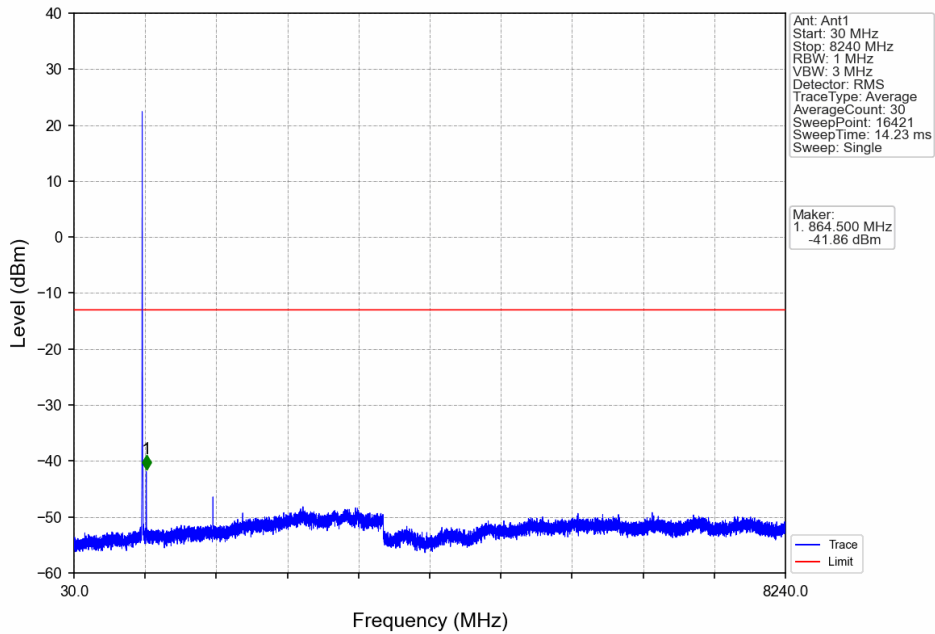
Band26a_5MHz_16QAM_MCH_819MHz_RB_1_0_NTNV



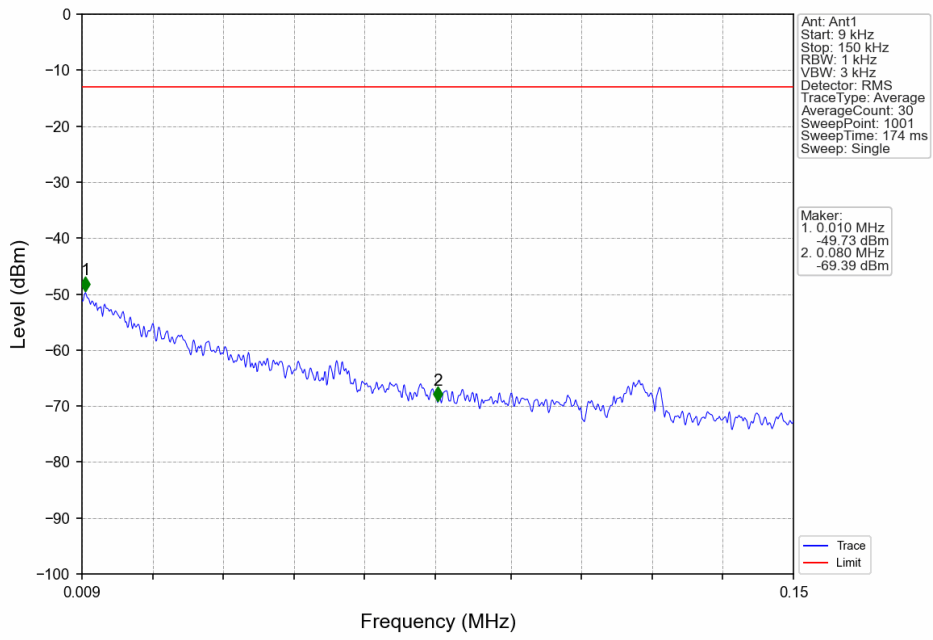
Band26a_5MHz_16QAM_MCH_819MHz_RB_1_0_NTNV



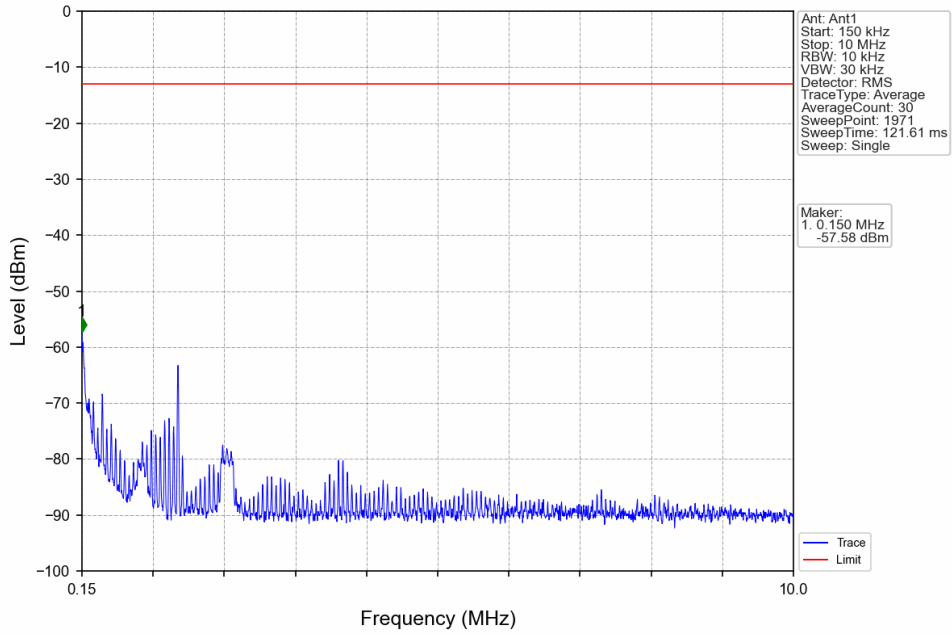
Band26a_5MHz_16QAM_MCH_819MHz_RB_1_0_NTNV



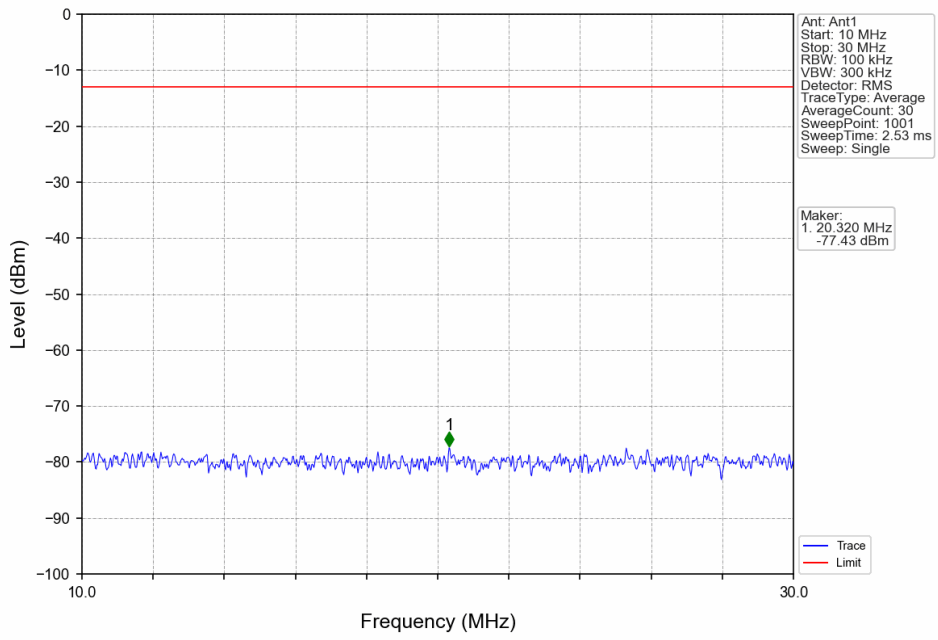
Band26a_5MHz_16QAM_HCH_821.5MHz_RB_1_0_NTNV



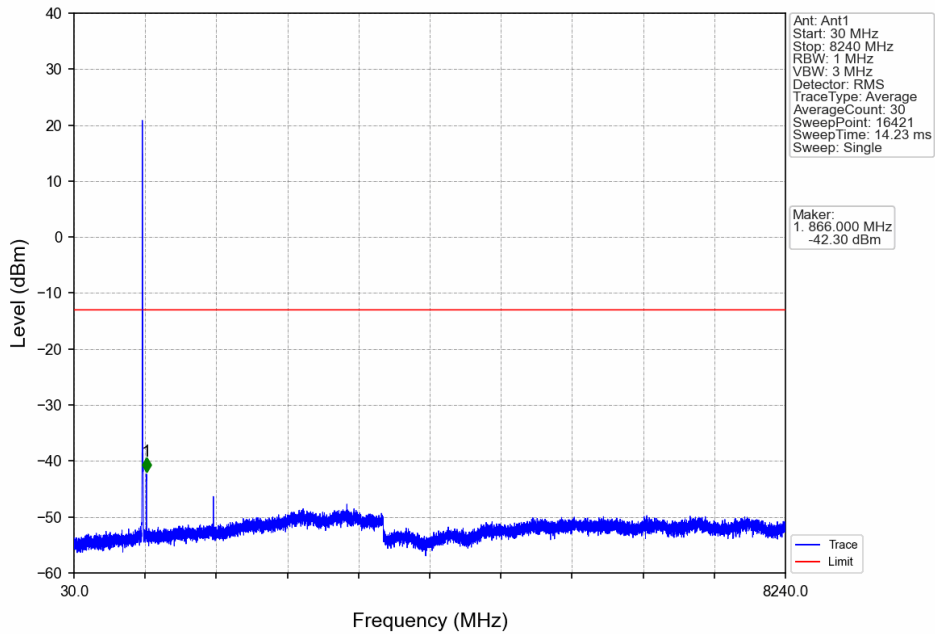
Band26a_5MHz_16QAM_HCH_821.5MHz_RB_1_0_NTNV



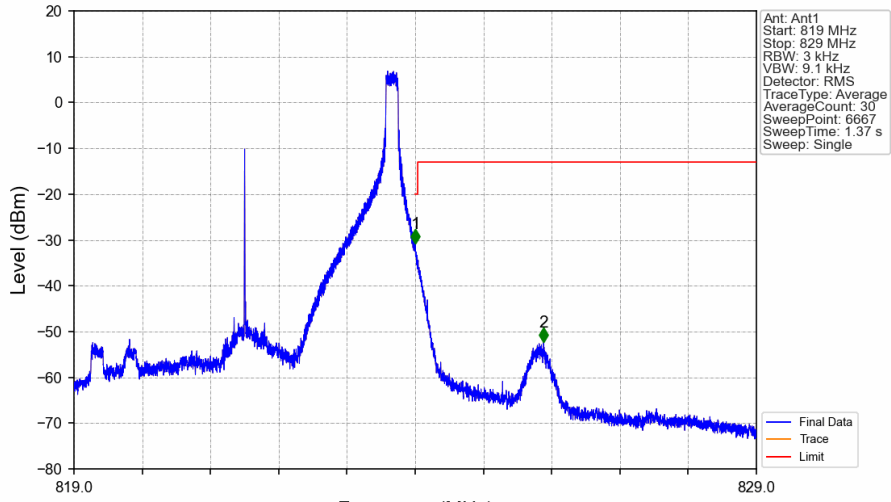
Band26a_5MHz_16QAM_HCH_821.5MHz_RB_1_0_NTNV



Band26a_5MHz_16QAM_HCH_821.5MHz_RB_1_0_NTNV

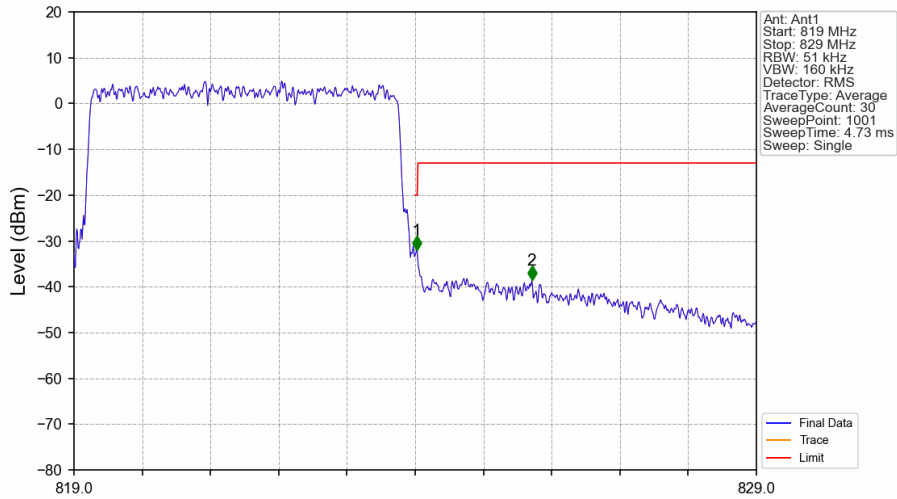


Band26a_5MHz_16QAM_HCH_821.5MHz_RB_1_24_NTNV



Start (MHz)	Stop (MHz)	RBW (MHz)	Method	Marker No.	Freq (MHz)	Level (dBm)	Limit (dBm)	Result
819	824	0.003	/	/	/	/	/	/
824	825	0.003	/	1	824.001	-30.87	-20	Pass
825	829	0.1	/	2	825.881	-52.33	-13	Pass

Band26a_5MHz_16QAM_HCH_821.5MHz_RB_25_0_NTNV



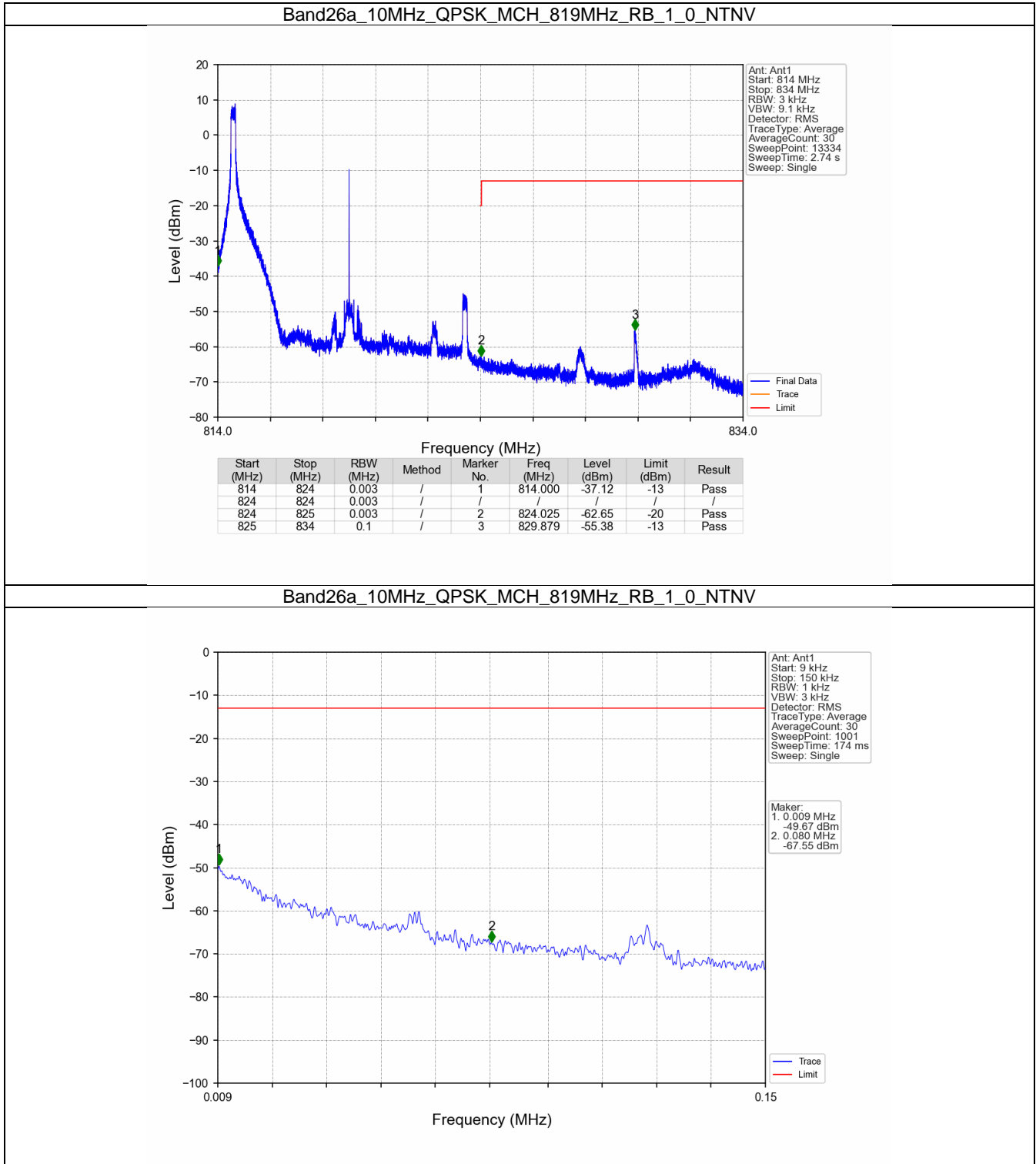
Start (MHz)	Stop (MHz)	RBW (MHz)	Method	Marker No.	Freq (MHz)	Level (dBm)	Limit (dBm)	Result
819	824	0.051	/	/	/	/	/	/
824	825	0.051	/	1	824.020	-32.09	-20	Pass
825	829	0.1	/	2	825.710	-38.62	-13	Pass

6.4 B26a_10MHz

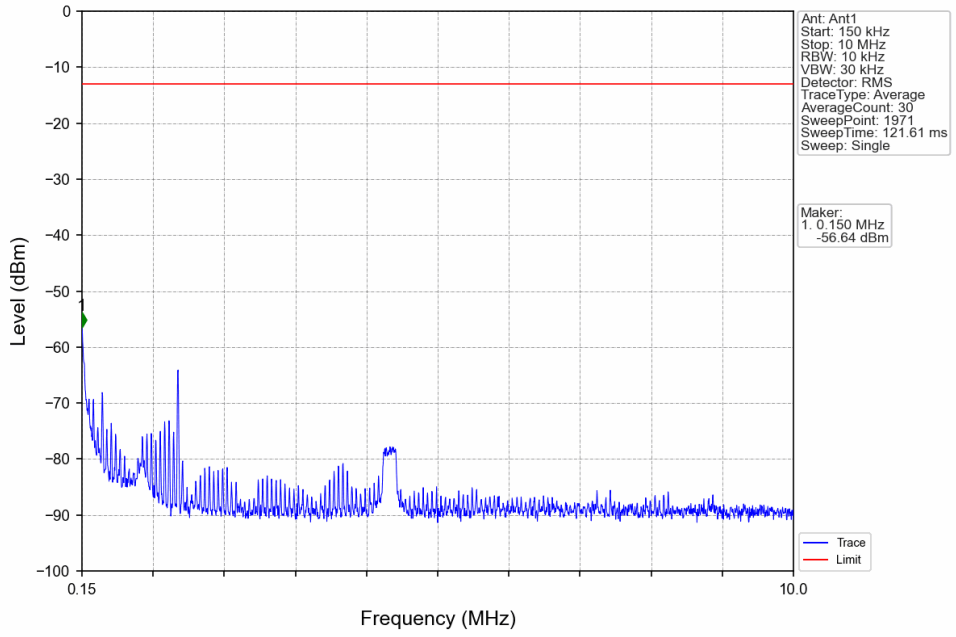
6.4.1 Test Result

Band: 26a / Bandwidth: 10MHz / NTV						
Modulation	Frequency (MHz)	RB Allocation		Spurious Emission		Verdict
		Size	Offset	Result	Limit	
QPSK	819	1	0	Refer To Test Graph		Pass
			49	Refer To Test Graph		Pass
		50	0	Refer To Test Graph		Pass
16QAM	819	1	0	Refer To Test Graph		Pass
			49	Refer To Test Graph		Pass
		50	0	Refer To Test Graph		Pass

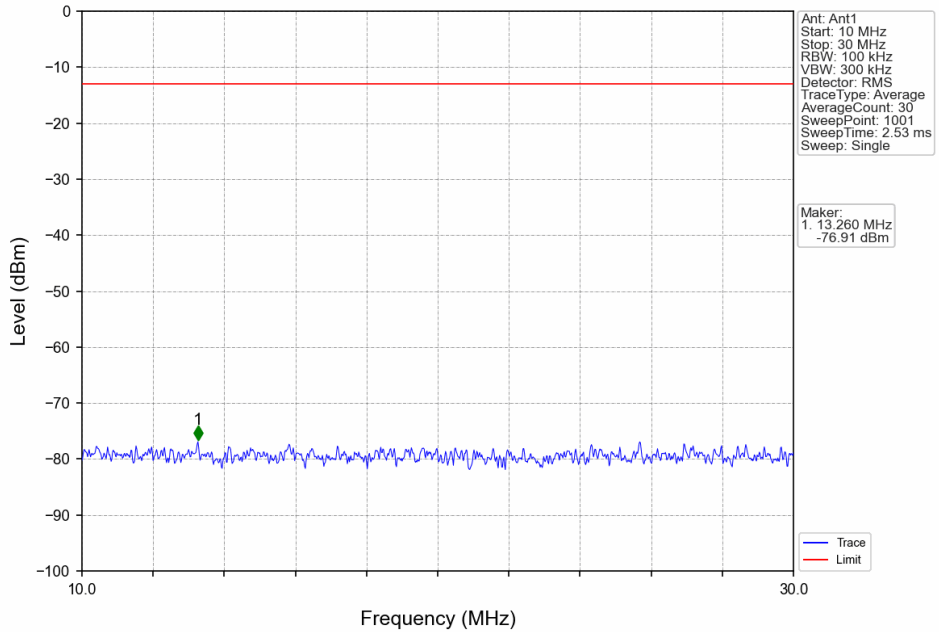
6.4.2 Test Graph



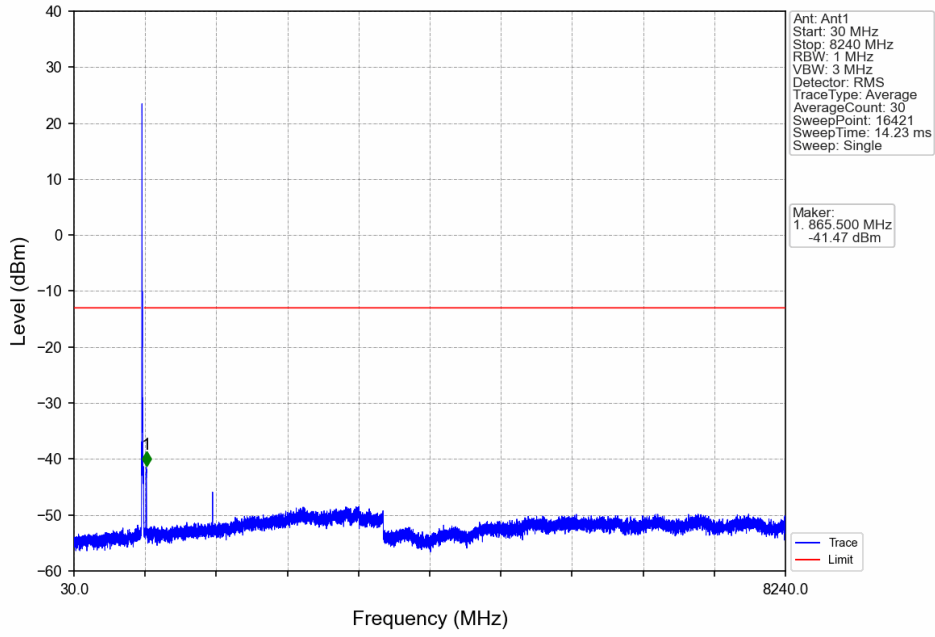
Band26a_10MHz_QPSK_MCH_819MHz_RB_1_0_NTNV



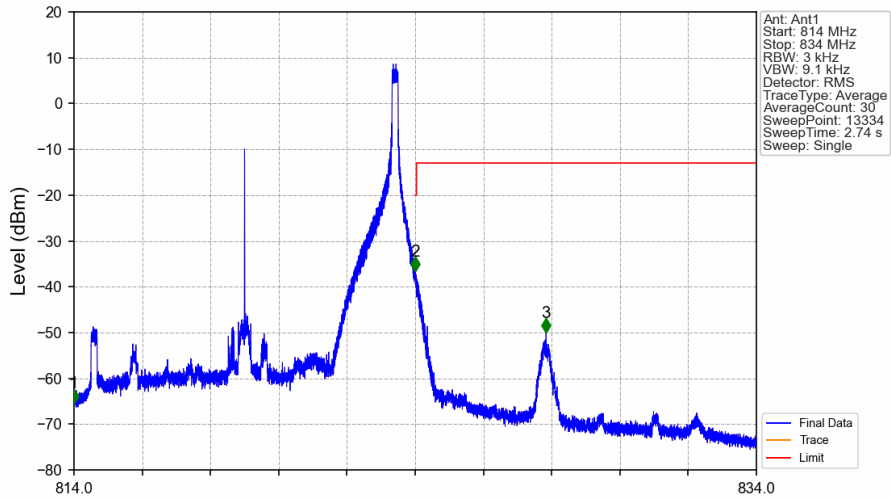
Band26a_10MHz_QPSK_MCH_819MHz_RB_1_0_NTNV



Band26a_10MHz_QPSK_MCH_819MHz_RB_1_0_NTNV

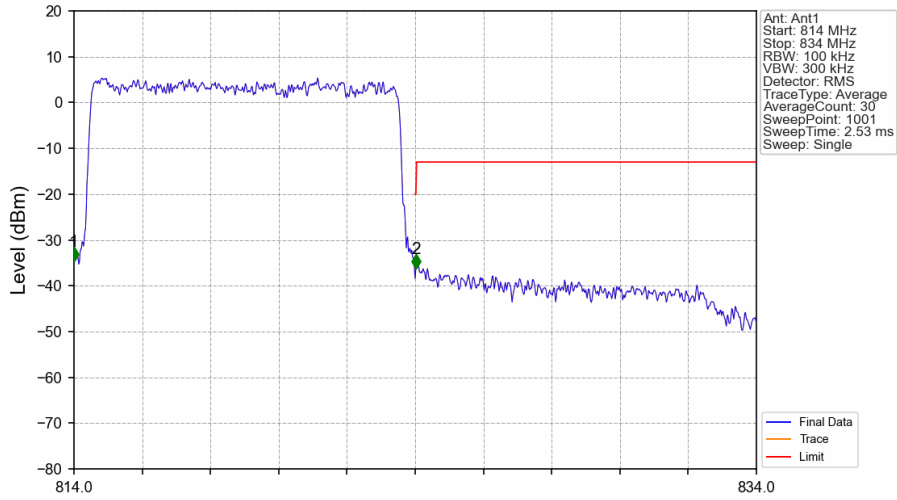


Band26a_10MHz_QPSK_MCH_819MHz_RB_1_49_NTNV



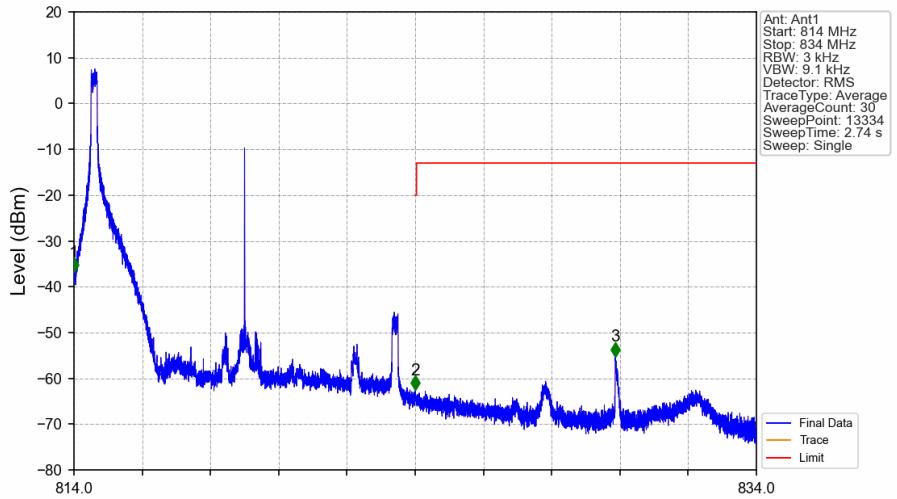
Start (MHz)	Stop (MHz)	RBW (MHz)	Method	Marker No.	Freq (MHz)	Level (dBm)	Limit (dBm)	Result
814	824	0.003	/	1	814.000	-65.47	-13	Pass
824	825	0.003	/	2	824.002	-36.65	-20	Pass
825	834	0.1	/	3	827.836	-50.02	-13	Pass

Band26a_10MHz_QPSK_MCH_819MHz_RB_50_0_NTNV



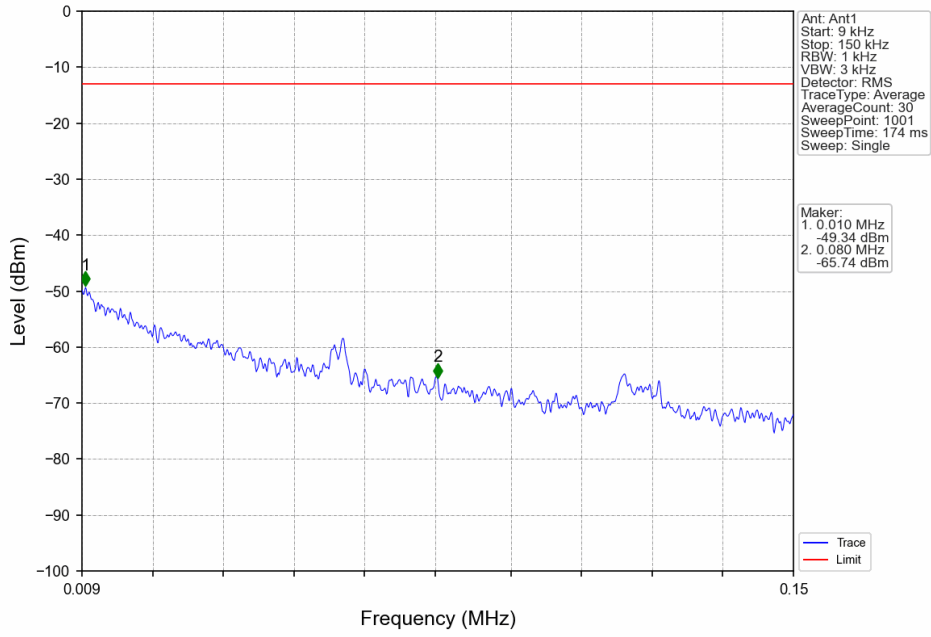
Start (MHz)	Stop (MHz)	RBW (MHz)	Method	Marker No.	Freq (MHz)	Level (dBm)	Limit (dBm)	Result
814	824	0.1	/	1	814.000	-34.68	-13	Pass
824	824	0.1	/	/	/	/	/	/
824	834	0.1	/	2	824.020	-36.26	-20	Pass

Band26a_10MHz_16QAM_MCH_819MHz_RB_1_0_NTNV

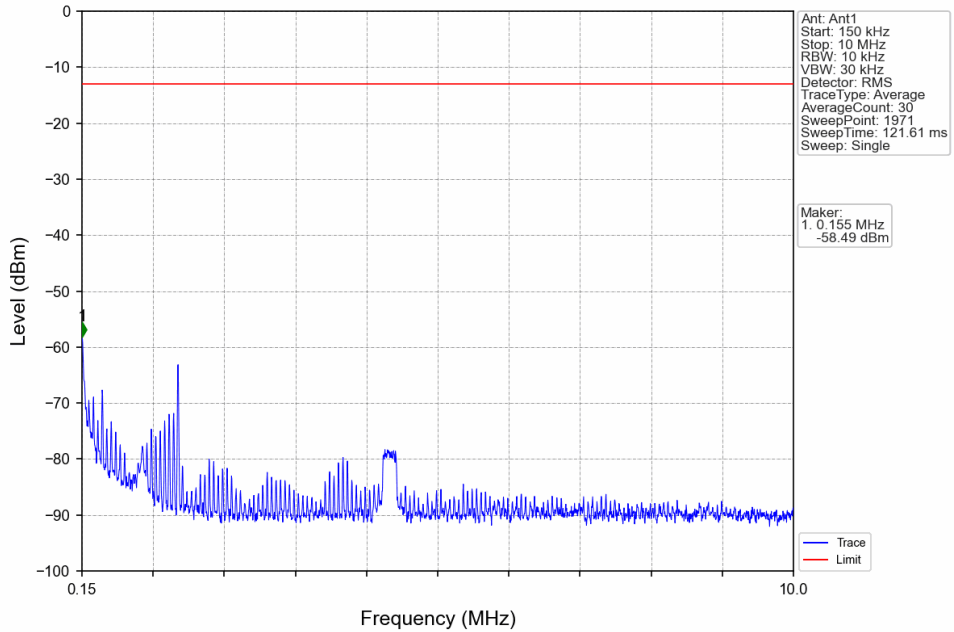


Start (MHz)	Stop (MHz)	RBW (MHz)	Method	Marker No.	Freq (MHz)	Level (dBm)	Limit (dBm)	Result
814	824	0.003	/	1	814.000	-36.78	-13	Pass
824	824	0.003	/	/	/	/	/	/
824	825	0.003	/	2	824.005	-62.53	-20	Pass
825	834	0.1	/	3	829.867	-55.25	-13	Pass

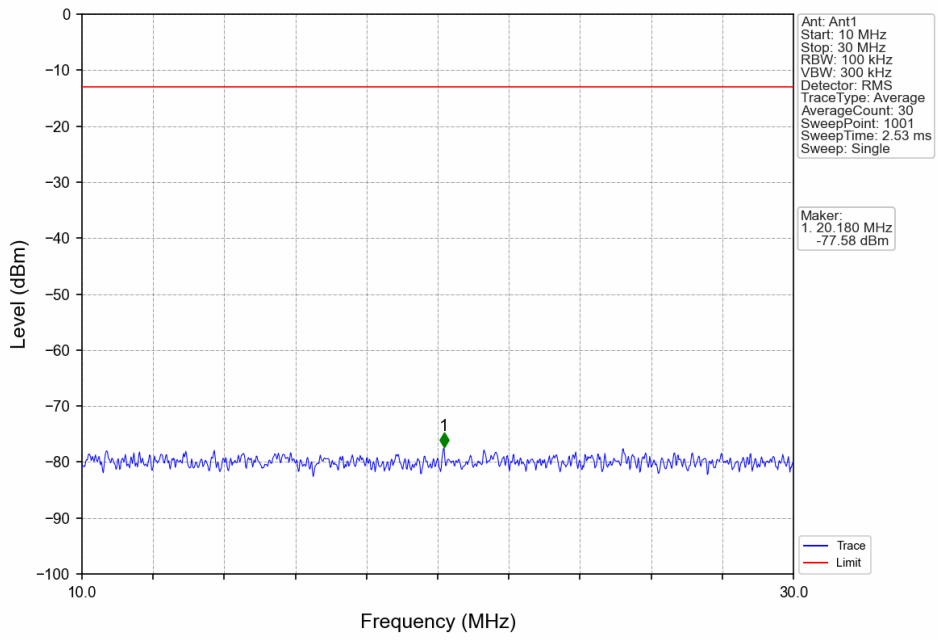
Band26a_10MHz_16QAM_MCH_819MHz_RB_1_0_NTNV



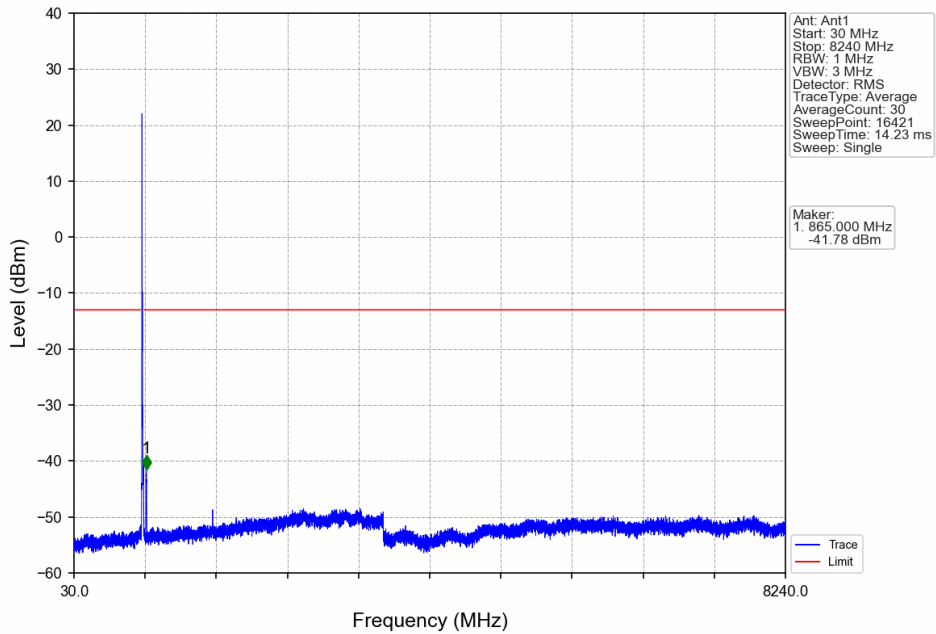
Band26a_10MHz_16QAM_MCH_819MHz_RB_1_0_NTNV



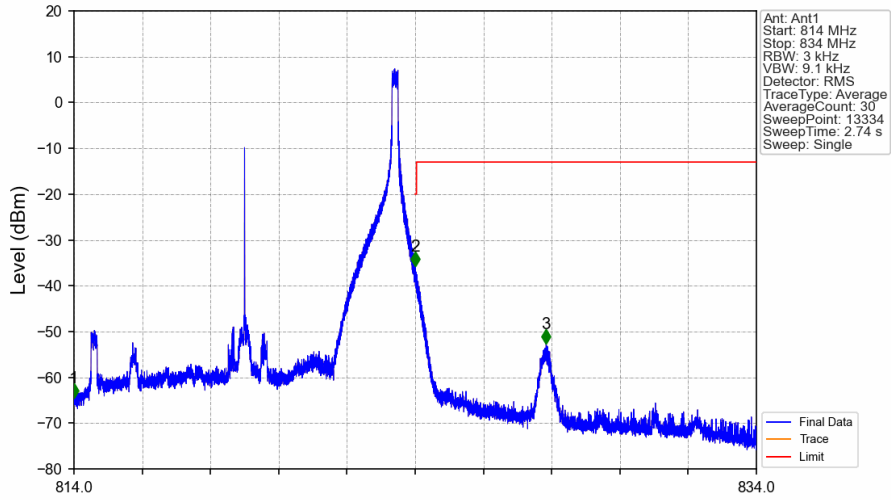
Band26a_10MHz_16QAM_MCH_819MHz_RB_1_0_NTNV



Band26a_10MHz_16QAM_MCH_819MHz_RB_1_0_NTNV

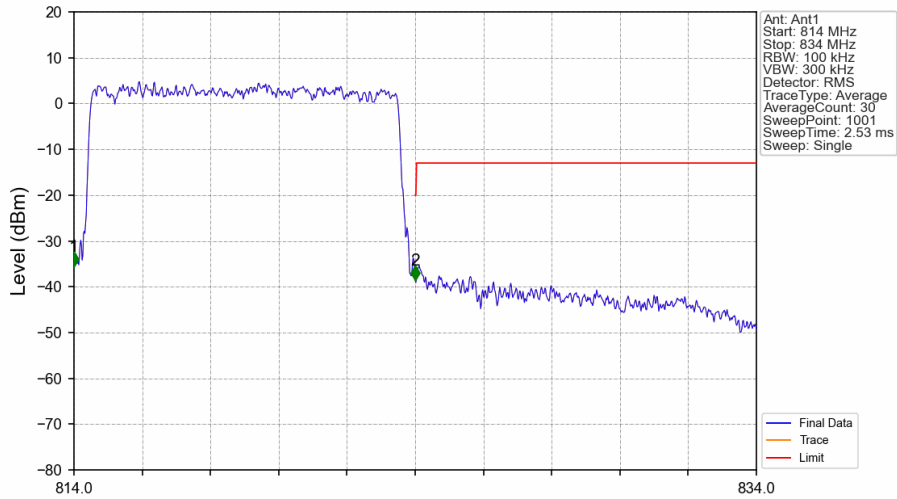


Band26a_10MHz_16QAM_MCH_819MHz_RB_1_49_NTNV



Start (MHz)	Stop (MHz)	RBW (MHz)	Method	Marker No.	Freq (MHz)	Level (dBm)	Limit (dBm)	Result
814	824	0.003	/	1	814.000	-64.54	-13	Pass
824	825	0.003	/	2	824.001	-35.74	-20	Pass
825	834	0.1	/	3	827.838	-52.73	-13	Pass

Band26a_10MHz_16QAM_MCH_819MHz_RB_50_0_NTNV



Start (MHz)	Stop (MHz)	RBW (MHz)	Method	Marker No.	Freq (MHz)	Level (dBm)	Limit (dBm)	Result
814	824	0.1	/	1	814.000	-35.51	-13	Pass
824	834	0.1	/	2	824.000	-38.61	-20	Pass

7. Form731

7.1 Form731_Power

7.1.1 Test Result

Band	BW	Lower Freq	High Freq	MAX Power (W)	Value	Hz/ppm	Emission Designator	Rule Parts	MAX Power (dBm)
26a	1.4	814.7	823.3	0.2089	0.0142	ppm	1M11G7D	/	23.20
26a	1.4	814.7	823.3	0.1718	0.0191	ppm	1M11W7D	/	22.35
26a	3	815.5	822.5	0.2178	0.0139	ppm	2M73G7D	/	23.38
26a	3	815.5	822.5	0.1928	0.0119	ppm	2M72W7D	/	22.85
26a	5	816.5	821.5	0.2056	0.0144	ppm	4M55G7D	/	23.13
26a	5	816.5	821.5	0.1718	0.0154	ppm	4M56W7D	/	22.35
26a	10	819	819	0.2143	0.0097	ppm	9M02G7D	/	23.31
26a	10	819	819	0.1919	0.0095	ppm	9M03W7D	/	22.83

7.2 Form731_ERP

7.2.1 Test Result

Band	BW	Lower Freq	High Freq	MAX Power (W)	Value	Hz/ppm	Emission Designator	Rule Parts	MAX Power (dBm)
26a	1.4	814.7	823.3	0.1445	0.0142	ppm	1M11G7D	/	21.60
26a	1.4	814.7	823.3	0.1189	0.0191	ppm	1M11W7D	/	20.75
26a	3	815.5	822.5	0.1507	0.0139	ppm	2M73G7D	/	21.78
26a	3	815.5	822.5	0.1334	0.0119	ppm	2M72W7D	/	21.25
26a	5	816.5	821.5	0.1422	0.0144	ppm	4M55G7D	/	21.53
26a	5	816.5	821.5	0.1189	0.0154	ppm	4M56W7D	/	20.75
26a	10	819	819	0.1483	0.0097	ppm	9M02G7D	/	21.71
26a	10	819	819	0.1327	0.0095	ppm	9M03W7D	/	21.23