



1. Effective (Isotropic) Radiated Power Output Data

1.1 Band2_EIRP

1.1.1 Test Result

Band: 2										
ENV	Mode		Frequency (MHz)	Conducted Power (dBm)	Gain (dbi)	EIRP (dBm)		Verdict		
	Network	Subset				Result	Limit			
NTNV	RMC	12.2kbps RMC	1852.4	22.26	0.38	22.64	<=33.01	Pass		
			1880	21.89	0.38	22.27	<=33.01	Pass		
			1907.6	21.74	0.38	22.12	<=33.01	Pass		
	HSDPA	Subtest 1-4	1852.4	19.89	0.38	20.27	<=33.01	Pass		
			1852.4	19.90	0.38	20.28	<=33.01	Pass		
			1852.4	19.92	0.38	20.30	<=33.01	Pass		
			1852.4	19.89	0.38	20.27	<=33.01	Pass		
			1880	19.69	0.38	20.07	<=33.01	Pass		
			1880	19.69	0.38	20.07	<=33.01	Pass		
			1880	19.66	0.38	20.04	<=33.01	Pass		
			1880	19.70	0.38	20.08	<=33.01	Pass		
			1907.6	19.42	0.38	19.80	<=33.01	Pass		
			1907.6	19.46	0.38	19.84	<=33.01	Pass		
			1907.6	19.43	0.38	19.81	<=33.01	Pass		
			1907.6	19.42	0.38	19.80	<=33.01	Pass		
			HSUPA	Subtest 1-5	1852.4	17.74	0.38	18.12	<=33.01	Pass
					1852.4	17.78	0.38	18.16	<=33.01	Pass
					1852.4	17.45	0.38	17.83	<=33.01	Pass
					1852.4	17.98	0.38	18.36	<=33.01	Pass
	1852.4	17.97			0.38	18.35	<=33.01	Pass		
	1880	17.38			0.38	17.76	<=33.01	Pass		
	1880	17.44			0.38	17.82	<=33.01	Pass		
	1880	17.12			0.38	17.50	<=33.01	Pass		
	1880	17.10			0.38	17.48	<=33.01	Pass		
	1880	17.65			0.38	18.03	<=33.01	Pass		
	1907.6	16.93			0.38	17.31	<=33.01	Pass		
	1907.6	16.97			0.38	17.35	<=33.01	Pass		
	1907.6	17.21			0.38	17.59	<=33.01	Pass		
	1907.6	17.44			0.38	17.82	<=33.01	Pass		
	1907.6	17.45	0.38	17.83	<=33.01	Pass				

Note1: EIRP=Conducted Power+Antenna Gain

2. Frequency Stability

2.1 Band2

2.1.1 Test Result

Band: 2						
Network	Frequency	Temp.	Voltage	Freq. Error	Freq. vs. Rated (ppm)	Verdict



	(MHz)	(°C)	(VDC)	(Hz)	Result	Limit	
RMC	1852.4	20	3.27	-15.593	-0.0084	-2.5 to 2.5	Pass
			3.85	-19.176	-0.0104	-2.5 to 2.5	Pass
			4.43	-16.916	-0.0091	-2.5 to 2.5	Pass
		-30	3.85	-15.600	-0.0084	-2.5 to 2.5	Pass
		-20	3.85	-16.851	-0.0091	-2.5 to 2.5	Pass
		-10	3.85	-15.471	-0.0084	-2.5 to 2.5	Pass
		0	3.85	-17.545	-0.0095	-2.5 to 2.5	Pass
		10	3.85	-17.731	-0.0096	-2.5 to 2.5	Pass
		30	3.85	-15.206	-0.0082	-2.5 to 2.5	Pass
		40	3.85	-15.514	-0.0084	-2.5 to 2.5	Pass
	50	3.85	-16.766	-0.0091	-2.5 to 2.5	Pass	
	1880	20	3.27	-16.651	-0.0089	-2.5 to 2.5	Pass
			3.85	-14.369	-0.0076	-2.5 to 2.5	Pass
			4.43	-14.319	-0.0076	-2.5 to 2.5	Pass
		-30	3.85	-13.325	-0.0071	-2.5 to 2.5	Pass
		-20	3.85	-13.604	-0.0072	-2.5 to 2.5	Pass
		-10	3.85	-20.192	-0.0107	-2.5 to 2.5	Pass
		0	3.85	-13.354	-0.0071	-2.5 to 2.5	Pass
		10	3.85	-14.384	-0.0077	-2.5 to 2.5	Pass
		30	3.85	-16.215	-0.0086	-2.5 to 2.5	Pass
		40	3.85	-18.890	-0.0100	-2.5 to 2.5	Pass
	50	3.85	-15.099	-0.0080	-2.5 to 2.5	Pass	
	1907.6	20	3.27	-13.690	-0.0072	-2.5 to 2.5	Pass
			3.85	-14.198	-0.0074	-2.5 to 2.5	Pass
			4.43	-13.647	-0.0072	-2.5 to 2.5	Pass
		-30	3.85	-10.364	-0.0054	-2.5 to 2.5	Pass
		-20	3.85	-11.015	-0.0058	-2.5 to 2.5	Pass
		-10	3.85	-12.445	-0.0065	-2.5 to 2.5	Pass
		0	3.85	-10.808	-0.0057	-2.5 to 2.5	Pass
		10	3.85	-14.119	-0.0074	-2.5 to 2.5	Pass
30		3.85	-14.749	-0.0077	-2.5 to 2.5	Pass	
40		3.85	-18.582	-0.0097	-2.5 to 2.5	Pass	
50	3.85	-8.404	-0.0044	-2.5 to 2.5	Pass		
HSDPA	1852.4	20	3.27	-14.198	-0.0077	-2.5 to 2.5	Pass
			3.85	-14.391	-0.0078	-2.5 to 2.5	Pass
			4.43	-11.144	-0.0060	-2.5 to 2.5	Pass
		-30	3.85	-10.586	-0.0057	-2.5 to 2.5	Pass
		-20	3.85	-12.259	-0.0066	-2.5 to 2.5	Pass
		-10	3.85	-10.715	-0.0058	-2.5 to 2.5	Pass
		0	3.85	-10.507	-0.0057	-2.5 to 2.5	Pass
		10	3.85	-13.433	-0.0073	-2.5 to 2.5	Pass
		30	3.85	-11.351	-0.0061	-2.5 to 2.5	Pass
		40	3.85	-6.645	-0.0036	-2.5 to 2.5	Pass
	50	3.85	-7.653	-0.0041	-2.5 to 2.5	Pass	
	1880	20	3.27	-11.501	-0.0061	-2.5 to 2.5	Pass
			3.85	-15.178	-0.0081	-2.5 to 2.5	Pass
			4.43	-16.637	-0.0088	-2.5 to 2.5	Pass
		-30	3.85	-15.628	-0.0083	-2.5 to 2.5	Pass
		-20	3.85	-13.933	-0.0074	-2.5 to 2.5	Pass
		-10	3.85	-18.625	-0.0099	-2.5 to 2.5	Pass
		0	3.85	-17.209	-0.0092	-2.5 to 2.5	Pass
10		3.85	-15.249	-0.0081	-2.5 to 2.5	Pass	



		30	3.85	-18.039	-0.0096	-2.5 to 2.5	Pass
		40	3.85	-16.623	-0.0088	-2.5 to 2.5	Pass
		50	3.85	-19.283	-0.0103	-2.5 to 2.5	Pass
	1907.6	20	3.27	-9.613	-0.0050	-2.5 to 2.5	Pass
			3.85	-14.327	-0.0075	-2.5 to 2.5	Pass
			4.43	-17.045	-0.0089	-2.5 to 2.5	Pass
		-30	3.85	-15.757	-0.0083	-2.5 to 2.5	Pass
		-20	3.85	-20.149	-0.0106	-2.5 to 2.5	Pass
		-10	3.85	-12.574	-0.0066	-2.5 to 2.5	Pass
		0	3.85	-18.775	-0.0098	-2.5 to 2.5	Pass
		10	3.85	-18.590	-0.0097	-2.5 to 2.5	Pass
		30	3.85	-15.607	-0.0082	-2.5 to 2.5	Pass
		40	3.85	-17.524	-0.0092	-2.5 to 2.5	Pass
50	3.85	-15.557	-0.0082	-2.5 to 2.5	Pass		
HSUPA	1852.4	20	3.27	-9.120	-0.0049	-2.5 to 2.5	Pass
			3.85	-13.962	-0.0075	-2.5 to 2.5	Pass
			4.43	-9.513	-0.0051	-2.5 to 2.5	Pass
		-30	3.85	-16.465	-0.0089	-2.5 to 2.5	Pass
		-20	3.85	-14.391	-0.0078	-2.5 to 2.5	Pass
		-10	3.85	-11.551	-0.0062	-2.5 to 2.5	Pass
		0	3.85	-9.634	-0.0052	-2.5 to 2.5	Pass
		10	3.85	-10.278	-0.0055	-2.5 to 2.5	Pass
		30	3.85	-9.227	-0.0050	-2.5 to 2.5	Pass
		40	3.85	-11.265	-0.0061	-2.5 to 2.5	Pass
	50	3.85	-10.157	-0.0055	-2.5 to 2.5	Pass	
	1880	20	3.27	-10.099	-0.0054	-2.5 to 2.5	Pass
			3.85	-10.793	-0.0057	-2.5 to 2.5	Pass
			4.43	-10.414	-0.0055	-2.5 to 2.5	Pass
		-30	3.85	-8.132	-0.0043	-2.5 to 2.5	Pass
		-20	3.85	-12.982	-0.0069	-2.5 to 2.5	Pass
		-10	3.85	-9.477	-0.0050	-2.5 to 2.5	Pass
		0	3.85	-11.065	-0.0059	-2.5 to 2.5	Pass
		10	3.85	-9.027	-0.0048	-2.5 to 2.5	Pass
		30	3.85	-14.699	-0.0078	-2.5 to 2.5	Pass
		40	3.85	-6.316	-0.0034	-2.5 to 2.5	Pass
	50	3.85	-7.932	-0.0042	-2.5 to 2.5	Pass	
	1907.6	20	3.27	-8.161	-0.0043	-2.5 to 2.5	Pass
			3.85	-11.551	-0.0061	-2.5 to 2.5	Pass
			4.43	-13.003	-0.0068	-2.5 to 2.5	Pass
		-30	3.85	-12.732	-0.0067	-2.5 to 2.5	Pass
		-20	3.85	-14.799	-0.0078	-2.5 to 2.5	Pass
		-10	3.85	-6.337	-0.0033	-2.5 to 2.5	Pass
		0	3.85	-6.723	-0.0035	-2.5 to 2.5	Pass
		10	3.85	-10.722	-0.0056	-2.5 to 2.5	Pass
30		3.85	-7.811	-0.0041	-2.5 to 2.5	Pass	
40		3.85	-13.325	-0.0070	-2.5 to 2.5	Pass	
50	3.85	-10.700	-0.0056	-2.5 to 2.5	Pass		



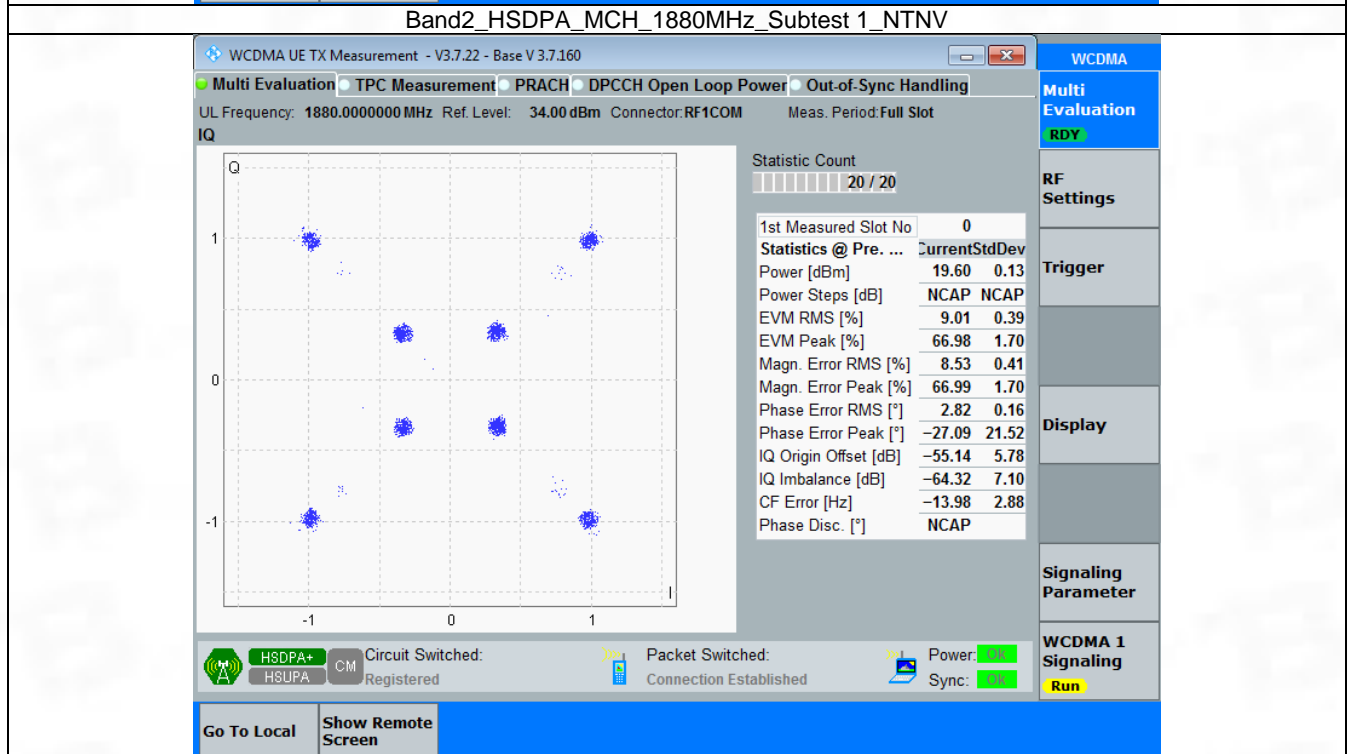
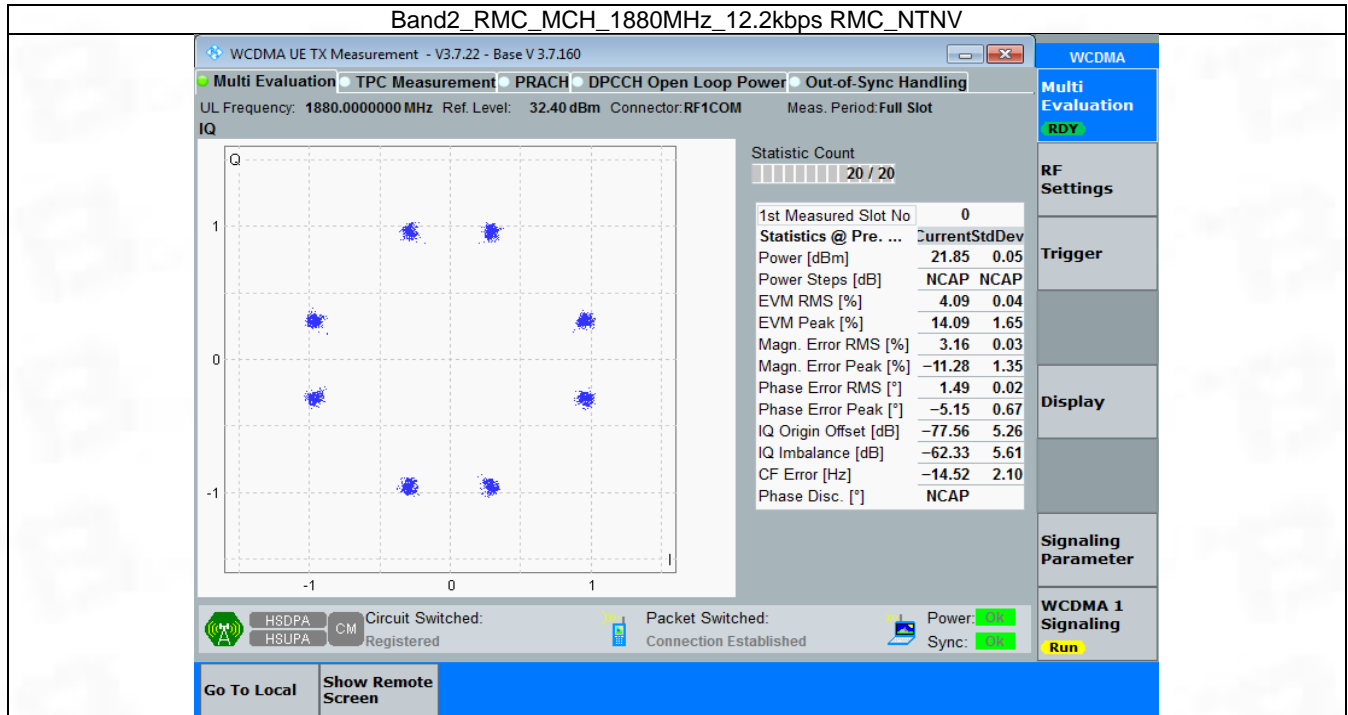
3. Modulation Characteristics

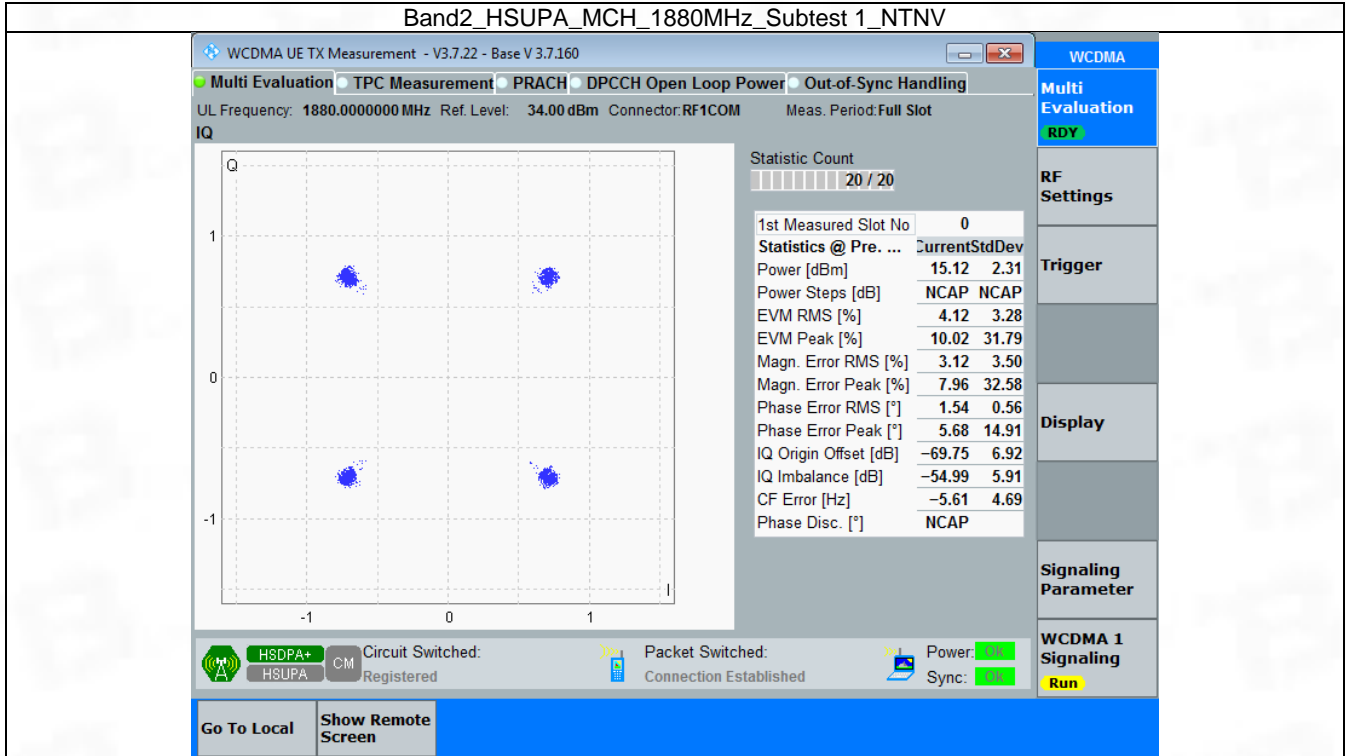
3.1 Band2

3.1.1 Test Result

Band: 2						
ENV	Mode		Frequency (MHz)	Modulation Characteristics		Verdict
	Network	Subset		Result	Limit	
NTNV	RMC	12.2kbps RMC	1880	Refer To Test Graph		Pass
	HSDPA	Subtest 1	1880	Refer To Test Graph		Pass
	HSUPA	Subtest 1	1880	Refer To Test Graph		Pass

3.1.2 Test Graph







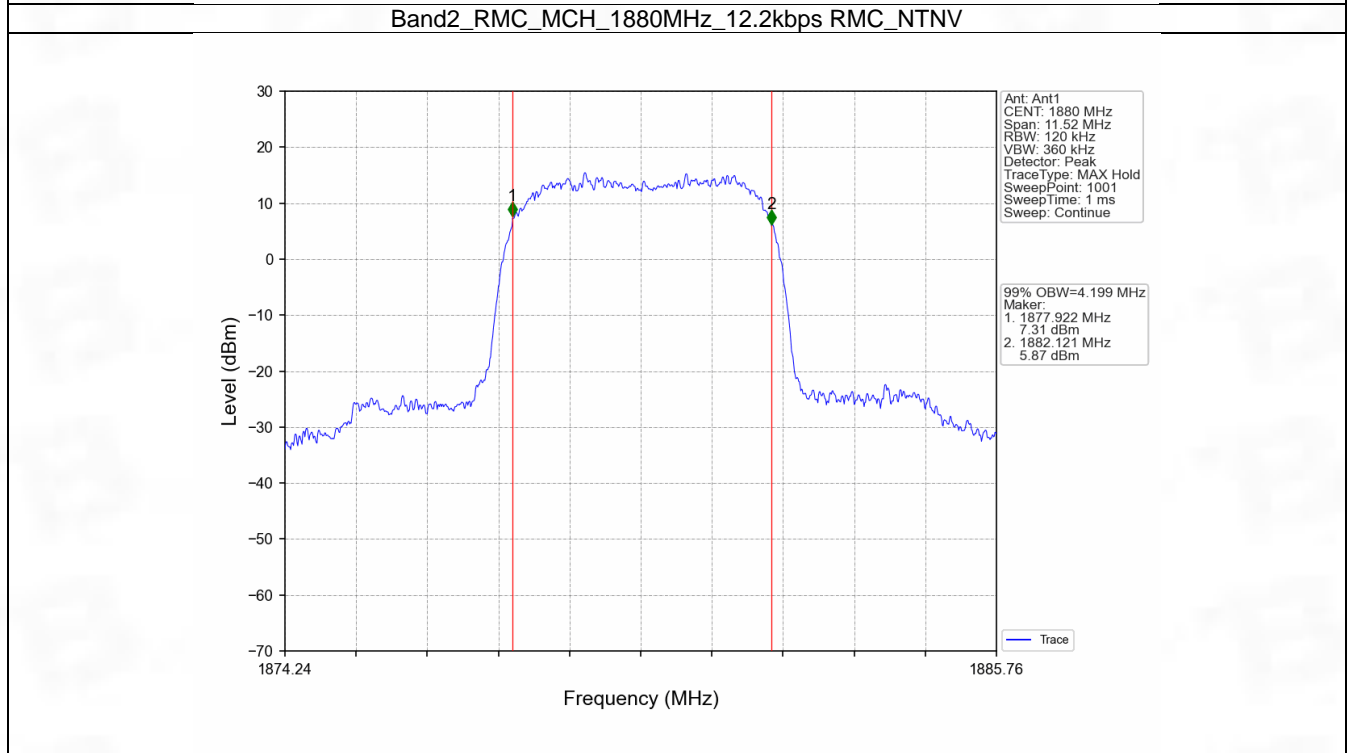
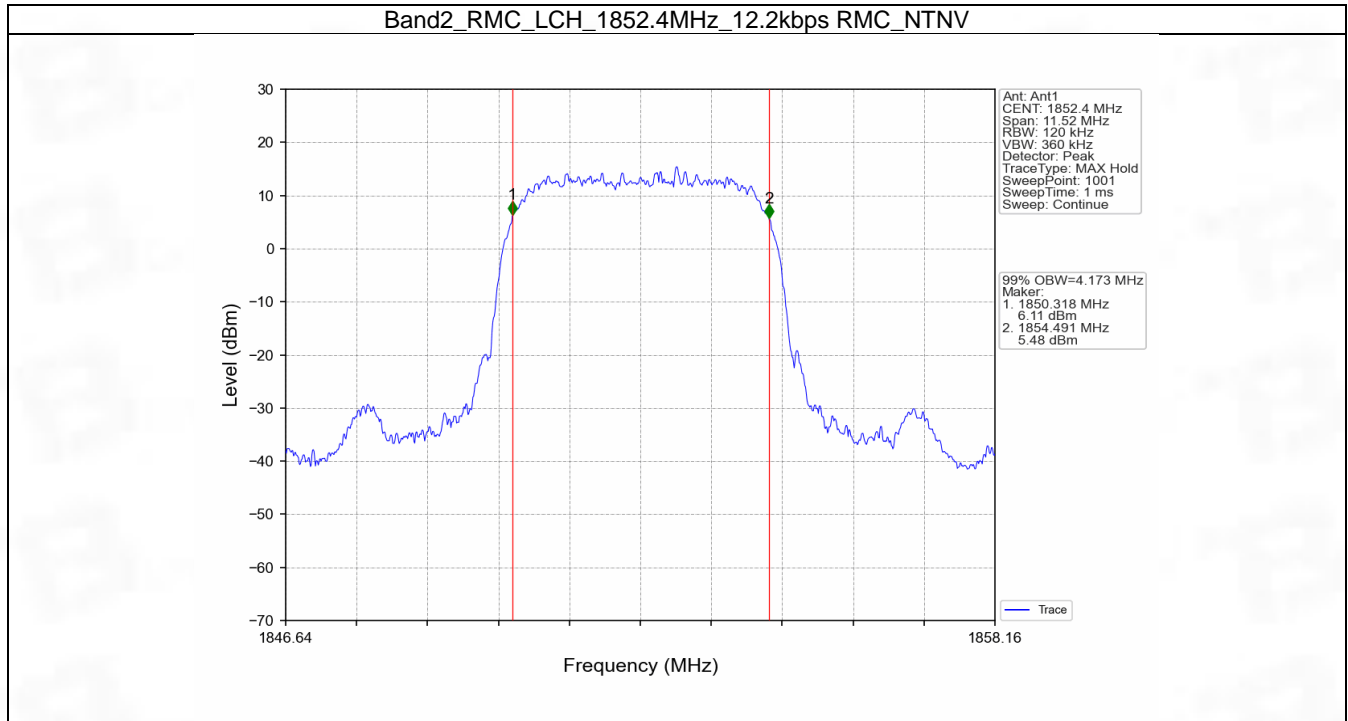
4. 99% & 26dB Bandwidth

4.1 Band2_OBW

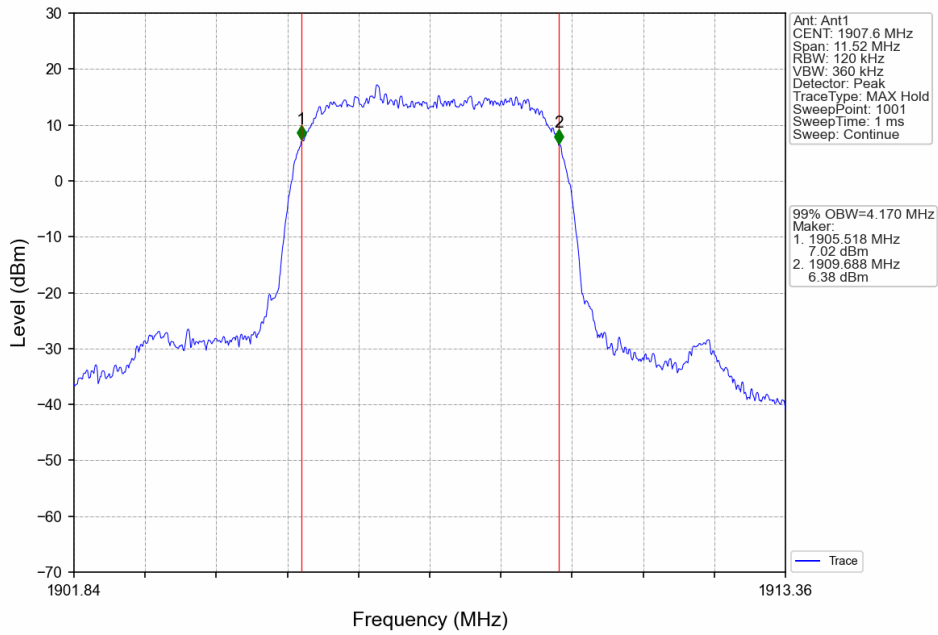
4.1.1 Test Result

Band: 2					
ENV	Mode		Frequency (MHz)	99% Occupied Bandwidth (MHz)	Verdict
	Network	Subset		Result	
NTNV	RMC	12.2kbps RMC	1852.4	4.173	Pass
			1880	4.199	Pass
			1907.6	4.170	Pass
	HSDPA	Subtest 1	1852.4	4.217	Pass
			1880	4.233	Pass
			1907.6	4.236	Pass
	HSUPA	Subtest 1	1852.4	4.248	Pass
			1880	4.234	Pass
			1907.6	4.206	Pass

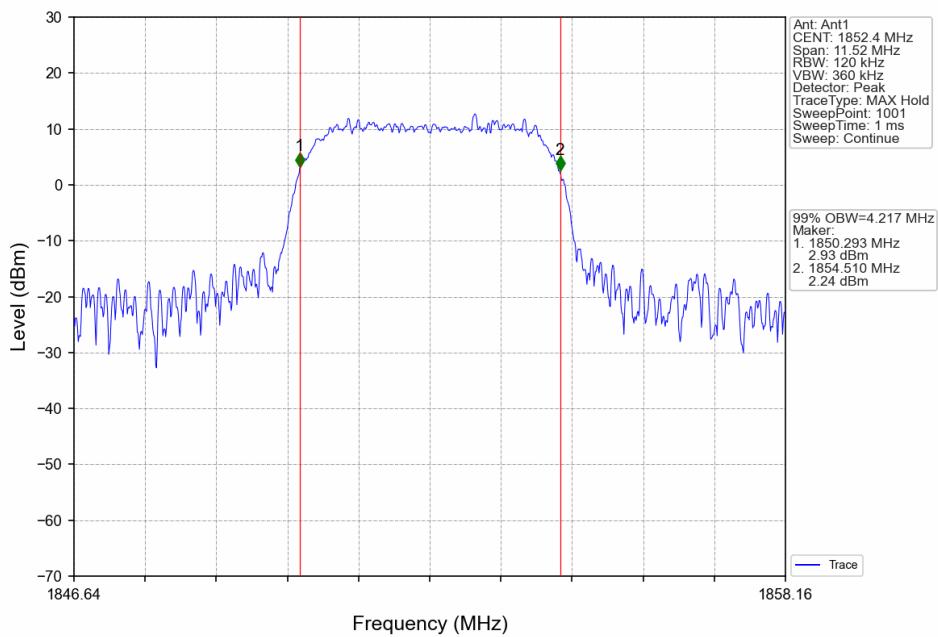
4.1.2 Test Graph



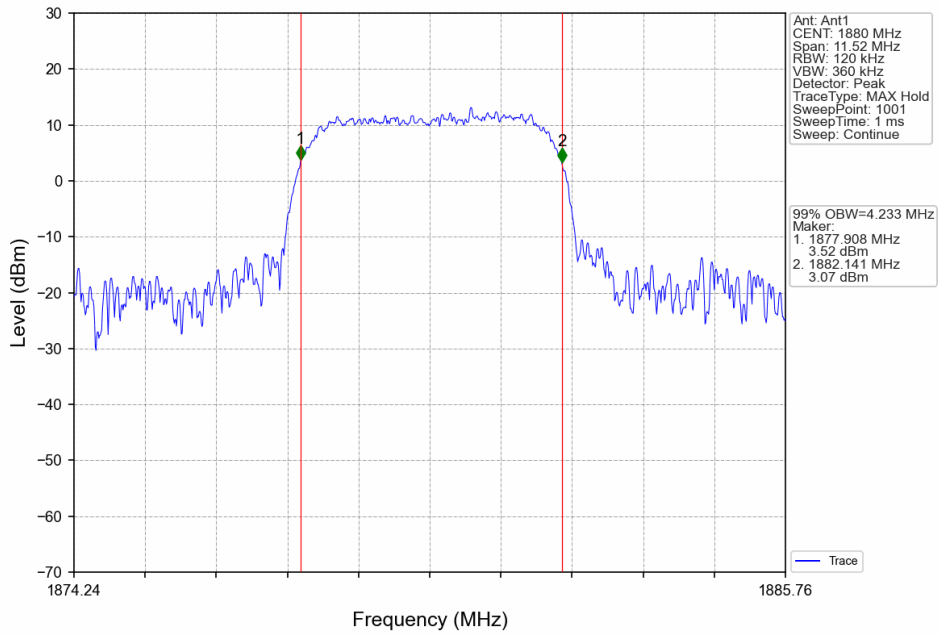
Band2_RMC_HCH_1907.6MHz_12.2kbps RMC_NTNV



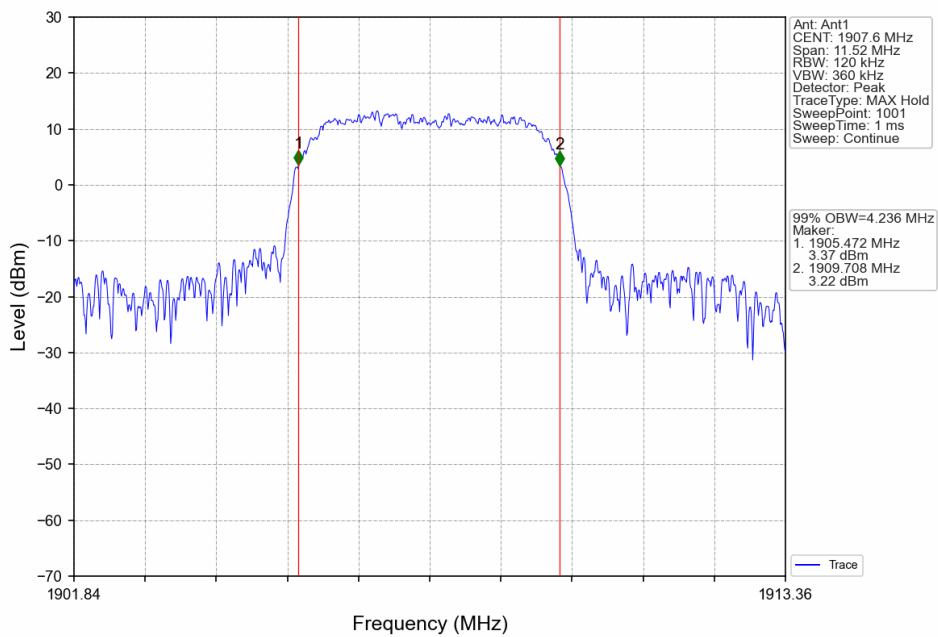
Band2_HSDPA_LCH_1852.4MHz_Subtest 1_NTNV



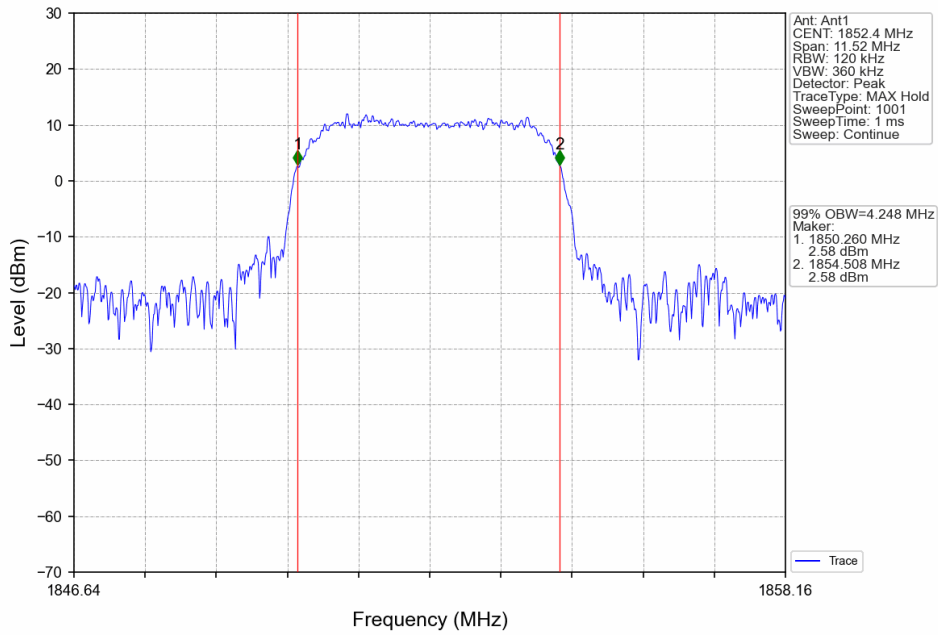
Band2_HSDPA_MCH_1880MHz_Subtest 1_NTNV



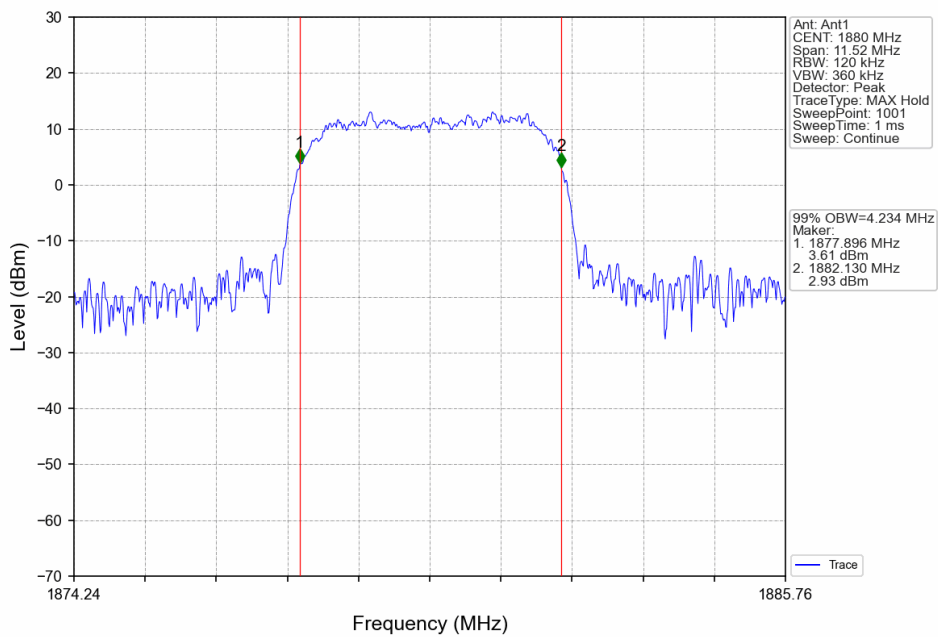
Band2_HSDPA_HCH_1907.6MHz_Subtest 1_NTNV

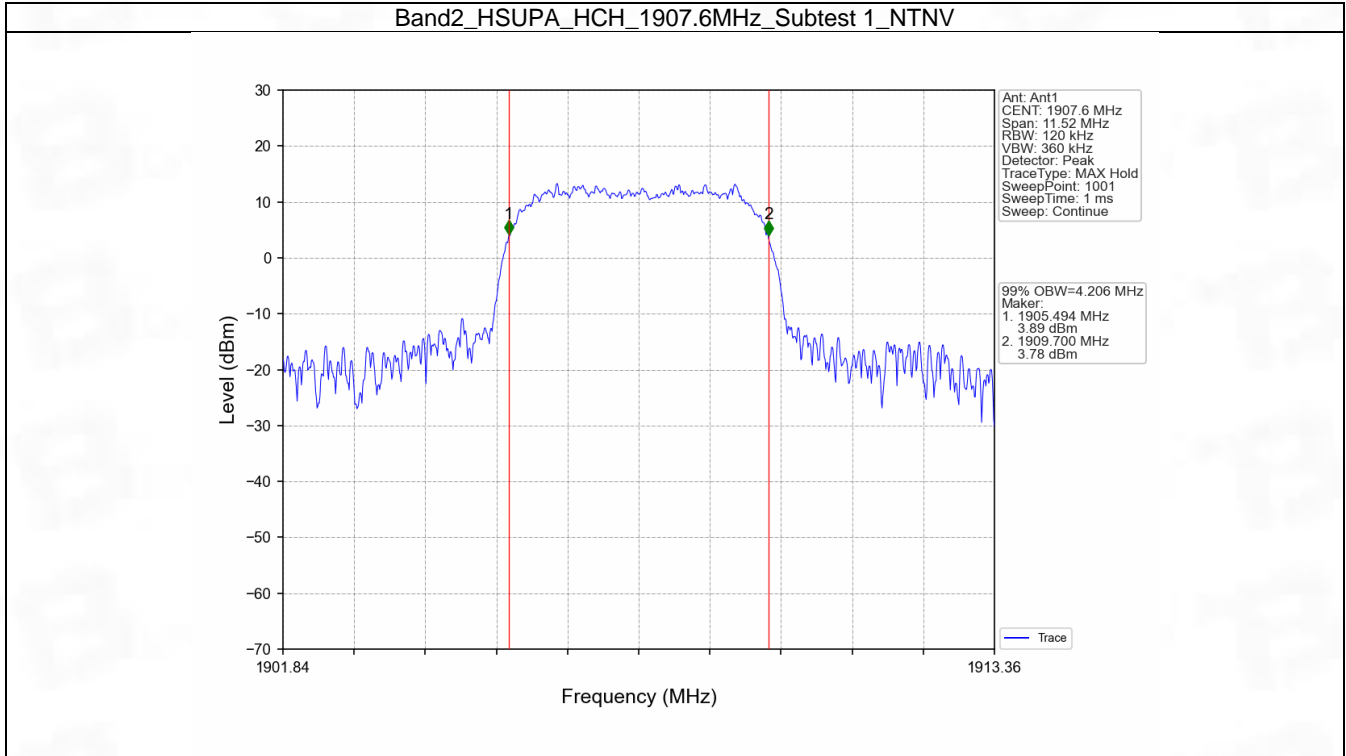


Band2_HSUPA_LCH_1852.4MHz_Subtest 1_NTNV



Band2_HSUPA_MCH_1880MHz_Subtest 1_NTNV





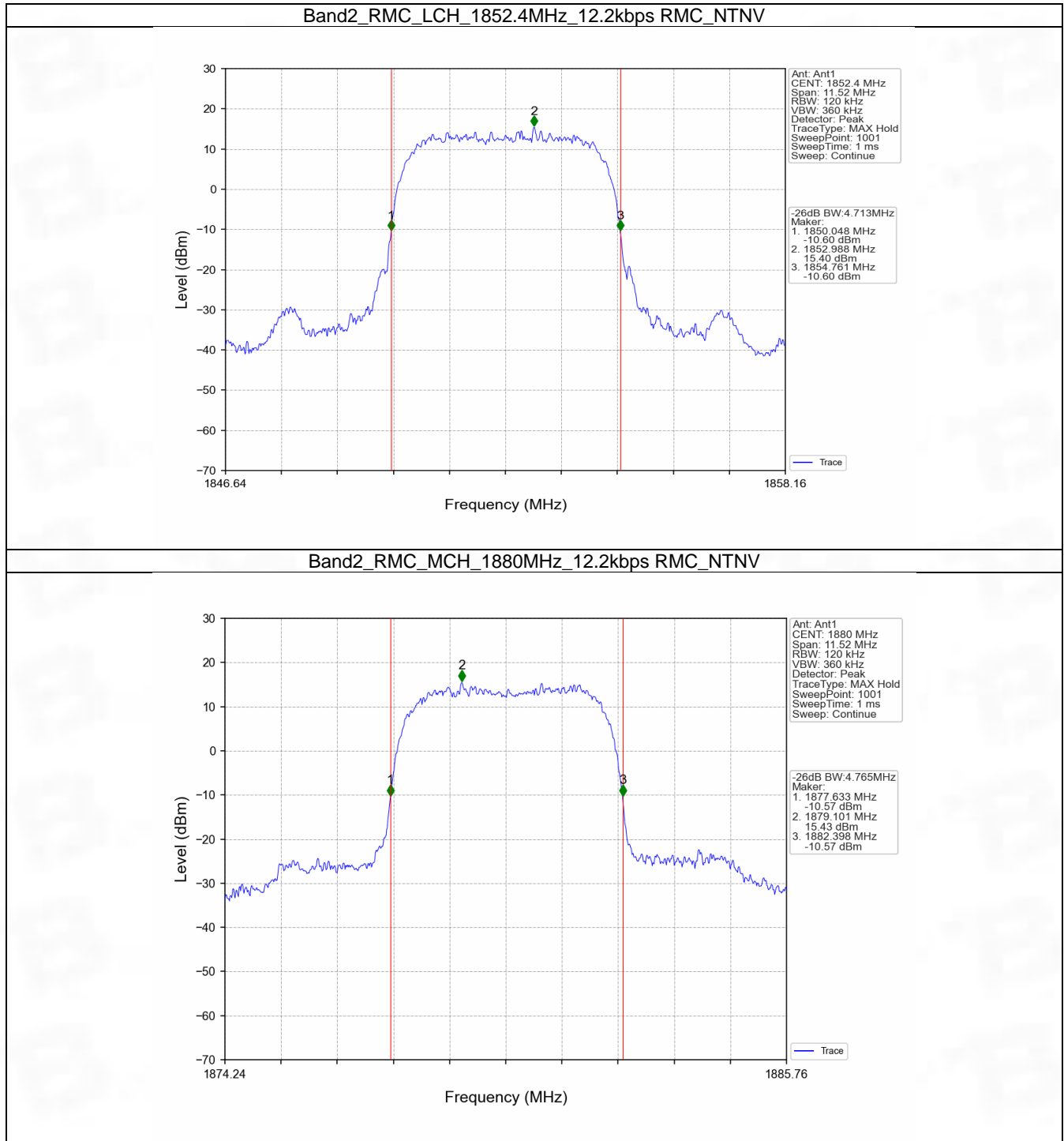


4.2 Band2_XDB

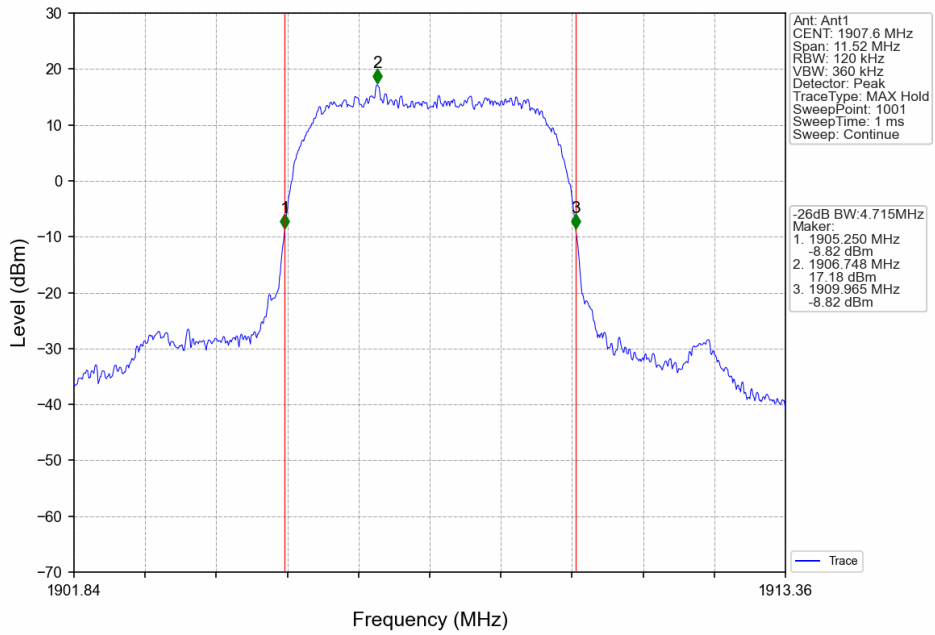
4.2.1 Test Result

Band: 2					
ENV	Mode		Frequency (MHz)	26dB Bandwidth (MHz)	Verdict
	Network	Subset			
NTNV	RMC	12.2kbps RMC	1852.4	4.713	Pass
			1880	4.765	Pass
			1907.6	4.715	Pass
	HSDPA	Subtest 1	1852.4	5.376	Pass
			1880	5.200	Pass
			1907.6	5.305	Pass
	HSUPA	Subtest 1	1852.4	5.396	Pass
			1880	7.355	Pass
			1907.6	5.474	Pass

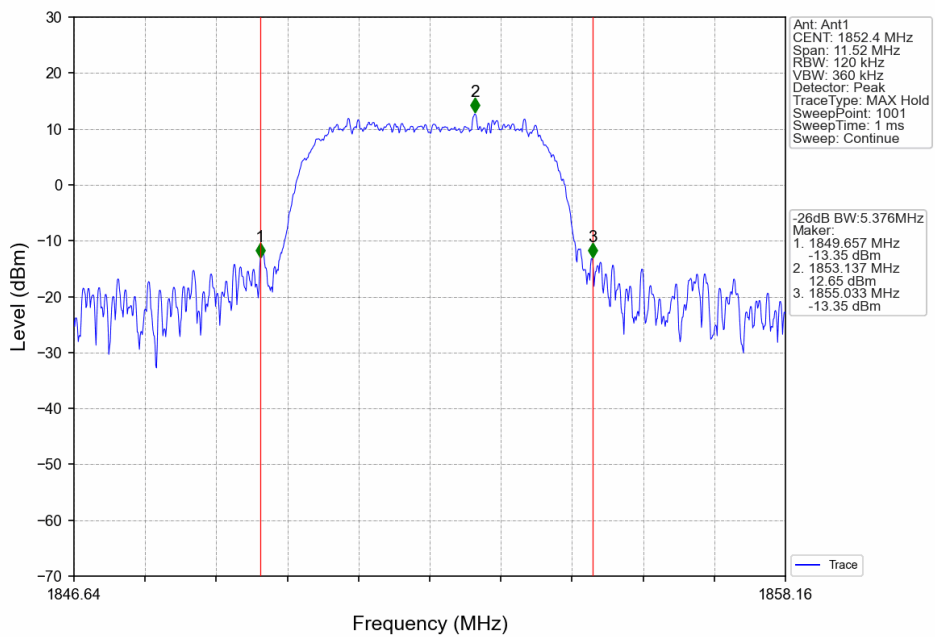
4.2.2 Test Graph



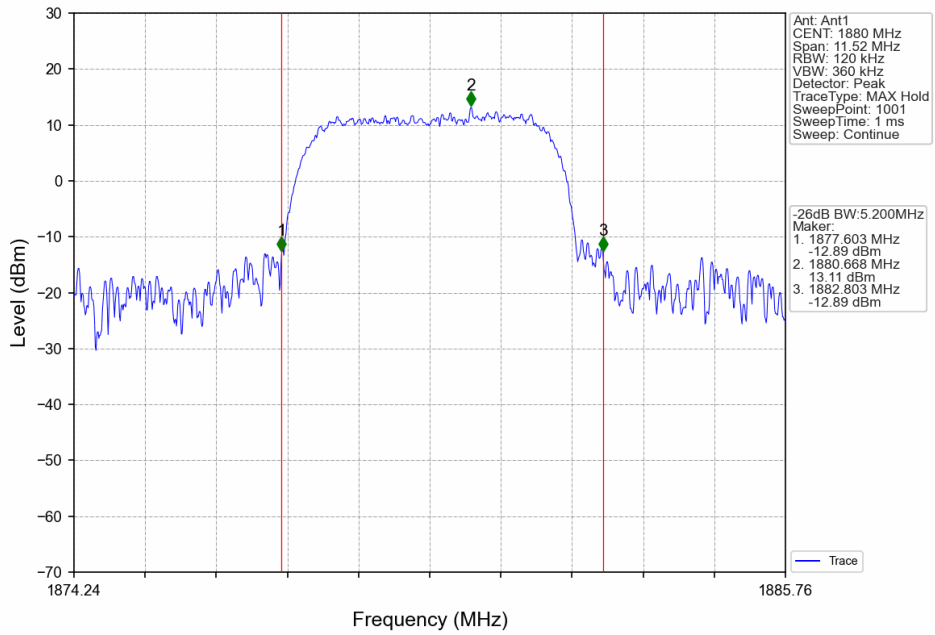
Band2_RMC_HCH_1907.6MHz_12.2kbps RMC_NTNV



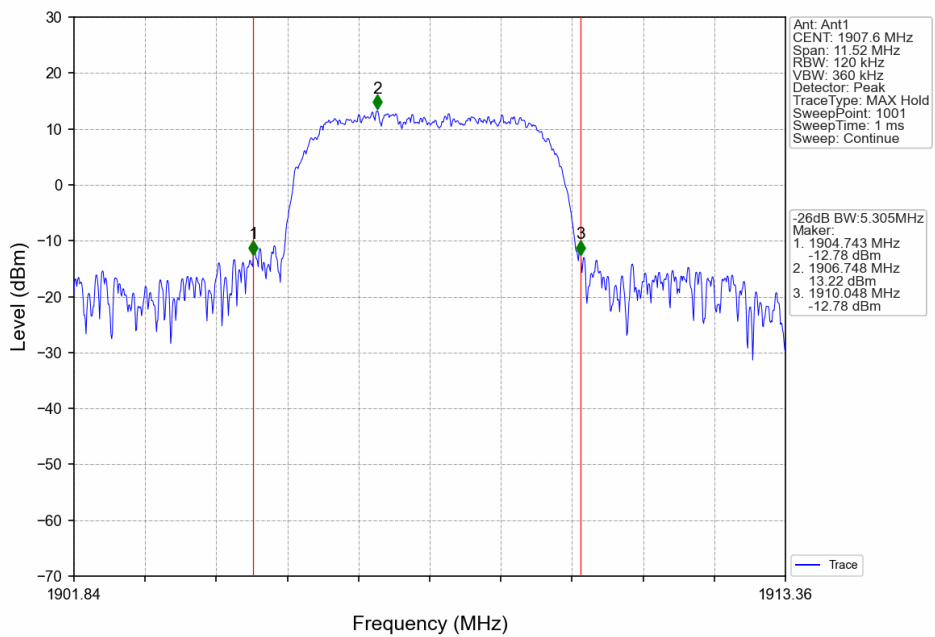
Band2_HSDPA_LCH_1852.4MHz_Subtest 1_NTNV



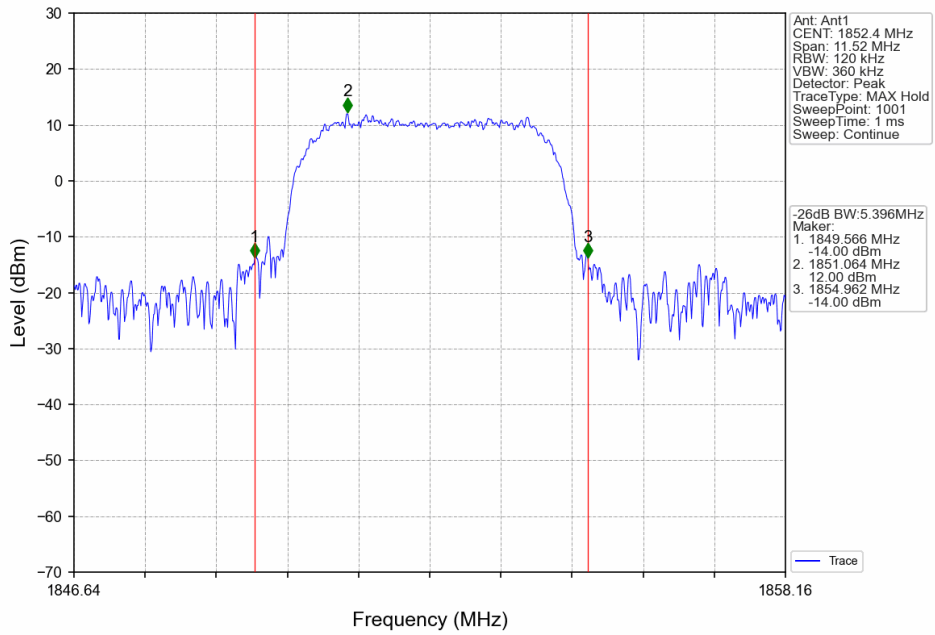
Band2_HSDPA_MCH_1880MHz_Subtest 1_NTNV



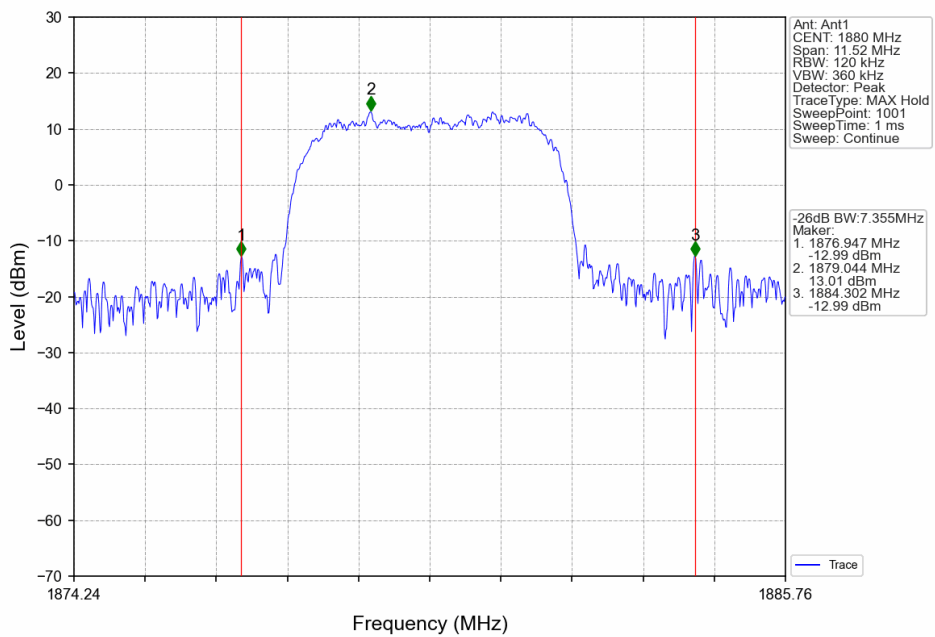
Band2_HSDPA_HCH_1907.6MHz_Subtest 1_NTNV

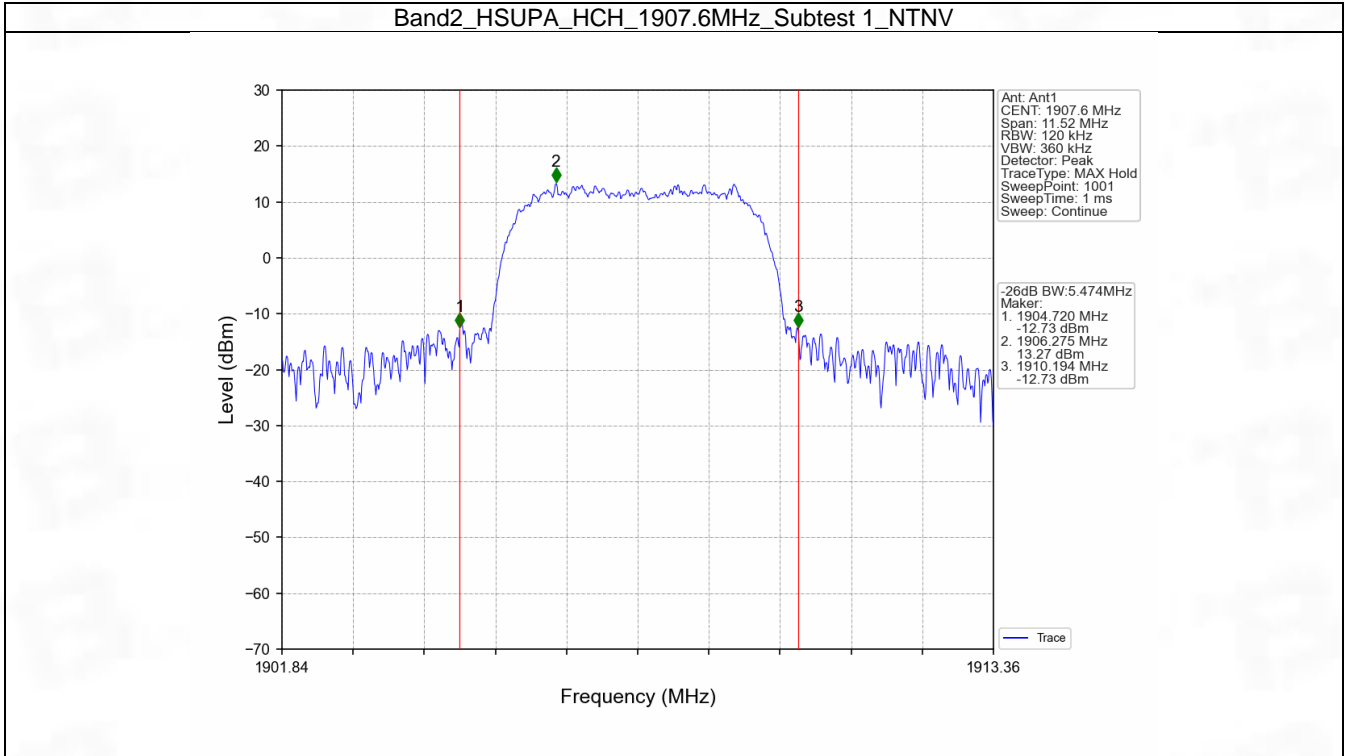


Band2_HSUPA_LCH_1852.4MHz_Subtest 1_NTNV



Band2_HSUPA_MCH_1880MHz_Subtest 1_NTNV







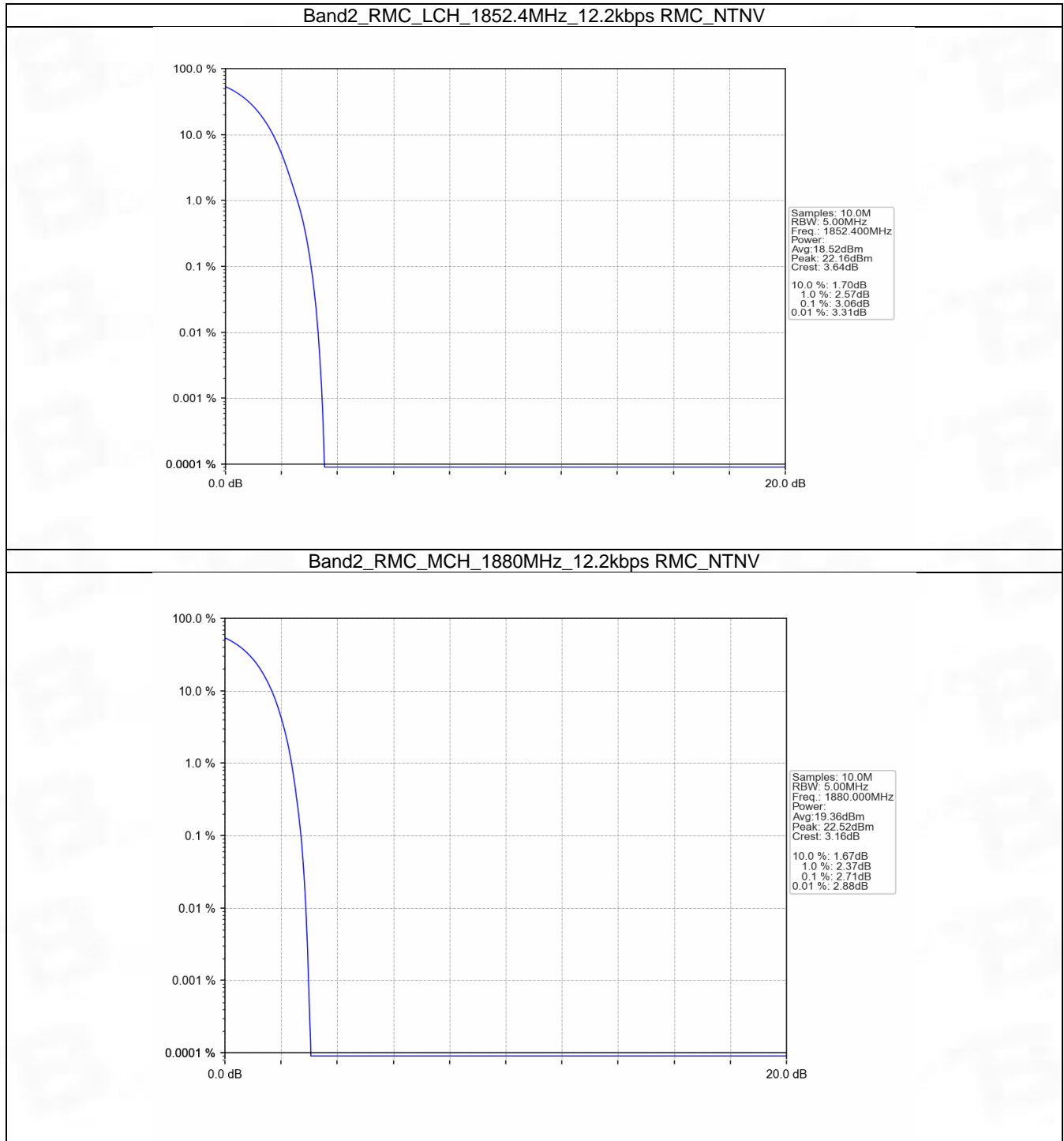
5. Peak-Average Ratio

5.1 Band2

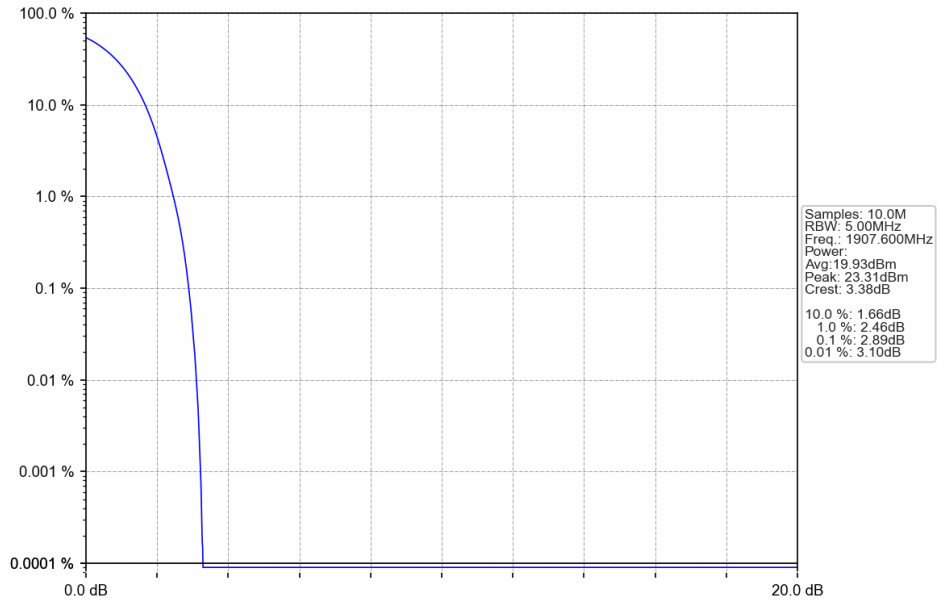
5.1.1 Test Result

Band: 2						
ENV	Mode		Frequency (MHz)	Peak-Average Ratio (dB)		Verdict
	Network	Subset		Result	Limit	
NTNV	RMC	12.2kbps RMC	1852.4	3.06	<=13	Pass
			1880	2.71	<=13	Pass
			1907.6	2.89	<=13	Pass
	HSDPA	Subtest 1	1852.4	5.94	<=13	Pass
			1880	5.92	<=13	Pass
			1907.6	5.81	<=13	Pass
	HSUPA	Subtest 1	1852.4	5.88	<=13	Pass
			1880	5.97	<=13	Pass
			1907.6	5.69	<=13	Pass

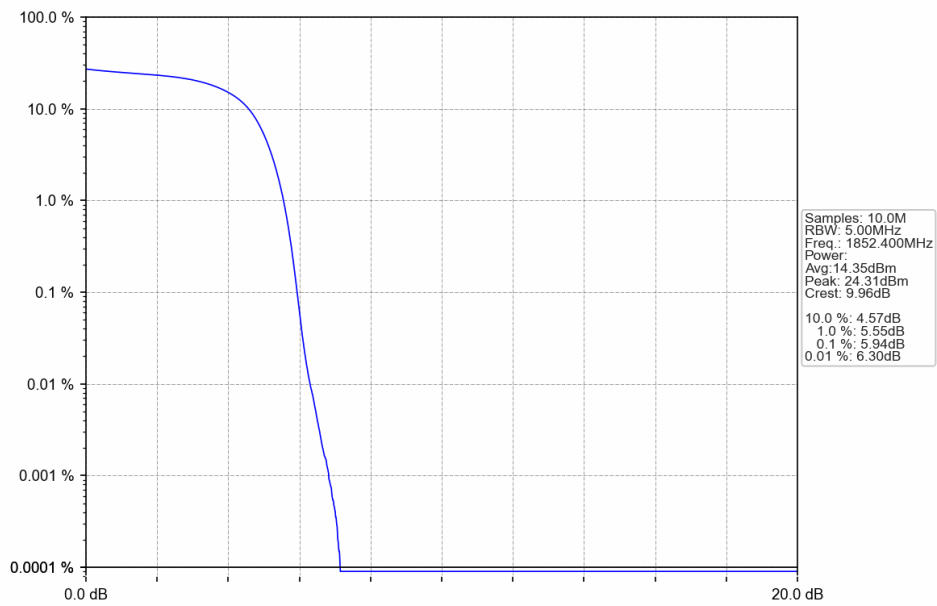
5.1.2 Test Graph



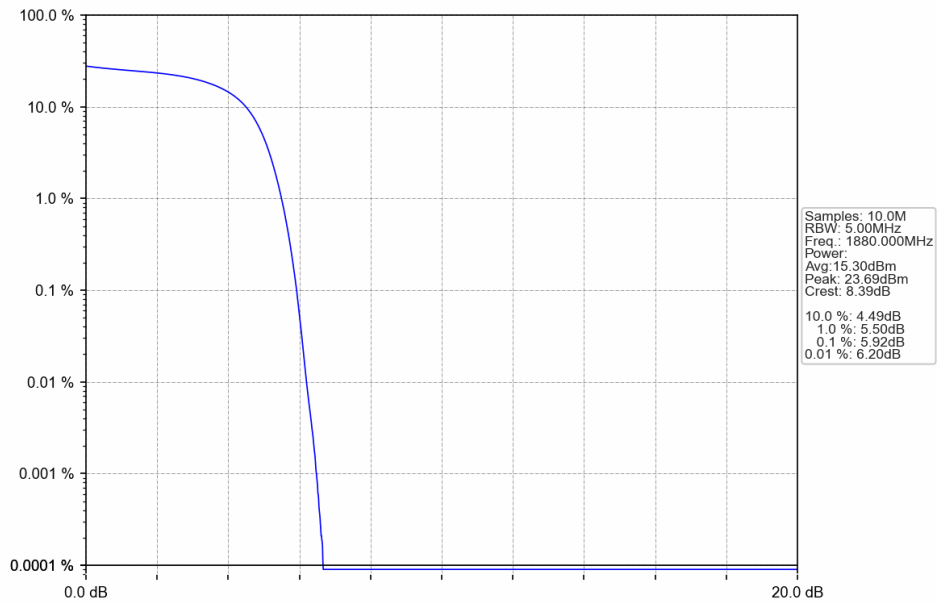
Band2_RMC_HCH_1907.6MHz_12.2kbps RMC_NTNV



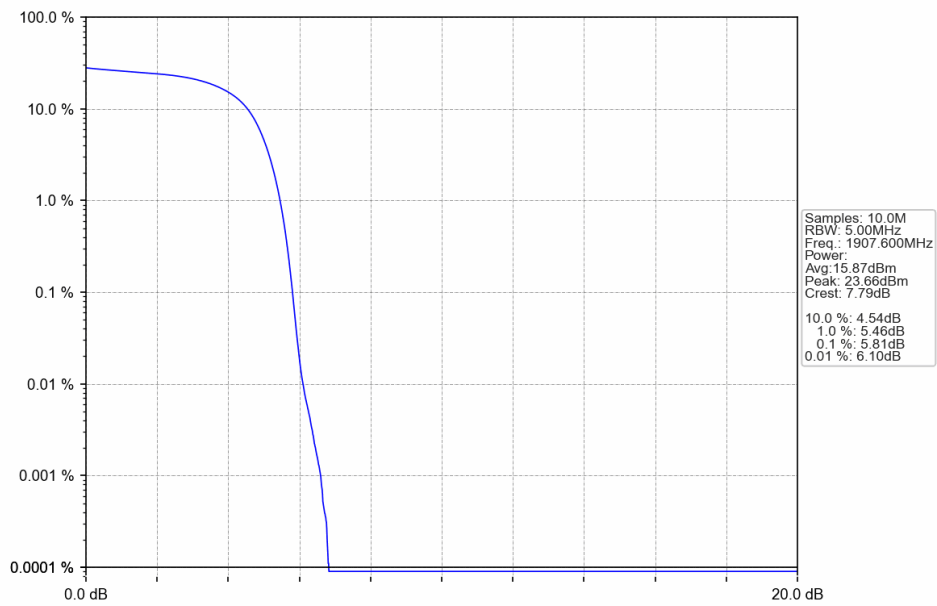
Band2_HSDPA_LCH_1852.4MHz_Subtest 1_NTNV



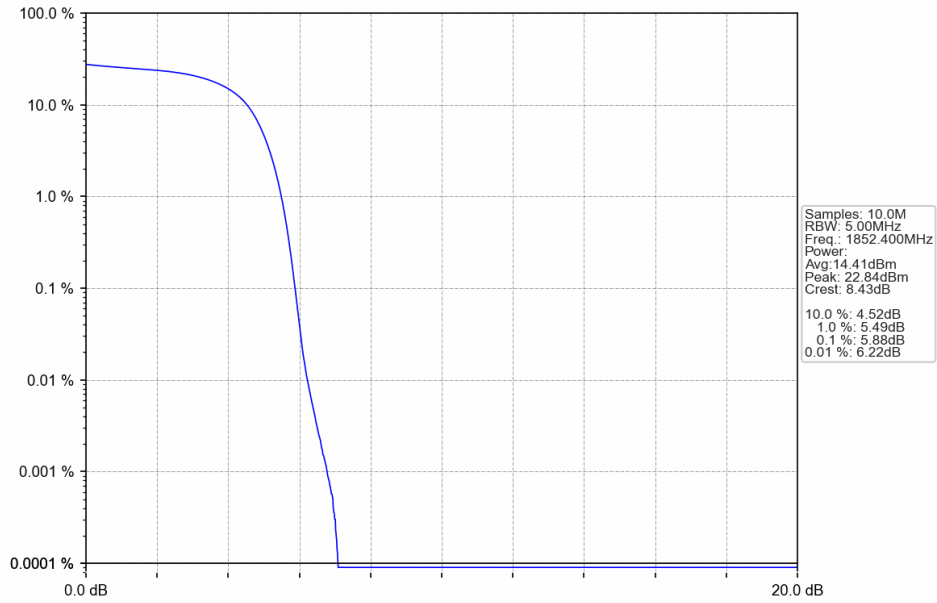
Band2_HSDPA_MCH_1880MHz_Subtest 1_NTNV



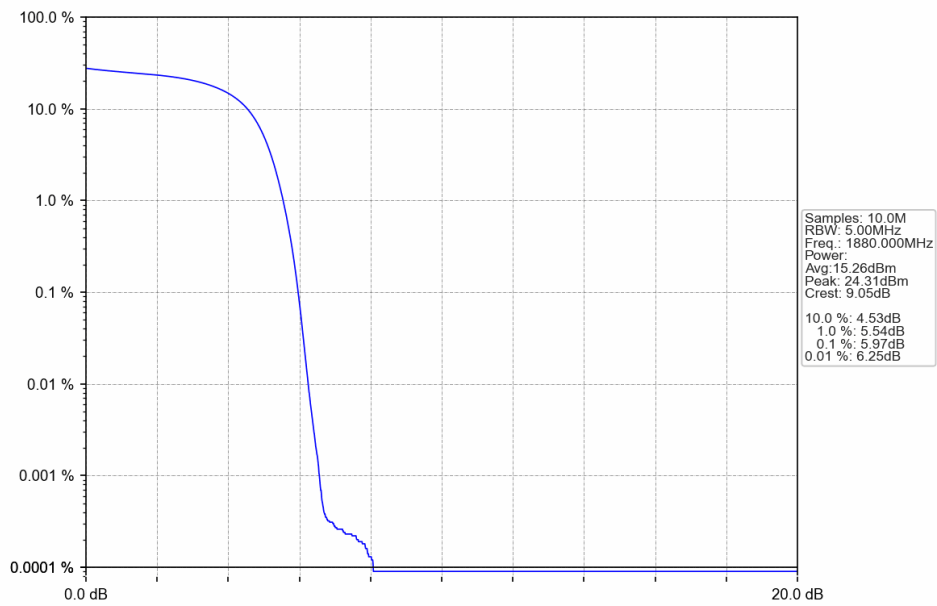
Band2_HSDPA_HCH_1907.6MHz_Subtest 1_NTNV

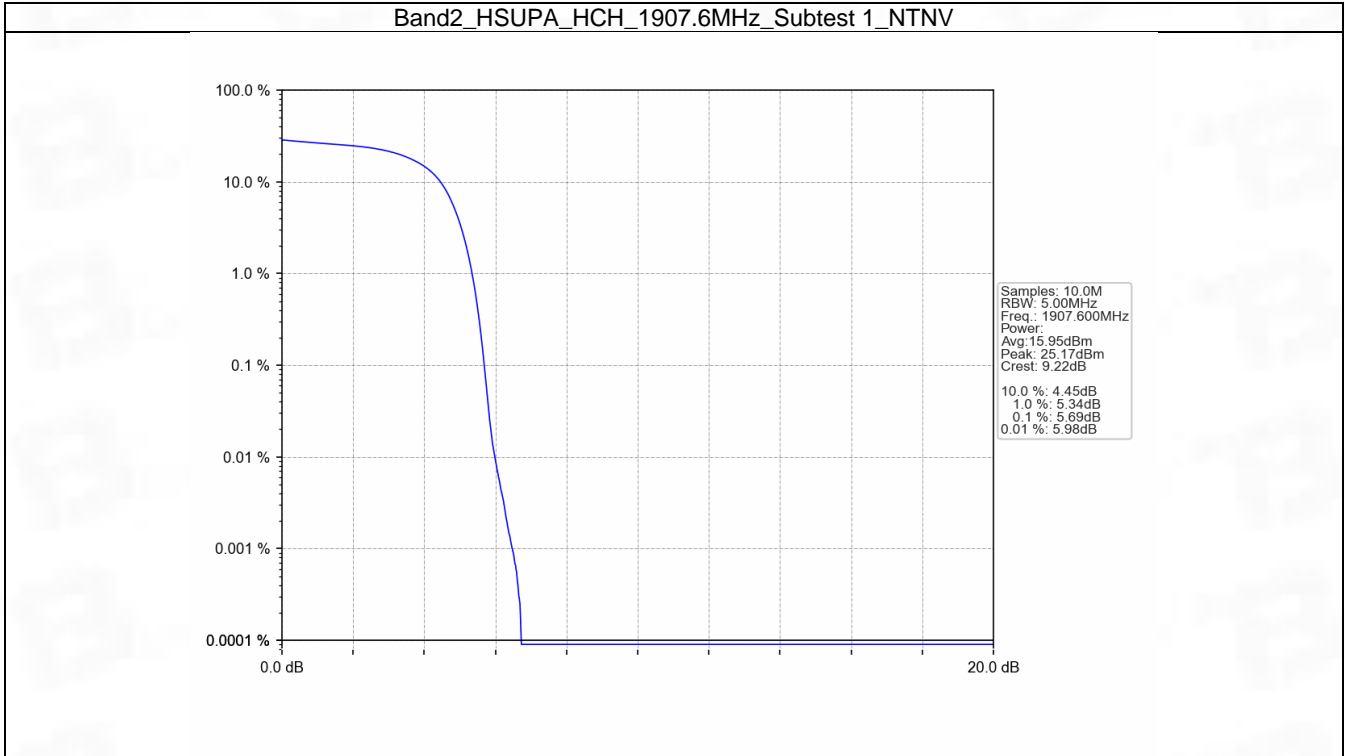


Band2_HSUPA_LCH_1852.4MHz_Subtest 1_NTNV



Band2_HSUPA_MCH_1880MHz_Subtest 1_NTNV







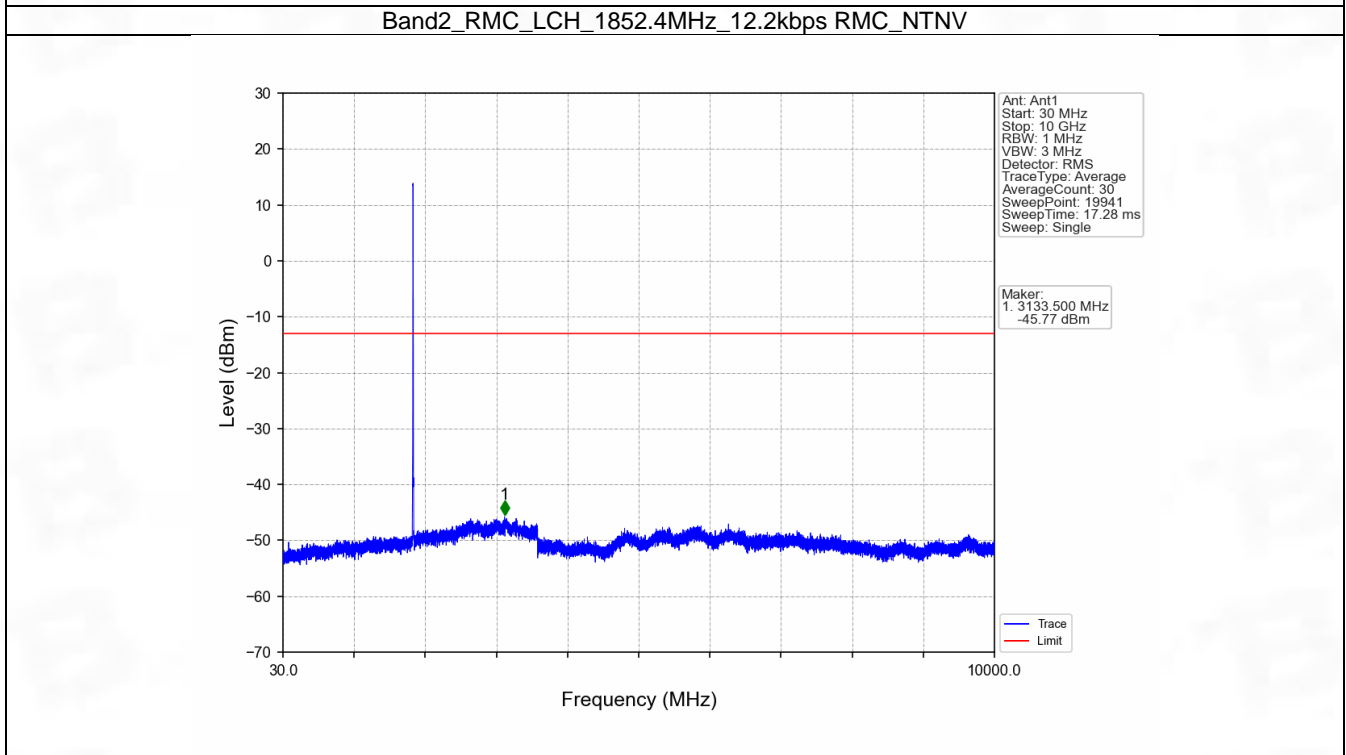
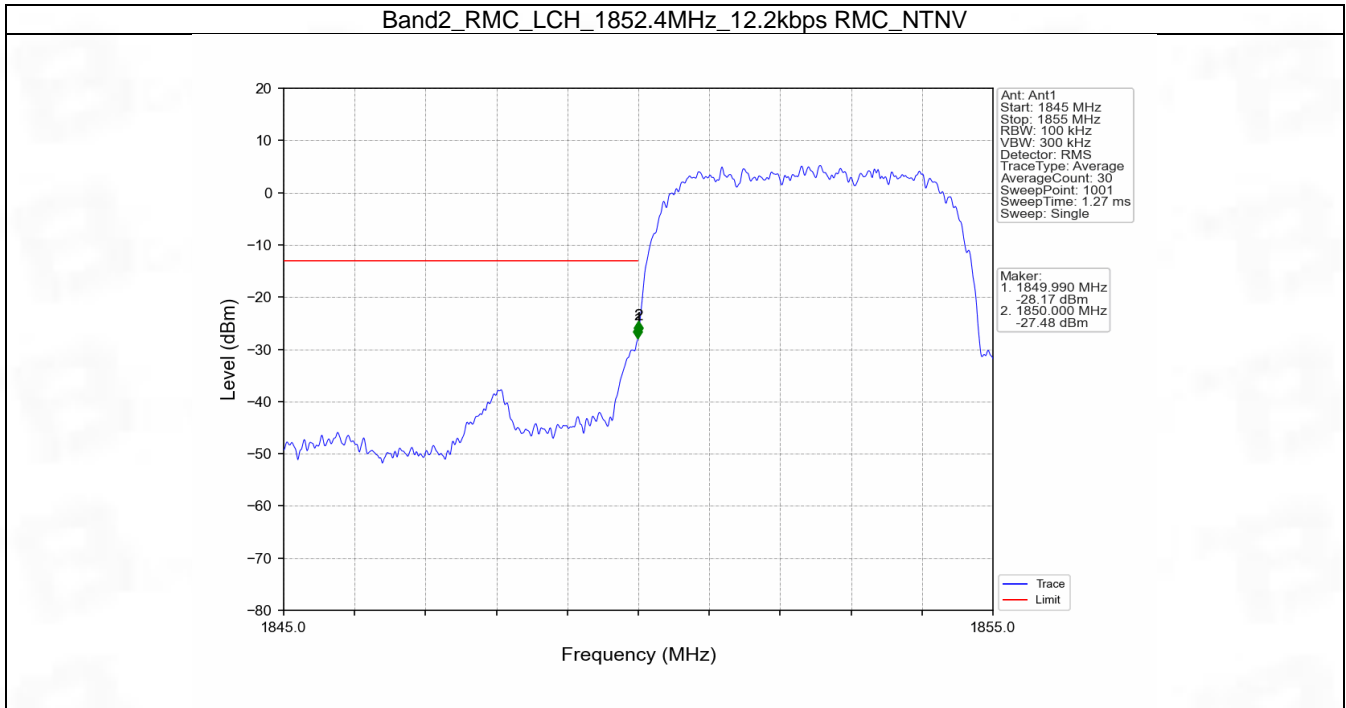
6. Spurious Emission

6.1 Band2

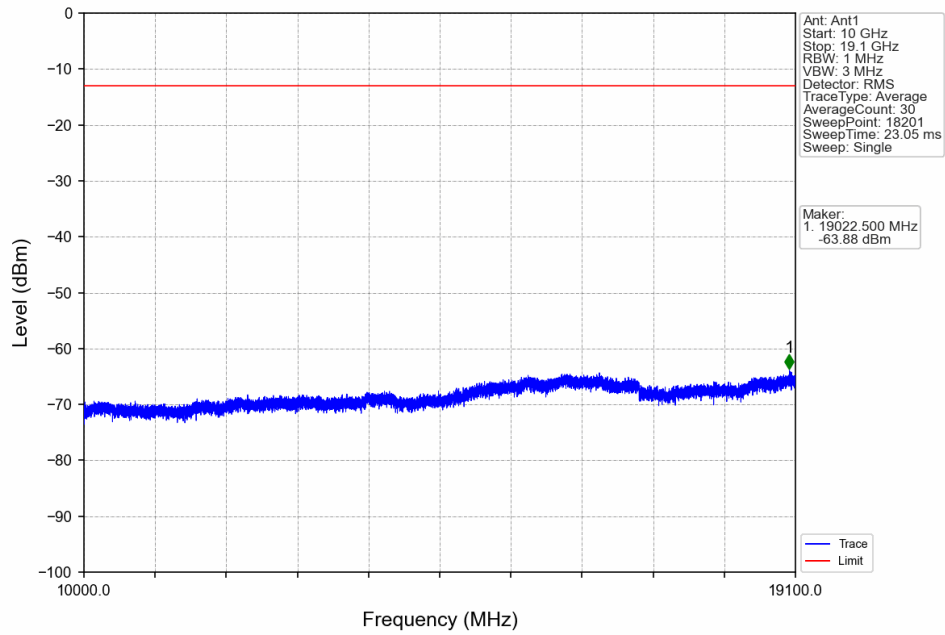
6.1.1 Test Result

Band: 2						
ENV	Mode		Frequency (MHz)	Spurious Emission		Verdict
	Network	Subset		Result	Limit	
NTNV	RMC	12.2kbps RMC	1852.4	Refer To Test Graph		Pass
			1880	Refer To Test Graph		Pass
			1907.6	Refer To Test Graph		Pass
	HSDPA	Subtest 1	1852.4	Refer To Test Graph		Pass
			1880	Refer To Test Graph		Pass
			1907.6	Refer To Test Graph		Pass
	HSUPA	Subtest 1	1852.4	Refer To Test Graph		Pass
			1880	Refer To Test Graph		Pass
			1907.6	Refer To Test Graph		Pass

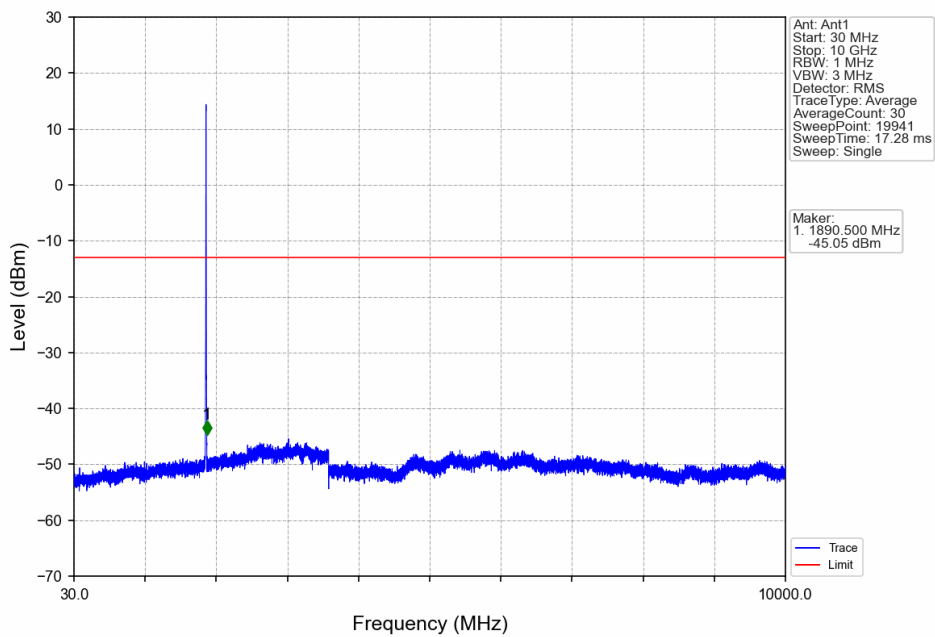
6.1.2 Test Graph



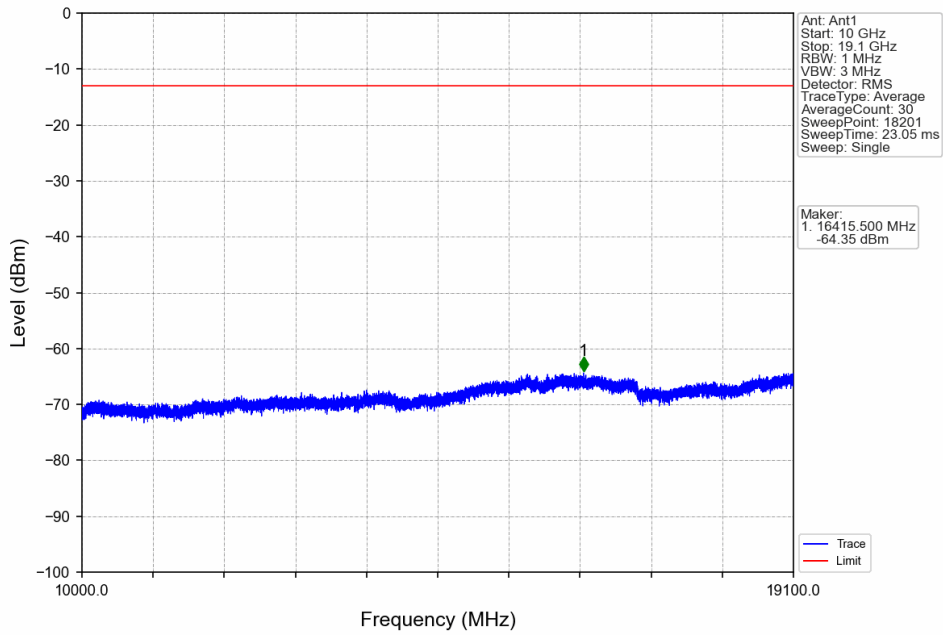
Band2_RMC_LCH_1852.4MHz_12.2kbps RMC_NTNV



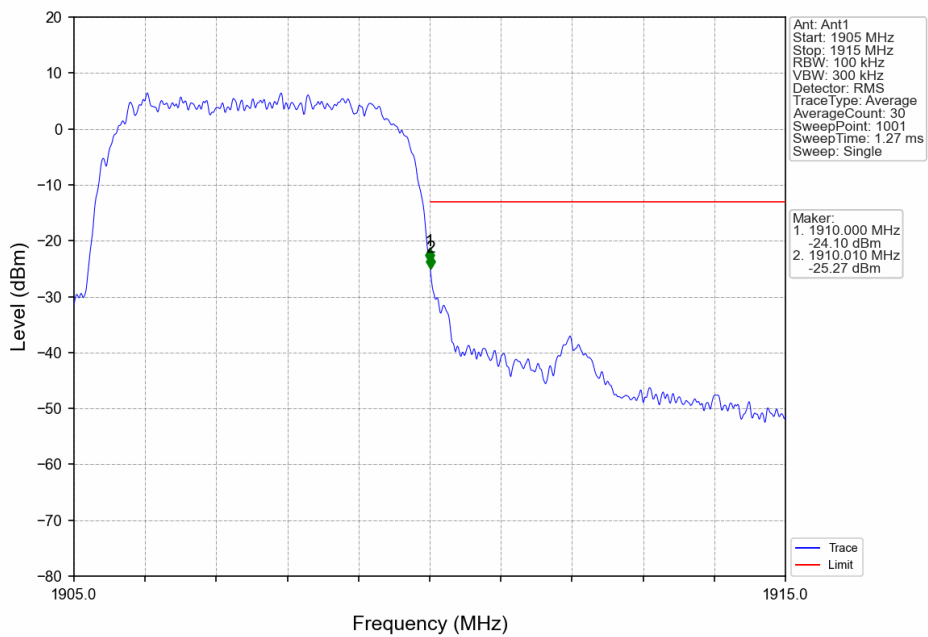
Band2_RMC_MCH_1880MHz_12.2kbps RMC_NTNV



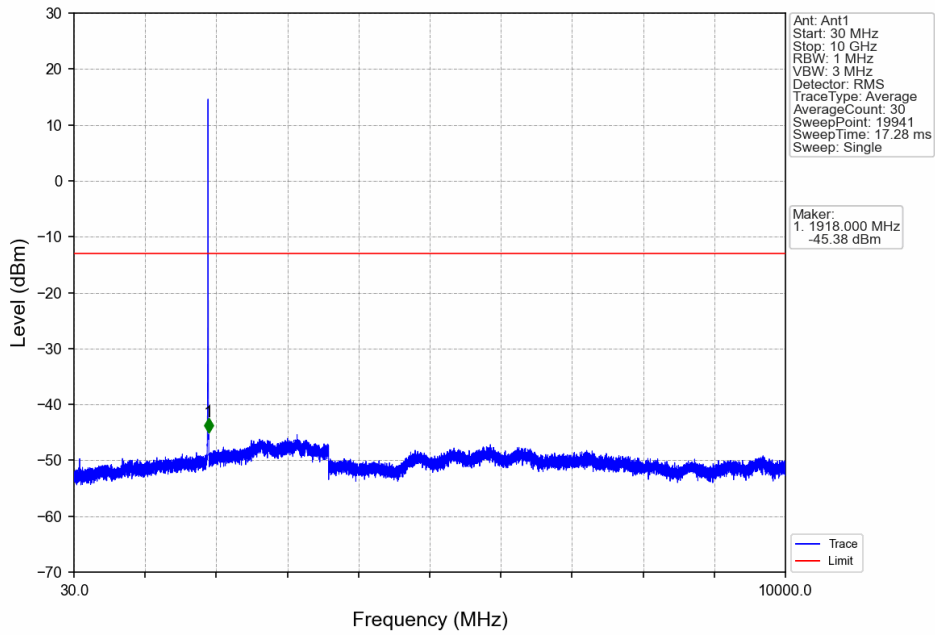
Band2_RMC_MCH_1880MHz_12.2kbps RMC_NTNV



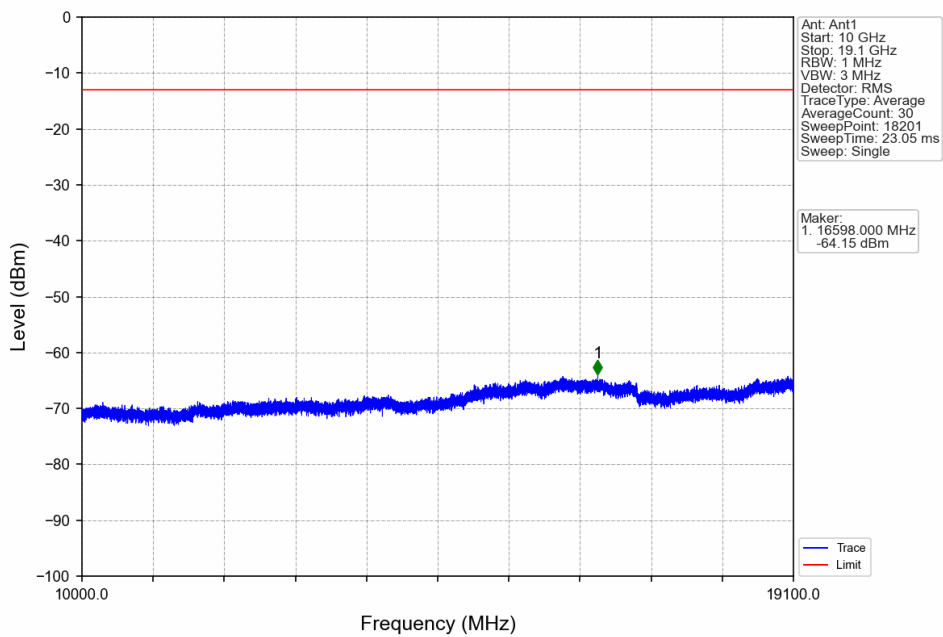
Band2_RMC_HCH_1907.6MHz_12.2kbps RMC_NTNV



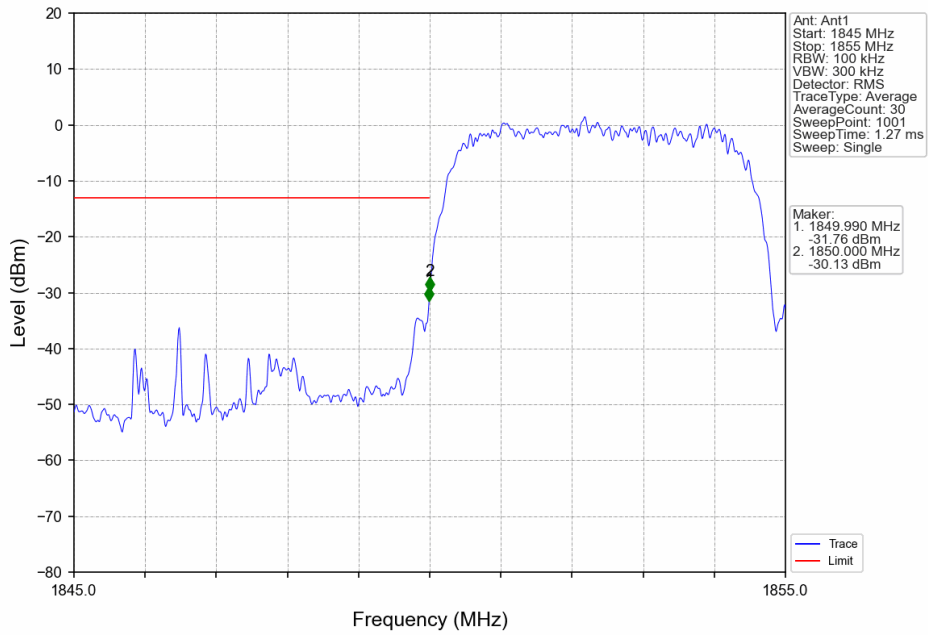
Band2_RMC_HCH_1907.6MHz_12.2kbps RMC_NTNV



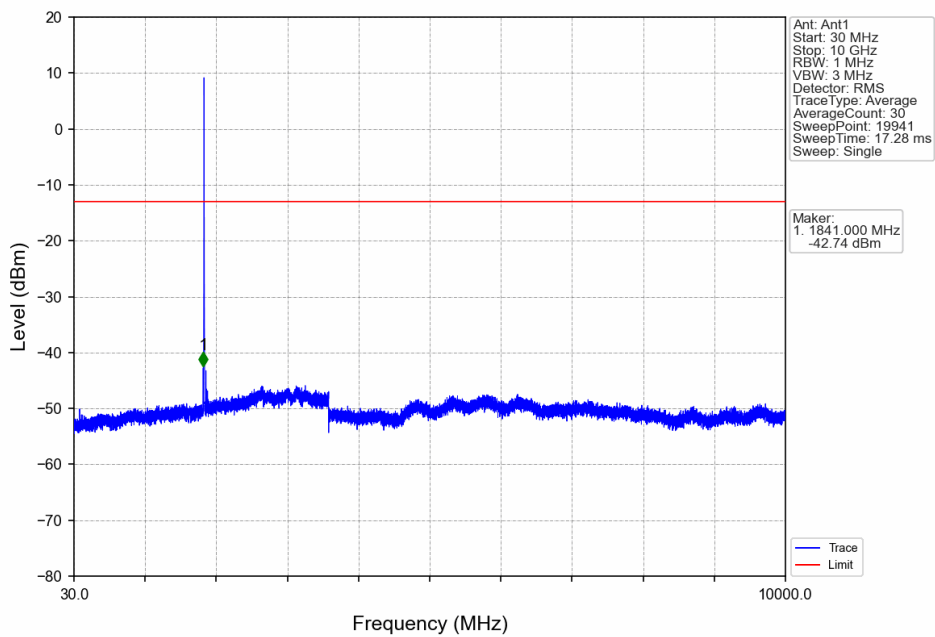
Band2_RMC_HCH_1907.6MHz_12.2kbps RMC_NTNV



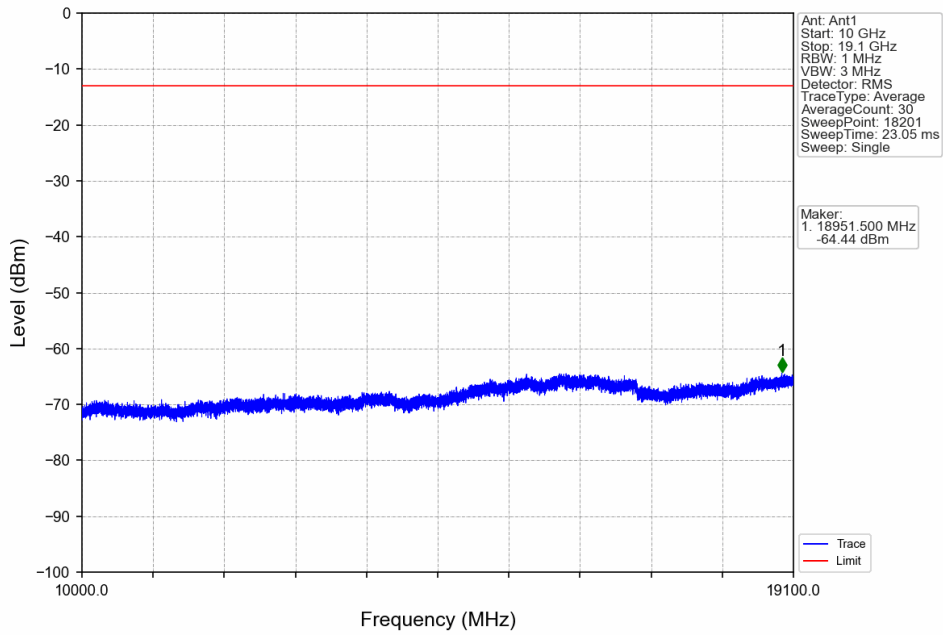
Band2_HSDPA_LCH_1852.4MHz_Subtest 1_NTNV



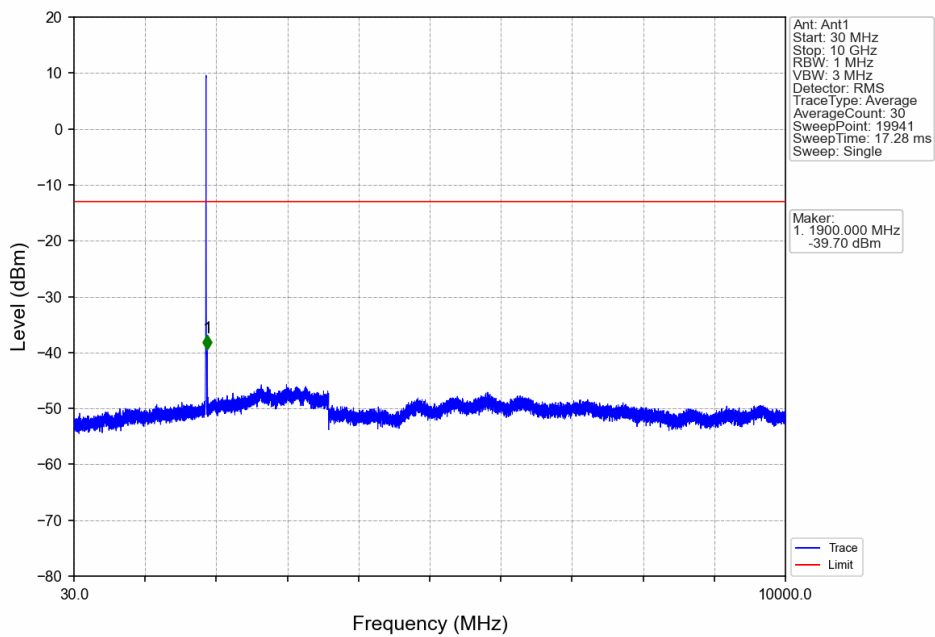
Band2_HSDPA_LCH_1852.4MHz_Subtest 1_NTNV



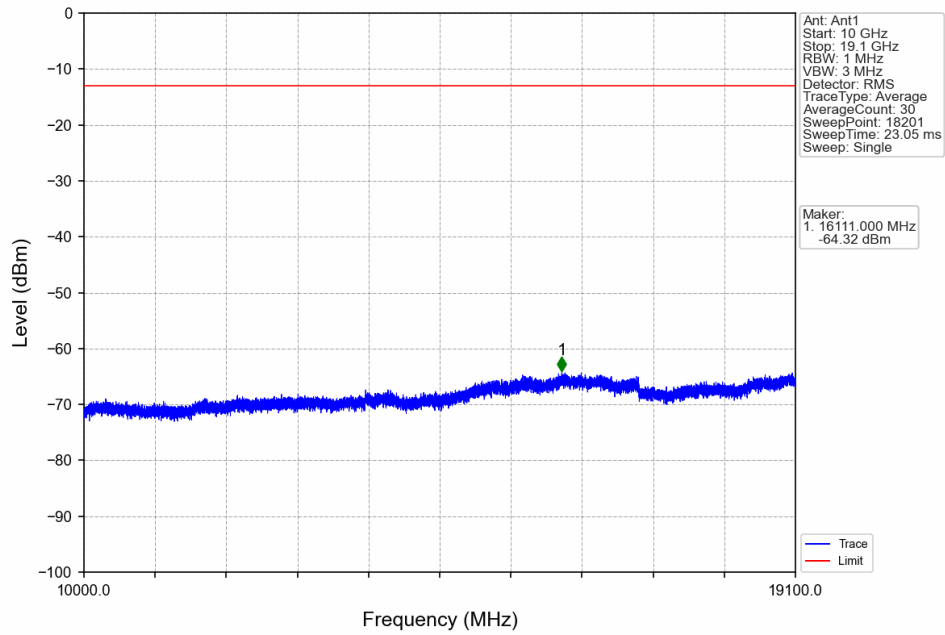
Band2_HSDPA_LCH_1852.4MHz_Subtest 1_NTNV



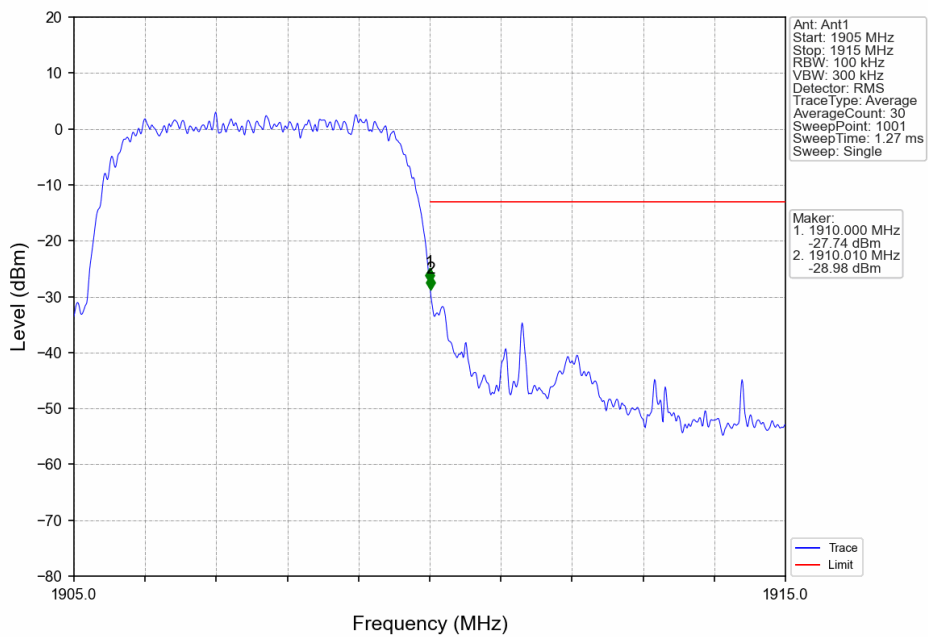
Band2_HSDPA_MCH_1880MHz_Subtest 1_NTNV



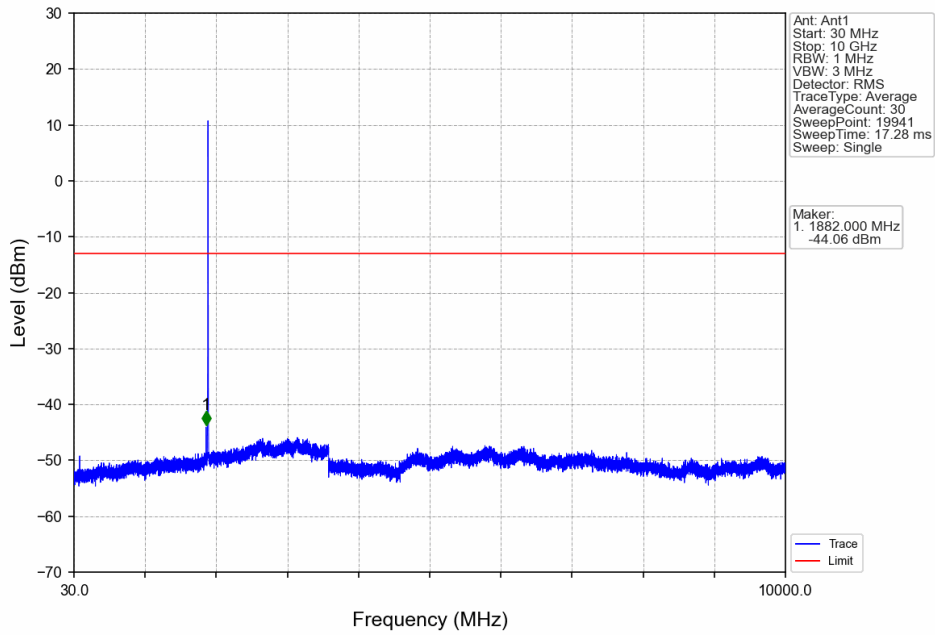
Band2_HSDPA_MCH_1880MHz_Subtest 1_NTNV



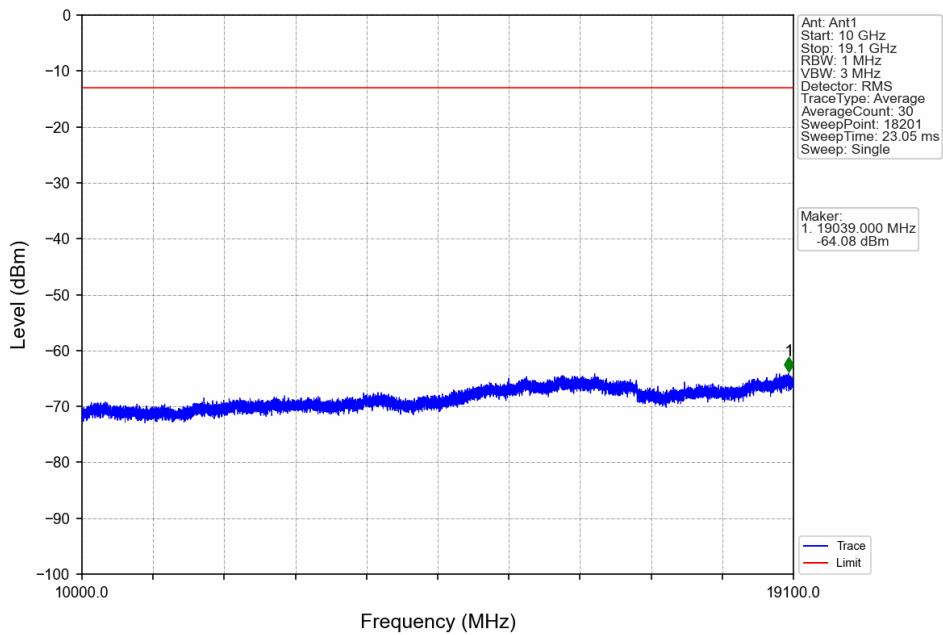
Band2_HSDPA_HCH_1907.6MHz_Subtest 1_NTNV



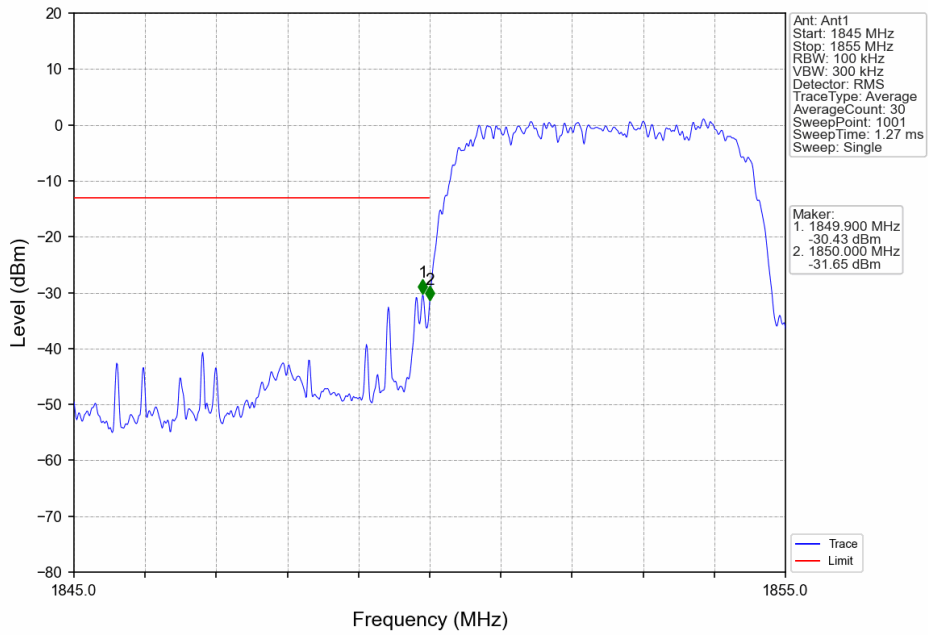
Band2_HSDPA_HCH_1907.6MHz_Subtest 1_NTNV



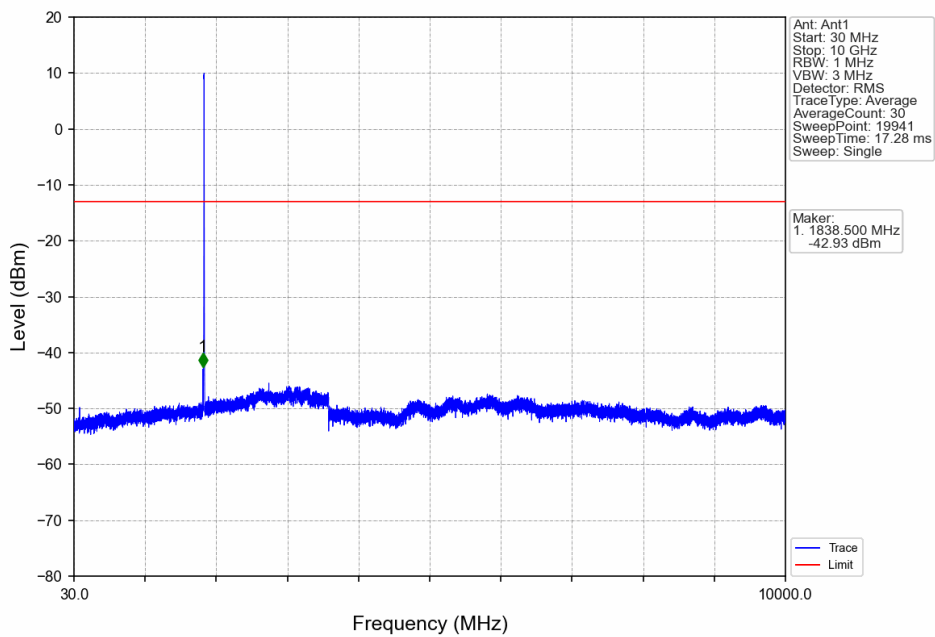
Band2_HSDPA_HCH_1907.6MHz_Subtest 1_NTNV



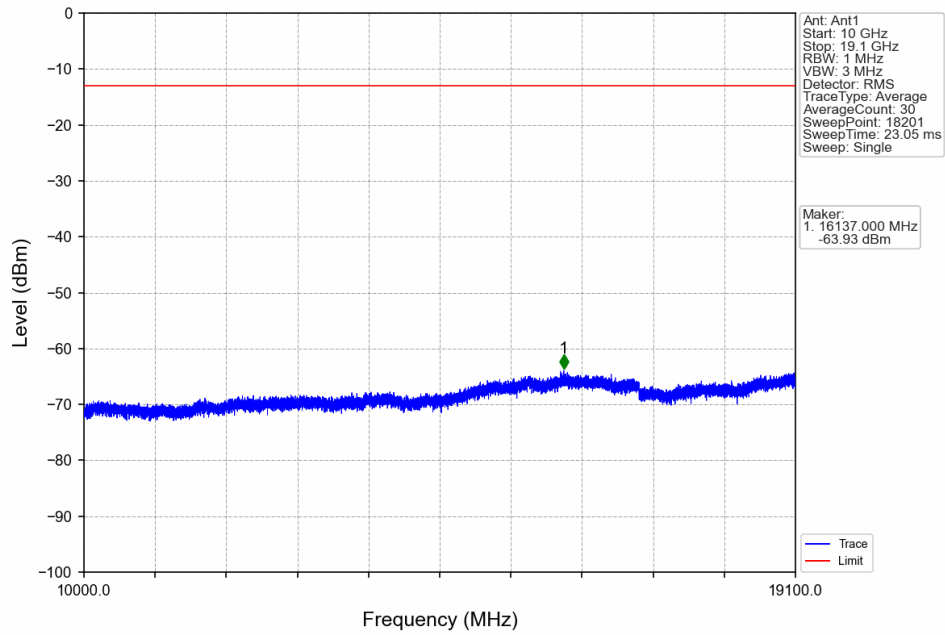
Band2_HSUPA_LCH_1852.4MHz_Subtest 1_NTNV



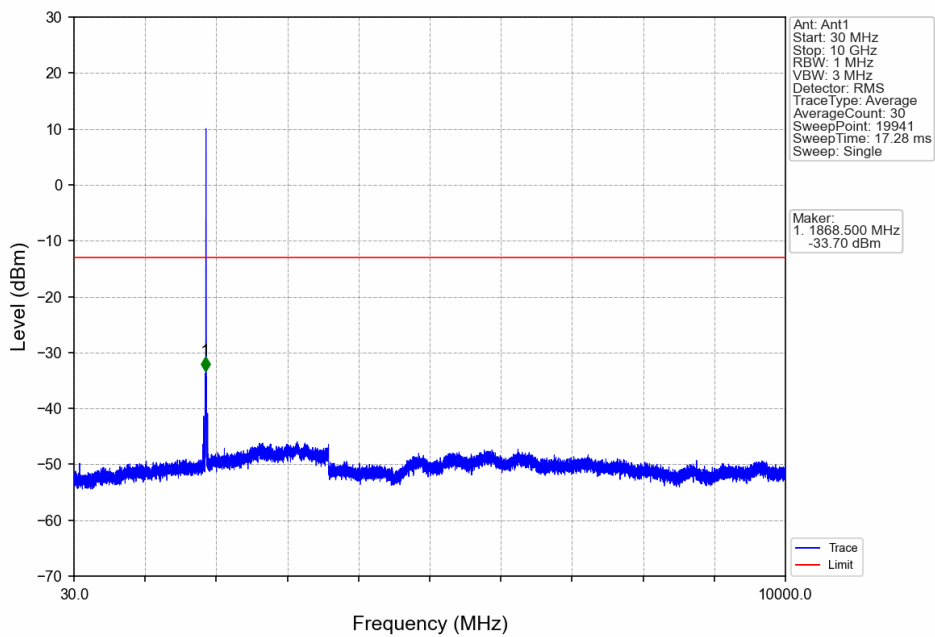
Band2_HSUPA_LCH_1852.4MHz_Subtest 1_NTNV



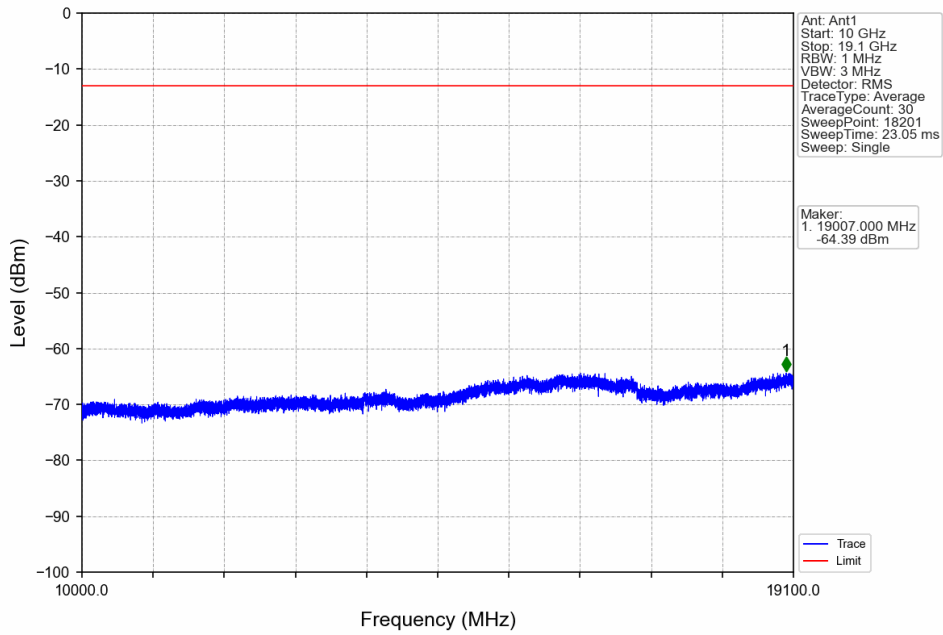
Band2_HSUPA_LCH_1852.4MHz_Subtest 1_NTNV



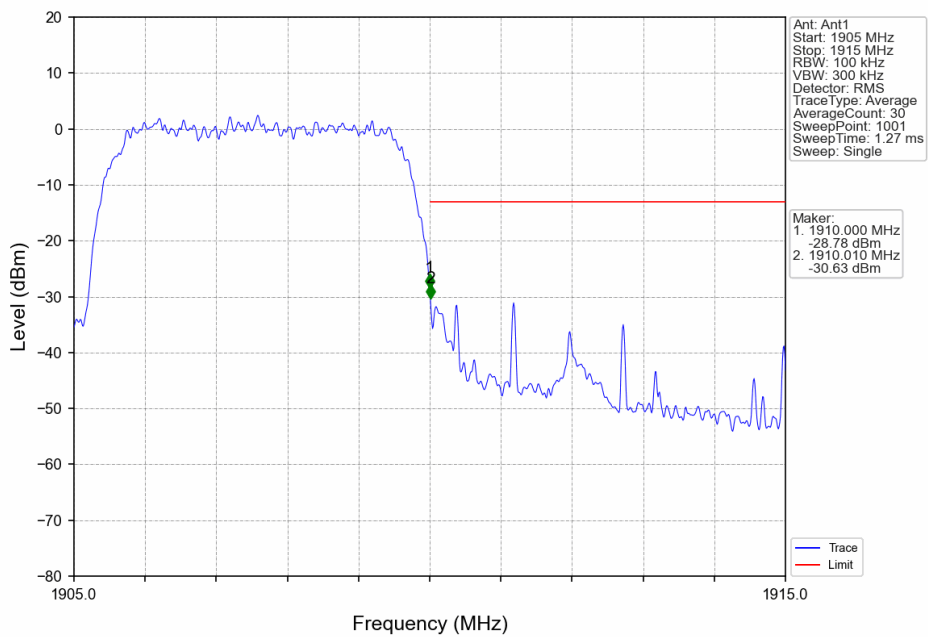
Band2_HSUPA_MCH_1880MHz_Subtest 1_NTNV



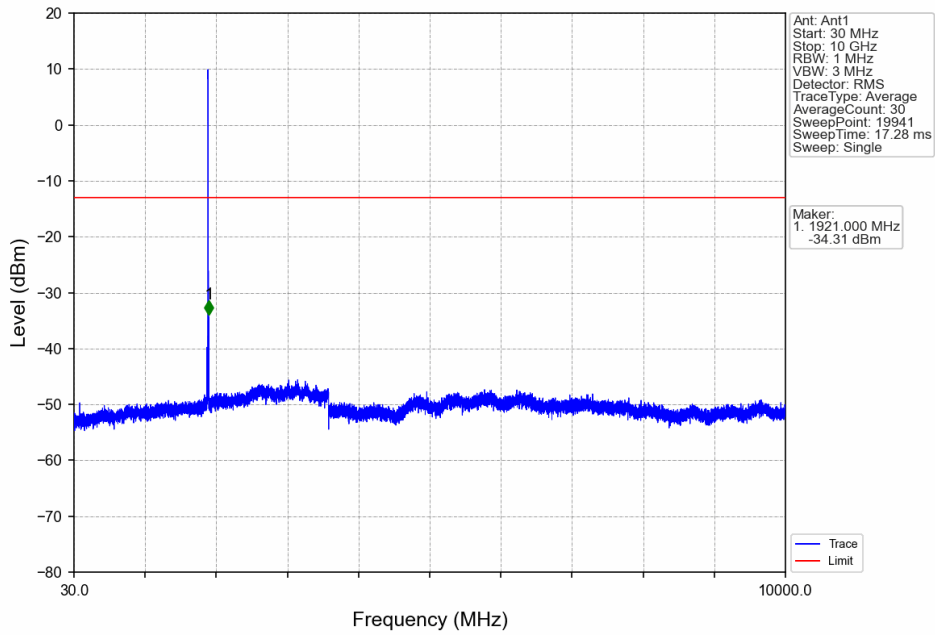
Band2_HSUPA_MCH_1880MHz_Subtest 1_NTNV



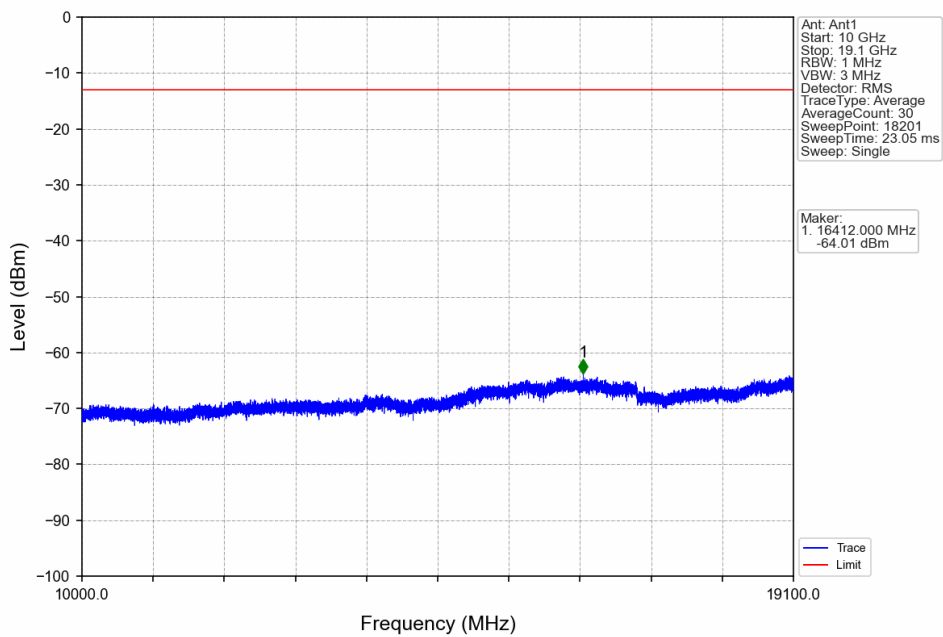
Band2_HSUPA_HCH_1907.6MHz_Subtest 1_NTNV



Band2_HSUPA_HCH_1907.6MHz_Subtest 1_NTNV



Band2_HSUPA_HCH_1907.6MHz_Subtest 1_NTNV





7. Form731

7.1 Form731_Power

7.1.1 Test Result

Band	BW	Lower Freq	High Freq	MAX Power (W)	Value	Hz/ppm	Emission Designator	Rule Parts	MAX Power (dBm)
2	3.84	1852.4	1907.6	0.1683	0.0107	ppm	4M25F9W	24E	22.26

7.2 Form731_EIRP

7.2.1 Test Result

Band	BW	Lower Freq	High Freq	MAX Power (W)	Value	Hz/ppm	Emission Designator	Rule Parts	MAX Power (dBm)
2	3.84	1852.4	1907.6	0.1837	0.0107	ppm	4M25F9W	24E	22.64