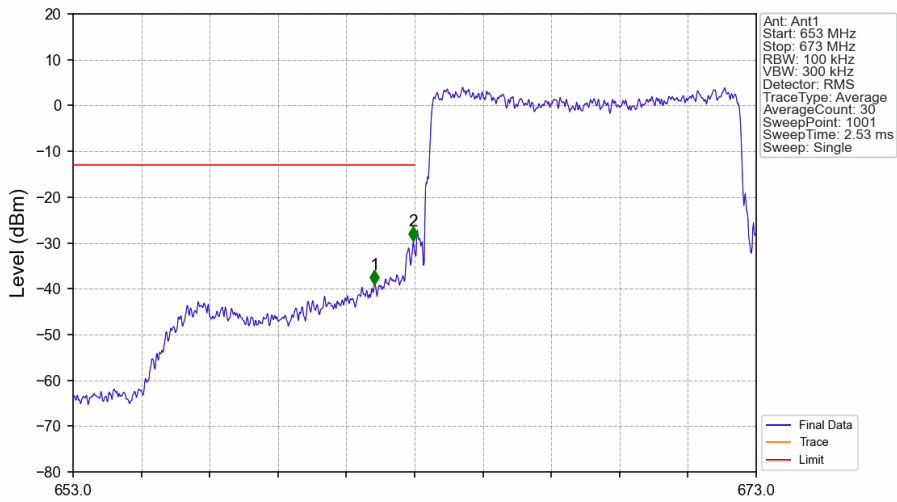
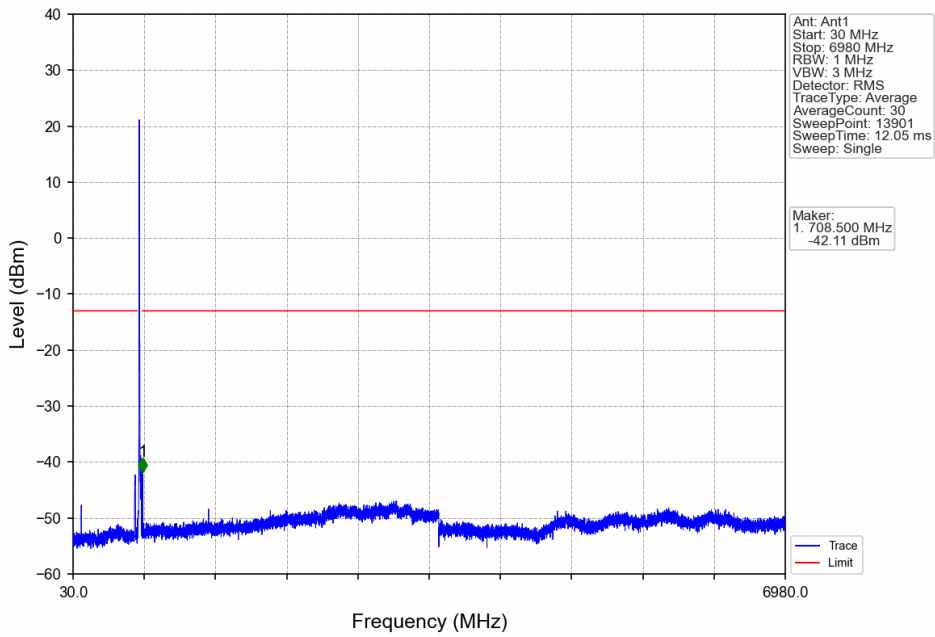


Band71_10MHz_QPSK_LCH_668MHz_RB_50_0_NTNV



Start (MHz)	Stop (MHz)	RBW (MHz)	RBW Factor(dB)	Marker No.	Freq (MHz)	Level (dBm)	Limit (dBm)	Result
653	662	0.1	0	1	661.820	-39.09	-13	Pass
662	663	0.103	0.13	2	662.960	-29.60	-13	Pass
663	673	0.103	0.13	/	/	/	/	/

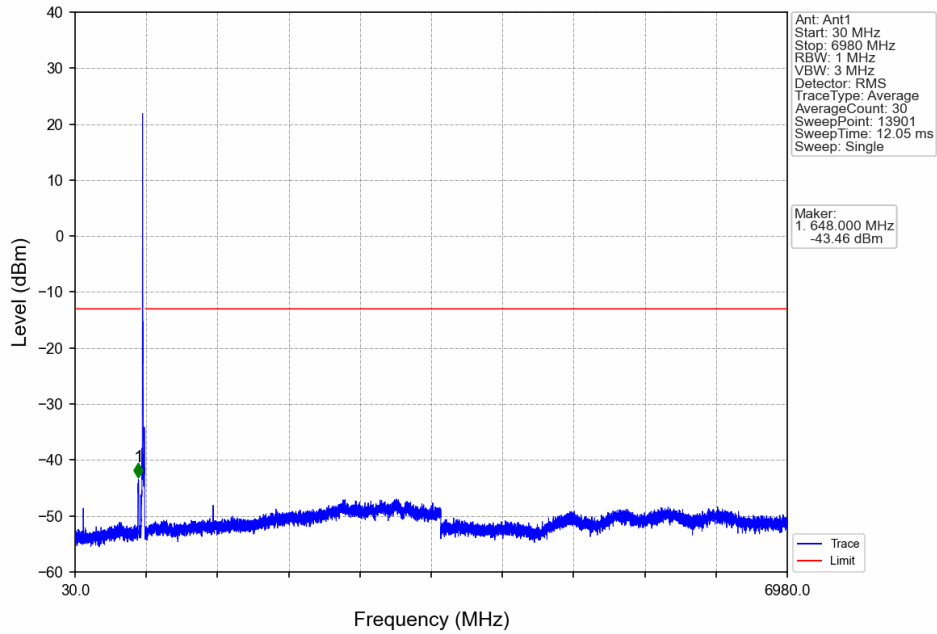
Band71_10MHz_QPSK_MCH_680.5MHz_RB_1_0_NTNV



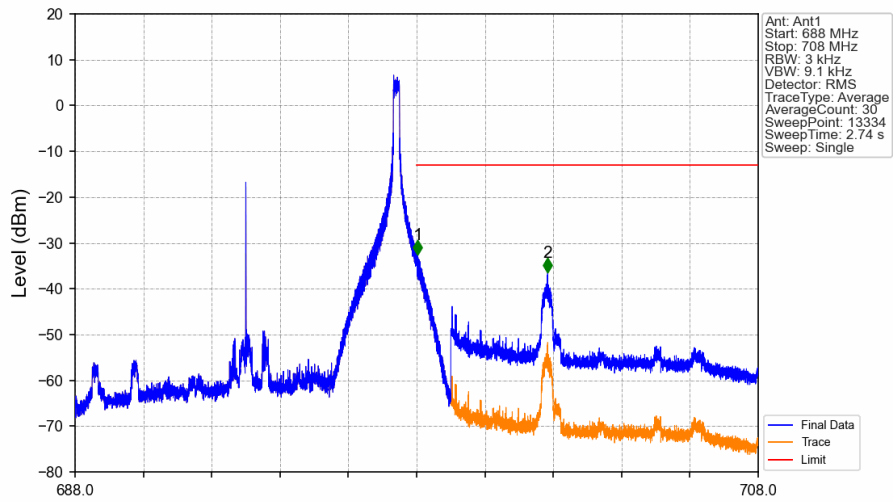
Ant: Ant1
 Start: 30 MHz
 Stop: 6980 MHz
 RBW: 1 MHz
 VBW: 3 MHz
 Detector: RMS
 TraceType: Average
 AverageCount: 30
 SweepPoint: 13901
 SweepTime: 12.05 ms
 Sweep: Single

Marker:
 1 708.500 MHz
 -42.11 dBm

Band71_10MHz_QPSK_HCH_693MHz_RB_1_0_NTNV

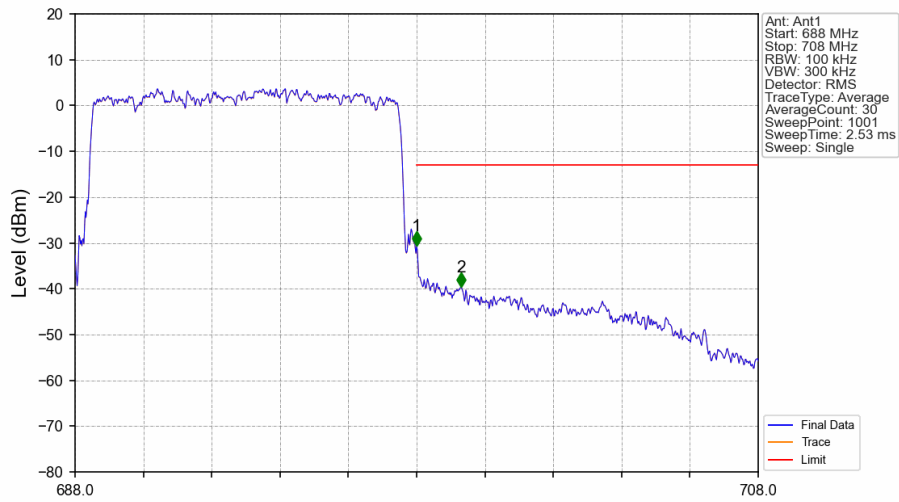


Band71_10MHz_QPSK_HCH_693MHz_RB_1_49_NTNV



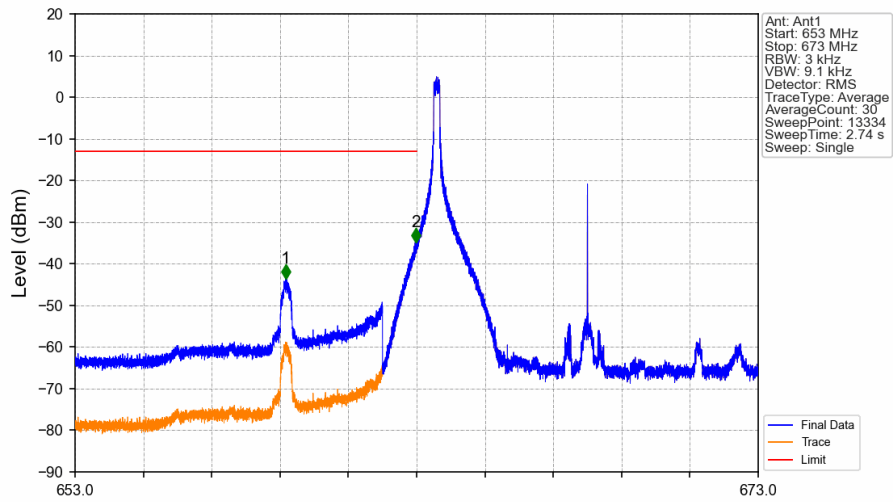
Start (MHz)	Stop (MHz)	RBW (MHz)	RBW Factor(dB)	Marker No.	Freq (MHz)	Level (dBm)	Limit (dBm)	Result
688	698	0.003	0	/	/	/	/	/
698	699	0.003	0	1	698.029	-32.57	-13	Pass
699	708	0.1	15.23	2	701.836	-36.49	-13	Pass

Band71_10MHz_QPSK_HCH_693MHz_RB_50_0_NTNV



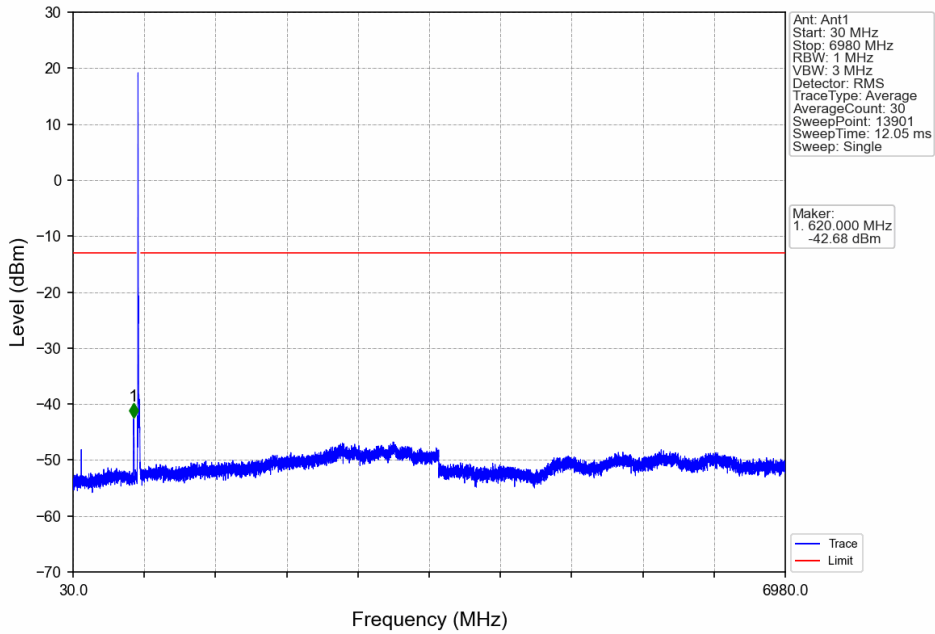
Start (MHz)	Stop (MHz)	RBW (MHz)	RBW Factor(dB)	Marker No.	Freq (MHz)	Level (dBm)	Limit (dBm)	Result
688	698	0.102	0.09	/	/	/	/	/
698	699	0.102	0.09	1	698.000	-30.69	-13	Pass
699	708	0.1	0	2	699.300	-39.62	-13	Pass

Band71_10MHz_16QAM_LCH_668MHz_RB_1_0_NTNV

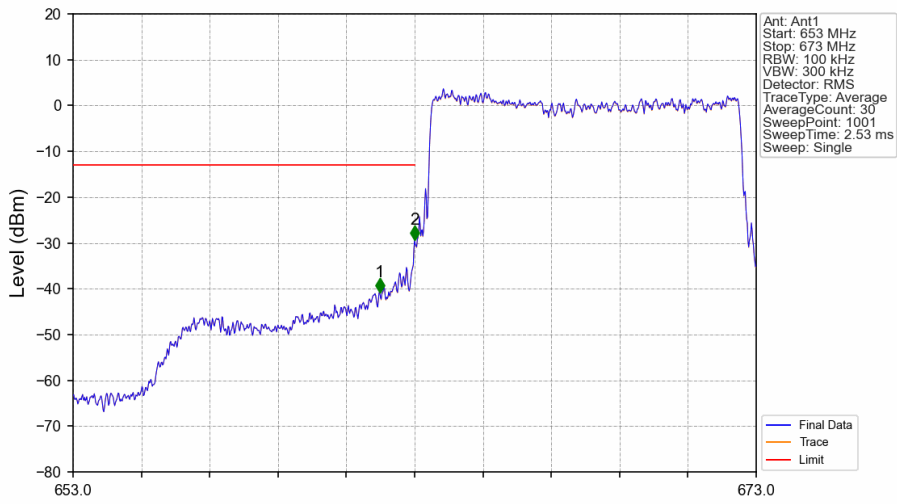


Start (MHz)	Stop (MHz)	RBW (MHz)	RBW Factor(dB)	Marker No.	Freq (MHz)	Level (dBm)	Limit (dBm)	Result
653	662	0.1	15.23	1	659.165	-43.56	-13	Pass
662	663	0.003	0	2	662.972	-34.80	-13	Pass
663	673	0.003	0	/	/	/	/	/

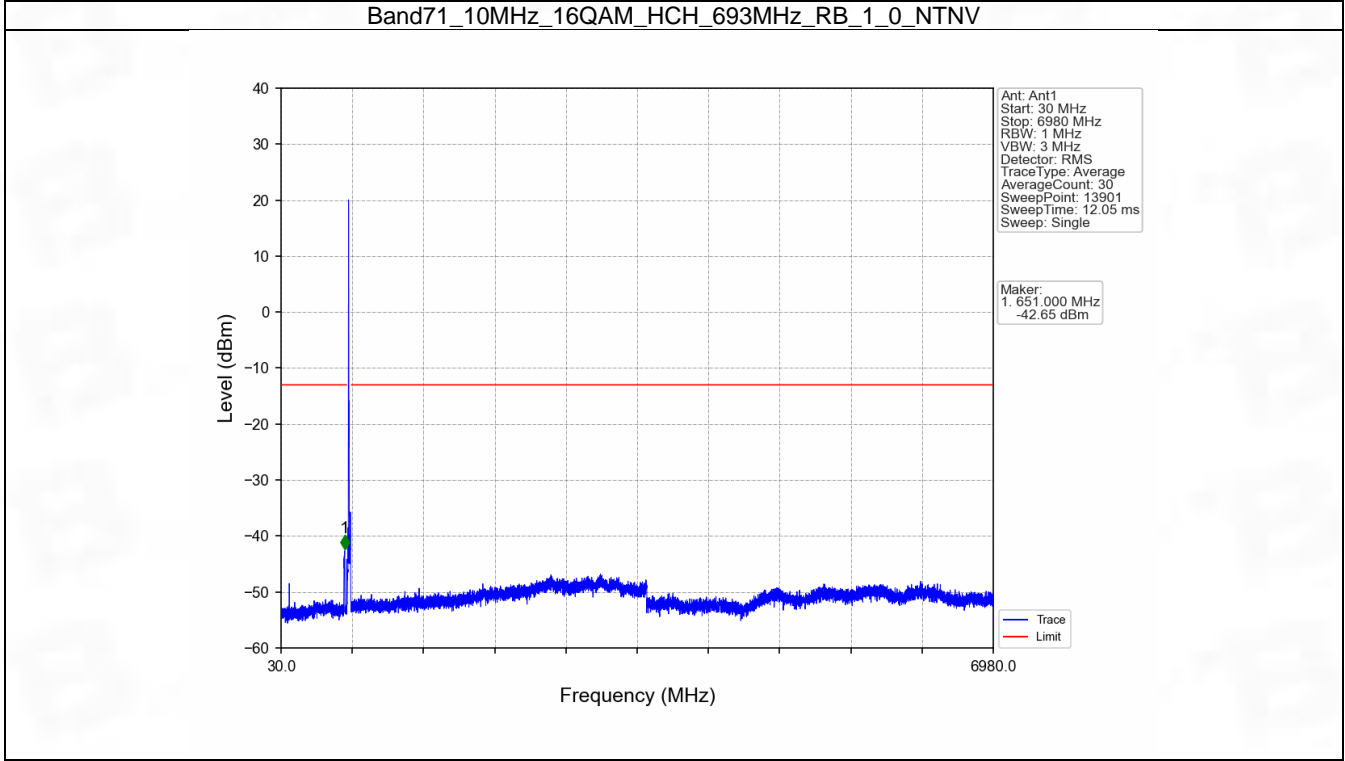
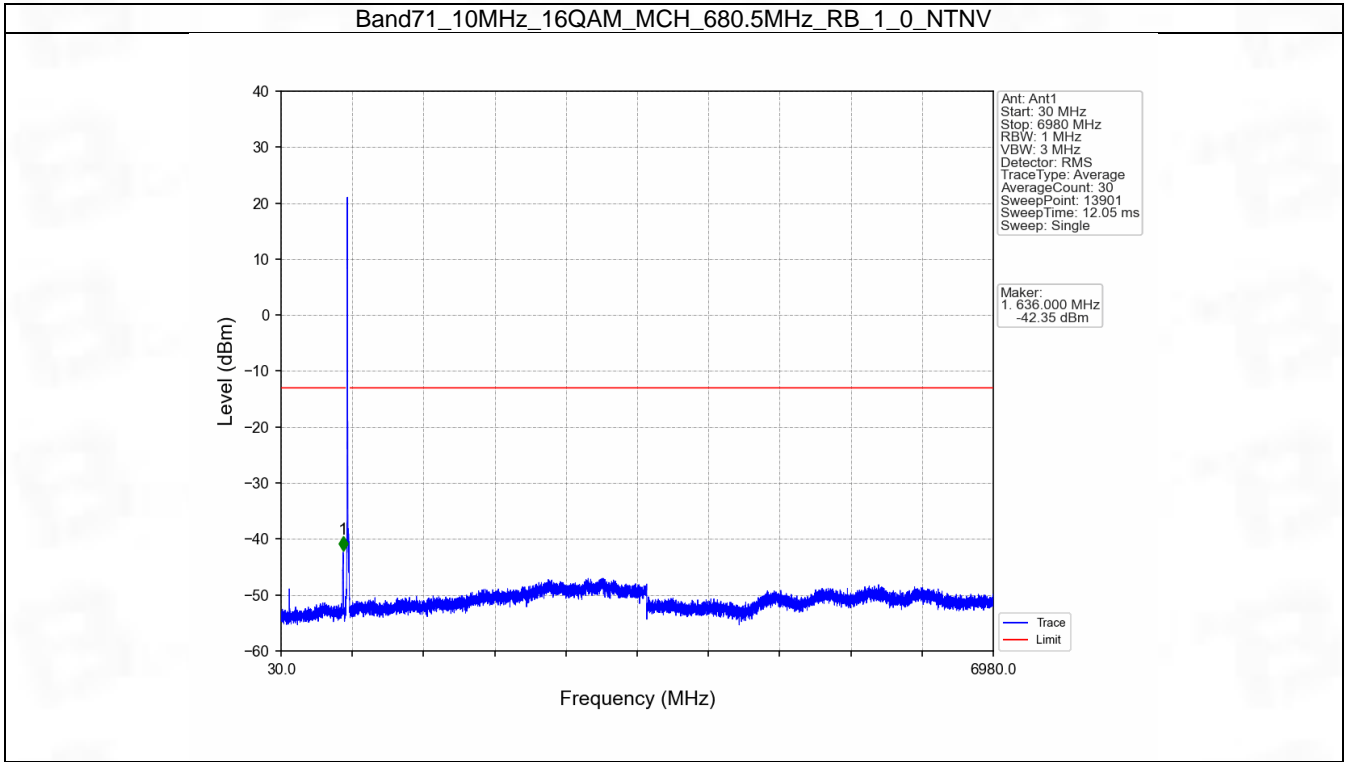
Band71_10MHz_16QAM_LCH_668MHz_RB_1_0_NTNV



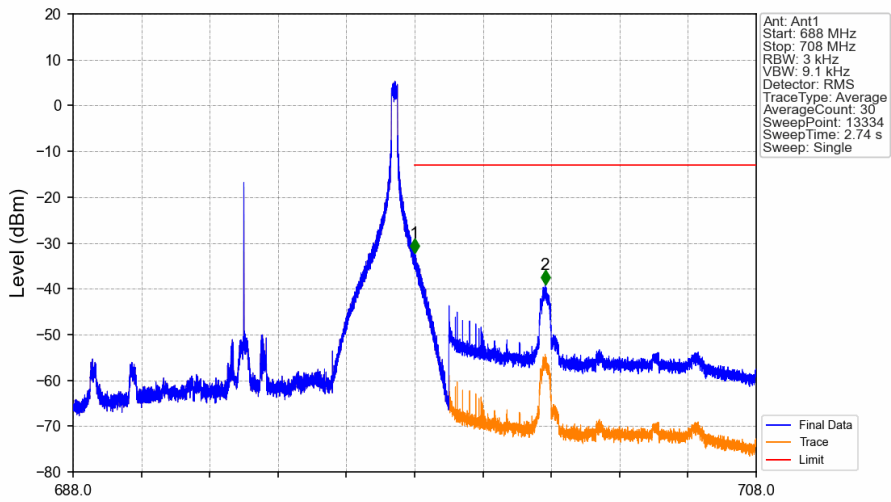
Band71_10MHz_16QAM_LCH_668MHz_RB_50_0_NTNV



Start (MHz)	Stop (MHz)	RBW (MHz)	RBW Factor(dB)	Marker No.	Freq (MHz)	Level (dBm)	Limit (dBm)	Result
653	662	0.1	0	1	661.980	-40.78	-13	Pass
662	663	0.103	0.13	2	663.000	-29.31	-13	Pass
663	673	0.103	0.13	/	/	/	/	/

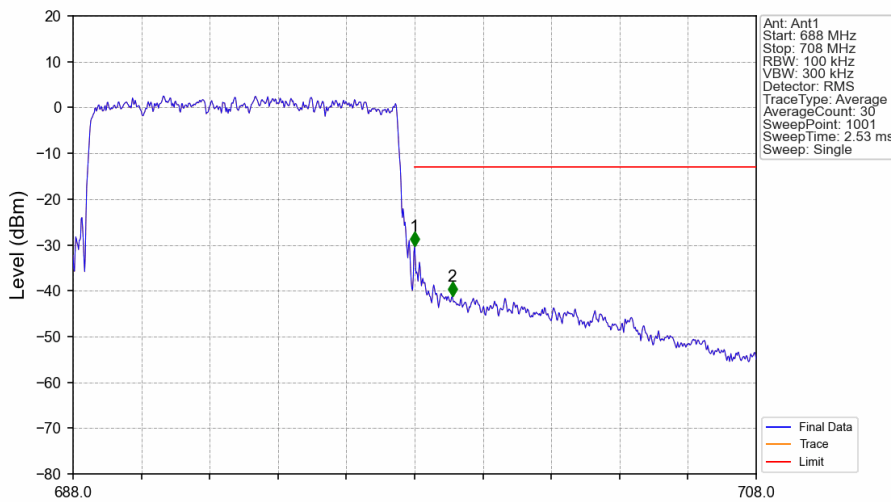


Band71_10MHz_16QAM_HCH_693MHz_RB_1_49_NTNV



Start (MHz)	Stop (MHz)	RBW (MHz)	RBW Factor(dB)	Marker No.	Freq (MHz)	Level (dBm)	Limit (dBm)	Result
688	698	0.003	0	/	/	/	/	/
698	699	0.003	0	1	698.001	-32.23	-13	Pass
699	708	0.1	15.23	2	701.821	-39.05	-13	Pass

Band71_10MHz_16QAM_HCH_693MHz_RB_50_0_NTNV



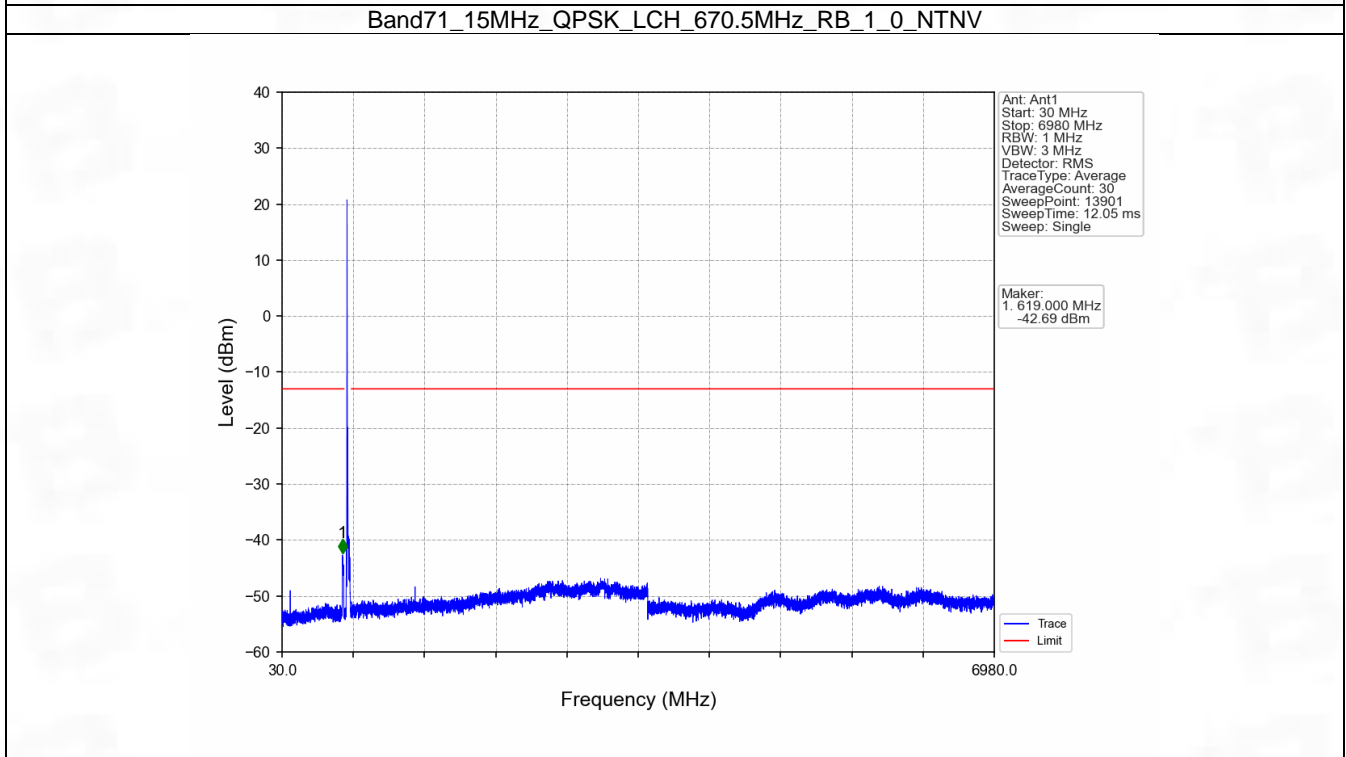
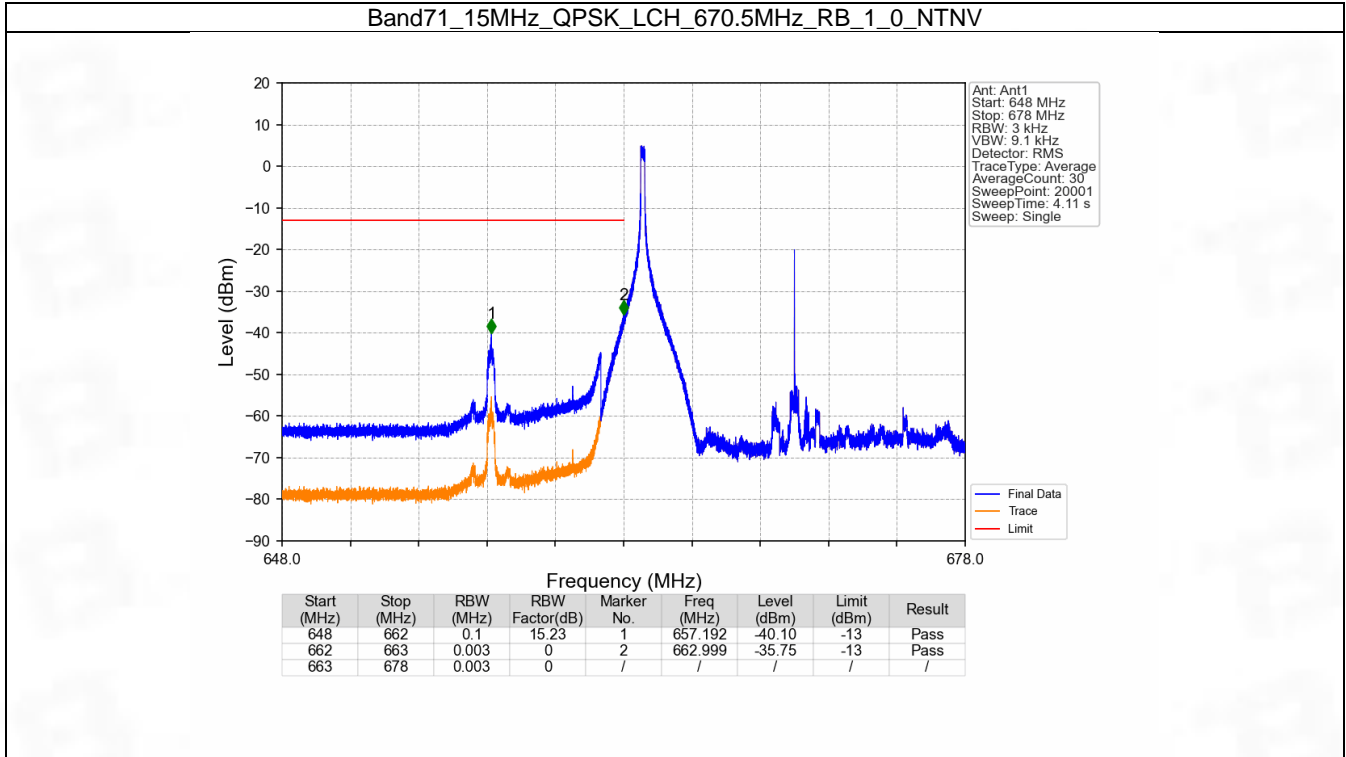
Start (MHz)	Stop (MHz)	RBW (MHz)	RBW Factor(dB)	Marker No.	Freq (MHz)	Level (dBm)	Limit (dBm)	Result
688	698	0.101	0.04	/	/	/	/	/
698	699	0.101	0.04	1	698.000	-30.21	-13	Pass
699	708	0.1	0	2	699.100	-41.24	-13	Pass

6.3 B71_15MHz

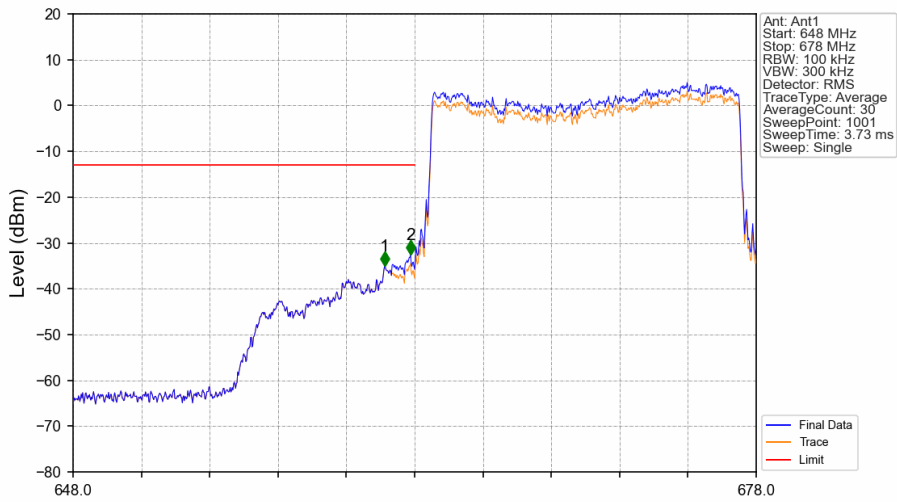
6.3.1 Test Result

Band: 71 / Bandwidth: 15MHz / NTV						
Modulation	Frequency (MHz)	RB Allocation		Spurious Emission		Verdict
		Size	Offset	Result	Limit	
QPSK	670.5	1	0	Refer To Test Graph		Pass
		75	0	Refer To Test Graph		Pass
	680.5	1	0	Refer To Test Graph		Pass
	690.5	1	0	Refer To Test Graph		Pass
			74	Refer To Test Graph		Pass
		75	0	Refer To Test Graph		Pass
16QAM	670.5	1	0	Refer To Test Graph		Pass
		75	0	Refer To Test Graph		Pass
	680.5	1	0	Refer To Test Graph		Pass
	690.5	1	0	Refer To Test Graph		Pass
			74	Refer To Test Graph		Pass
		75	0	Refer To Test Graph		Pass

6.3.2 Test Graph

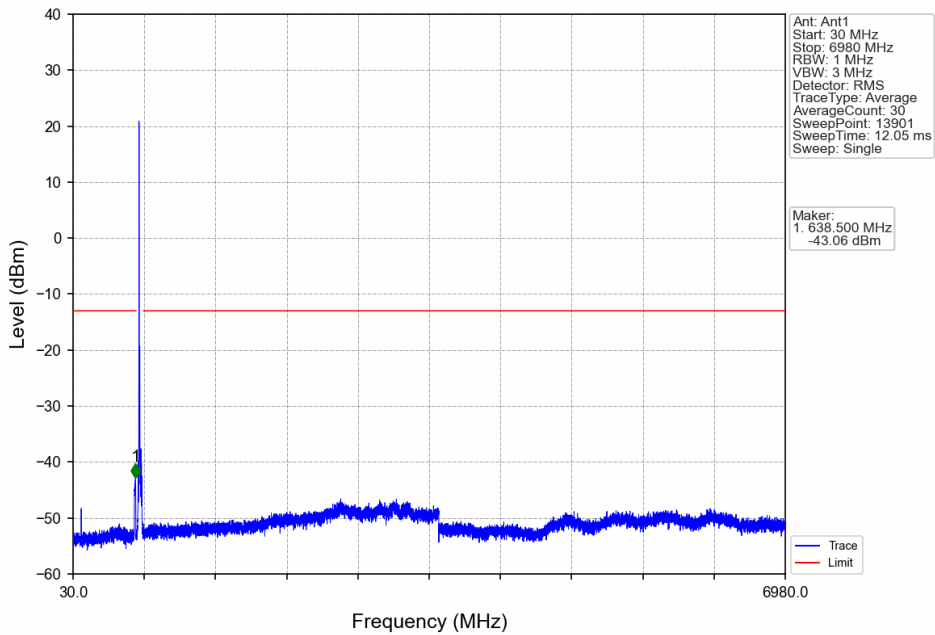


Band71_15MHz_QPSK_LCH_670.5MHz_RB_75_0_NTNV

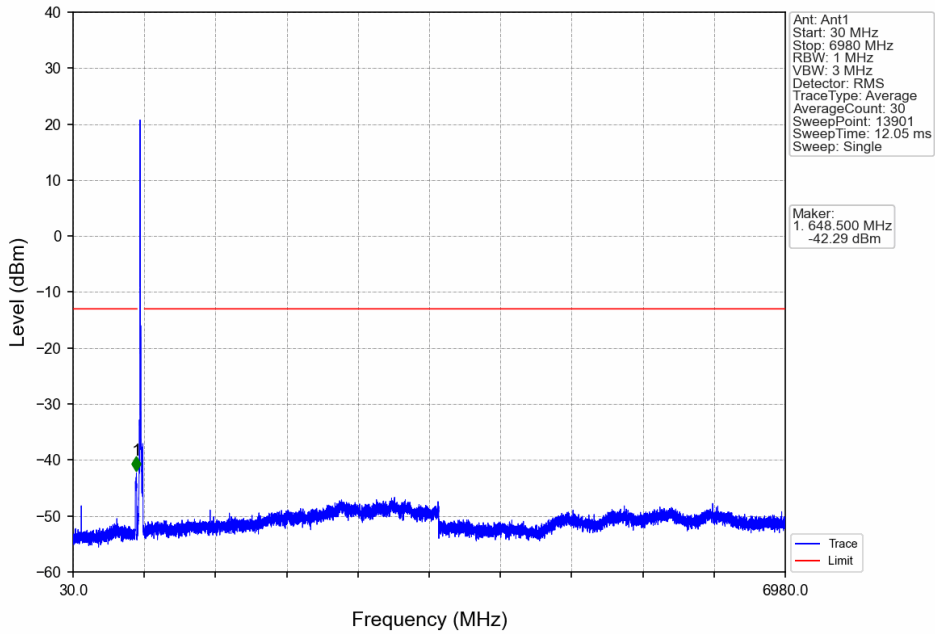


Start (MHz)	Stop (MHz)	RBW (MHz)	RBW Factor(dB)	Marker No.	Freq (MHz)	Level (dBm)	Limit (dBm)	Result
648	662	0.1	0	1	661.680	-35.08	-13	Pass
662	663	0.154	1.88	2	662.820	-32.62	-13	Pass
663	678	0.154	1.88	/	/	/	/	/

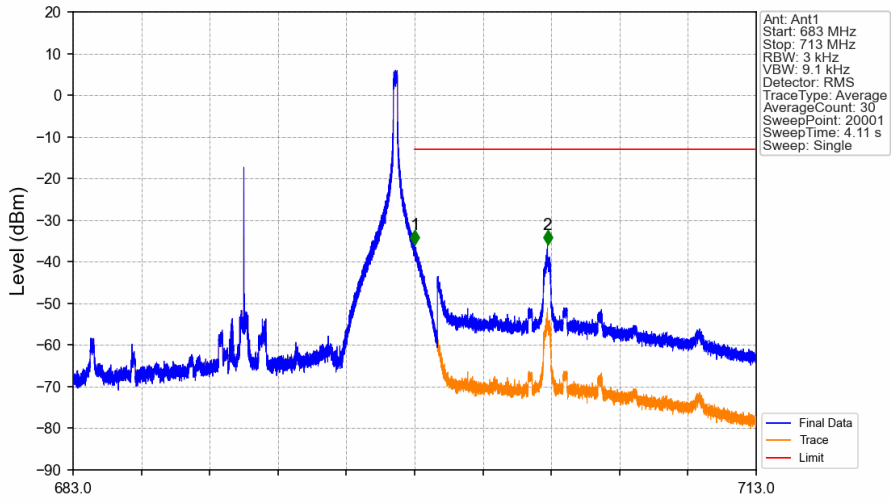
Band71_15MHz_QPSK_MCH_680.5MHz_RB_1_0_NTNV



Band71_15MHz_QPSK_HCH_690.5MHz_RB_1_0_NTNV

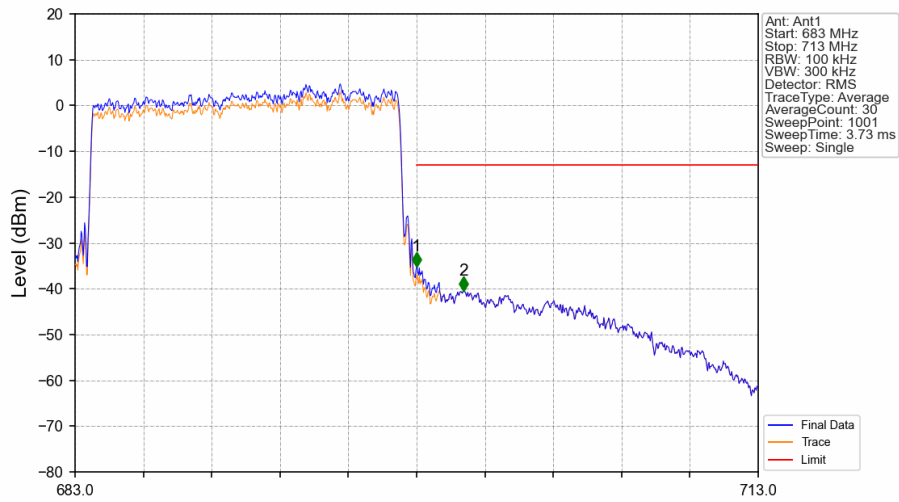


Band71_15MHz_QPSK_HCH_690.5MHz_RB_1_74_NTNV



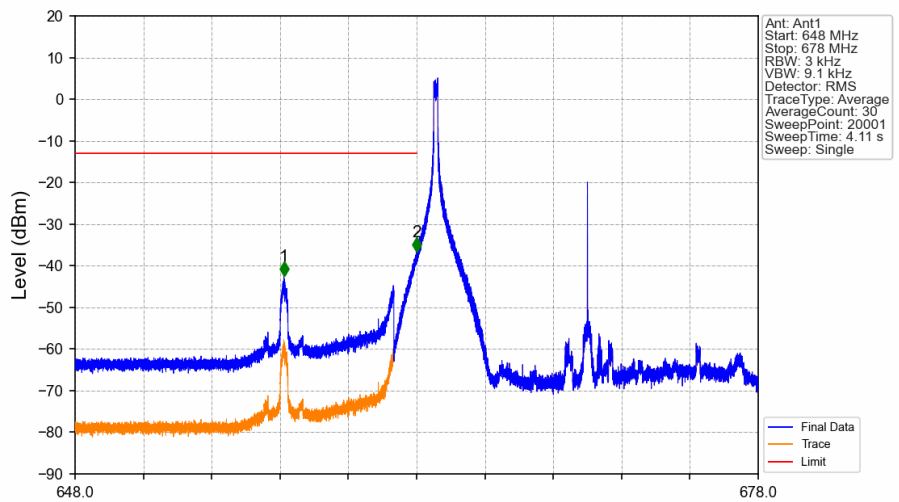
Start (MHz)	Stop (MHz)	RBW (MHz)	RBW Factor(dB)	Marker No.	Freq (MHz)	Level (dBm)	Limit (dBm)	Result
683	698	0.003	0	/	/	/	/	/
698	699	0.003	0	1	698.003	-35.95	-13	Pass
699	713	0.1	15.23	2	703.835	-35.86	-13	Pass

Band71_15MHz_QPSK_HCH_690.5MHz_RB_75_0_NTNV



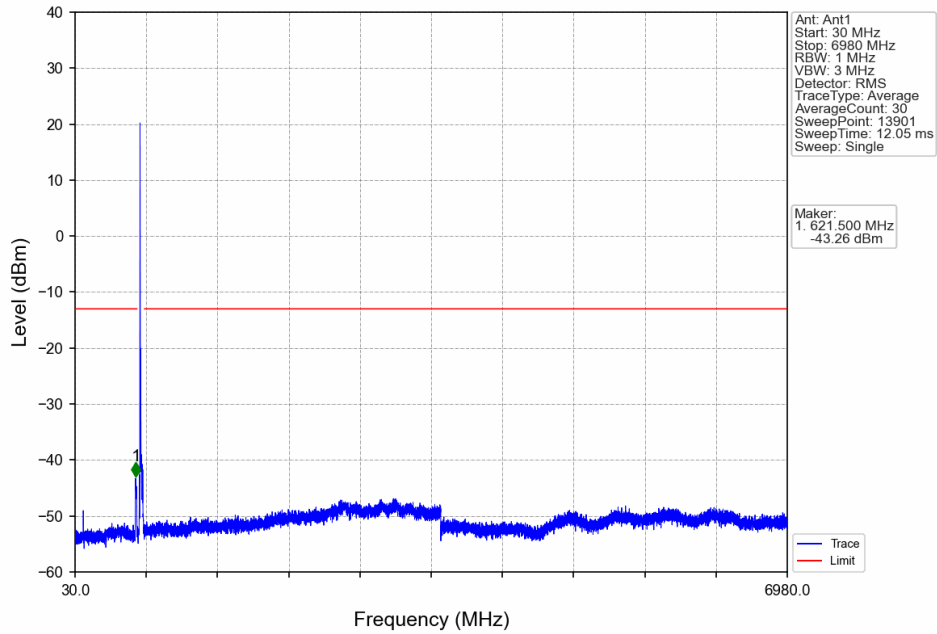
Start (MHz)	Stop (MHz)	RBW (MHz)	RBW Factor(dB)	Marker No.	Freq (MHz)	Level (dBm)	Limit (dBm)	Result
683	698	0.152	1.82	/	/	/	/	/
698	699	0.152	1.82	1	698.000	-35.15	-13	Pass
699	713	0.1	0	2	700.070	-40.41	-13	Pass

Band71_15MHz_16QAM_LCH_670.5MHz_RB_1_0_NTNV

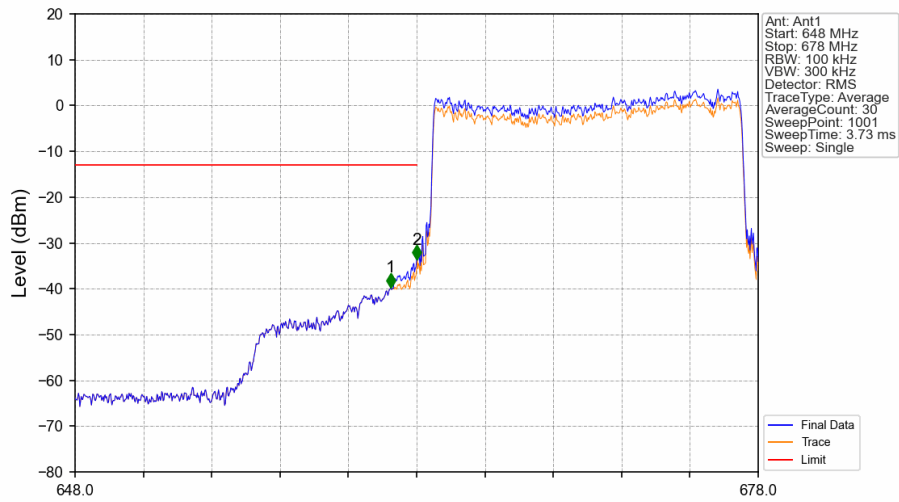


Start (MHz)	Stop (MHz)	RBW (MHz)	RBW Factor(dB)	Marker No.	Freq (MHz)	Level (dBm)	Limit (dBm)	Result
648	662	0.1	15.23	1	657.168	-42.55	-13	Pass
662	663	0.003	0	2	663.000	-36.65	-13	Pass
663	678	0.003	0	/	/	/	/	/

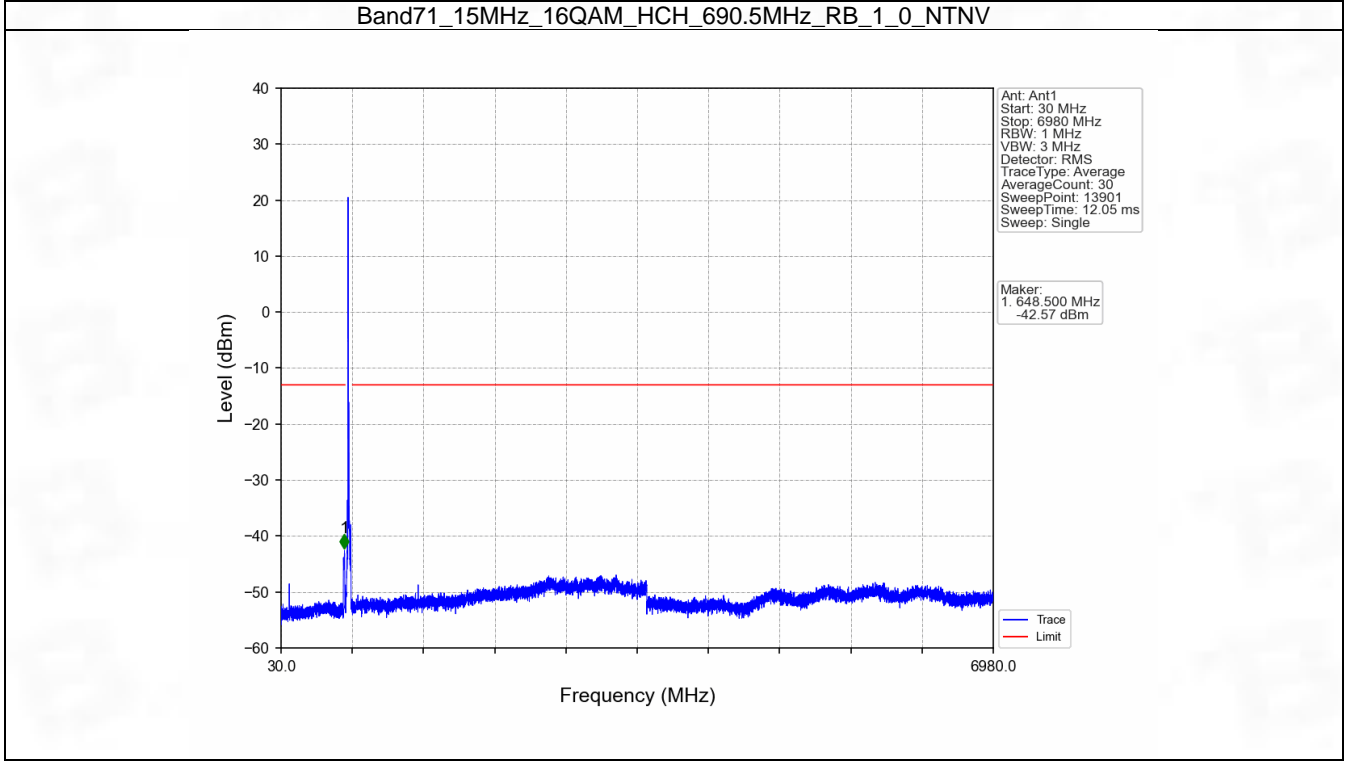
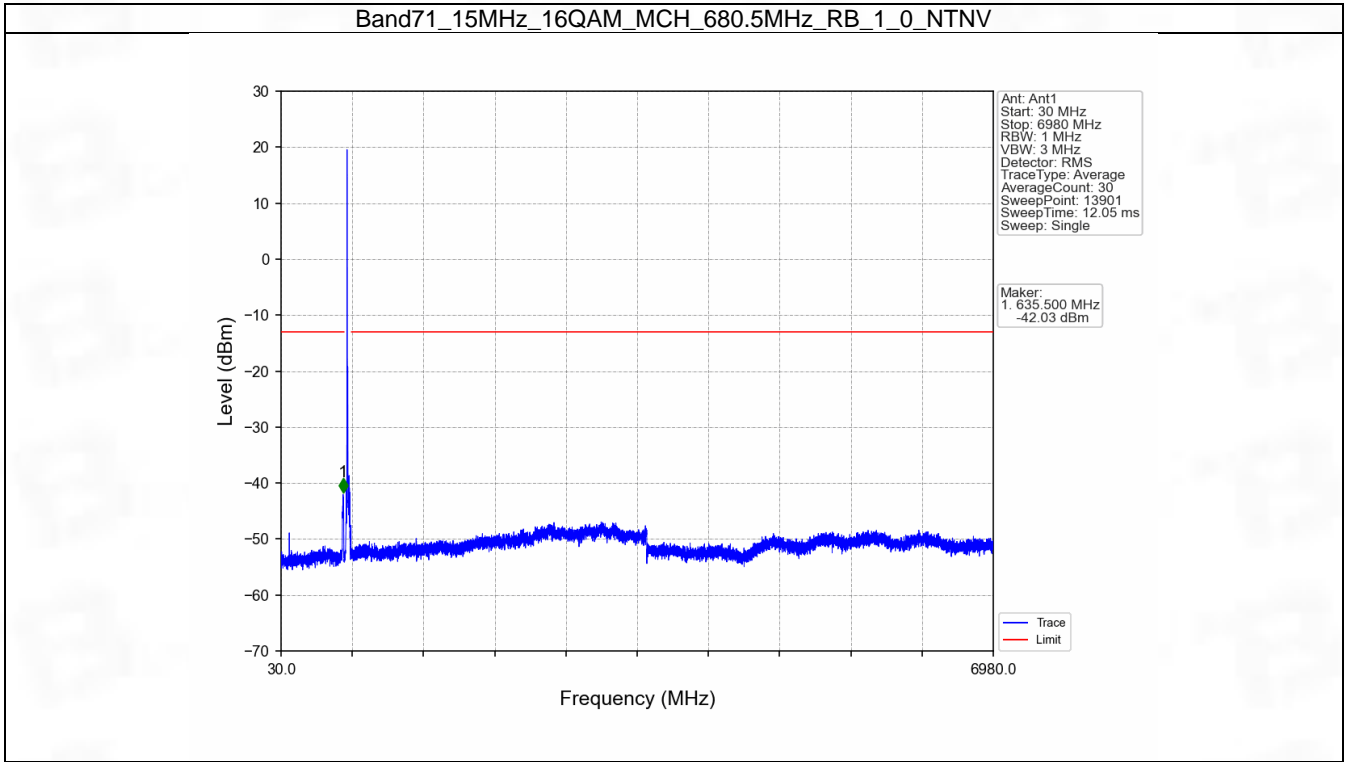
Band71_15MHz_16QAM_LCH_670.5MHz_RB_1_0_NTNV



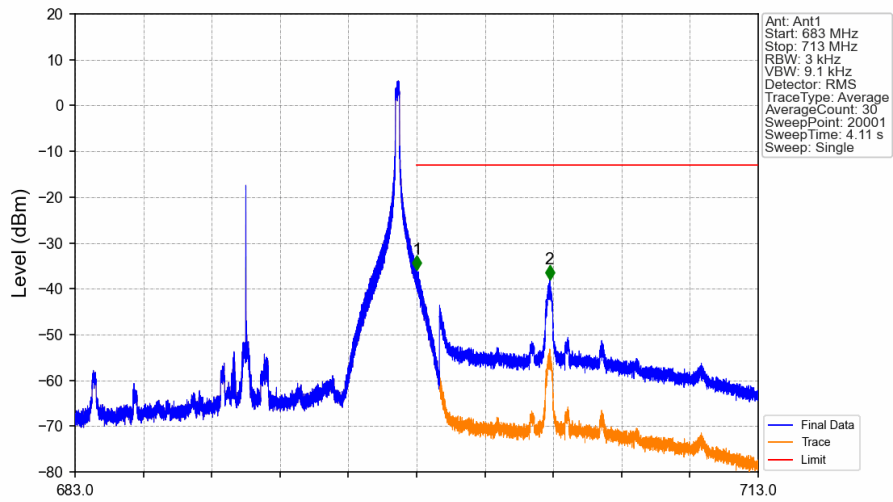
Band71_15MHz_16QAM_LCH_670.5MHz_RB_75_0_NTNV



Start (MHz)	Stop (MHz)	RBW (MHz)	RBW Factor(dB)	Marker No.	Freq (MHz)	Level (dBm)	Limit (dBm)	Result
648	662	0.1	0	1	661.860	-39.71	-13	Pass
662	663	0.154	1.88	2	663.000	-33.62	-13	Pass
663	678	0.154	1.88	/	/	/	/	/

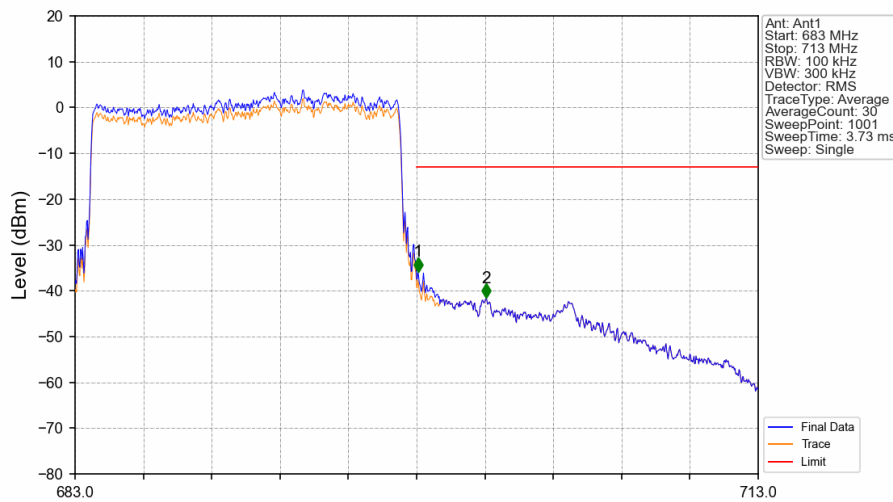


Band71_15MHz_16QAM_HCH_690.5MHz_RB_1_74_NTNV



Start (MHz)	Stop (MHz)	RBW (MHz)	RBW Factor(dB)	Marker No.	Freq (MHz)	Level (dBm)	Limit (dBm)	Result
683	698	0.003	0	/	/	/	/	/
698	699	0.003	0	1	698.014	-35.84	-13	Pass
699	713	0.1	15.23	2	703.835	-37.96	-13	Pass

Band71_15MHz_16QAM_HCH_690.5MHz_RB_75_0_NTNV



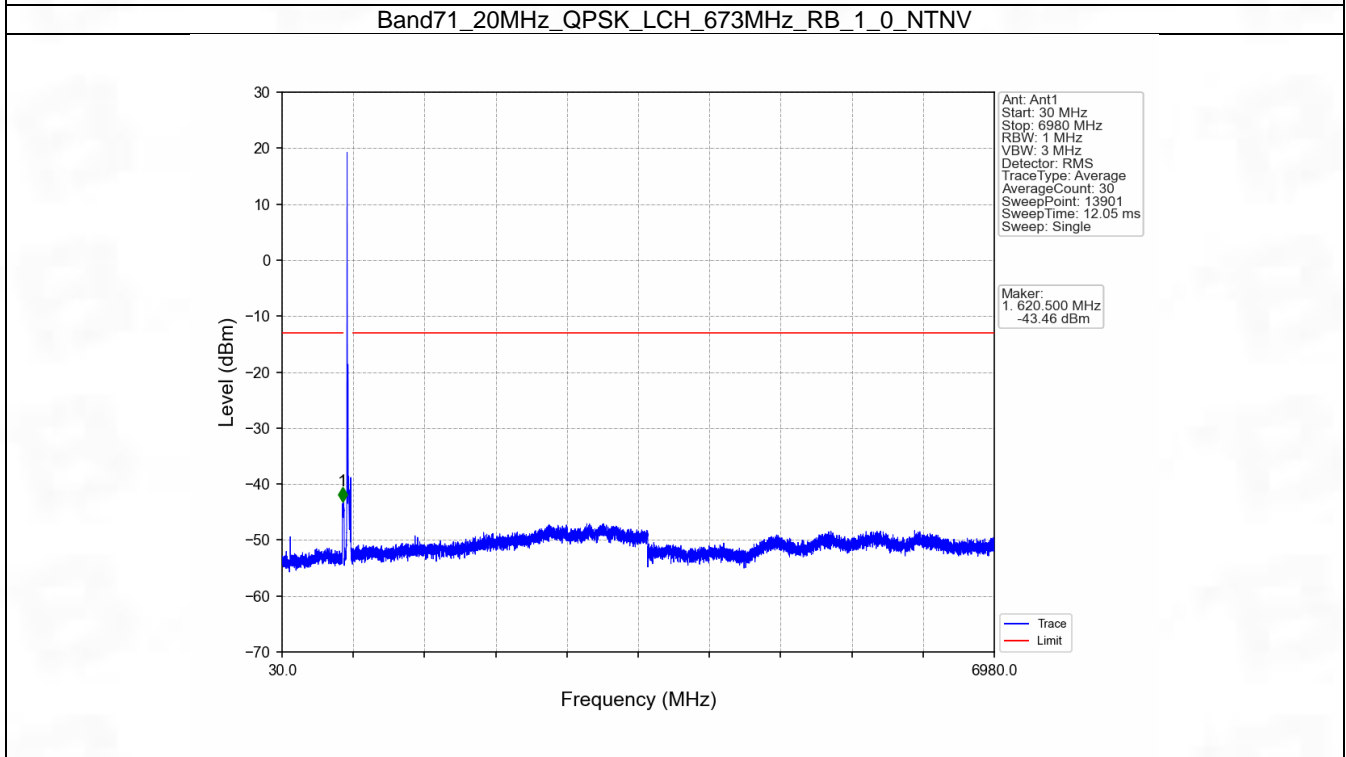
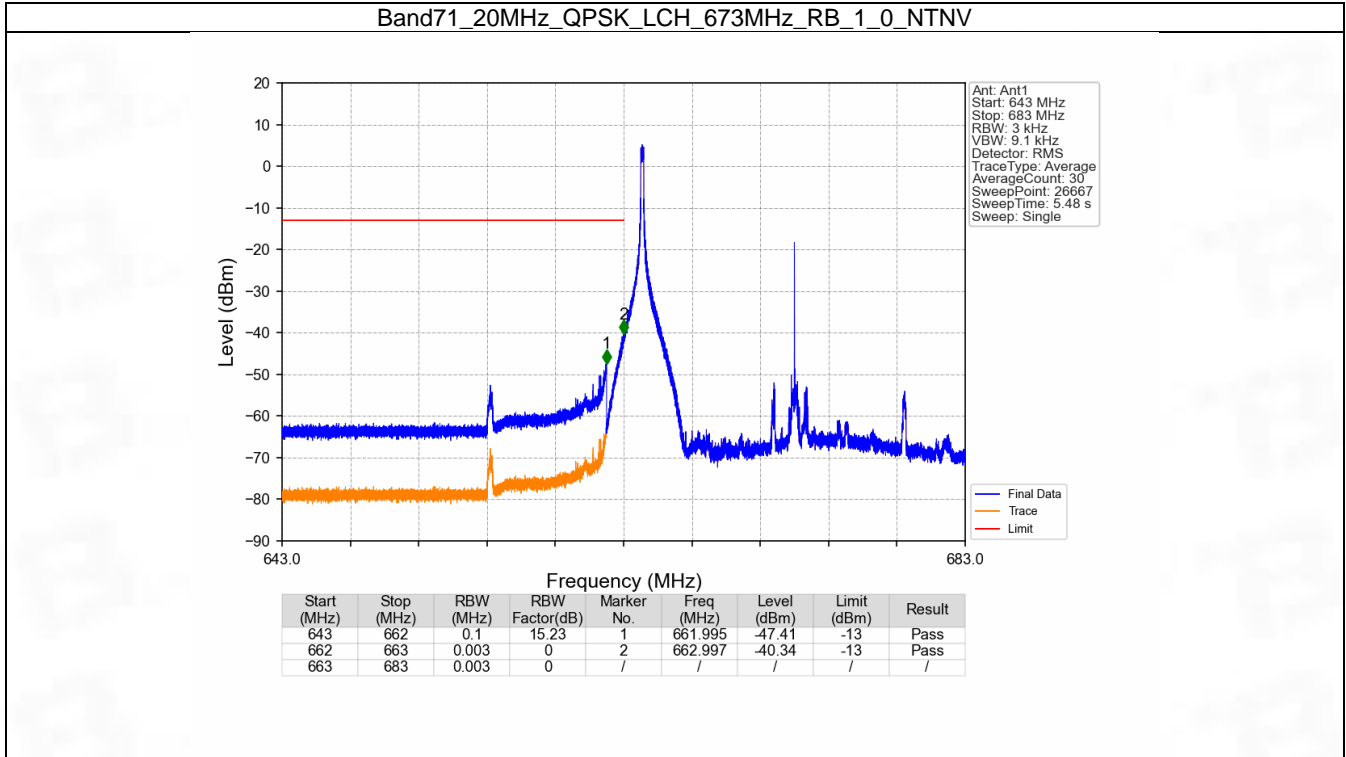
Start (MHz)	Stop (MHz)	RBW (MHz)	RBW Factor(dB)	Marker No.	Freq (MHz)	Level (dBm)	Limit (dBm)	Result
683	698	0.154	1.88	/	/	/	/	/
698	699	0.154	1.88	1	698.060	-35.83	-13	Pass
699	713	0.1	0	2	701.060	-41.62	-13	Pass

6.4 B71_20MHz

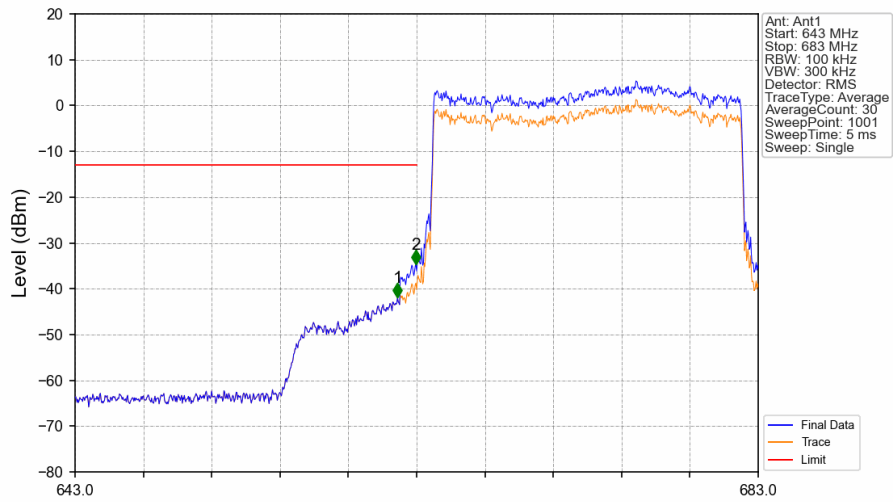
6.4.1 Test Result

Band: 71 / Bandwidth: 20MHz / NTNV						
Modulation	Frequency (MHz)	RB Allocation		Spurious Emission		Verdict
		Size	Offset	Result	Limit	
QPSK	673	1	0	Refer To Test Graph		Pass
		100	0	Refer To Test Graph		Pass
	688	1	0	Refer To Test Graph		Pass
		1	0	Refer To Test Graph		Pass
			99	Refer To Test Graph		Pass
		100	0	Refer To Test Graph		Pass
16QAM	673	1	0	Refer To Test Graph		Pass
		100	0	Refer To Test Graph		Pass
	688	1	0	Refer To Test Graph		Pass
		1	0	Refer To Test Graph		Pass
			99	Refer To Test Graph		Pass
		100	0	Refer To Test Graph		Pass

6.4.2 Test Graph

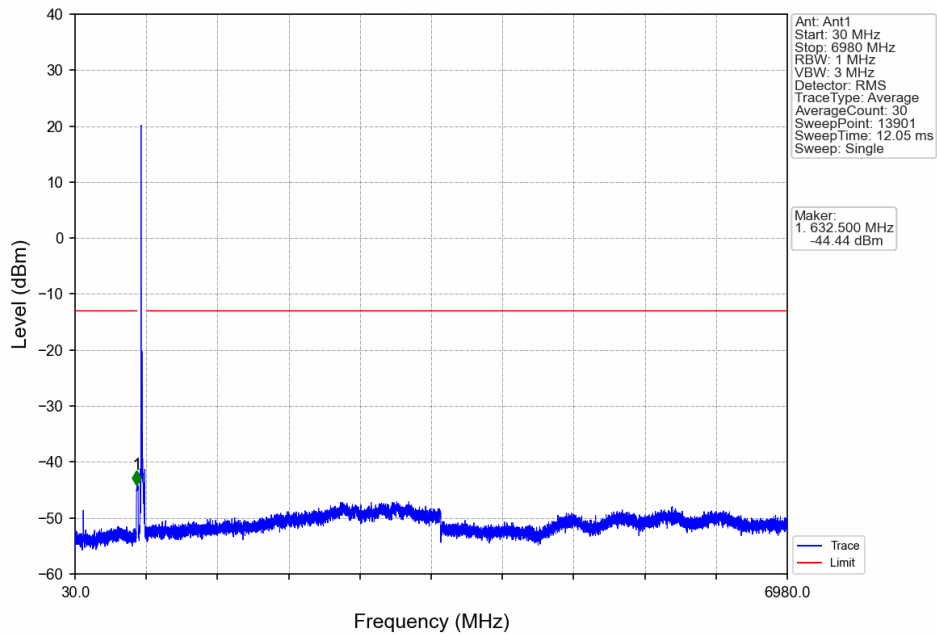


Band71_20MHz_QPSK_LCH_673MHz_RB_100_0_NTNV

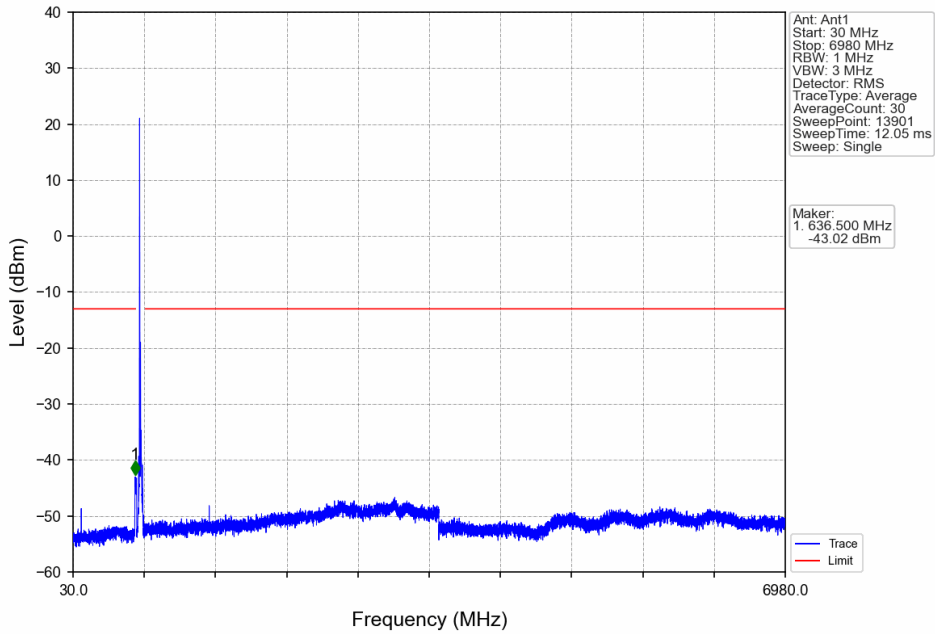


Start (MHz)	Stop (MHz)	RBW (MHz)	RBW Factor(dB)	Marker No.	Freq (MHz)	Level (dBm)	Limit (dBm)	Result
643	662	0.1	0	1	661.880	-41.96	-13	Pass
662	663	0.254	4.05	2	662.960	-34.70	-13	Pass
663	683	0.254	4.05	/	/	/	/	/

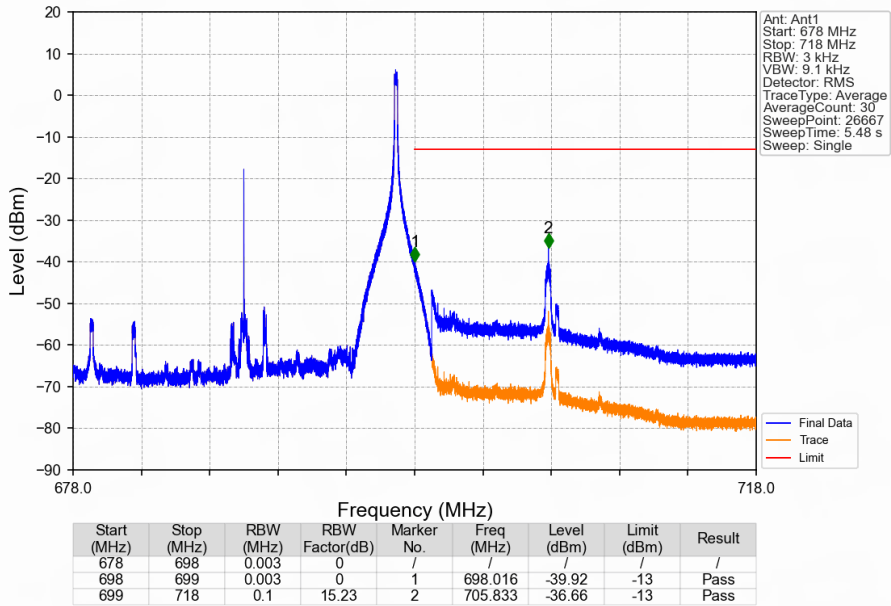
Band71_20MHz_QPSK_MCH_683MHz_RB_1_0_NTNV



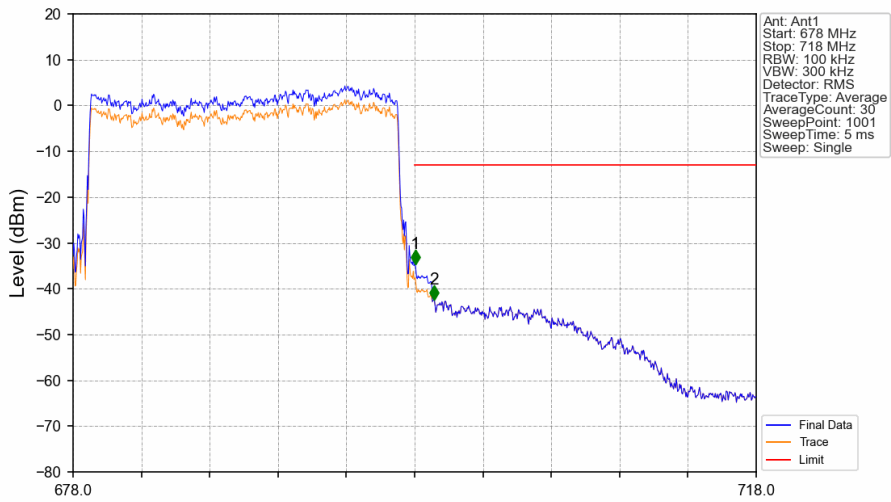
Band71_20MHz_QPSK_HCH_688MHz_RB_1_0_NTNV



Band71_20MHz_QPSK_HCH_688MHz_RB_1_99_NTNV

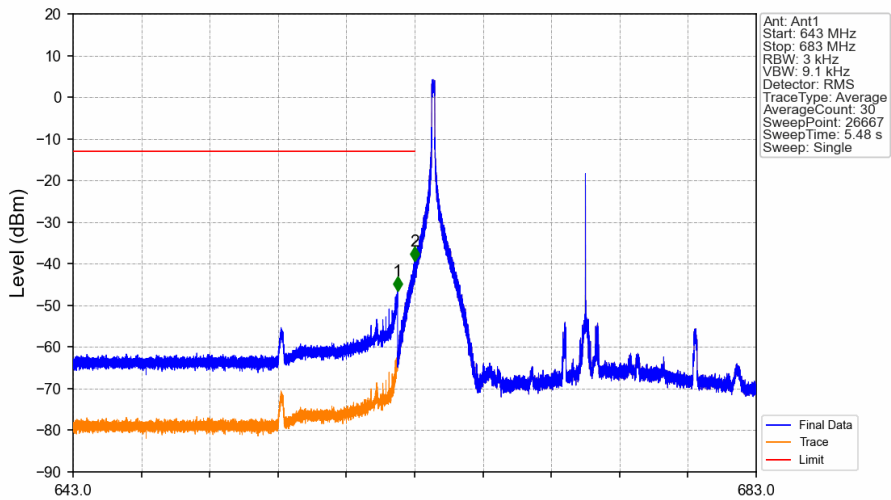


Band71_20MHz_QPSK_HCH_688MHz_RB_100_0_NTNV



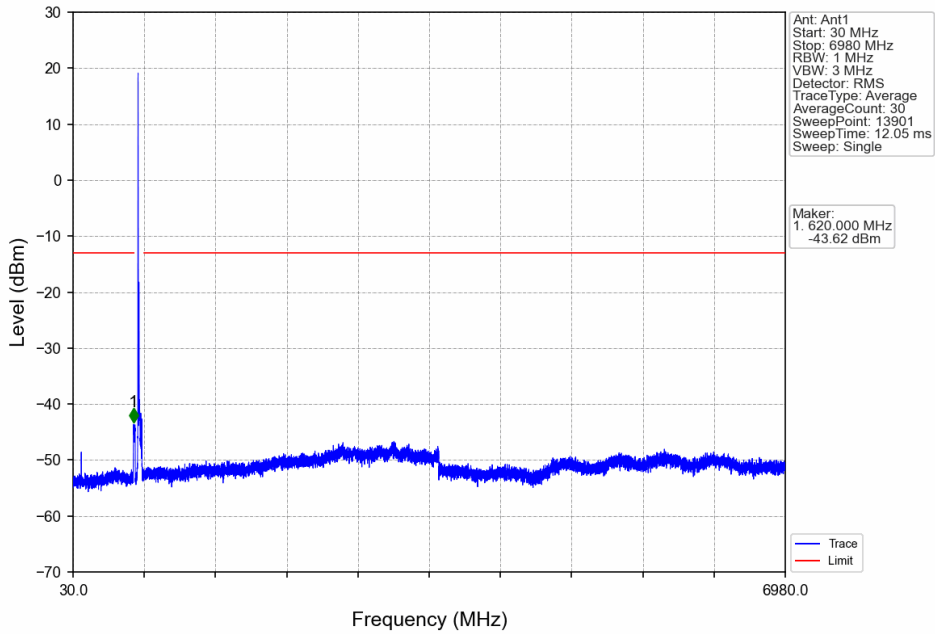
Start (MHz)	Stop (MHz)	RBW (MHz)	RBW Factor(dB)	Marker No.	Freq (MHz)	Level (dBm)	Limit (dBm)	Result
678	698	0.2	3.01	/	/	/	/	/
698	699	0.2	3.01	1	698.040	-34.61	-13	Pass
699	718	0.1	0	2	699.120	-42.35	-13	Pass

Band71_20MHz_16QAM_LCH_673MHz_RB_1_0_NTNV

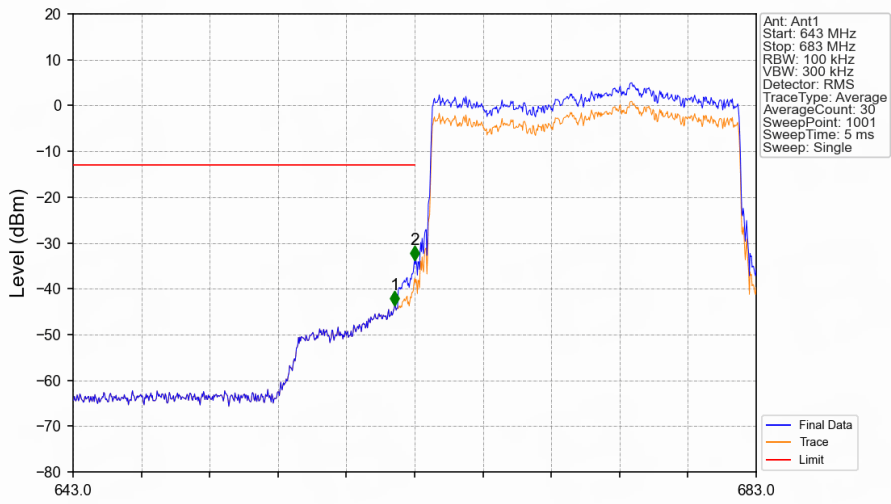


Start (MHz)	Stop (MHz)	RBW (MHz)	RBW Factor(dB)	Marker No.	Freq (MHz)	Level (dBm)	Limit (dBm)	Result
643	662	0.1	15.23	1	661.986	-46.57	-13	Pass
662	663	0.003	0	2	662.997	-39.44	-13	Pass
663	683	0.003	0	/	/	/	/	/

Band71_20MHz_16QAM_LCH_673MHz_RB_1_0_NTNV

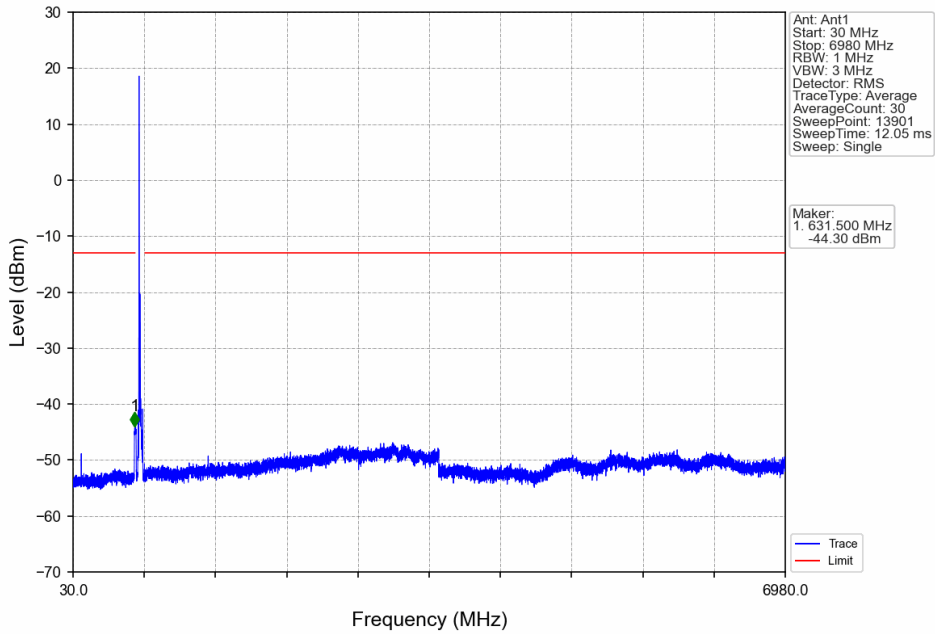


Band71_20MHz_16QAM_LCH_673MHz_RB_100_0_NTNV

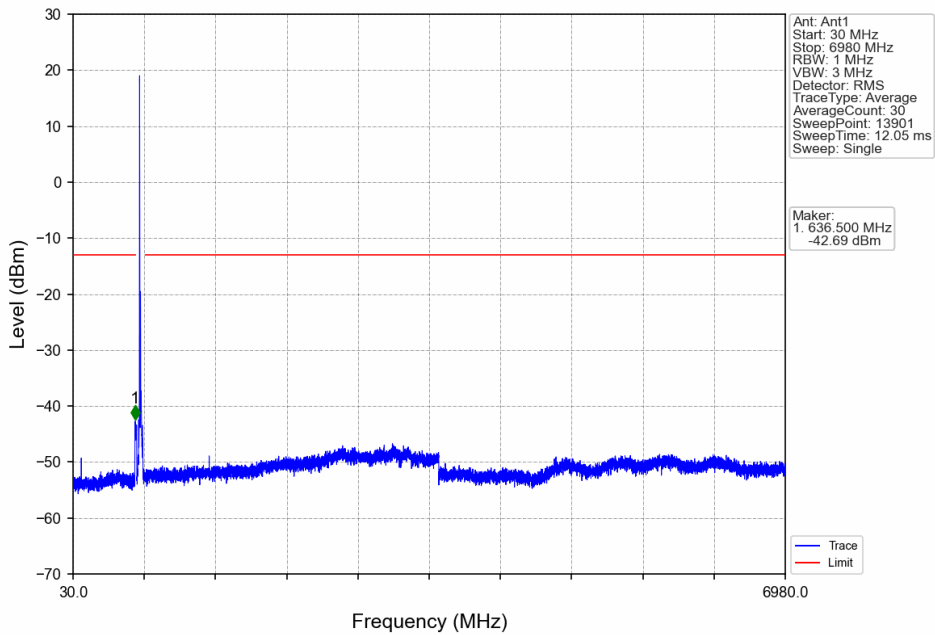


Start (MHz)	Stop (MHz)	RBW (MHz)	RBW Factor(dB)	Marker No.	Freq (MHz)	Level (dBm)	Limit (dBm)	Result
643	662	0.1	0	1	661.840	-43.61	-13	Pass
662	663	0.254	4.05	2	663.000	-33.71	-13	Pass
663	683	0.254	4.05	/	/	/	/	/

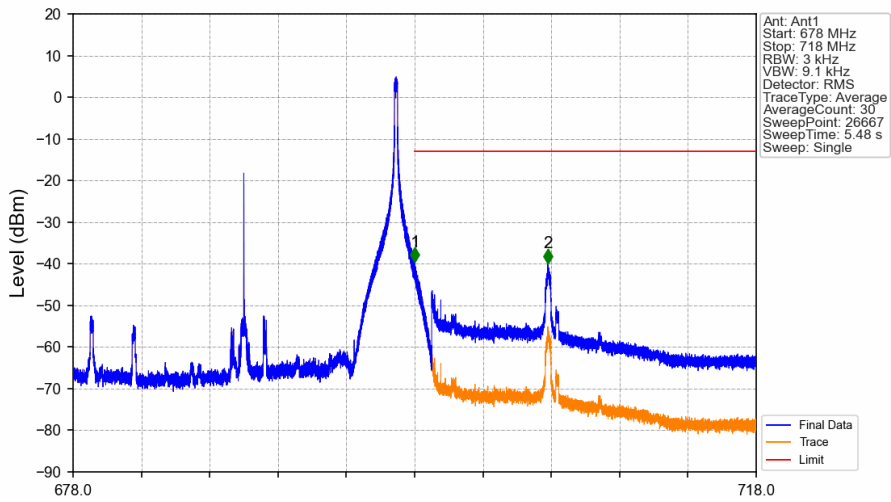
Band71_20MHz_16QAM_MCH_683MHz_RB_1_0_NTNV



Band71_20MHz_16QAM_HCH_688MHz_RB_1_0_NTNV

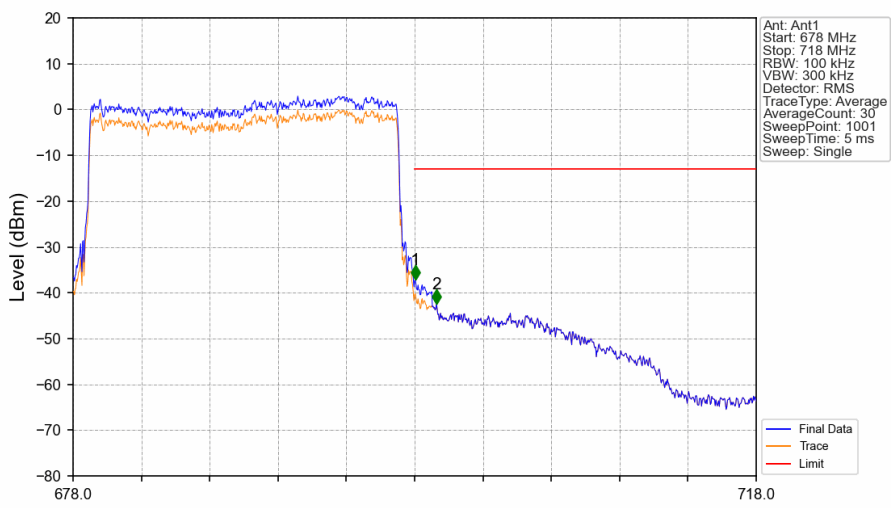


Band71_20MHz_16QAM_HCH_688MHz_RB_1_99_NTNV



Start (MHz)	Stop (MHz)	RBW (MHz)	RBW Factor(dB)	Marker No.	Freq (MHz)	Level (dBm)	Limit (dBm)	Result
678	698	0.003	0	/	/	/	/	/
698	699	0.003	0	1	698.006	-39.58	-13	Pass
699	718	0.1	15.23	2	705.805	-39.84	-13	Pass

Band71_20MHz_16QAM_HCH_688MHz_RB_100_0_NTNV



Start (MHz)	Stop (MHz)	RBW (MHz)	RBW Factor(dB)	Marker No.	Freq (MHz)	Level (dBm)	Limit (dBm)	Result
678	698	0.2	3.01	/	/	/	/	/
698	699	0.2	3.01	1	698.040	-37.21	-13	Pass
699	718	0.1	0	2	699.280	-42.38	-13	Pass

7. Form731

7.1 Form731_Power

7.1.1 Test Result

Band	BW	Lower Freq	High Freq	MAX Power (W)	Value	Hz/ppm	Emission Designator	Rule Parts	MAX Power (dBm)
71	5	665.5	695.5	0.1837	0.0177	ppm	4M57G7D	27N	22.64
71	5	665.5	695.5	0.1489	0.0166	ppm	4M57W7D	27N	21.73
71	10	668	693	0.1807	0.0129	ppm	9M15G7D	27N	22.57
71	10	668	693	0.1493	0.0152	ppm	9M12W7D	27N	21.74
71	15	670.5	690.5	0.1702	0.0139	ppm	13M8G7D	27N	22.31
71	15	670.5	690.5	0.1346	0.0178	ppm	13M7W7D	27N	21.29
71	20	673	688	0.1644	0.0139	ppm	18M2G7D	27N	22.16
71	20	673	688	0.1262	0.0150	ppm	18M3W7D	27N	21.01

7.2 Form731_ERP

7.2.1 Test Result

Band	BW	Lower Freq	High Freq	MAX Power (W)	Value	Hz/ppm	Emission Designator	Rule Parts	MAX Power (dBm)
71	5	665.5	695.5	0.1233	0.0177	ppm	4M57G7D	27N	20.91
71	5	665.5	695.5	0.1000	0.0166	ppm	4M57W7D	27N	20.00
71	10	668	693	0.1213	0.0129	ppm	9M15G7D	27N	20.84
71	10	668	693	0.1002	0.0152	ppm	9M12W7D	27N	20.01
71	15	670.5	690.5	0.1143	0.0139	ppm	13M8G7D	27N	20.58
71	15	670.5	690.5	0.0904	0.0178	ppm	13M7W7D	27N	19.56
71	20	673	688	0.1104	0.0139	ppm	18M2G7D	27N	20.43
71	20	673	688	0.0847	0.0150	ppm	18M3W7D	27N	19.28