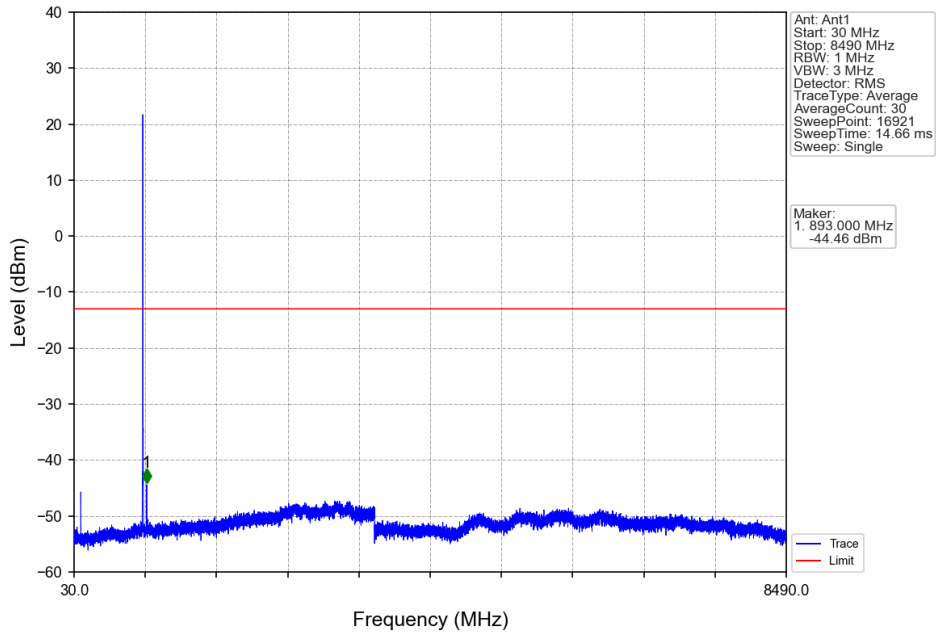
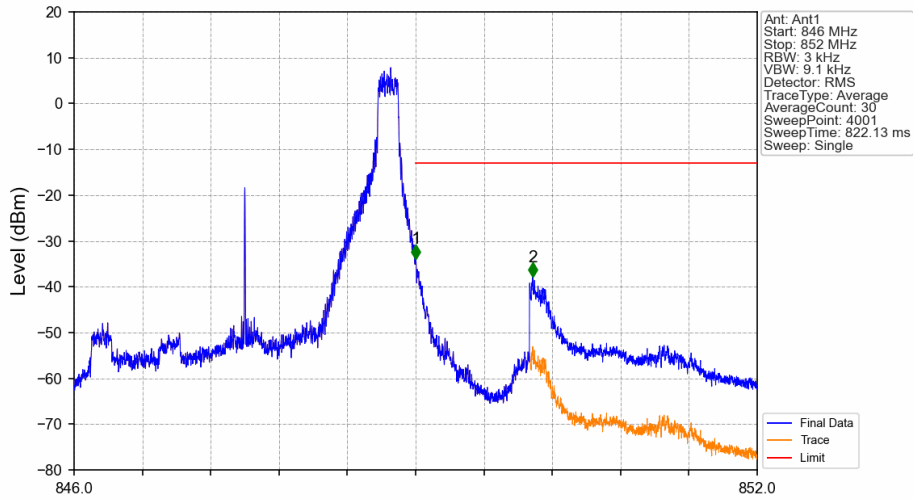


Band5_3MHz_QPSK_HCH_847.5MHz_RB_1_0_NTNV

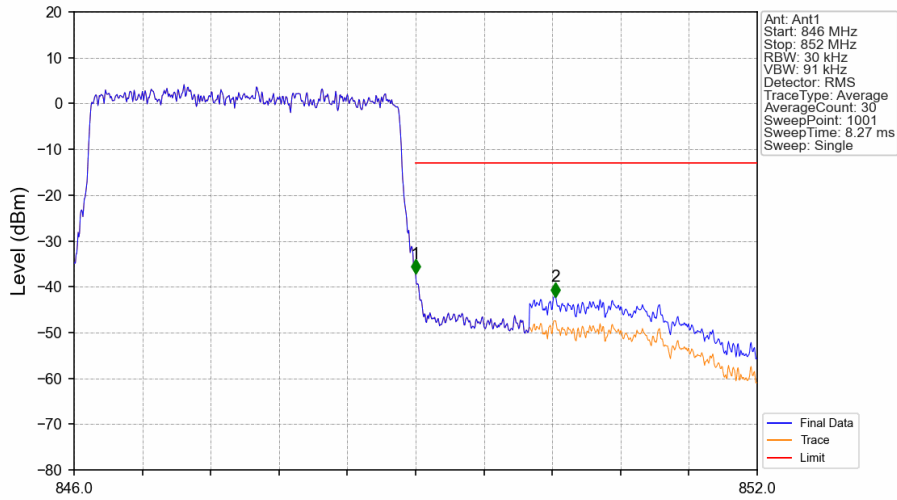


Band5_3MHz_QPSK_HCH_847.5MHz_RB_1_14_NTNV



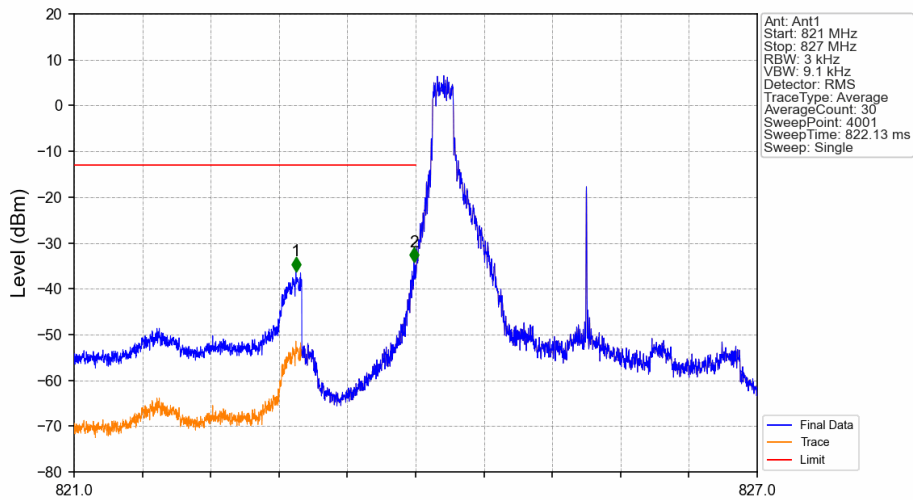
Start (MHz)	Stop (MHz)	RBW (MHz)	RBW Factor(dB)	Marker No.	Freq (MHz)	Level (dBm)	Limit (dBm)	Result
846	849	0.003	0	/	/	/	/	/
849	850	0.003	0	1	849.001	-33.88	-13	Pass
850	852	0.1	15.23	2	850.029	-37.83	-13	Pass

Band5_3MHz_QPSK_HCH_847.5MHz_RB_15_0_NTNV



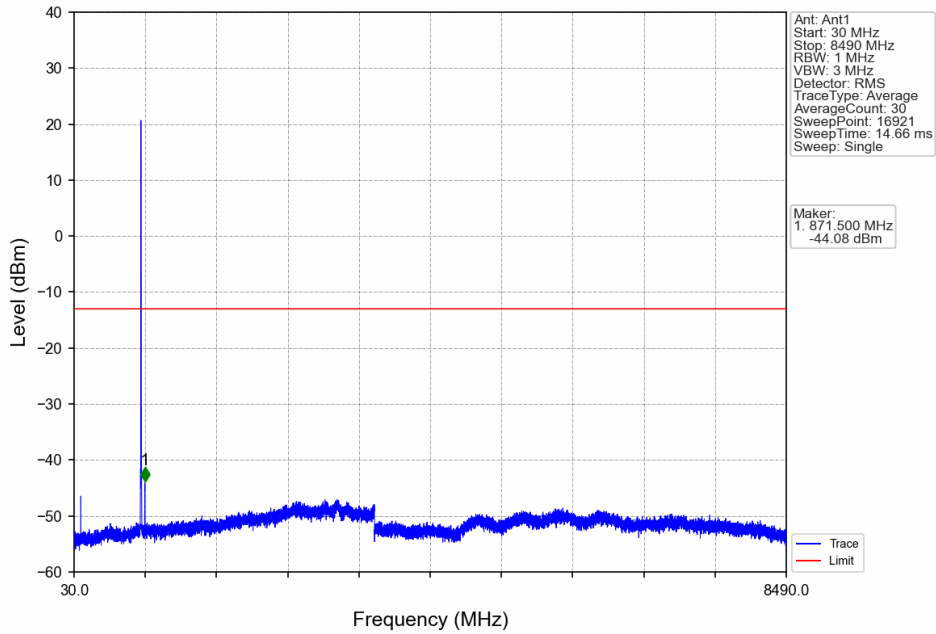
Start (MHz)	Stop (MHz)	RBW (MHz)	RBW Factor(dB)	Marker No.	Freq (MHz)	Level (dBm)	Limit (dBm)	Result
846	849	0.03	0	/	/	/	/	/
849	850	0.03	0	1	849.000	-37.12	-13	Pass
850	852	0.1	5.23	2	850.230	-42.20	-13	Pass

Band5_3MHz_16QAM_LCH_825.5MHz_RB_1_0_NTNV

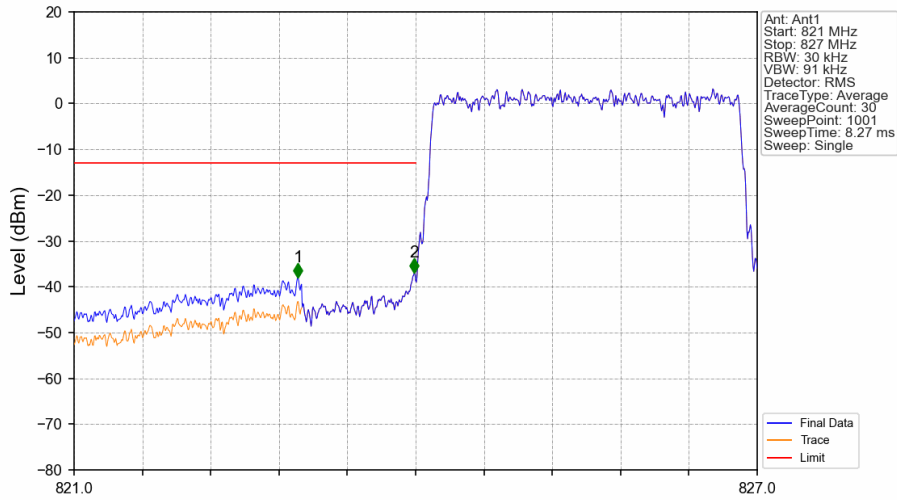


Start (MHz)	Stop (MHz)	RBW (MHz)	RBW Factor(dB)	Marker No.	Freq (MHz)	Level (dBm)	Limit (dBm)	Result
821	823	0.1	15.23	1	822.948	-36.20	-13	Pass
823	824	0.003	0	2	823.985	-34.14	-13	Pass
824	827	0.003	0	/	/	/	/	/

Band5_3MHz_16QAM_LCH_825.5MHz_RB_1_0_NTNV

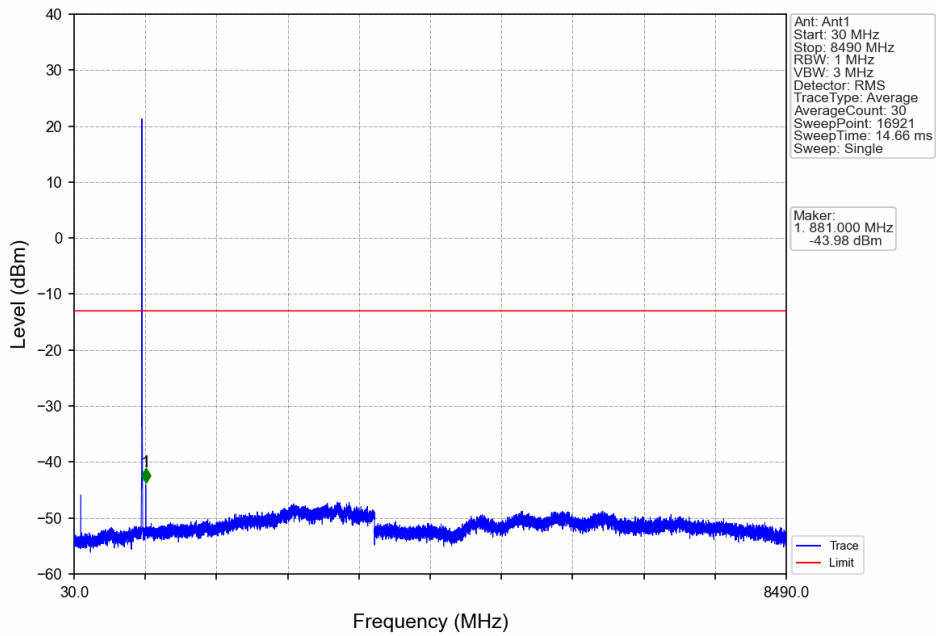


Band5_3MHz_16QAM_LCH_825.5MHz_RB_15_0_NTNV

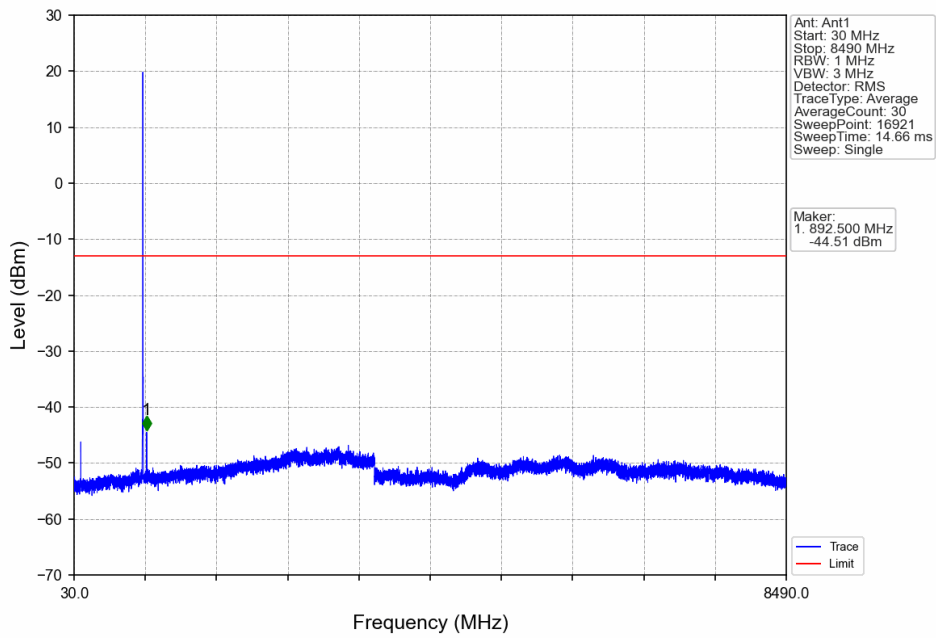


Start (MHz)	Stop (MHz)	RBW (MHz)	RBW Factor(dB)	Marker No.	Freq (MHz)	Level (dBm)	Limit (dBm)	Result
821	823	0.1	5.23	1	822.968	-37.96	-13	Pass
823	824	0.03	0	2	823.988	-36.88	-13	Pass
824	827	0.03	0	/	/	/	/	/

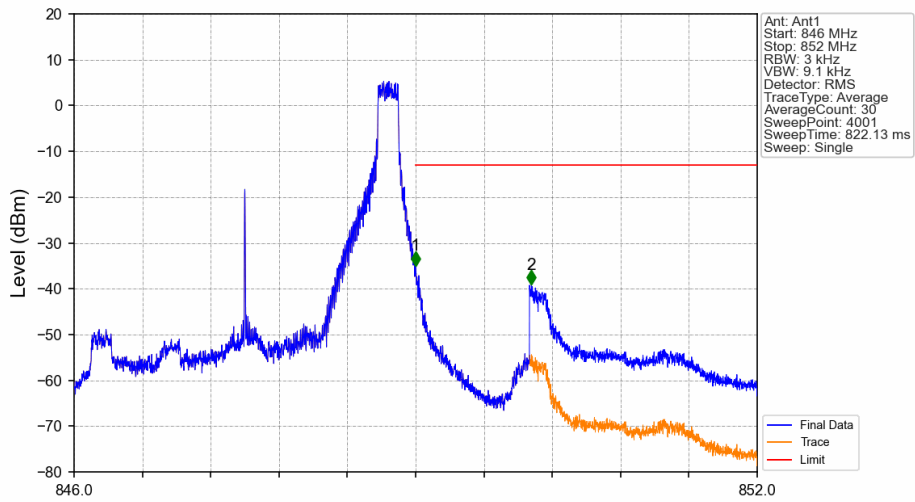
Band5_3MHz_16QAM_MCH_836.5MHz_RB_1_0_NTNV



Band5_3MHz_16QAM_HCH_847.5MHz_RB_1_0_NTNV

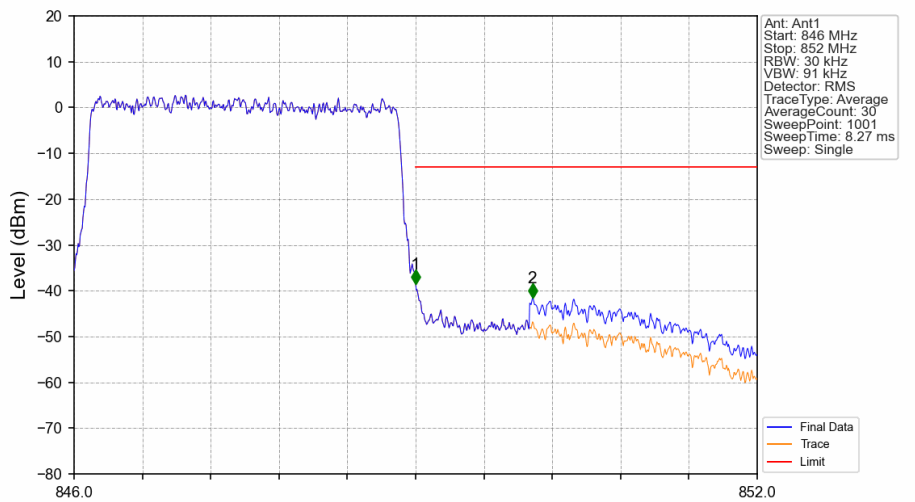


Band5_3MHz_16QAM_HCH_847.5MHz_RB_1_14_NTNV



Start (MHz)	Stop (MHz)	RBW (MHz)	RBW Factor(dB)	Marker No.	Freq (MHz)	Level (dBm)	Limit (dBm)	Result
846	849	0.003	0	/	/	/	/	/
849	850	0.003	0	1	849.000	-34.94	-13	Pass
850	852	0.1	15.23	2	850.017	-39.16	-13	Pass

Band5_3MHz_16QAM_HCH_847.5MHz_RB_15_0_NTNV



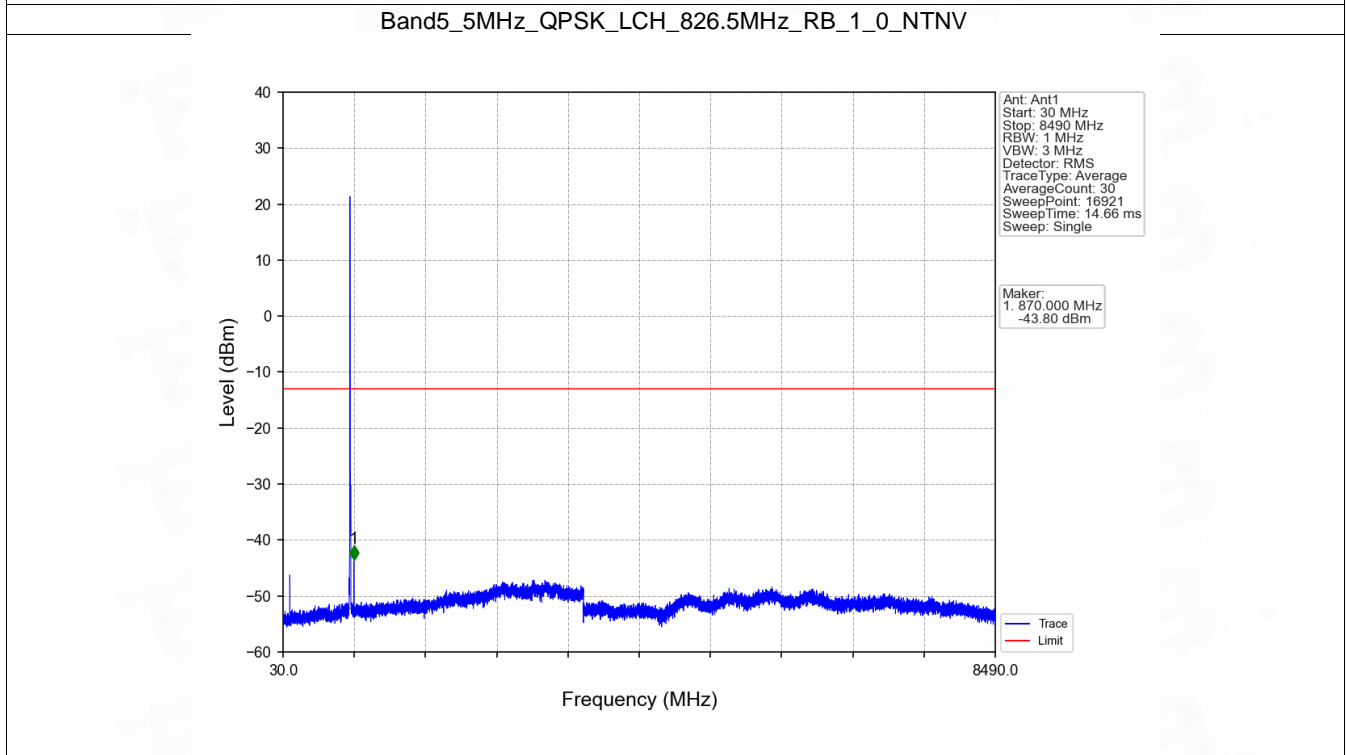
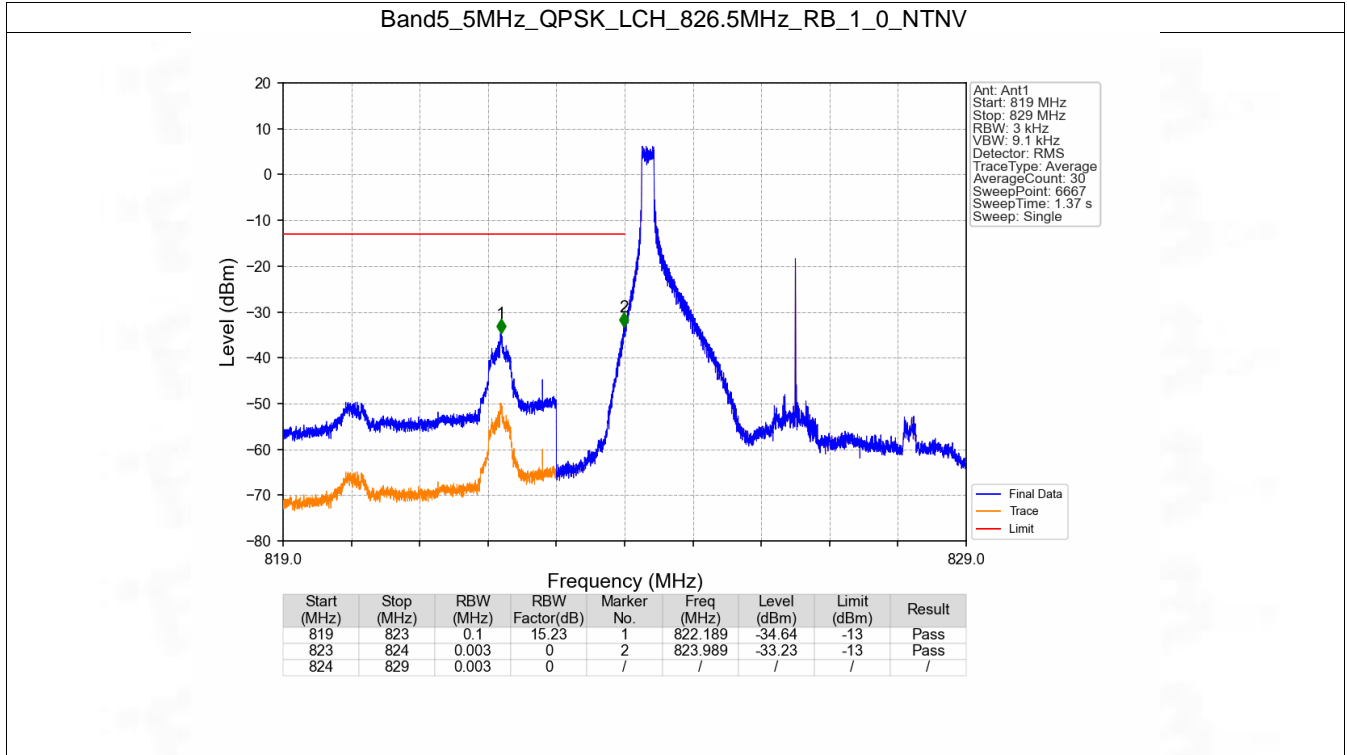
Start (MHz)	Stop (MHz)	RBW (MHz)	RBW Factor(dB)	Marker No.	Freq (MHz)	Level (dBm)	Limit (dBm)	Result
846	849	0.03	0	/	/	/	/	/
849	850	0.03	0	1	849.000	-38.52	-13	Pass
850	852	0.1	5.23	2	850.026	-41.56	-13	Pass

6.3 B5_5MHz

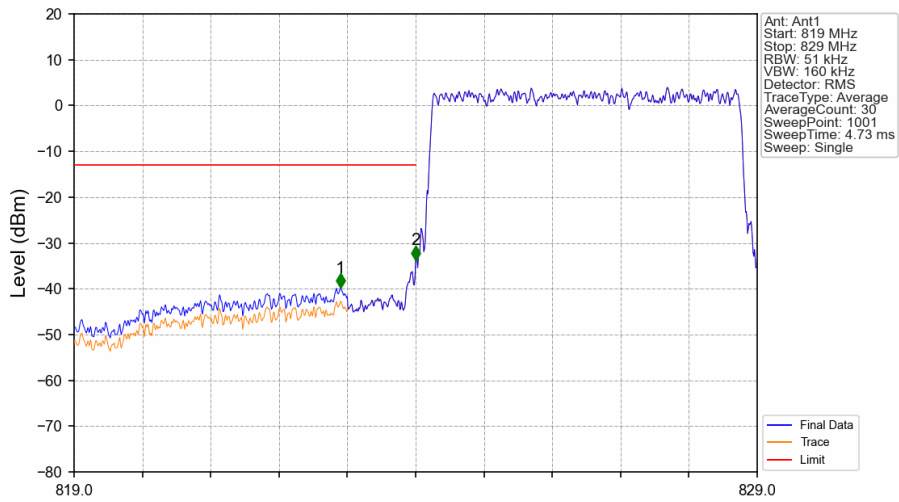
6.3.1 Test Result

Band: 5 / Bandwidth: 5MHz / NTN						
Modulation	Frequency (MHz)	RB Allocation		Spurious Emission		Verdict
		Size	Offset	Result	Limit	
QPSK	826.5	1	0	Refer To Test Graph		Pass
		25	0	Refer To Test Graph		Pass
	836.5	1	0	Refer To Test Graph		Pass
	846.5	1	0	Refer To Test Graph		Pass
			24	Refer To Test Graph		Pass
		25	0	Refer To Test Graph		Pass
16QAM	826.5	1	0	Refer To Test Graph		Pass
		25	0	Refer To Test Graph		Pass
	836.5	1	0	Refer To Test Graph		Pass
	846.5	1	0	Refer To Test Graph		Pass
			24	Refer To Test Graph		Pass
		25	0	Refer To Test Graph		Pass

6.3.2 Test Graph

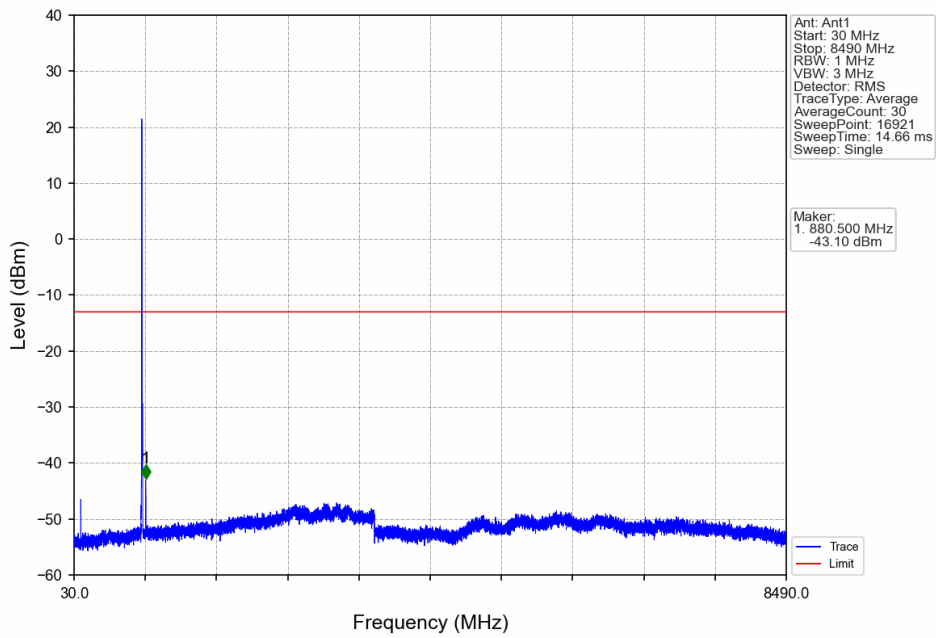


Band5_5MHz_QPSK_LCH_826.5MHz_RB_25_0_NTNV



Start (MHz)	Stop (MHz)	RBW (MHz)	RBW Factor (dB)	Marker No.	Freq (MHz)	Level (dBm)	Limit (dBm)	Result
819	823	0.1	2.92	1	822.900	-39.77	-13	Pass
823	824	0.051	0	2	824.000	-33.71	-13	Pass
824	829	0.051	0	/	/	/	/	/

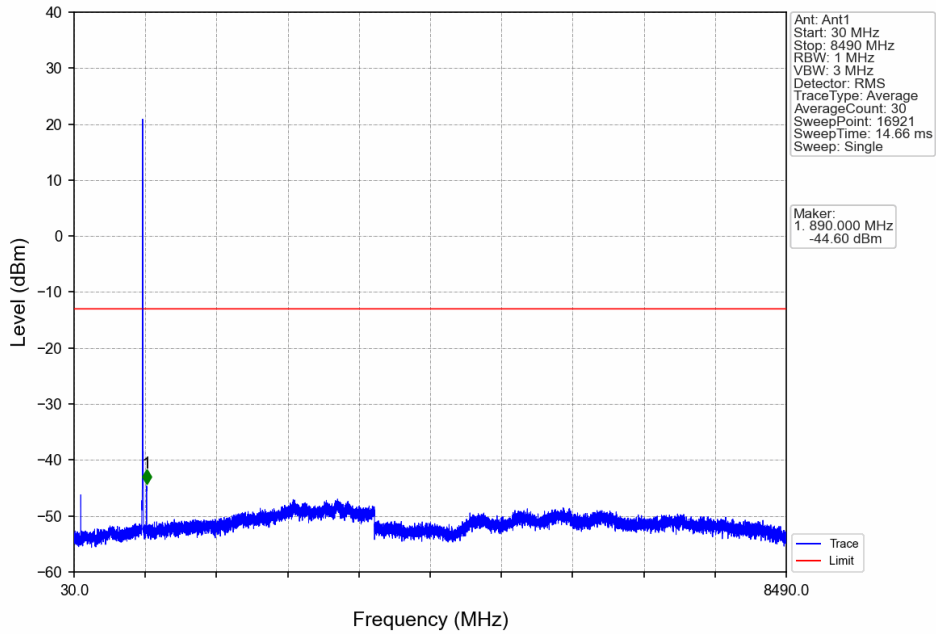
Band5_5MHz_QPSK_MCH_836.5MHz_RB_1_0_NTNV



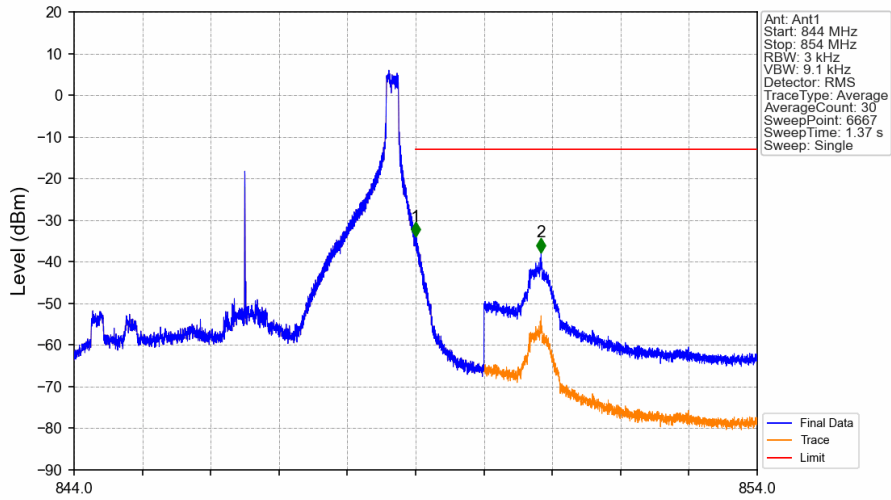
Ant: Ant1
 Start: 30 MHz
 Stop: 8490 MHz
 RBW: 1 MHz
 VBW: 3 MHz
 Detector: RMS
 Trace Type: Average
 Average Count: 30
 Sweep Point: 16921
 Sweep Time: 14.66 ms
 Sweep: Single

Marker:
 1. 880.500 MHz
 -43.10 dBm

Band5_5MHz_QPSK_HCH_846.5MHz_RB_1_0_NTNV

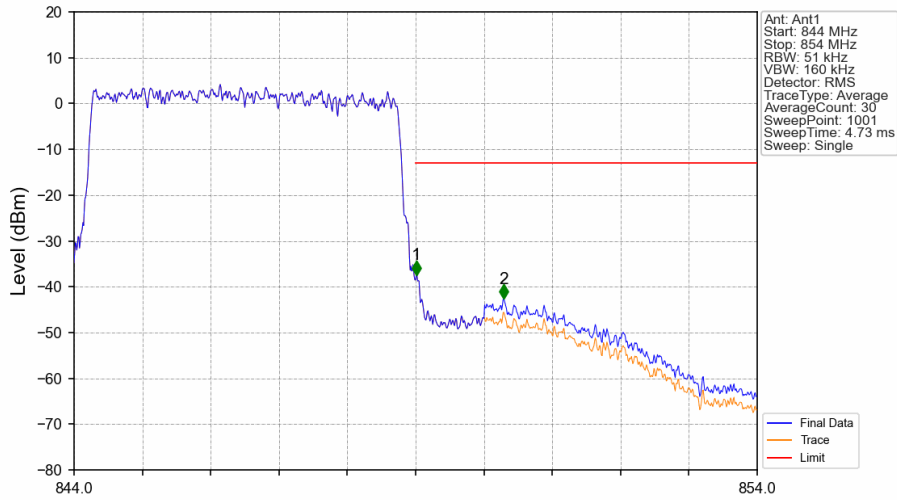


Band5_5MHz_QPSK_HCH_846.5MHz_RB_1_24_NTNV



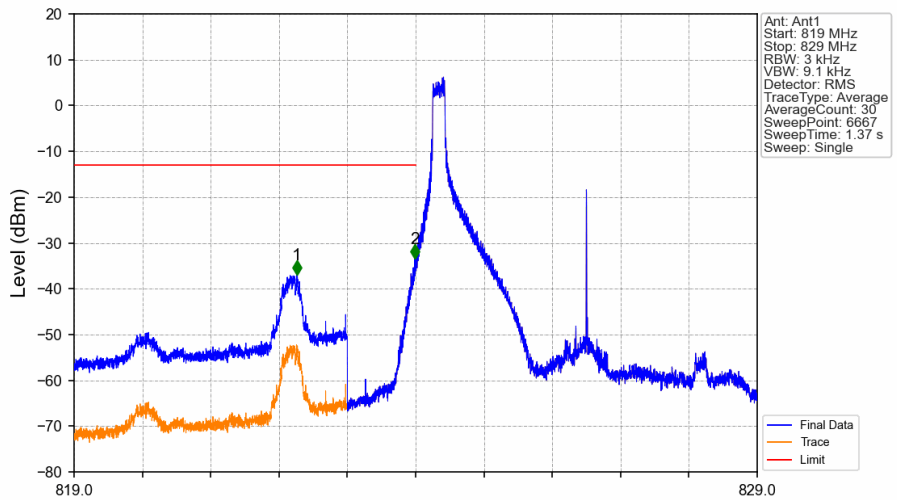
Start (MHz)	Stop (MHz)	RBW (MHz)	RBW Factor(dB)	Marker No.	Freq (MHz)	Level (dBm)	Limit (dBm)	Result
844	849	0.003	0	/	/	/	/	/
849	850	0.003	0	1	849.000	-33.89	-13	Pass
850	854	0.1	15.23	2	850.836	-37.72	-13	Pass

Band5_5MHz_QPSK_HCH_846.5MHz_RB_25_0_NTNV



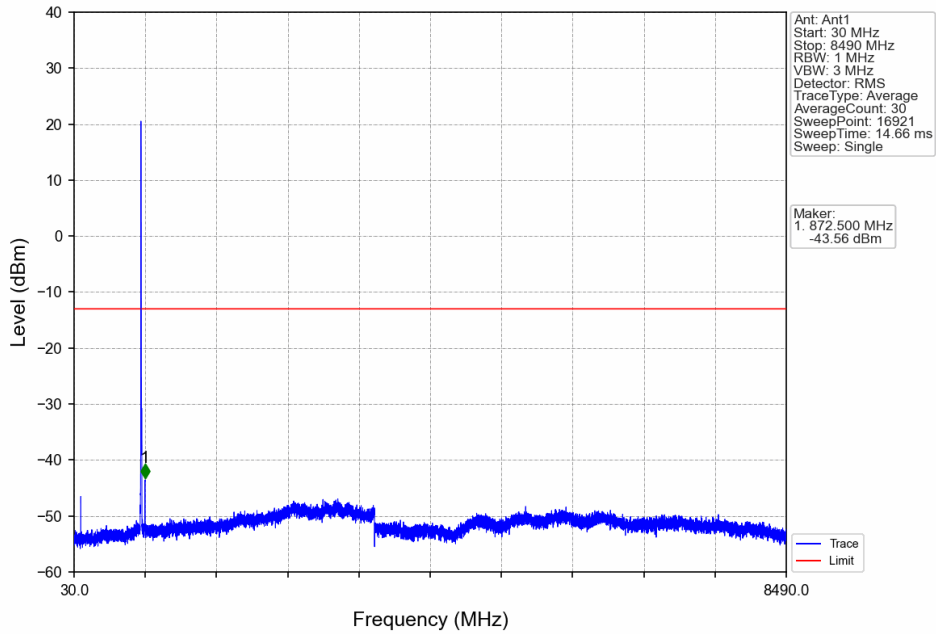
Start (MHz)	Stop (MHz)	RBW (MHz)	RBW Factor(dB)	Marker No.	Freq (MHz)	Level (dBm)	Limit (dBm)	Result
844	849	0.051	0	/	/	/	/	/
849	850	0.051	0	1	849.010	-37.43	-13	Pass
850	854	0.1	2.92	2	850.290	-42.65	-13	Pass

Band5_5MHz_16QAM_LCH_826.5MHz_RB_1_0_NTNV

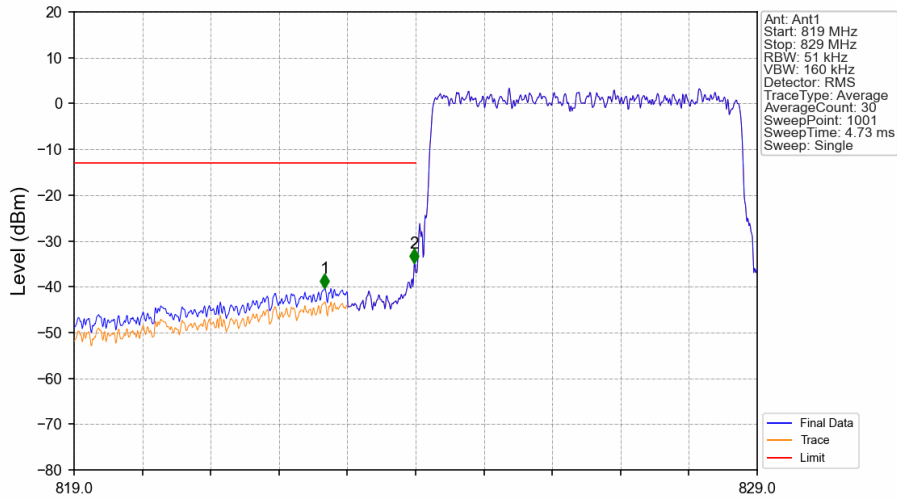


Start (MHz)	Stop (MHz)	RBW (MHz)	RBW Factor(dB)	Marker No.	Freq (MHz)	Level (dBm)	Limit (dBm)	Result
819	823	0.1	15.23	1	822.257	-37.01	-13	Pass
823	824	0.003	0	2	823.988	-33.49	-13	Pass
824	829	0.003	0	/	/	/	/	/

Band5_5MHz_16QAM_LCH_826.5MHz_RB_1_0_NTNV

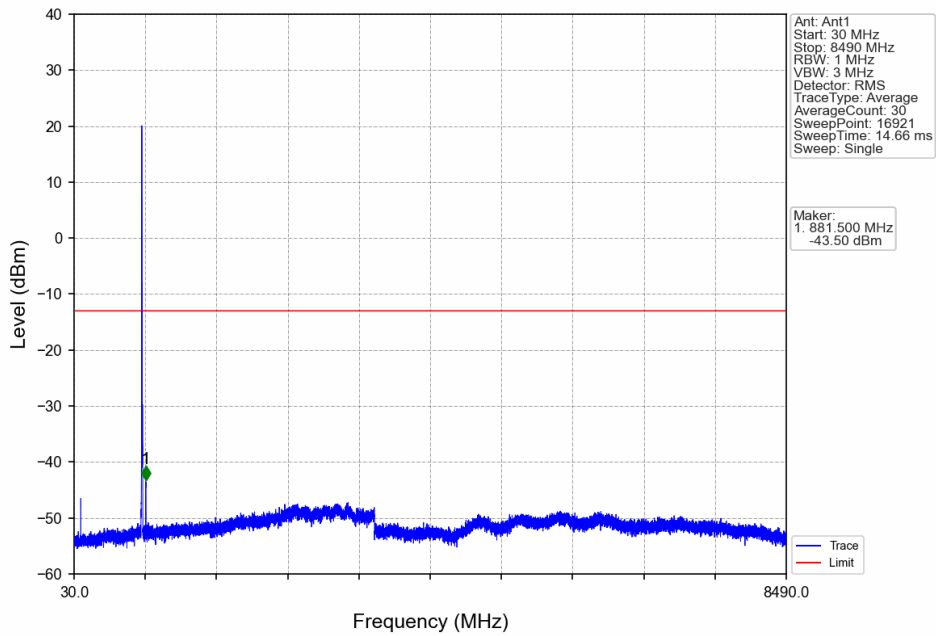


Band5_5MHz_16QAM_LCH_826.5MHz_RB_25_0_NTNV

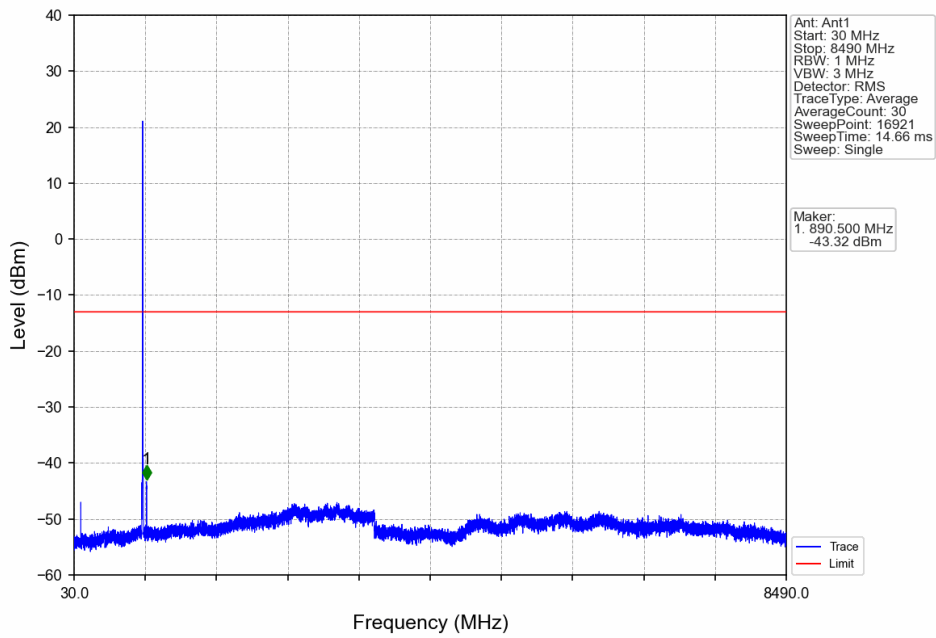


Start (MHz)	Stop (MHz)	RBW (MHz)	RBW Factor(dB)	Marker No.	Freq (MHz)	Level (dBm)	Limit (dBm)	Result
819	823	0.1	2.92	1	822.670	-40.37	-13	Pass
823	824	0.051	0	2	823.980	-34.93	-13	Pass
824	829	0.051	0	/	/	/	/	/

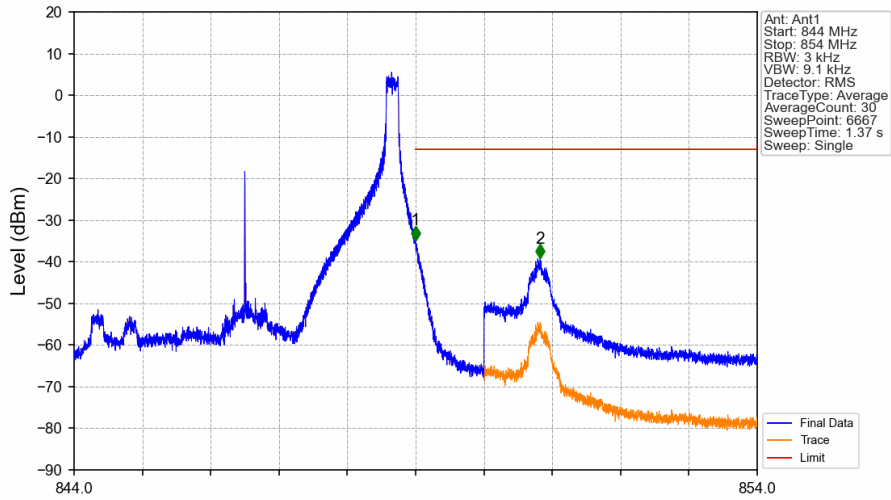
Band5_5MHz_16QAM_MCH_836.5MHz_RB_1_0_NTNV



Band5_5MHz_16QAM_HCH_846.5MHz_RB_1_0_NTNV

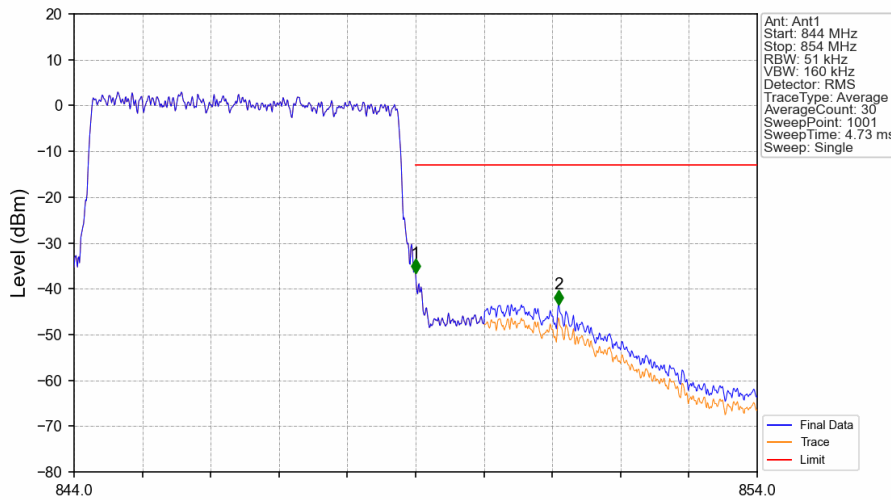


Band5_5MHz_16QAM_HCH_846.5MHz_RB_1_24_NTNV



Start (MHz)	Stop (MHz)	RBW (MHz)	RBW Factor(dB)	Marker No.	Freq (MHz)	Level (dBm)	Limit (dBm)	Result
844	849	0.003	0	/	/	/	/	/
849	850	0.003	0	1	849.000	-34.81	-13	Pass
850	854	0.1	15.23	2	850.823	-39.26	-13	Pass

Band5_5MHz_16QAM_HCH_846.5MHz_RB_25_0_NTNV



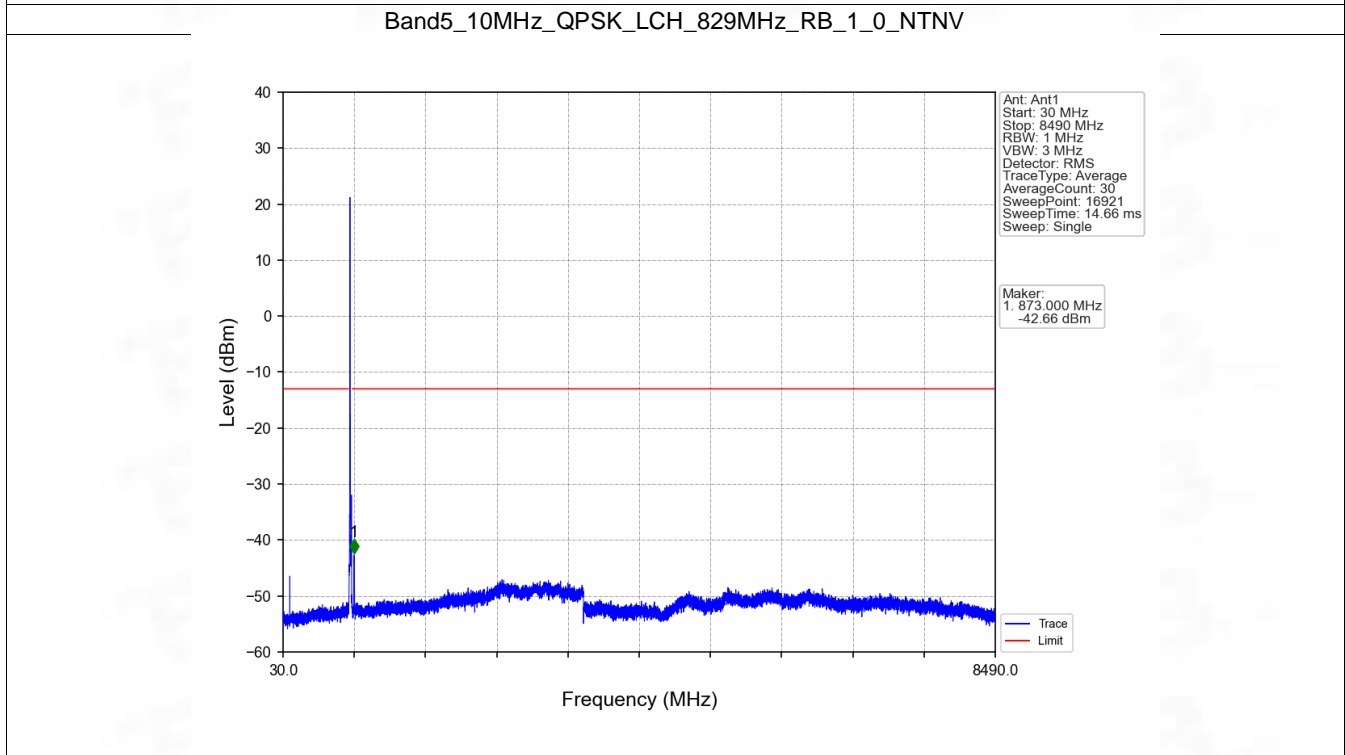
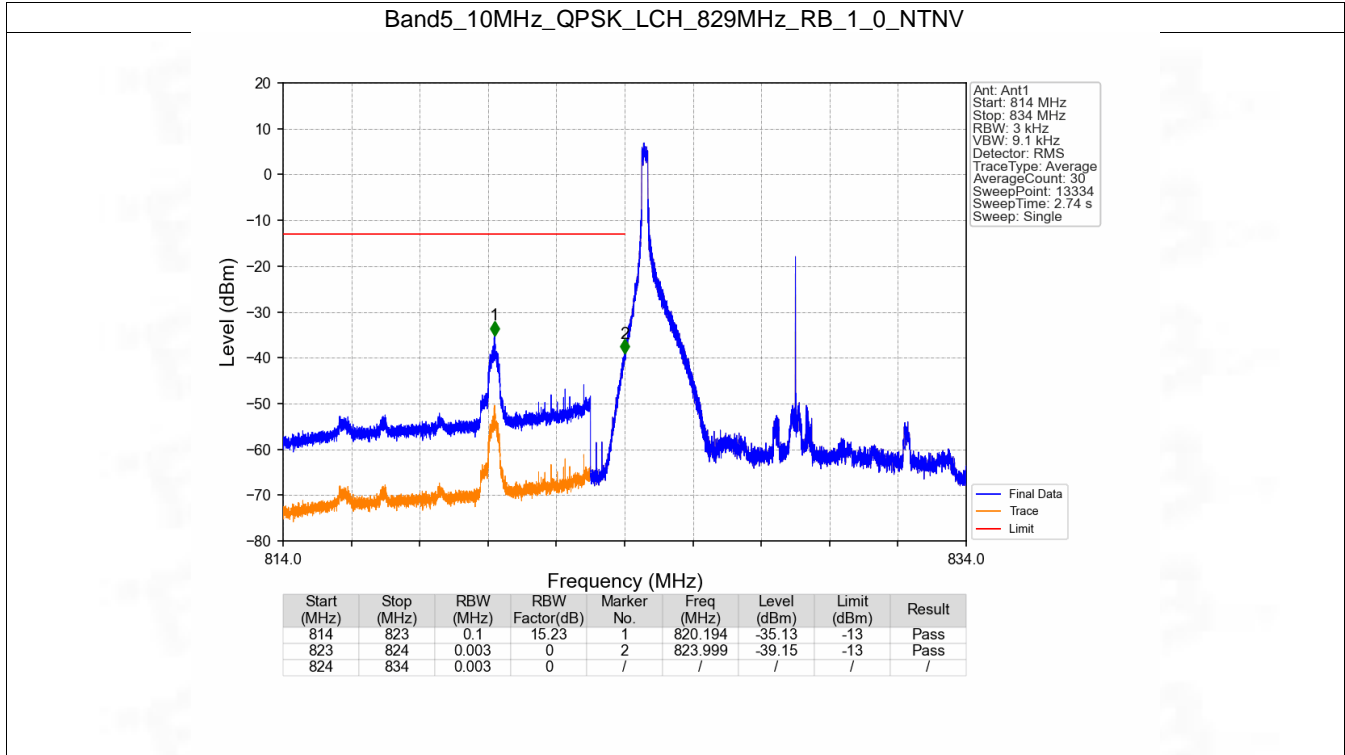
Start (MHz)	Stop (MHz)	RBW (MHz)	RBW Factor(dB)	Marker No.	Freq (MHz)	Level (dBm)	Limit (dBm)	Result
844	849	0.051	0	/	/	/	/	/
849	850	0.051	0	1	849.000	-36.67	-13	Pass
850	854	0.1	2.92	2	851.090	-43.43	-13	Pass

6.4 B5_10MHz

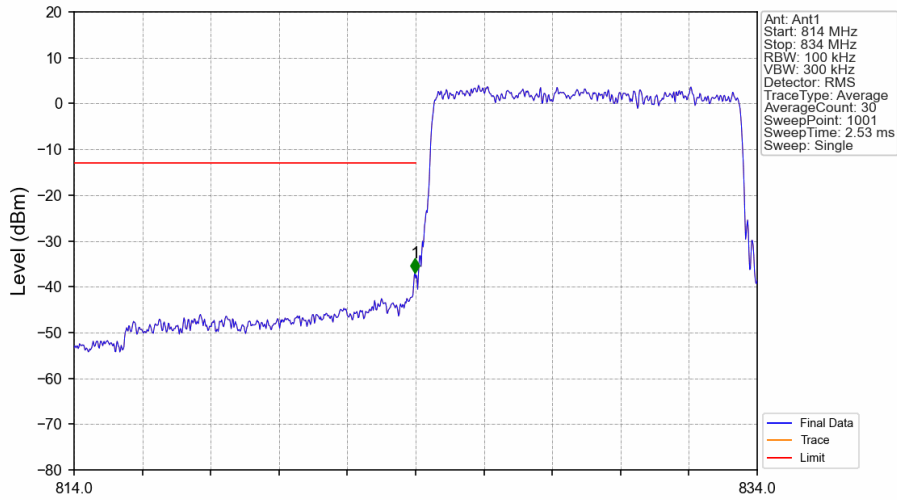
6.4.1 Test Result

Band: 5 / Bandwidth: 10MHz / NTV						
Modulation	Frequency (MHz)	RB Allocation		Spurious Emission		Verdict
		Size	Offset	Result	Limit	
QPSK	829	1	0	Refer To Test Graph		Pass
		50	0	Refer To Test Graph		Pass
	844	1	0	Refer To Test Graph		Pass
		1	0	Refer To Test Graph		Pass
			49	Refer To Test Graph		Pass
		50	0	Refer To Test Graph		Pass
16QAM	829	1	0	Refer To Test Graph		Pass
		50	0	Refer To Test Graph		Pass
	836.5	1	0	Refer To Test Graph		Pass
		1	0	Refer To Test Graph		Pass
	844		0	Refer To Test Graph		Pass
		49	Refer To Test Graph		Pass	
	50	0	Refer To Test Graph		Pass	

6.4.2 Test Graph

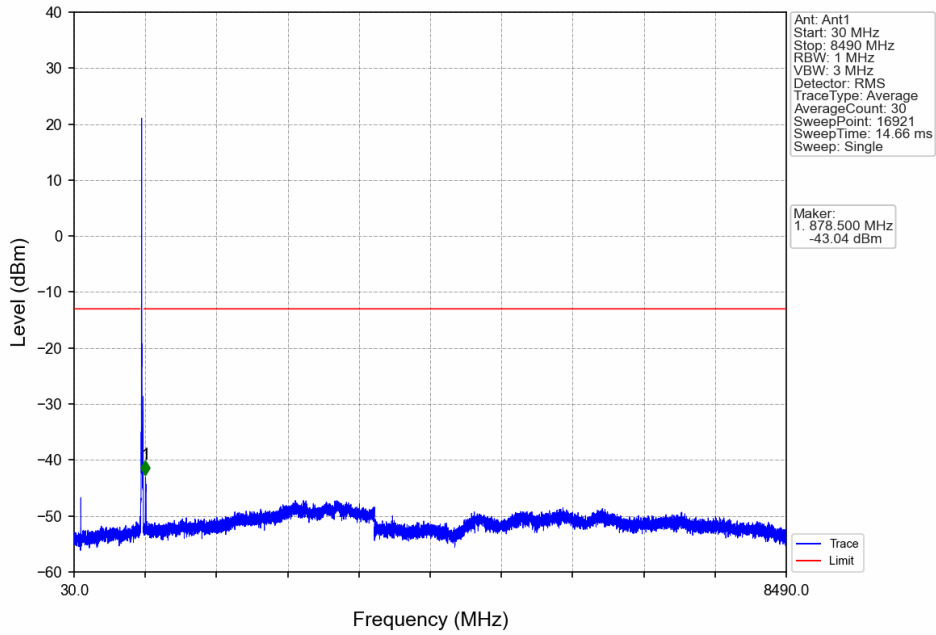


Band5_10MHz_QPSK_LCH_829MHz_RB_50_0_NTNV



Start (MHz)	Stop (MHz)	RBW (MHz)	RBW Factor (dB)	Marker No.	Freq (MHz)	Level (dBm)	Limit (dBm)	Result
814	824	0.1	0	1	823.980	-37.02	-13	Pass
824	834	0.1	0	/	/	/	/	/

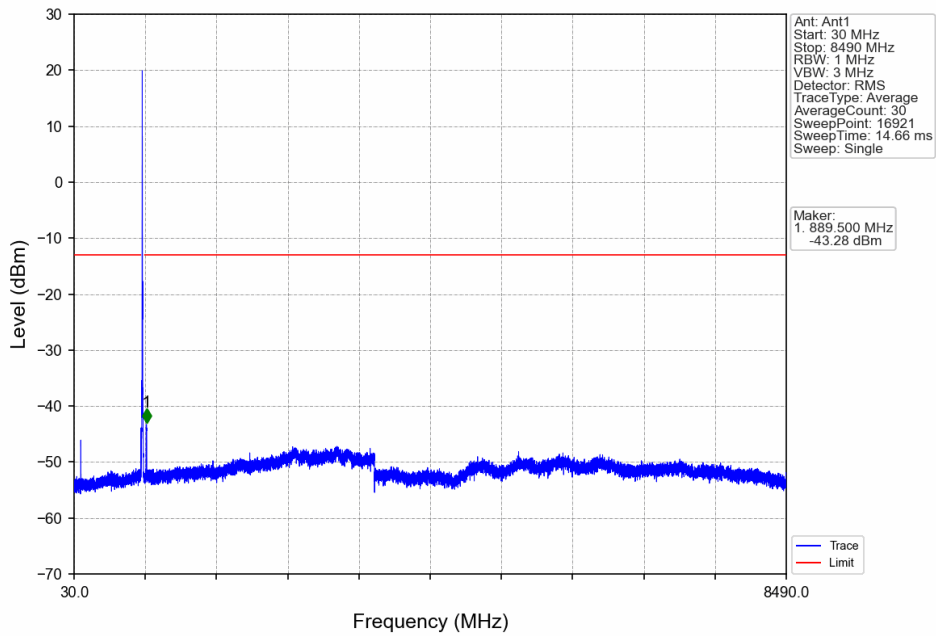
Band5_10MHz_QPSK_MCH_836.5MHz_RB_1_0_NTNV



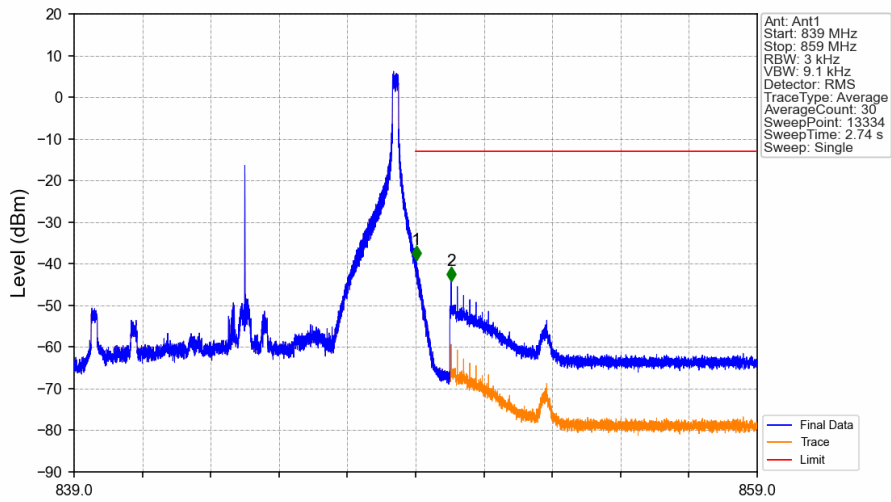
Ant: Ant1
 Start: 30 MHz
 Stop: 8490 MHz
 RBW: 1 MHz
 VBW: 3 MHz
 Detector: RMS
 Trace Type: Average
 Average Count: 30
 Sweep Point: 16921
 Sweep Time: 14.66 ms
 Sweep: Single

Marker:
 1. 836.500 MHz
 -43.04 dBm

Band5_10MHz_QPSK_HCH_844MHz_RB_1_0_NTNV

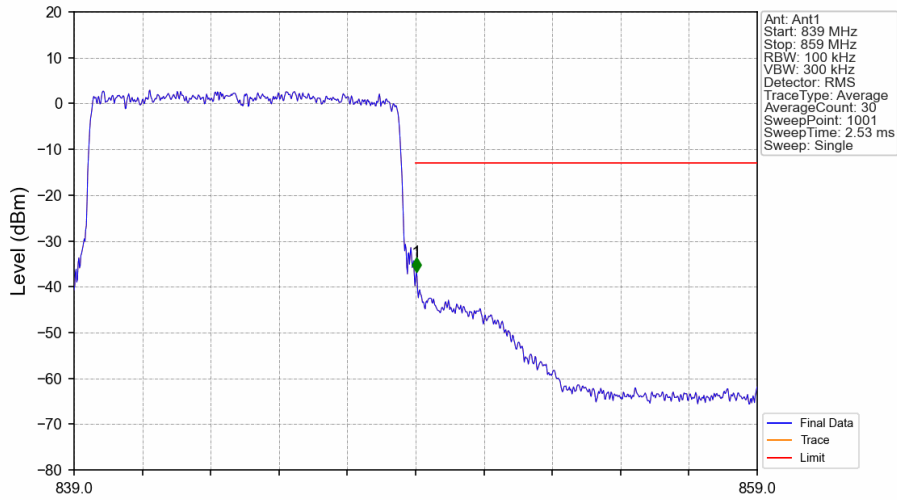


Band5_10MHz_QPSK_HCH_844MHz_RB_1_49_NTNV



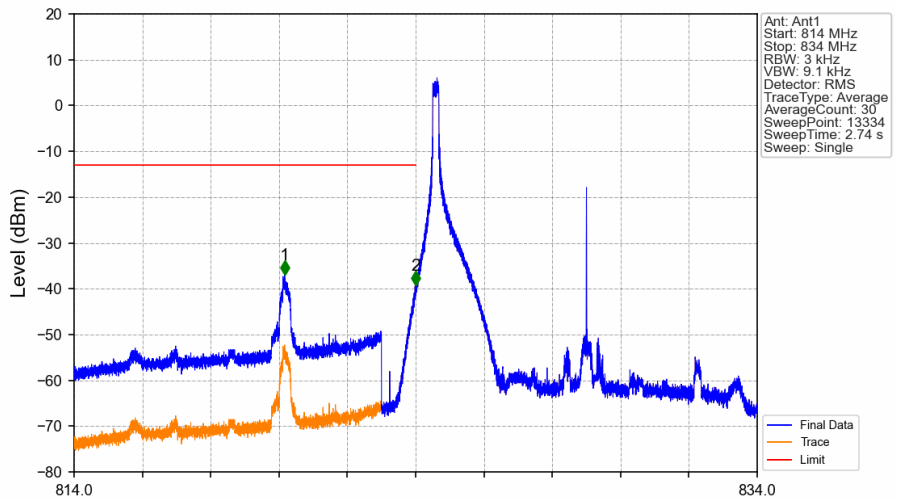
Start (MHz)	Stop (MHz)	RBW (MHz)	RBW Factor(dB)	Marker No.	Freq (MHz)	Level (dBm)	Limit (dBm)	Result
839	849	0.003	0	/	/	/	/	/
849	850	0.003	0	1	849.016	-39.07	-13	Pass
850	859	0.1	15.23	2	850.039	-44.12	-13	Pass

Band5_10MHz_QPSK_HCH_844MHz_RB_50_0_NTNV



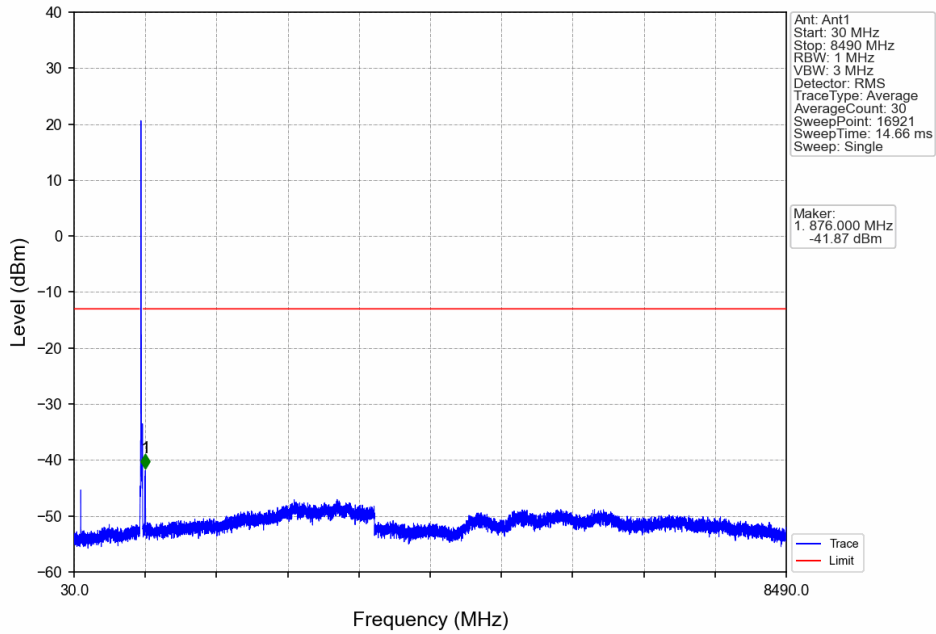
Start (MHz)	Stop (MHz)	RBW (MHz)	RBW Factor(dB)	Marker No.	Freq (MHz)	Level (dBm)	Limit (dBm)	Result
839	849	0.1	0	/	/	/	/	/
849	859	0.1	0	1	849.020	-36.75	-13	Pass

Band5_10MHz_16QAM_LCH_829MHz_RB_1_0_NTNV

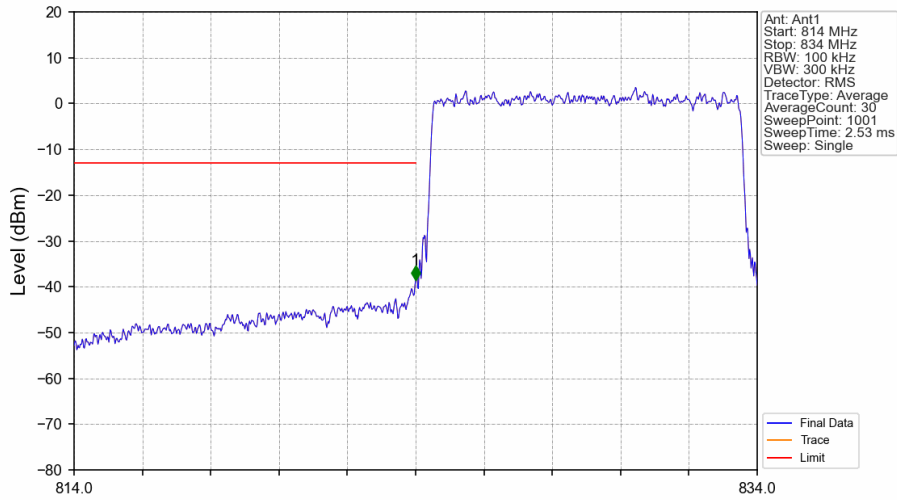


Start (MHz)	Stop (MHz)	RBW (MHz)	RBW Factor(dB)	Marker No.	Freq (MHz)	Level (dBm)	Limit (dBm)	Result
814	823	0.1	15.23	1	820.167	-37.02	-13	Pass
823	824	0.003	0	2	823.999	-39.30	-13	Pass
824	834	0.003	0	/	/	/	/	/

Band5_10MHz_16QAM_LCH_829MHz_RB_1_0_NTNV

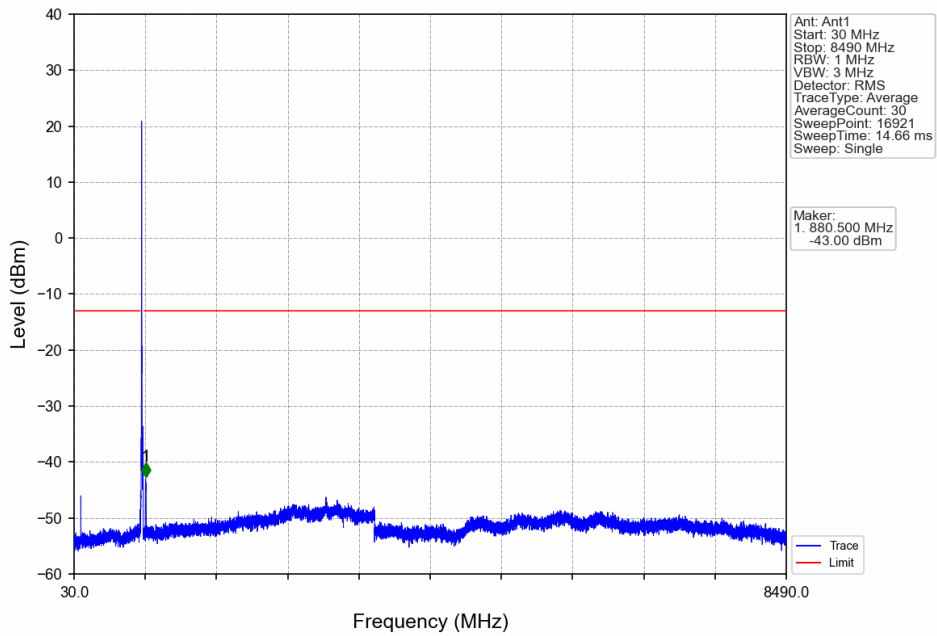


Band5_10MHz_16QAM_LCH_829MHz_RB_50_0_NTNV

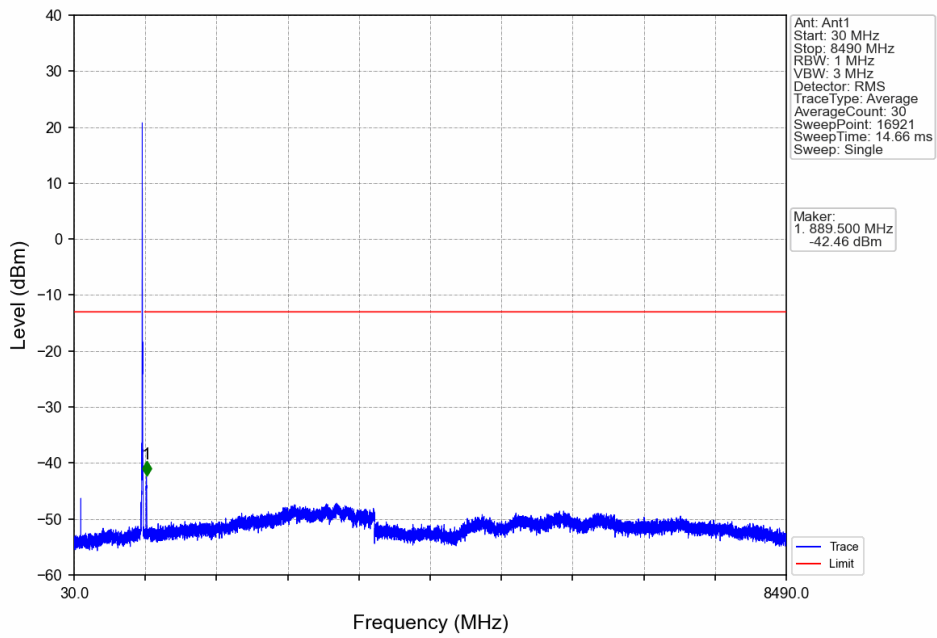


Start (MHz)	Stop (MHz)	RBW (MHz)	RBW Factor (dB)	Marker No.	Freq (MHz)	Level (dBm)	Limit (dBm)	Result
814	824	0.1	0	1	824.000	-38.54	-13	Pass
824	834	0.1	0	/	/	/	/	/

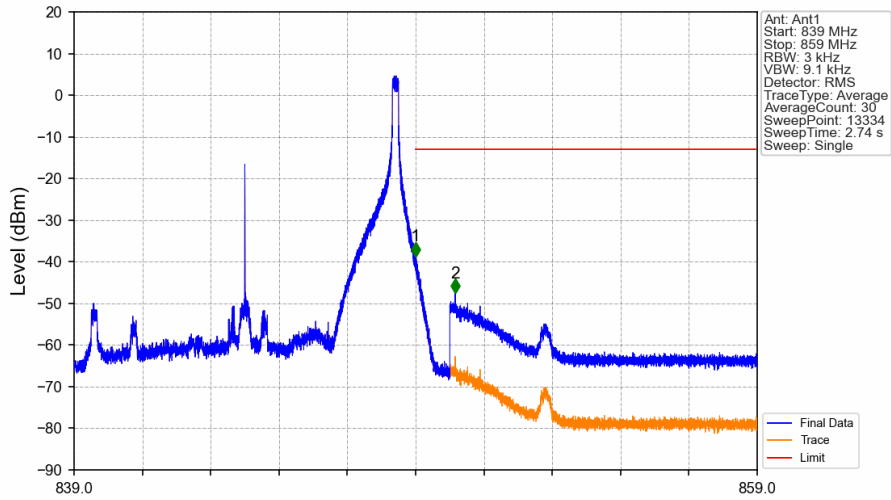
Band5_10MHz_16QAM_MCH_836.5MHz_RB_1_0_NTNV



Band5_10MHz_16QAM_HCH_844MHz_RB_1_0_NTNV

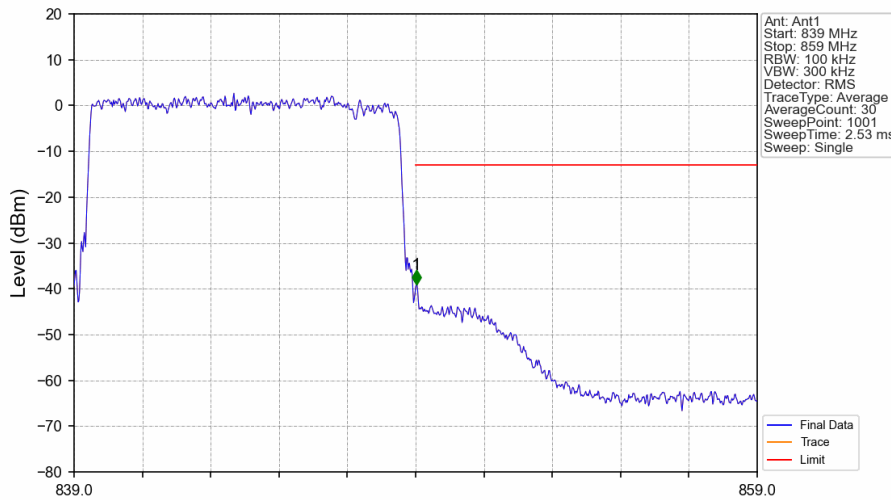


Band5_10MHz_16QAM_HCH_844MHz_RB_1_49_NTNV



Start (MHz)	Stop (MHz)	RBW (MHz)	RBW Factor(dB)	Marker No.	Freq (MHz)	Level (dBm)	Limit (dBm)	Result
839	849	0.003	0	/	/	/	/	/
849	850	0.003	0	1	849.001	-38.71	-13	Pass
850	859	0.1	15.23	2	850.157	-47.49	-13	Pass

Band5_10MHz_16QAM_HCH_844MHz_RB_50_0_NTNV



Start (MHz)	Stop (MHz)	RBW (MHz)	RBW Factor(dB)	Marker No.	Freq (MHz)	Level (dBm)	Limit (dBm)	Result
839	849	0.1	0	/	/	/	/	/
849	859	0.1	0	1	849.020	-39.06	-13	Pass

7. Form731

7.1 Form731_Power

7.1.1 Test Result

Band	BW	Lower Freq	High Freq	MAX Power (W)	Value	Hz/ppm	Emission Designator	Rule Parts	MAX Power (dBm)
5	1.4	824.7	848.3	0.1629	0.0165	ppm	1M12G7D	24E	22.12
5	1.4	824.7	848.3	0.1349	0.0154	ppm	1M12W7D	24E	21.30
5	3	825.5	847.5	0.1690	0.0123	ppm	2M73G7D	24E	22.28
5	3	825.5	847.5	0.1531	0.0178	ppm	2M72W7D	24E	21.85
5	5	826.5	846.5	0.1611	0.0136	ppm	4M54G7D	24E	22.07
5	5	826.5	846.5	0.1384	0.0136	ppm	4M54W7D	24E	21.41
5	10	829	844	0.1675	0.0127	ppm	9M06G7D	24E	22.24
5	10	829	844	0.1517	0.0137	ppm	9M04W7D	24E	21.81

7.2 Form731_ERP

7.2.1 Test Result

Band	BW	Lower Freq	High Freq	MAX Power (W)	Value	Hz/ppm	Emission Designator	Rule Parts	MAX Power (dBm)
5	1.4	824.7	848.3	0.1122	0.0165	ppm	1M12G7D	24E	20.50
5	1.4	824.7	848.3	0.0929	0.0154	ppm	1M12W7D	24E	19.68
5	3	825.5	847.5	0.1164	0.0123	ppm	2M73G7D	24E	20.66
5	3	825.5	847.5	0.1054	0.0178	ppm	2M72W7D	24E	20.23
5	5	826.5	846.5	0.1109	0.0136	ppm	4M54G7D	24E	20.45
5	5	826.5	846.5	0.0953	0.0136	ppm	4M54W7D	24E	19.79
5	10	829	844	0.1153	0.0127	ppm	9M06G7D	24E	20.62
5	10	829	844	0.1045	0.0137	ppm	9M04W7D	24E	20.19