

1. Effective (Isotropic) Radiated Power Output Data

1.1 B26c_15MHz_ERP

1.1.1 Test Result

Band: 26c / Bandwidth: 15MHz / NTN										
Modulation	Frequency (MHz)	RB Allocation		Conducted Power (dBm)	Gain (dBi)	ERP (dBm)		Verdict		
		Size	Offset			Result	Limit			
QPSK	821.5	1	0	22.87	0.53	21.25	<=38.45	Pass		
			38	23.04	0.53	21.42	<=38.45	Pass		
			74	22.87	0.53	21.25	<=38.45	Pass		
		36	0	22.02	0.53	20.40	<=38.45	Pass		
			18	22.11	0.53	20.49	<=38.45	Pass		
			39	22.07	0.53	20.45	<=38.45	Pass		
		75	0	22.09	0.53	20.47	<=38.45	Pass		
		831.5	1	0	22.90	0.53	21.28	<=38.45	Pass	
				38	23.03	0.53	21.41	<=38.45	Pass	
	74			22.76	0.53	21.14	<=38.45	Pass		
	36		0	21.99	0.53	20.37	<=38.45	Pass		
			18	22.06	0.53	20.44	<=38.45	Pass		
			39	21.89	0.53	20.27	<=38.45	Pass		
	75		0	21.95	0.53	20.33	<=38.45	Pass		
	841.5		1	0	22.81	0.53	21.19	<=38.45	Pass	
				38	22.95	0.53	21.33	<=38.45	Pass	
		74		22.70	0.53	21.08	<=38.45	Pass		
		36	0	22.00	0.53	20.38	<=38.45	Pass		
			18	21.97	0.53	20.35	<=38.45	Pass		
			39	21.95	0.53	20.33	<=38.45	Pass		
		75	0	21.97	0.53	20.35	<=38.45	Pass		
		16QAM	821.5	1	0	22.35	0.53	20.73	<=38.45	Pass
					38	22.58	0.53	20.96	<=38.45	Pass
	74				22.28	0.53	20.66	<=38.45	Pass	
36	0			21.04	0.53	19.42	<=38.45	Pass		
	18			21.17	0.53	19.55	<=38.45	Pass		
	39			21.05	0.53	19.43	<=38.45	Pass		
75	0			21.10	0.53	19.48	<=38.45	Pass		
831.5	1			0	22.16	0.53	20.54	<=38.45	Pass	
				38	22.33	0.53	20.71	<=38.45	Pass	
			74	22.14	0.53	20.52	<=38.45	Pass		
	36		0	20.92	0.53	19.30	<=38.45	Pass		
			18	20.98	0.53	19.36	<=38.45	Pass		
			39	20.86	0.53	19.24	<=38.45	Pass		
	75		0	20.91	0.53	19.29	<=38.45	Pass		
	841.5		1	0	21.98	0.53	20.36	<=38.45	Pass	
				38	22.01	0.53	20.39	<=38.45	Pass	
74				21.88	0.53	20.26	<=38.45	Pass		
36			0	21.00	0.53	19.38	<=38.45	Pass		
			18	20.98	0.53	19.36	<=38.45	Pass		
			39	20.92	0.53	19.30	<=38.45	Pass		
75			0	20.95	0.53	19.33	<=38.45	Pass		

Note1: ERP=Conducted Power+Antenna Gain-2.15

2. Frequency Stability

2.1 B26c_15MHz

2.1.1 Test Result

Band: 26c / Bandwidth: 15MHz										
Modulation	Frequency (MHz)	RB Allocation		Temp. (°C)	Voltage (VDC)	Freq. Error (Hz)	Freq. vs. Rated (ppm)		Verdict	
		Size	Offset				Result	Limit		
QPSK	821.5	75	0	20	3.27	-6.051	-0.0074	-2.5 to 2.5	Pass	
					3.85	-5.493	-0.0067	-2.5 to 2.5	Pass	
					4.43	-5.436	-0.0066	-2.5 to 2.5	Pass	
				-30	3.85	-6.223	-0.0076	-2.5 to 2.5	Pass	
					-20	3.85	-5.593	-0.0068	-2.5 to 2.5	Pass
						3.85	-4.592	-0.0056	-2.5 to 2.5	Pass
				0	3.85	-6.623	-0.0081	-2.5 to 2.5	Pass	
					10	3.85	-7.253	-0.0088	-2.5 to 2.5	Pass
				30	3.85	-4.148	-0.0050	-2.5 to 2.5	Pass	
	40	3.85	-4.978	-0.0061	-2.5 to 2.5	Pass				
	50	3.85	-4.592	-0.0056	-2.5 to 2.5	Pass				
	831.5	75	0	20	3.27	-5.221	-0.0063	-2.5 to 2.5	Pass	
					3.85	-3.819	-0.0046	-2.5 to 2.5	Pass	
					4.43	-1.674	-0.0020	-2.5 to 2.5	Pass	
				-30	3.85	-6.194	-0.0074	-2.5 to 2.5	Pass	
					-20	3.85	-6.351	-0.0076	-2.5 to 2.5	Pass
						3.85	-6.609	-0.0079	-2.5 to 2.5	Pass
				0	3.85	-3.176	-0.0038	-2.5 to 2.5	Pass	
					10	3.85	-1.845	-0.0022	-2.5 to 2.5	Pass
				30	3.85	-3.977	-0.0048	-2.5 to 2.5	Pass	
	40	3.85	-4.249	-0.0051	-2.5 to 2.5	Pass				
	50	3.85	-1.531	-0.0018	-2.5 to 2.5	Pass				
	841.5	75	0	20	3.27	-7.253	-0.0086	-2.5 to 2.5	Pass	
					3.85	-7.854	-0.0093	-2.5 to 2.5	Pass	
					4.43	-5.450	-0.0065	-2.5 to 2.5	Pass	
				-30	3.85	-6.938	-0.0082	-2.5 to 2.5	Pass	
					-20	3.85	-6.380	-0.0076	-2.5 to 2.5	Pass
3.85						-9.785	-0.0116	-2.5 to 2.5	Pass	
0				3.85	-5.851	-0.0070	-2.5 to 2.5	Pass		
				10	3.85	-6.881	-0.0082	-2.5 to 2.5	Pass	
30				3.85	-5.379	-0.0064	-2.5 to 2.5	Pass		
40	3.85	-6.580	-0.0078	-2.5 to 2.5	Pass					
50	3.85	-7.024	-0.0083	-2.5 to 2.5	Pass					
16QAM	821.5	75	0	20	3.27	-4.091	-0.0050	-2.5 to 2.5	Pass	
					3.85	-4.535	-0.0055	-2.5 to 2.5	Pass	
					4.43	-5.980	-0.0073	-2.5 to 2.5	Pass	
				-30	3.85	-4.978	-0.0061	-2.5 to 2.5	Pass	
					-20	3.85	-5.379	-0.0065	-2.5 to 2.5	Pass
						3.85	-6.080	-0.0074	-2.5 to 2.5	Pass
				0	3.85	-6.824	-0.0083	-2.5 to 2.5	Pass	
					10	3.85	-8.340	-0.0102	-2.5 to 2.5	Pass
				30	3.85	-6.351	-0.0077	-2.5 to 2.5	Pass	
	40	3.85	-5.465	-0.0067	-2.5 to 2.5	Pass				
	50	3.85	-8.326	-0.0101	-2.5 to 2.5	Pass				
	831.5	75	0	20	3.27	-2.518	-0.0030	-2.5 to 2.5	Pass	
					3.85	-2.904	-0.0035	-2.5 to 2.5	Pass	
					4.43	-2.561	-0.0031	-2.5 to 2.5	Pass	
				-30	3.85	-4.420	-0.0053	-2.5 to 2.5	Pass	
-20					3.85	-5.350	-0.0064	-2.5 to 2.5	Pass	

				-10	3.85	-2.890	-0.0035	-2.5 to 2.5	Pass
				0	3.85	-6.123	-0.0074	-2.5 to 2.5	Pass
				10	3.85	-3.433	-0.0041	-2.5 to 2.5	Pass
				30	3.85	-4.334	-0.0052	-2.5 to 2.5	Pass
				40	3.85	-7.997	-0.0096	-2.5 to 2.5	Pass
				50	3.85	-5.951	-0.0072	-2.5 to 2.5	Pass
	841.5	75	0	20	3.27	-7.167	-0.0085	-2.5 to 2.5	Pass
					3.85	-7.453	-0.0089	-2.5 to 2.5	Pass
					4.43	-8.941	-0.0106	-2.5 to 2.5	Pass
				-30	3.85	-6.208	-0.0074	-2.5 to 2.5	Pass
				-20	3.85	-8.812	-0.0105	-2.5 to 2.5	Pass
				-10	3.85	-6.280	-0.0075	-2.5 to 2.5	Pass
				0	3.85	-6.037	-0.0072	-2.5 to 2.5	Pass
				10	3.85	-5.736	-0.0068	-2.5 to 2.5	Pass
				30	3.85	-6.351	-0.0075	-2.5 to 2.5	Pass
				40	3.85	-6.952	-0.0083	-2.5 to 2.5	Pass
				50	3.85	-5.550	-0.0066	-2.5 to 2.5	Pass

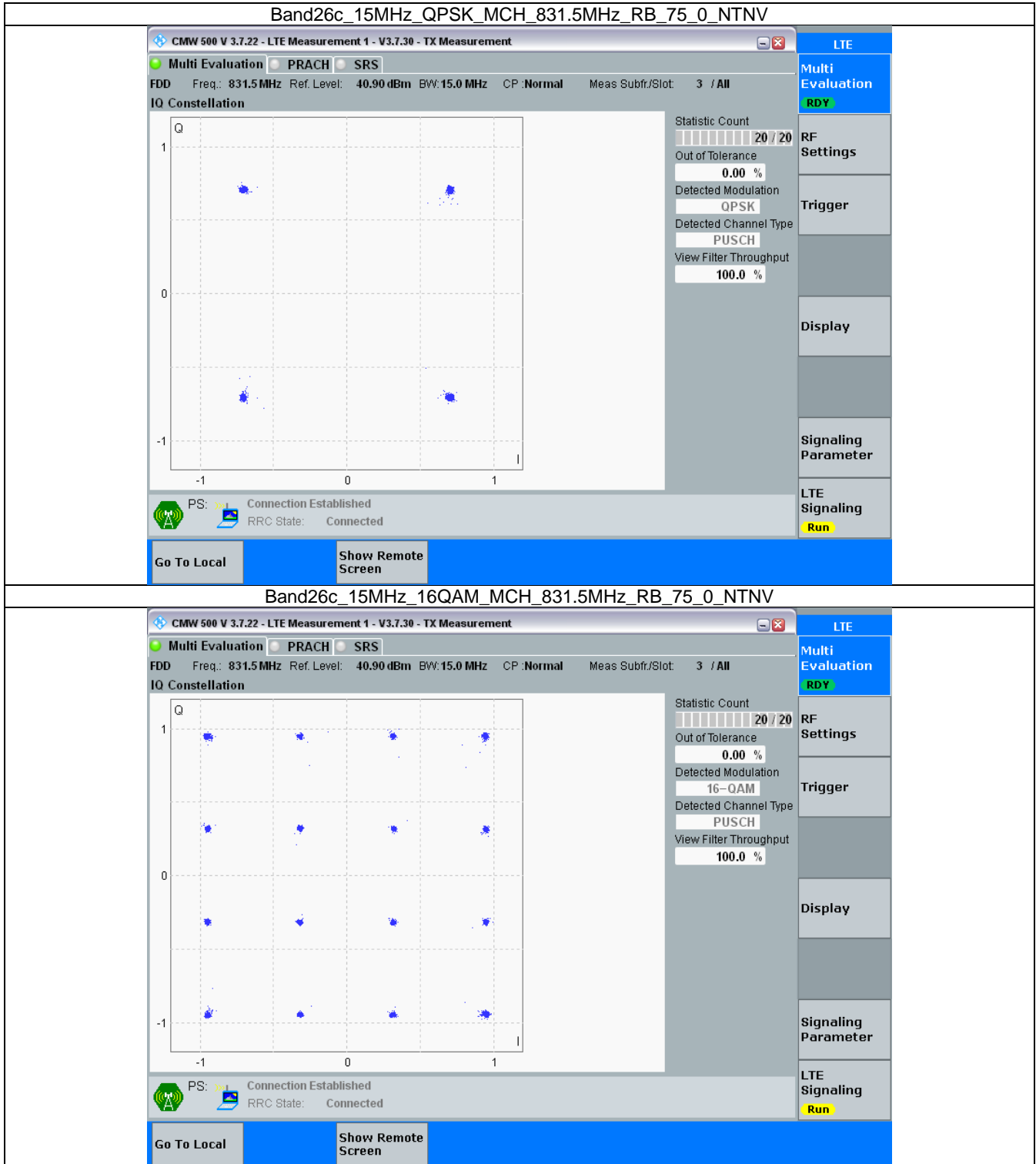
3. Modulation Characteristics

3.1 B26c_15MHz

3.1.1 Test Result

Band: 26c / Bandwidth: 15MHz / NTN						
Modulation	Frequency (MHz)	RB Allocation		Modulation Characteristics		Verdict
		Size	Offset	Result	Limit	
QPSK	831.5	75	0	Refer To Test Graph		Pass
16QAM	831.5	75	0	Refer To Test Graph		Pass

3.1.2 Test Graph



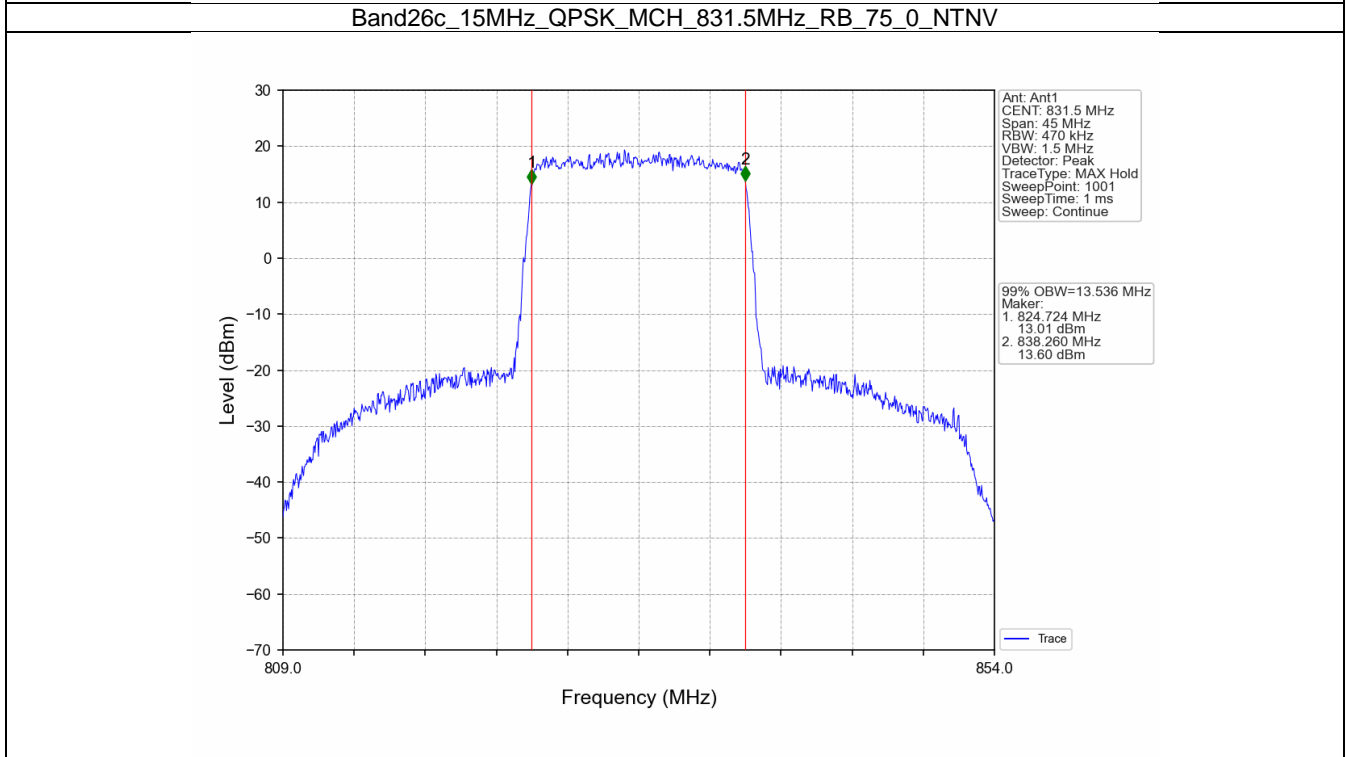
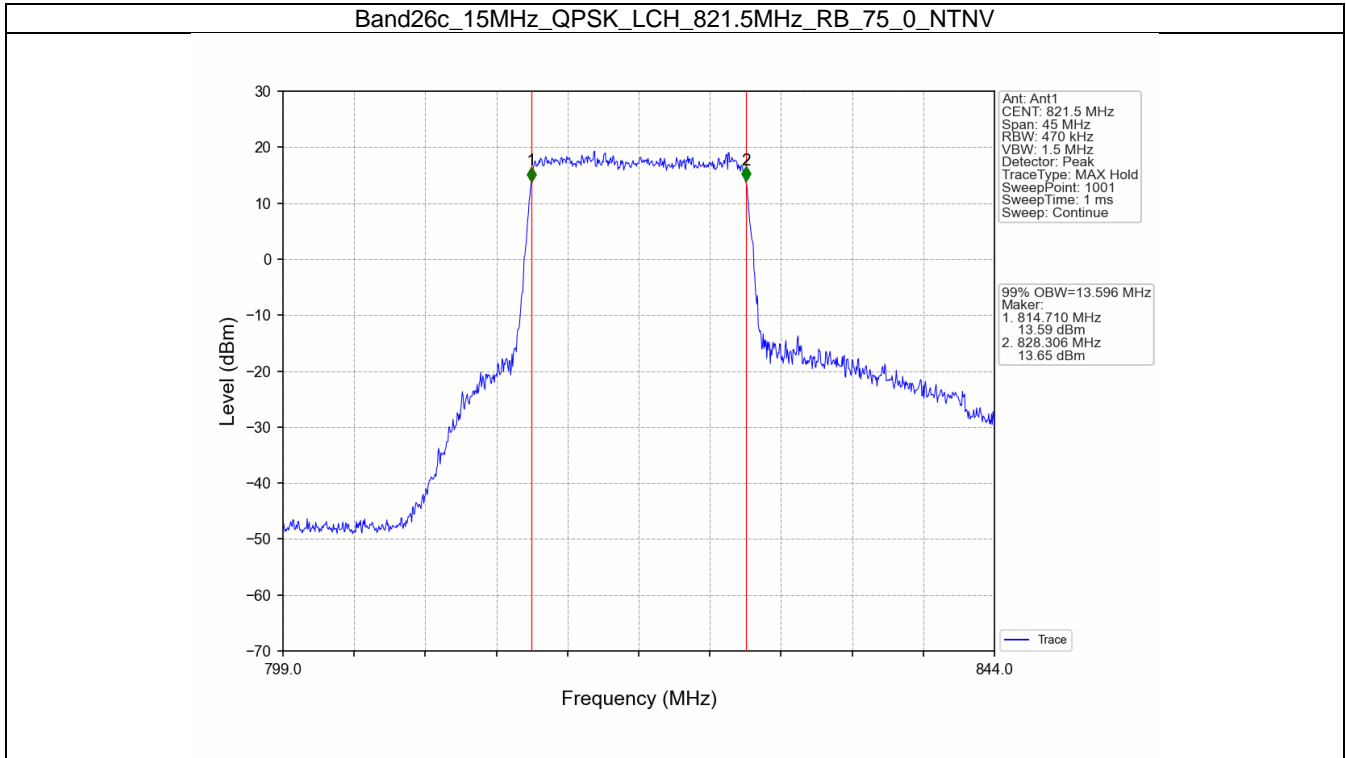
4. 99% & 26dB Bandwidth

4.1 Band26c_OBW

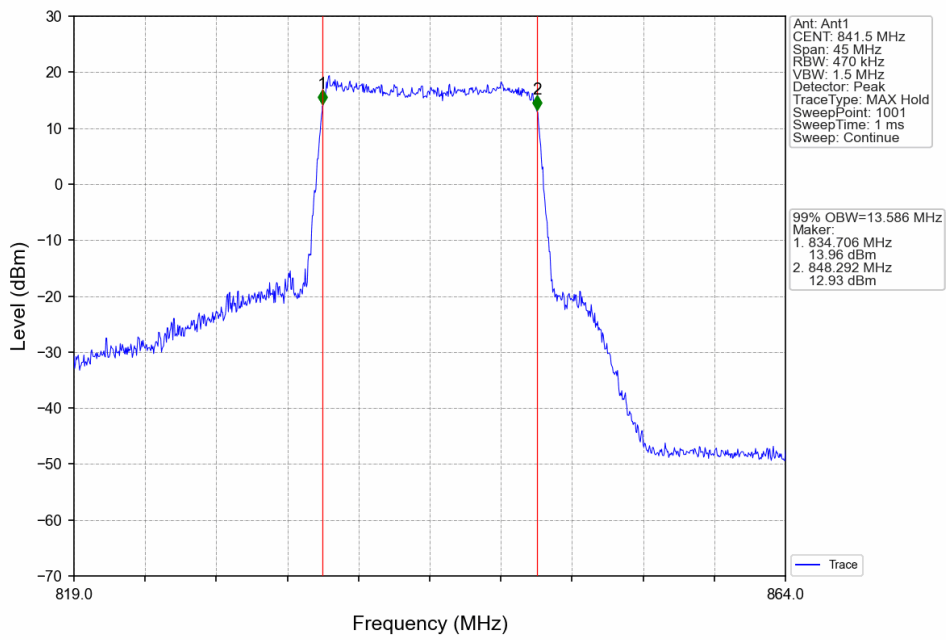
4.1.1 Test Result

Band: 26c / NTN						
Bandwidth (MHz)	Modulation	Frequency (MHz)	RB Allocation		99% Occupied Bandwidth (MHz)	Verdict
			Size	Offset	Result	
15	QPSK	821.5	75	0	13.596	Pass
		831.5	75	0	13.536	Pass
		841.5	75	0	13.586	Pass
	16QAM	821.5	75	0	13.635	Pass
		831.5	75	0	13.529	Pass
		841.5	75	0	13.611	Pass

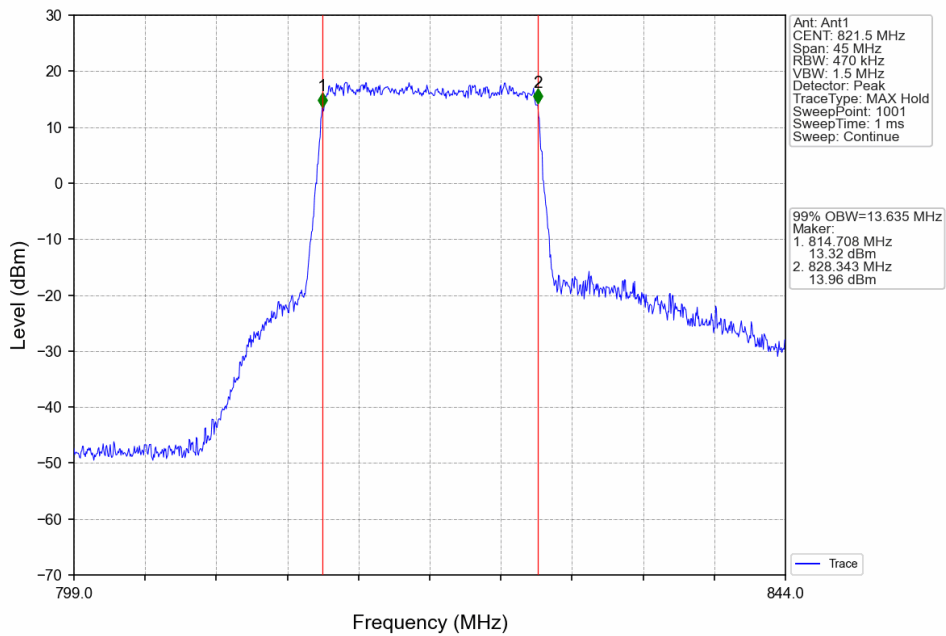
4.1.2 Test Graph



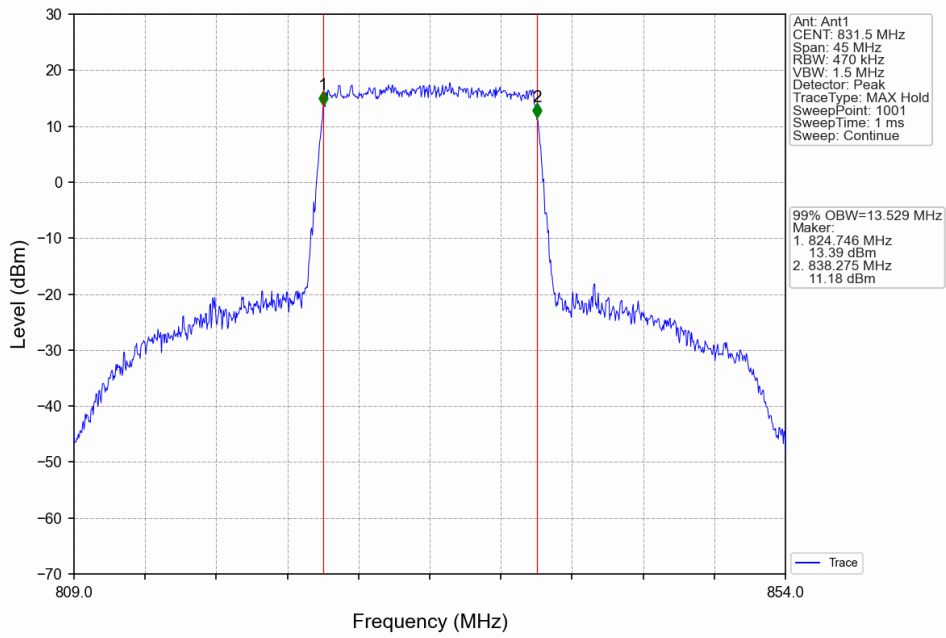
Band26c_15MHz_QPSK_HCH_841.5MHz_RB_75_0_NTNV



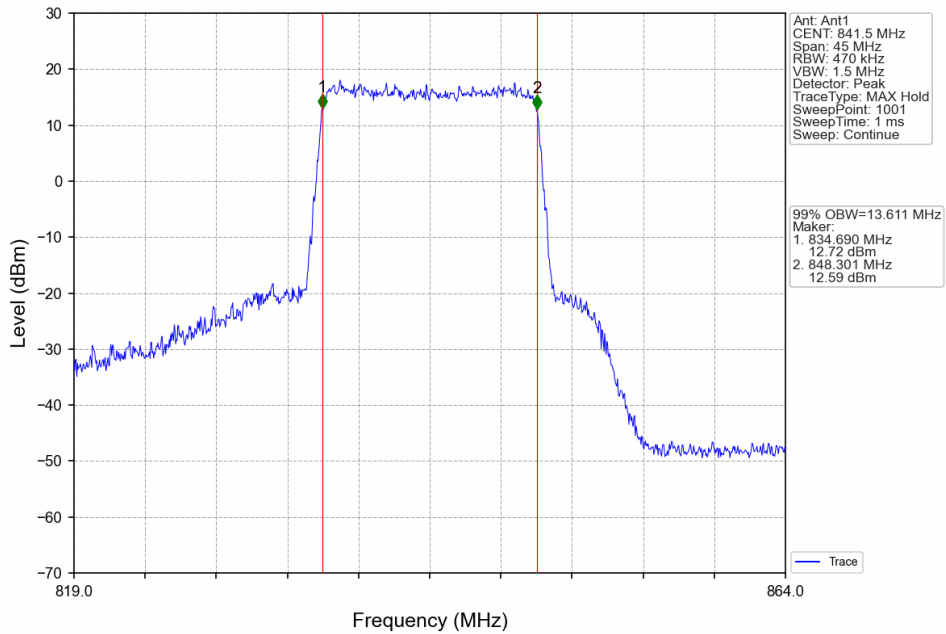
Band26c_15MHz_16QAM_LCH_821.5MHz_RB_75_0_NTNV



Band26c_15MHz_16QAM_MCH_831.5MHz_RB_75_0_NTNV



Band26c_15MHz_16QAM_HCH_841.5MHz_RB_75_0_NTNV

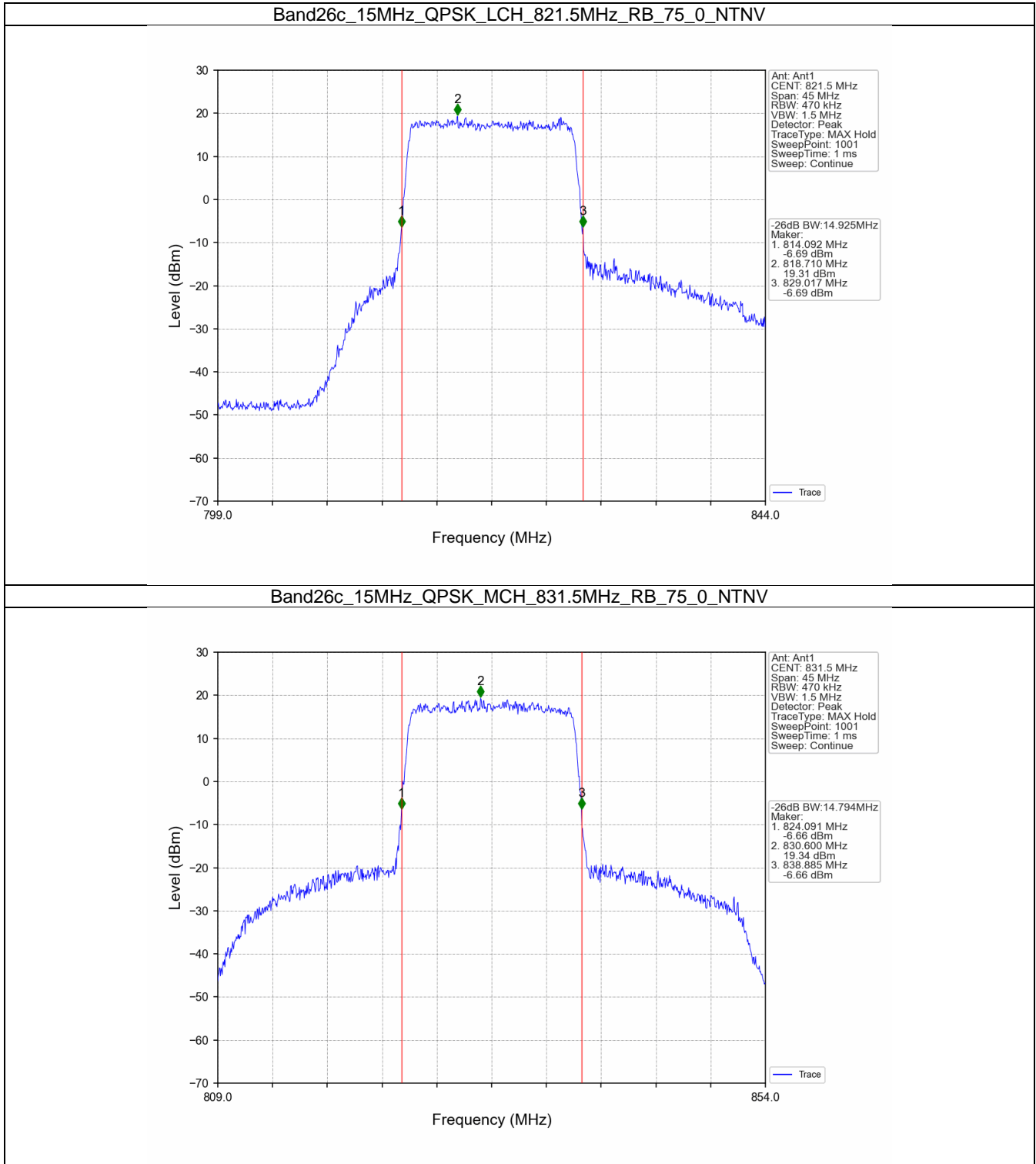


4.2 Band26c_XDB

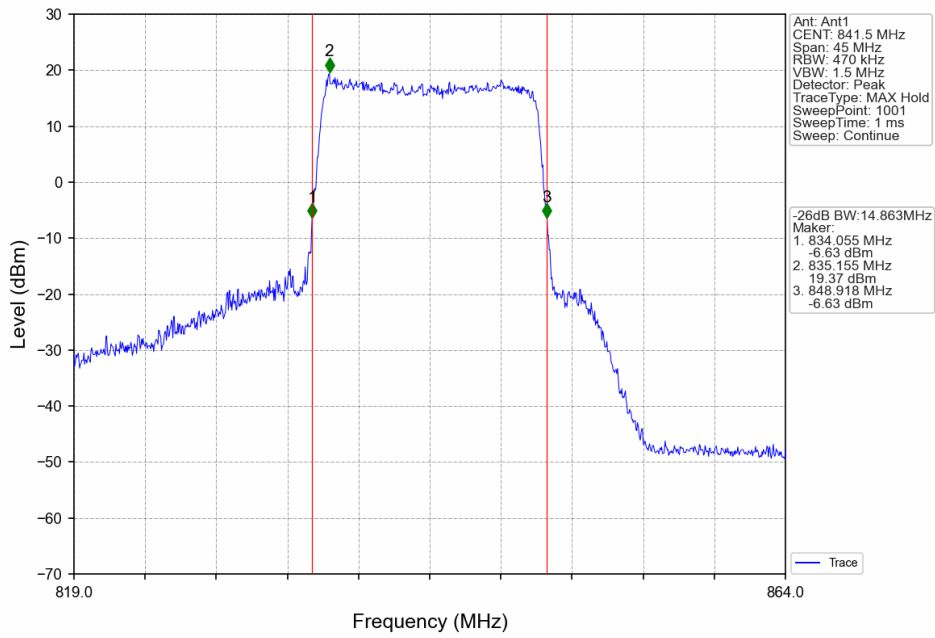
4.2.1 Test Result

Band: 26c / NTV						
Bandwidth (MHz)	Modulation	Frequency (MHz)	RB Allocation		26dB Bandwidth (MHz)	Verdict
			Size	Offset	Result	
15	QPSK	821.5	75	0	14.925	Pass
		831.5	75	0	14.794	Pass
		841.5	75	0	14.863	Pass
	16QAM	821.5	75	0	14.886	Pass
		831.5	75	0	14.934	Pass
		841.5	75	0	14.871	Pass

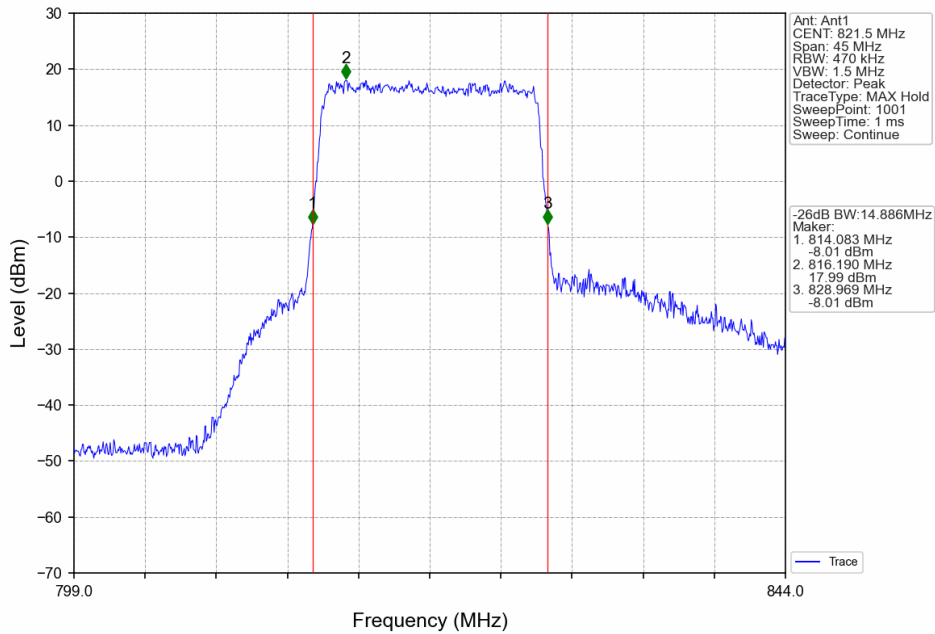
4.2.2 Test Graph



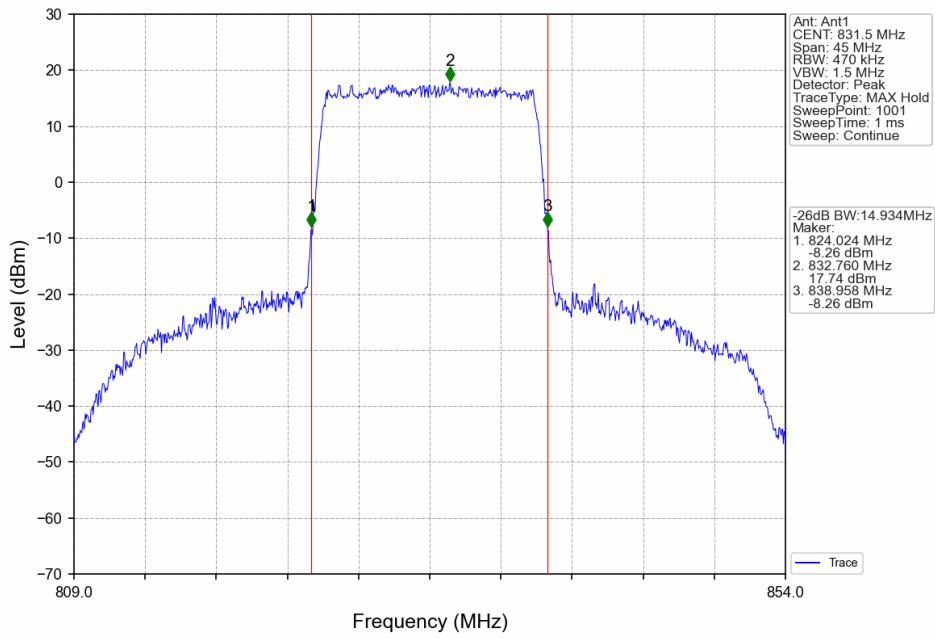
Band26c_15MHz_QPSK_HCH_841.5MHz_RB_75_0_NTNV



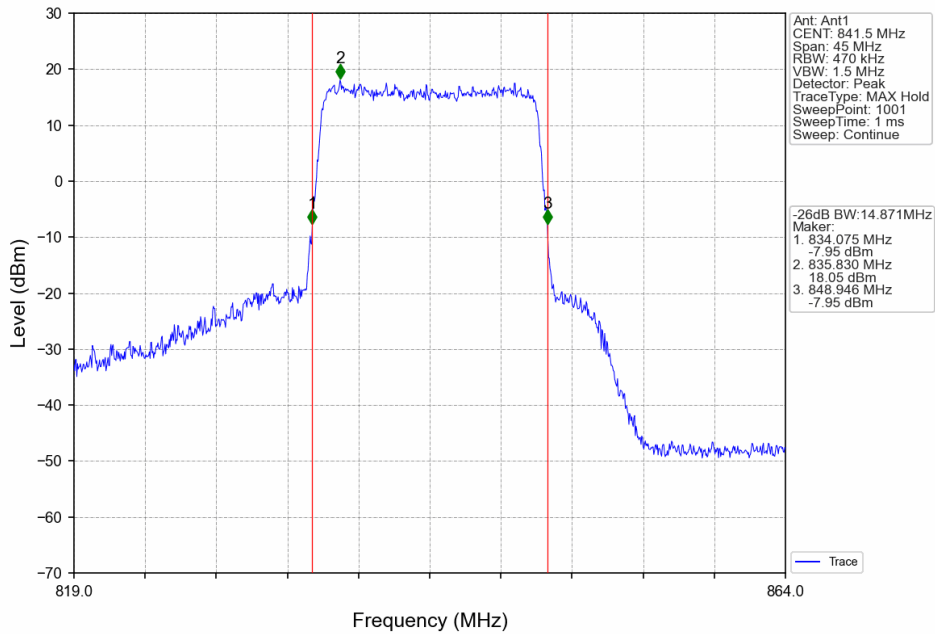
Band26c_15MHz_16QAM_LCH_821.5MHz_RB_75_0_NTNV



Band26c_15MHz_16QAM_MCH_831.5MHz_RB_75_0_NTNV



Band26c_15MHz_16QAM_HCH_841.5MHz_RB_75_0_NTNV



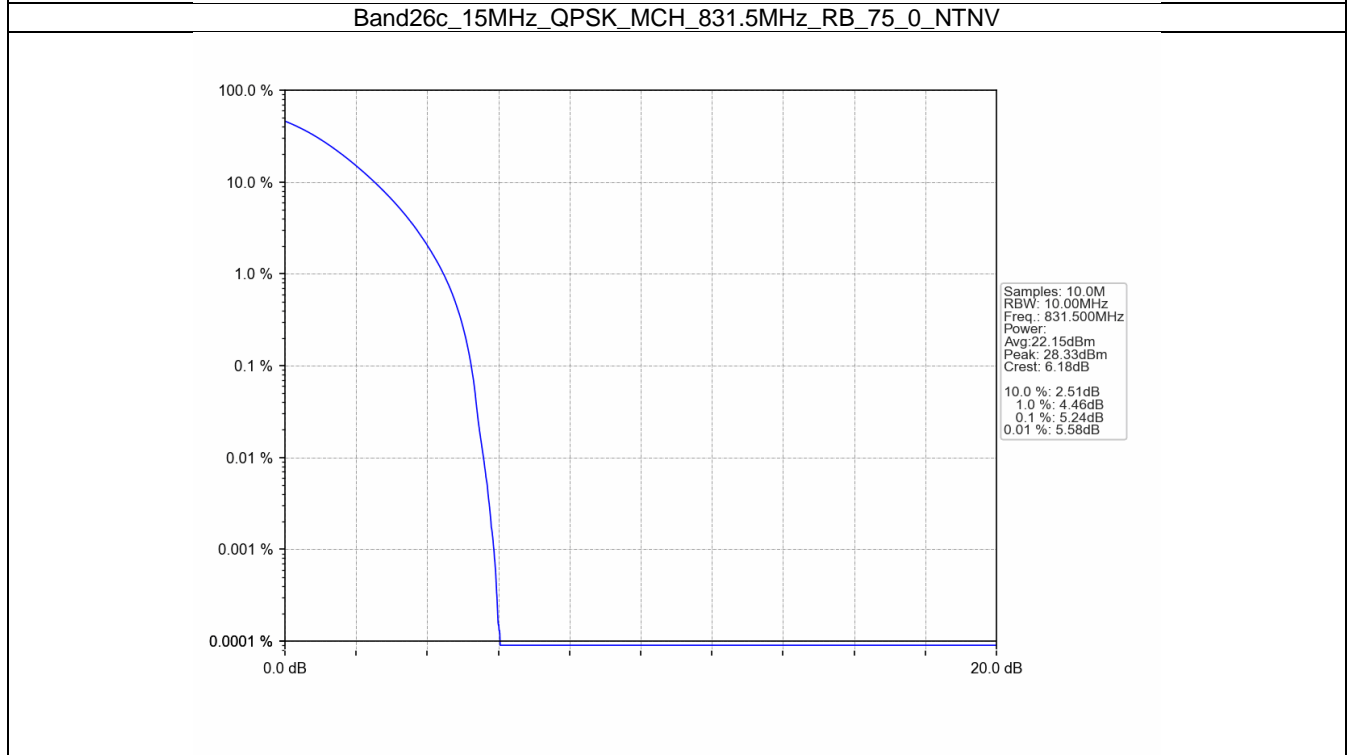
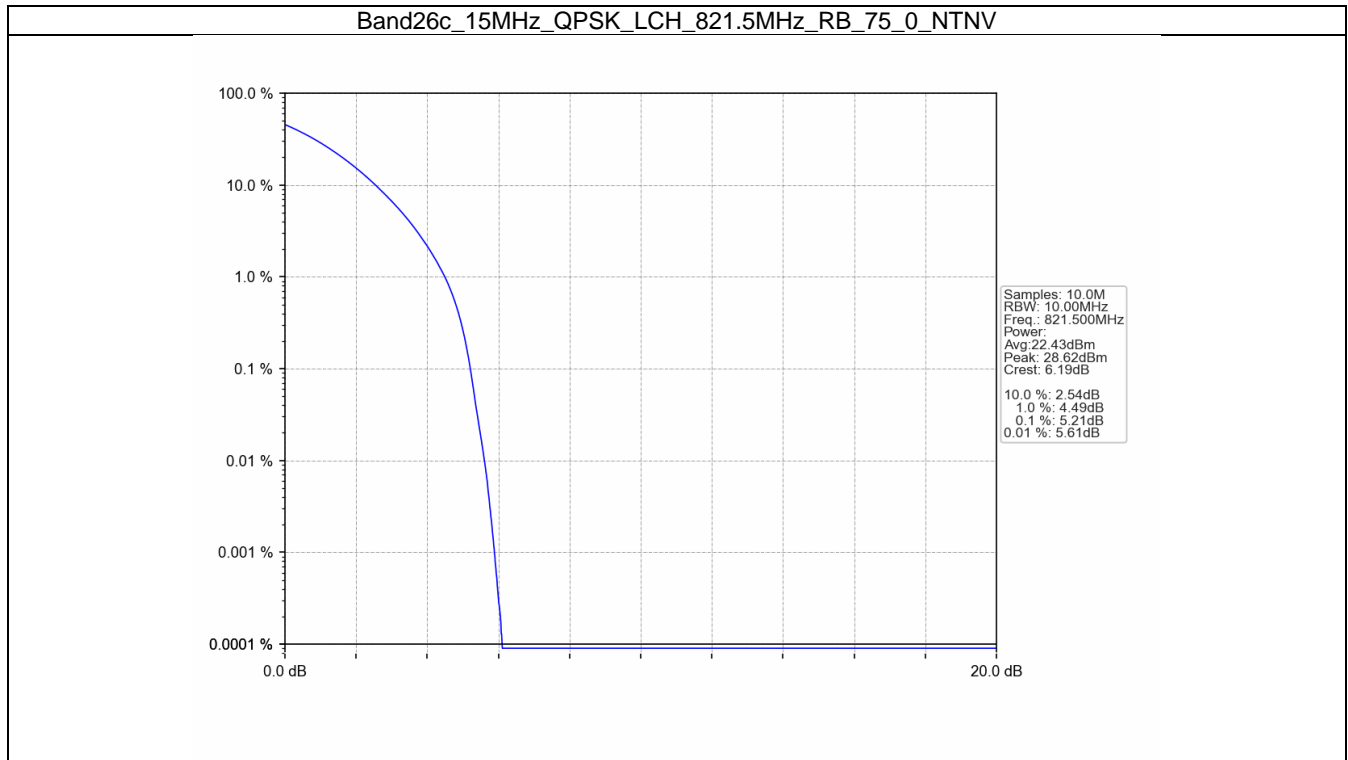
5. Peak-Average Ratio

5.1 B26c_15MHz

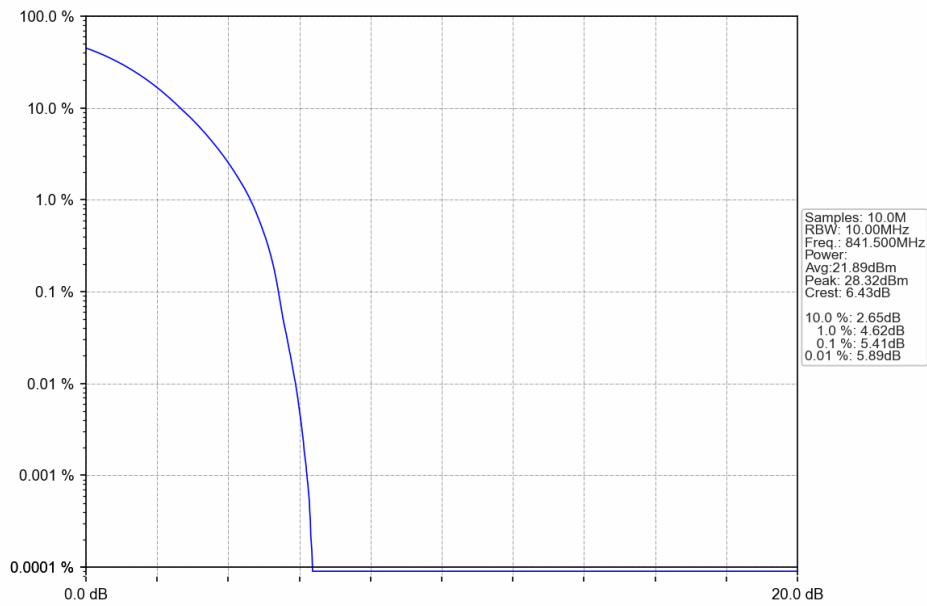
5.1.1 Test Result

Band: 26c / Bandwidth: 15MHz / NTN						
Modulation	Frequency (MHz)	RB Allocation		Peak-Average Ratio (dB)		Verdict
		Size	Offset	Result	Limit	
QPSK	821.5	75	0	5.21	<=13	Pass
	831.5	75	0	5.24	<=13	Pass
	841.5	75	0	5.41	<=13	Pass
16QAM	821.5	75	0	6.06	<=13	Pass
	831.5	75	0	6.03	<=13	Pass
	841.5	75	0	6.18	<=13	Pass

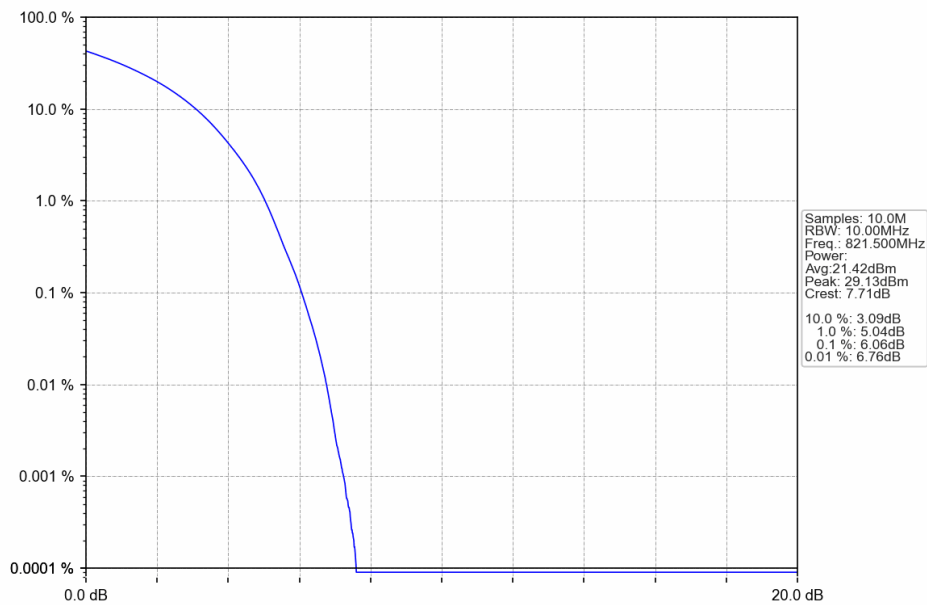
5.1.2 Test Graph



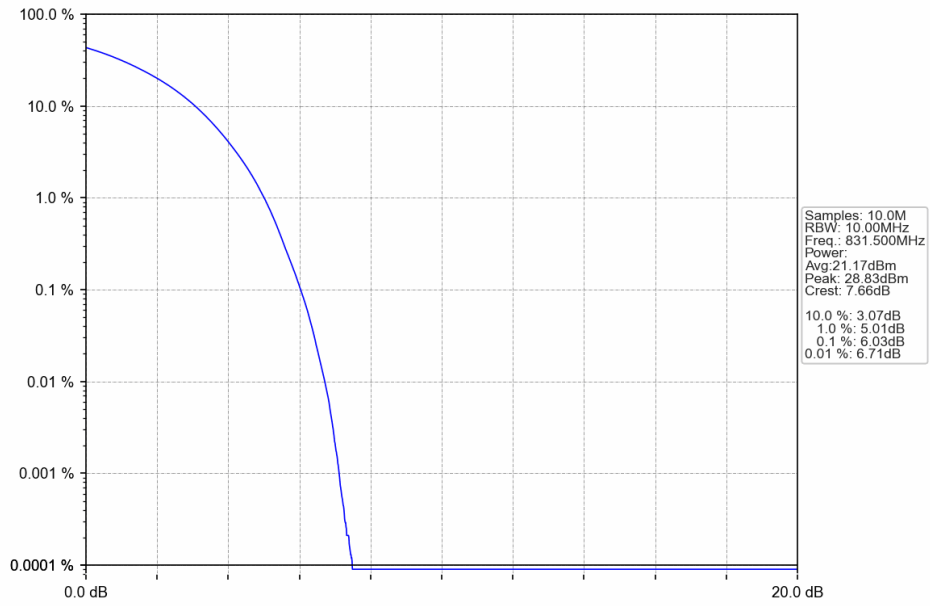
Band26c_15MHz_QPSK_HCH_841.5MHz_RB_75_0_NTNV



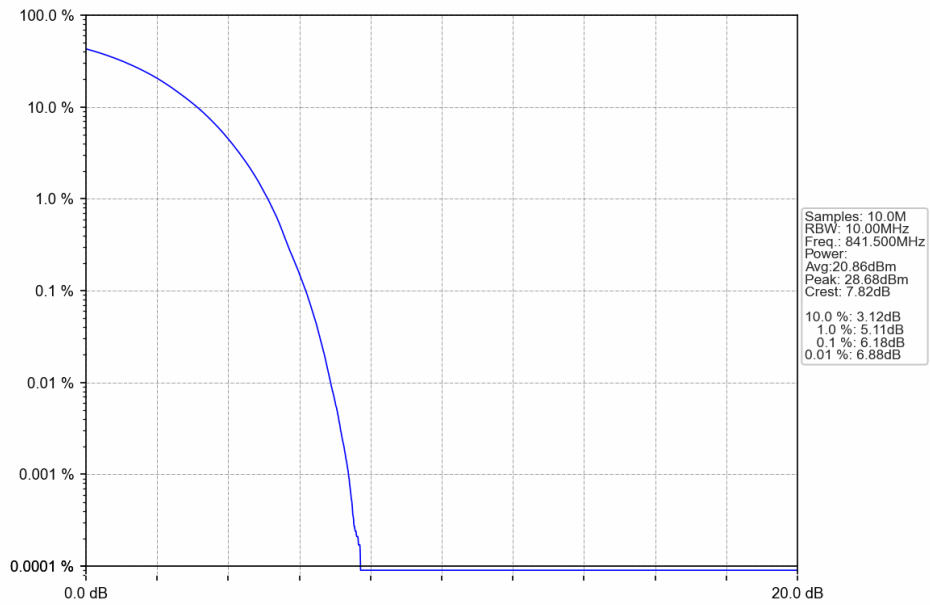
Band26c_15MHz_16QAM_LCH_821.5MHz_RB_75_0_NTNV



Band26c_15MHz_16QAM_MCH_831.5MHz_RB_75_0_NTNV



Band26c_15MHz_16QAM_HCH_841.5MHz_RB_75_0_NTNV



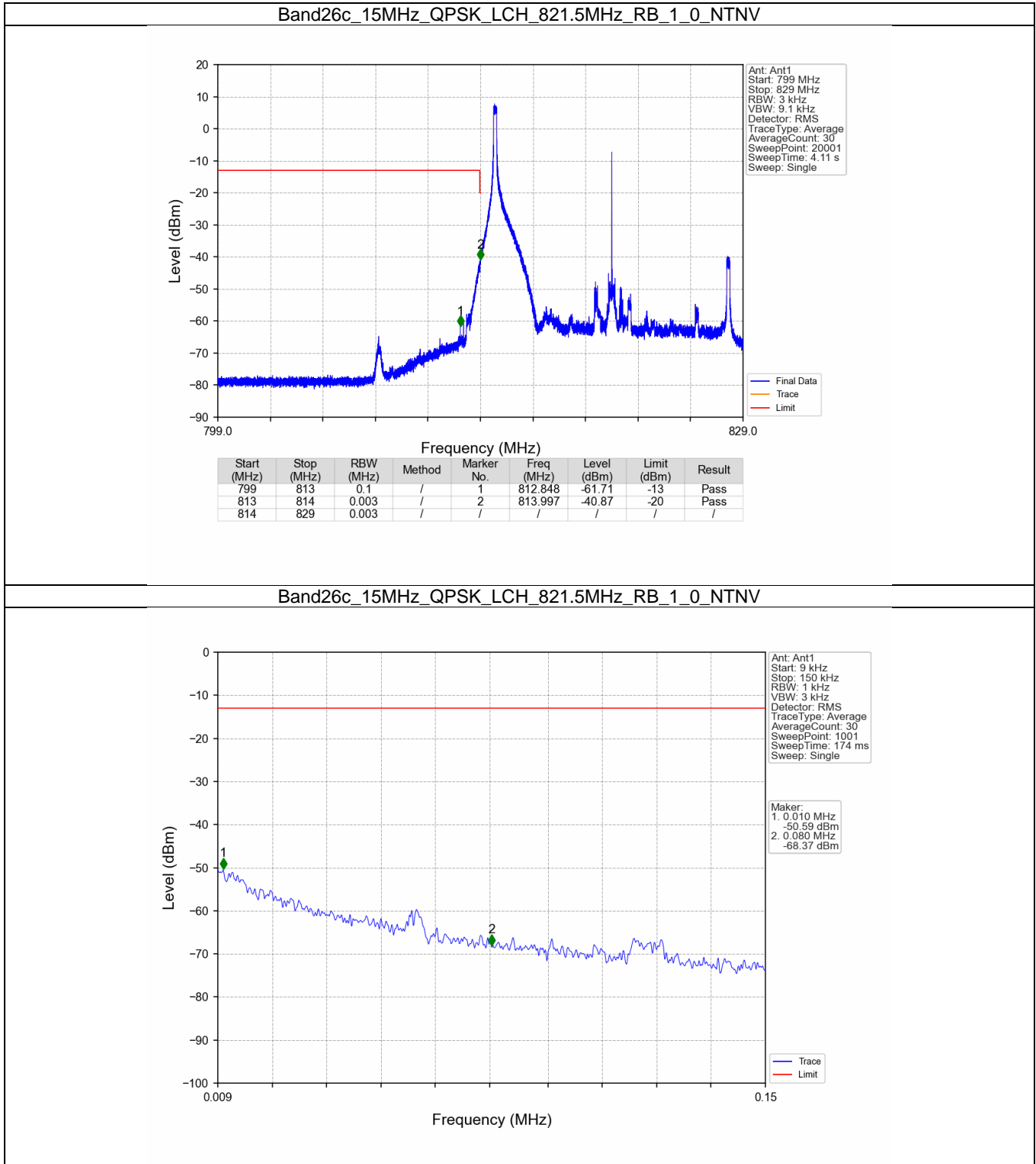
6. Spurious Emission

6.1 B26c_15MHz

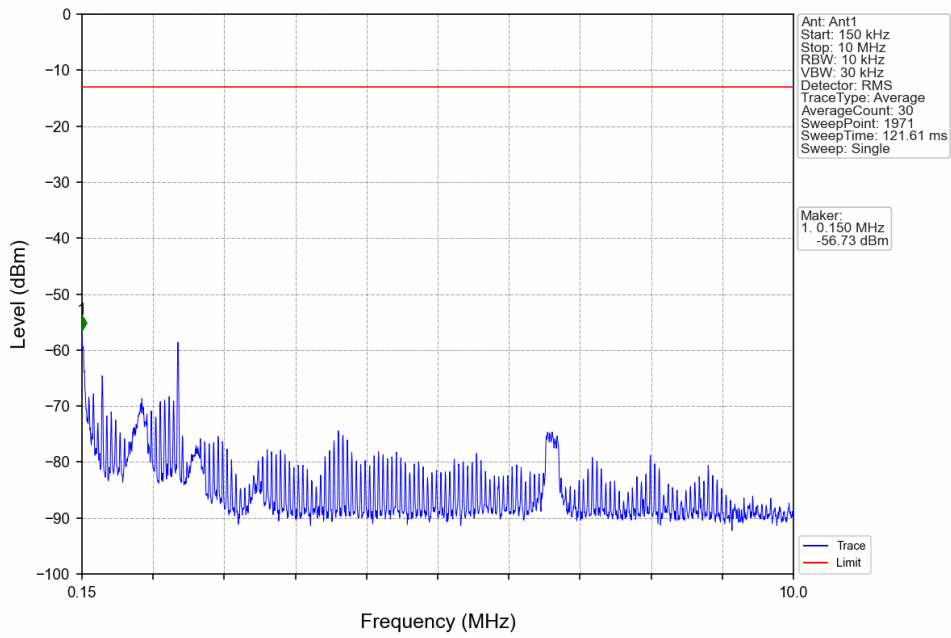
6.1.1 Test Result

Band: 26c / Bandwidth: 15MHz / NTN						
Modulation	Frequency (MHz)	RB Allocation		Spurious Emission		Verdict
		Size	Offset	Result	Limit	
QPSK	821.5	1	0	Refer To Test Graph		Pass
		75	0	Refer To Test Graph		Pass
	841.5	1	0	Refer To Test Graph		Pass
			74	Refer To Test Graph		Pass
		75	0	Refer To Test Graph		Pass
16QAM	821.5	1	0	Refer To Test Graph		Pass
		75	0	Refer To Test Graph		Pass
	841.5	1	0	Refer To Test Graph		Pass
			74	Refer To Test Graph		Pass
		75	0	Refer To Test Graph		Pass

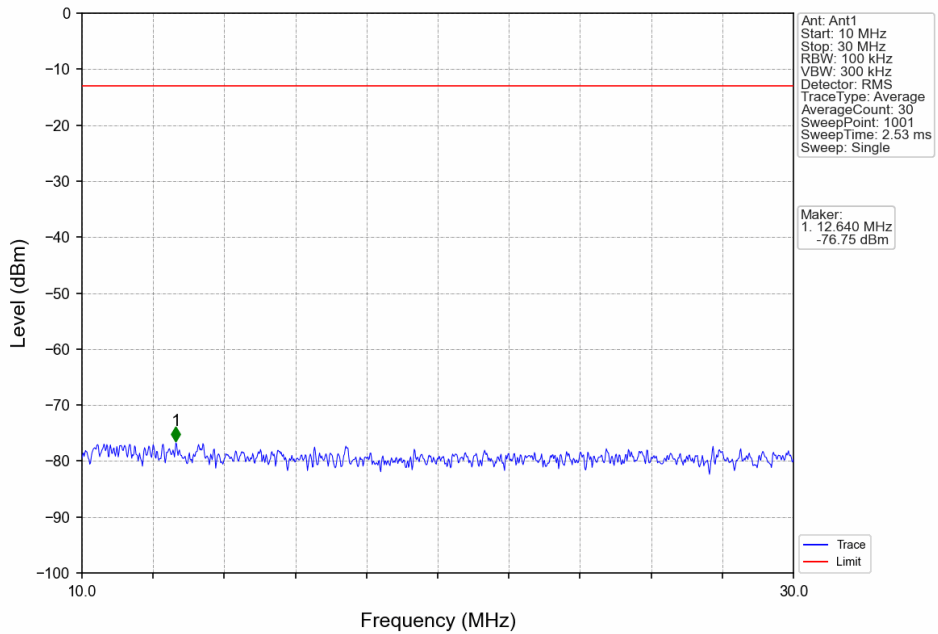
6.1.2 Test Graph



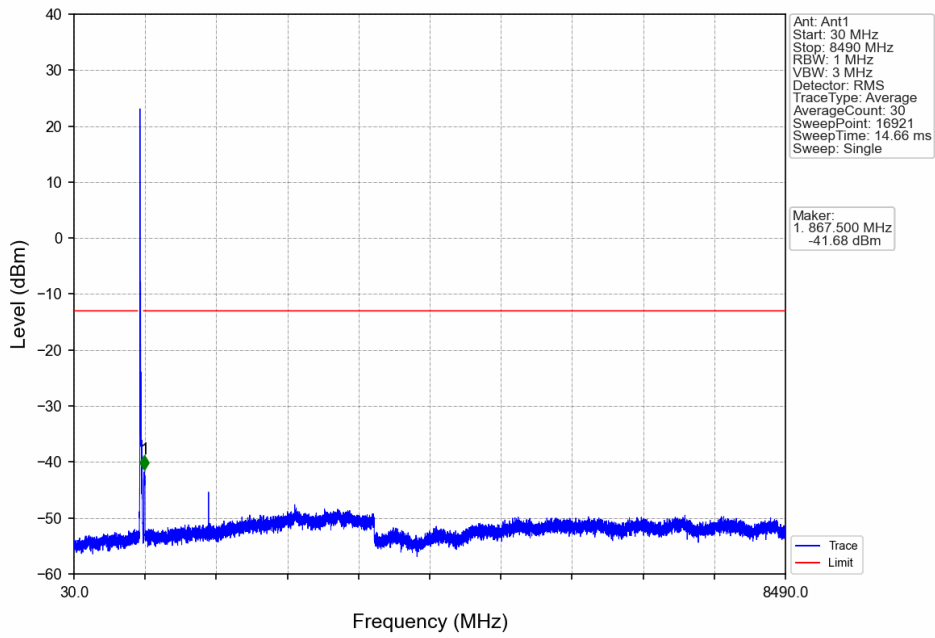
Band26c_15MHz_QPSK_LCH_821.5MHz_RB_1_0_NTNV



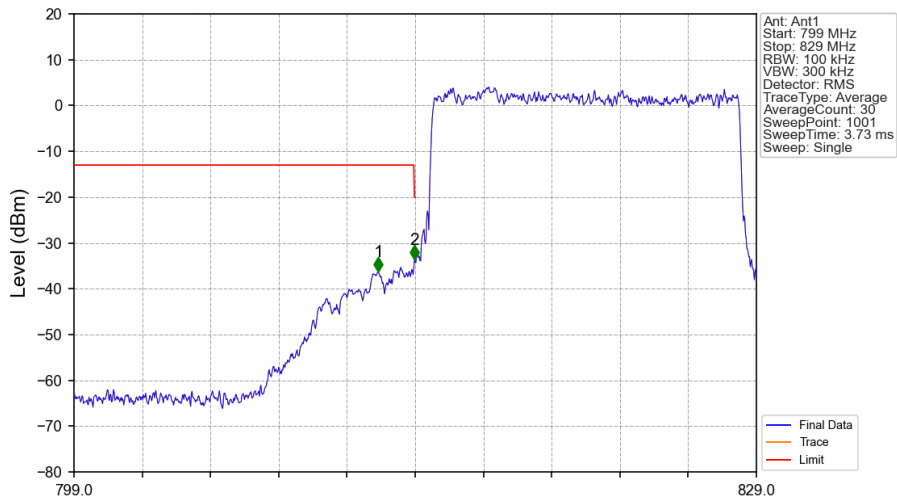
Band26c_15MHz_QPSK_LCH_821.5MHz_RB_1_0_NTNV



Band26c_15MHz_QPSK_LCH_821.5MHz_RB_1_0_NTNV

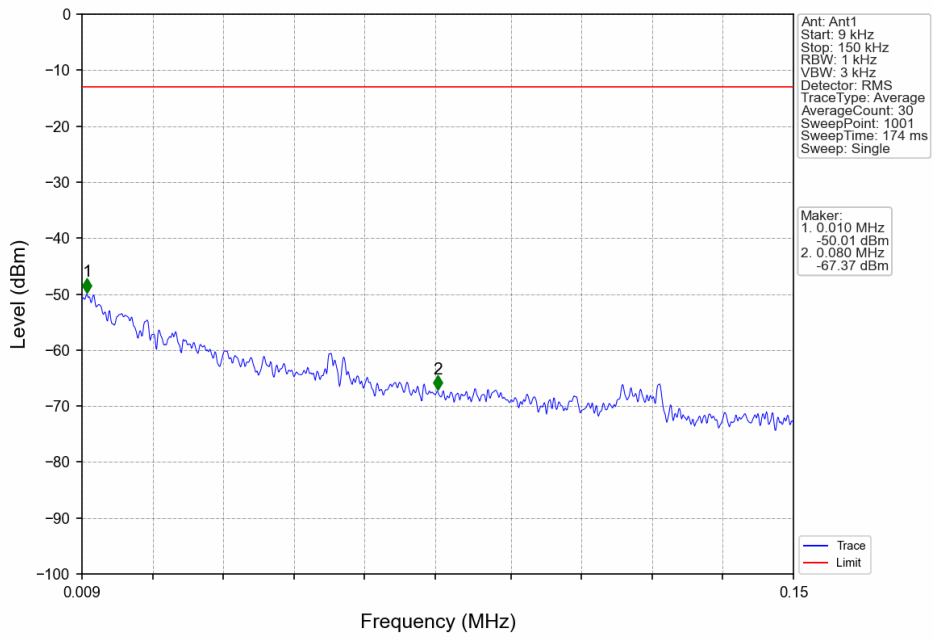


Band26c_15MHz_QPSK_LCH_821.5MHz_RB_75_0_NTNV

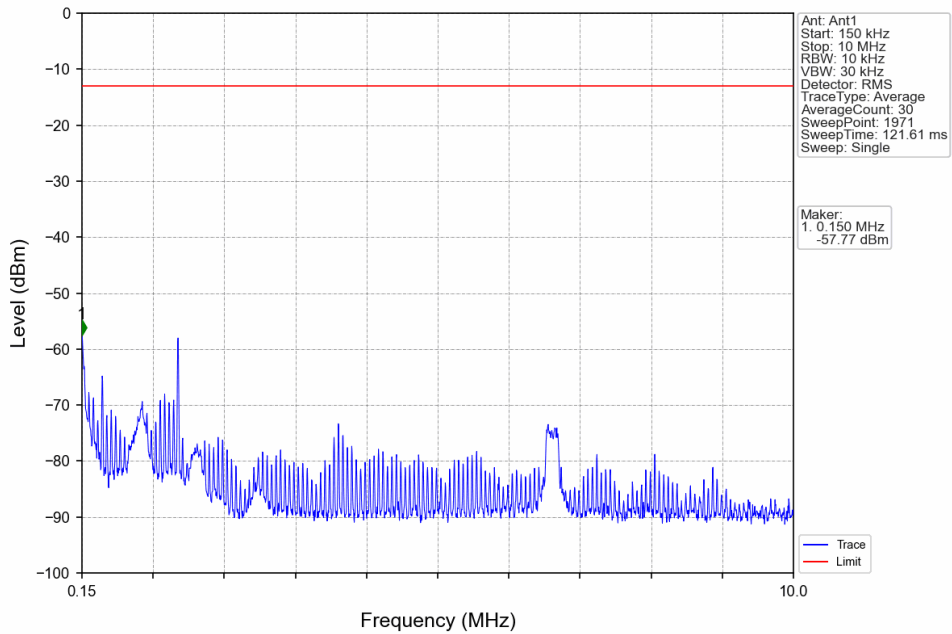


Start (MHz)	Stop (MHz)	RBW (MHz)	Method	Marker No.	Freq (MHz)	Level (dBm)	Limit (dBm)	Result
799	813	0.1	/	1	812.390	-36.34	-13	Pass
813	814	0.149	/	2	813.970	-33.62	-20	Pass
814	829	0.149	/	/	/	/	/	/

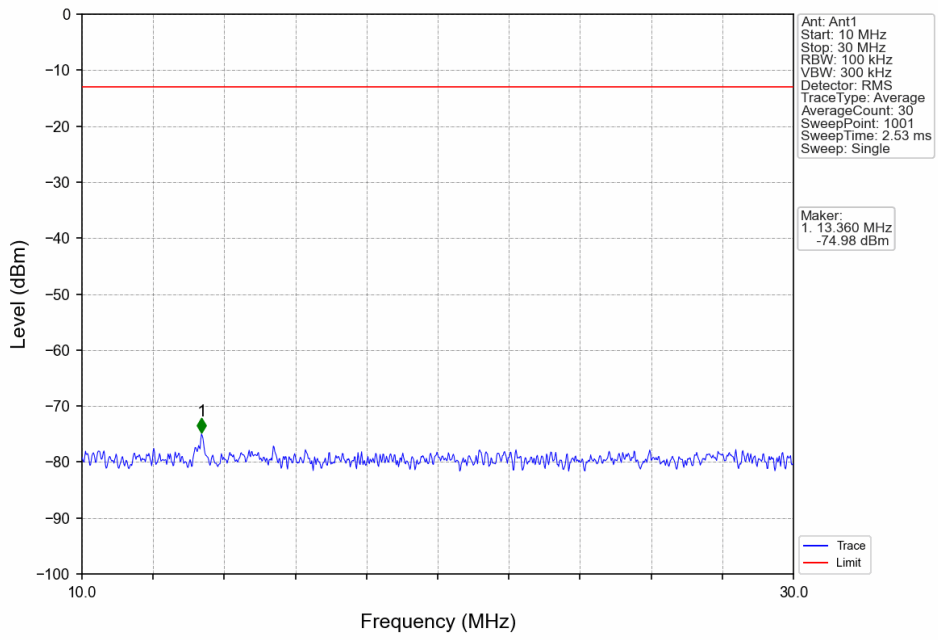
Band26c_15MHz_QPSK_MCH_831.5MHz_RB_1_0_NTNV



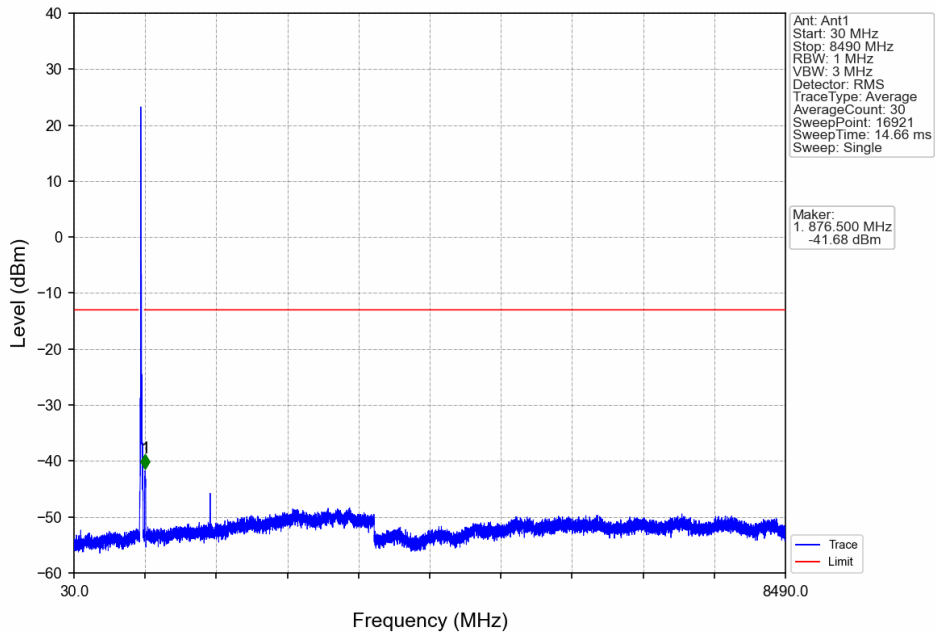
Band26c_15MHz_QPSK_MCH_831.5MHz_RB_1_0_NTNV



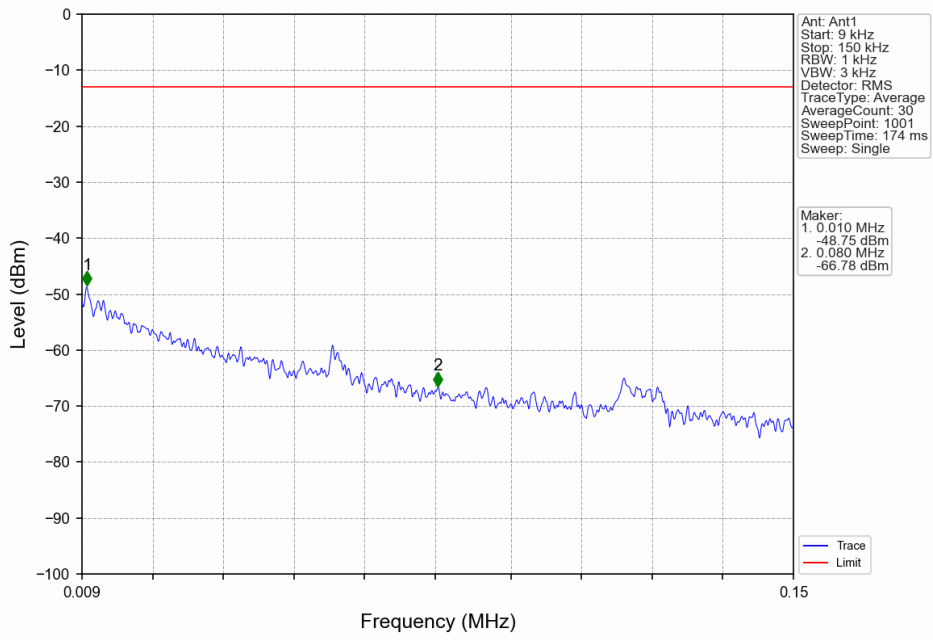
Band26c_15MHz_QPSK_MCH_831.5MHz_RB_1_0_NTNV



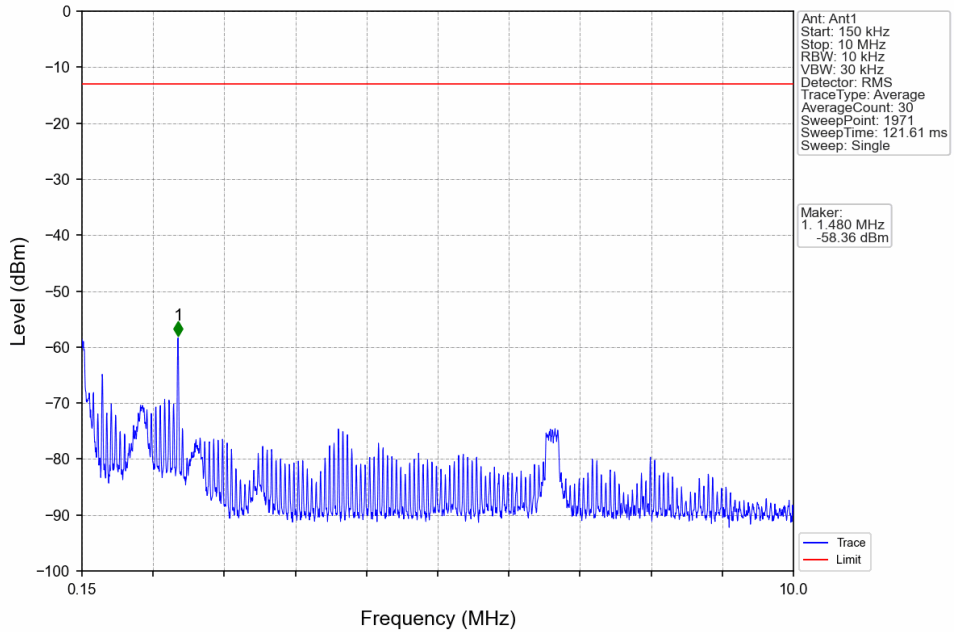
Band26c_15MHz_QPSK_MCH_831.5MHz_RB_1_0_NTNV



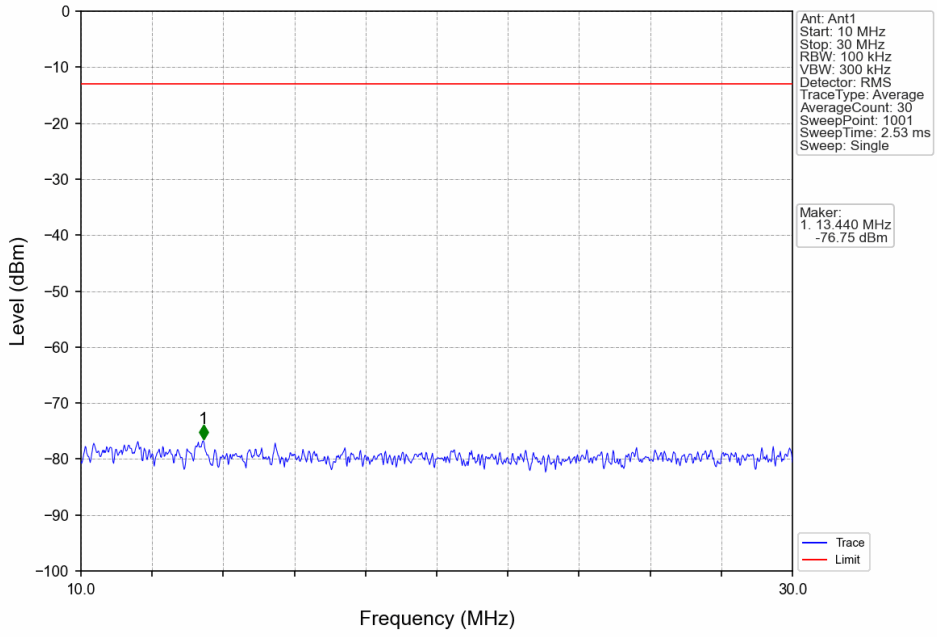
Band26c_15MHz_QPSK_HCH_841.5MHz_RB_1_0_NTNV



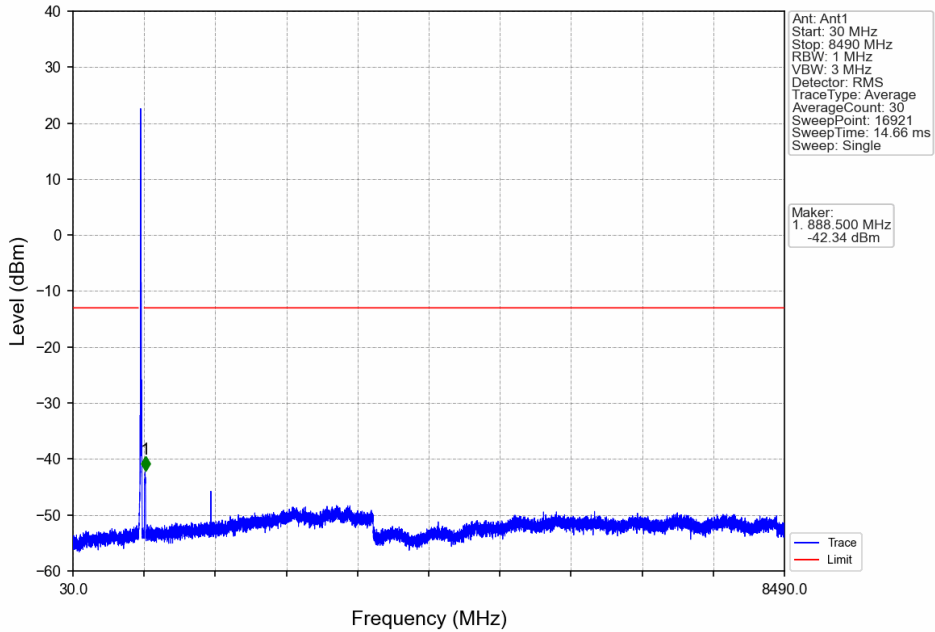
Band26c_15MHz_QPSK_HCH_841.5MHz_RB_1_0_NTNV



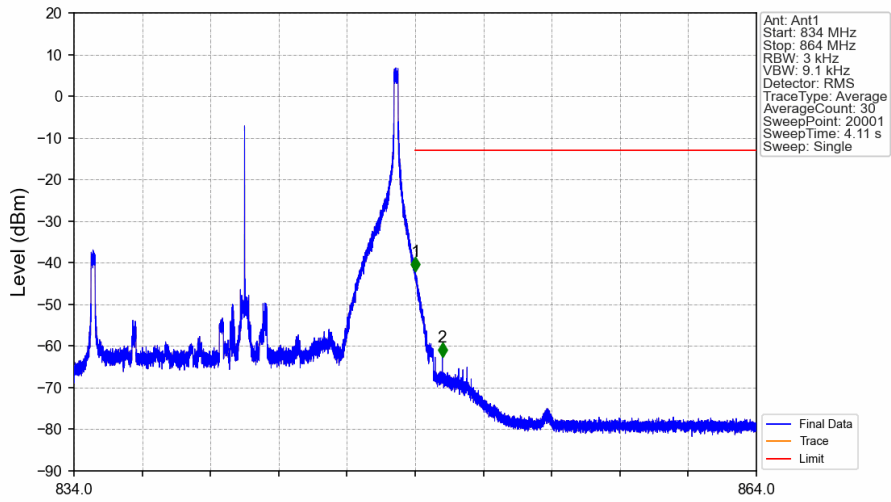
Band26c_15MHz_QPSK_HCH_841.5MHz_RB_1_0_NTNV



Band26c_15MHz_QPSK_HCH_841.5MHz_RB_1_0_NTNV

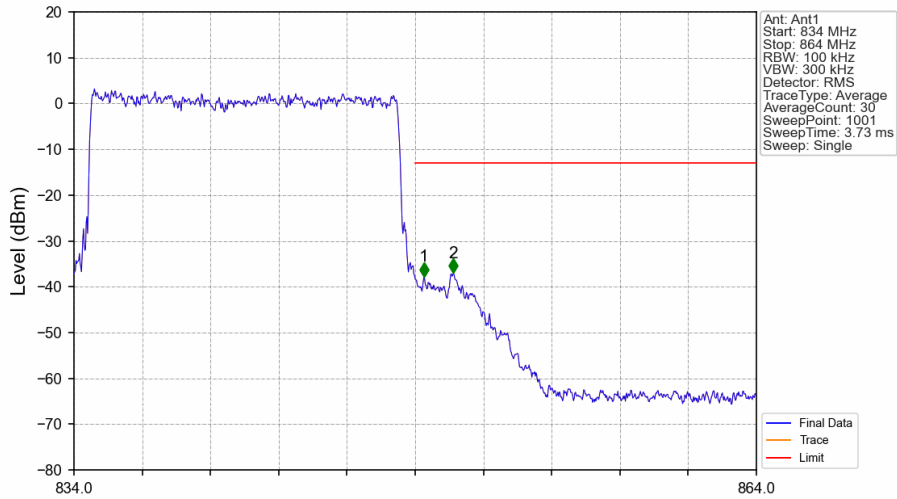


Band26c_15MHz_QPSK_HCH_841.5MHz_RB_1_74_NTNV



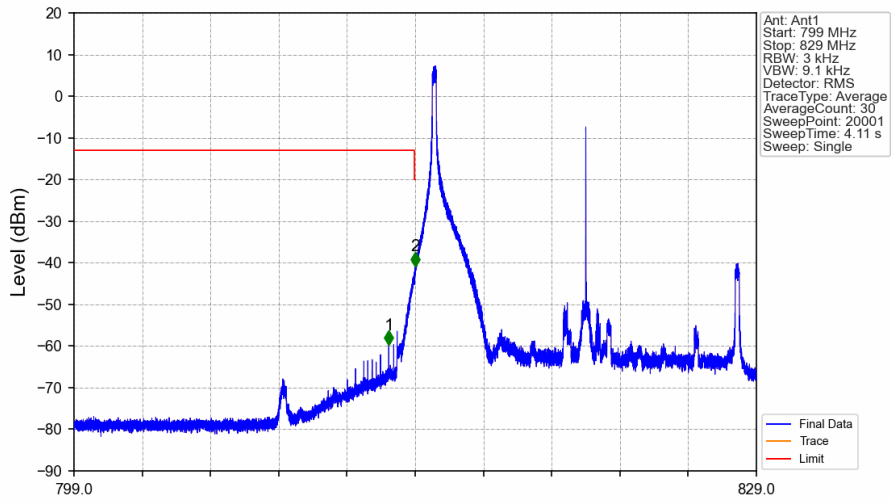
Start (MHz)	Stop (MHz)	RBW (MHz)	Method	Marker No.	Freq (MHz)	Level (dBm)	Limit (dBm)	Result
834	849	0.003	/	/	/	/	/	/
849	850	0.003	/	1	849.006	-42.08	-13	Pass
850	864	0.1	/	2	850.194	-62.62	-13	Pass

Band26c_15MHz_QPSK_HCH_841.5MHz_RB_75_0_NTNV



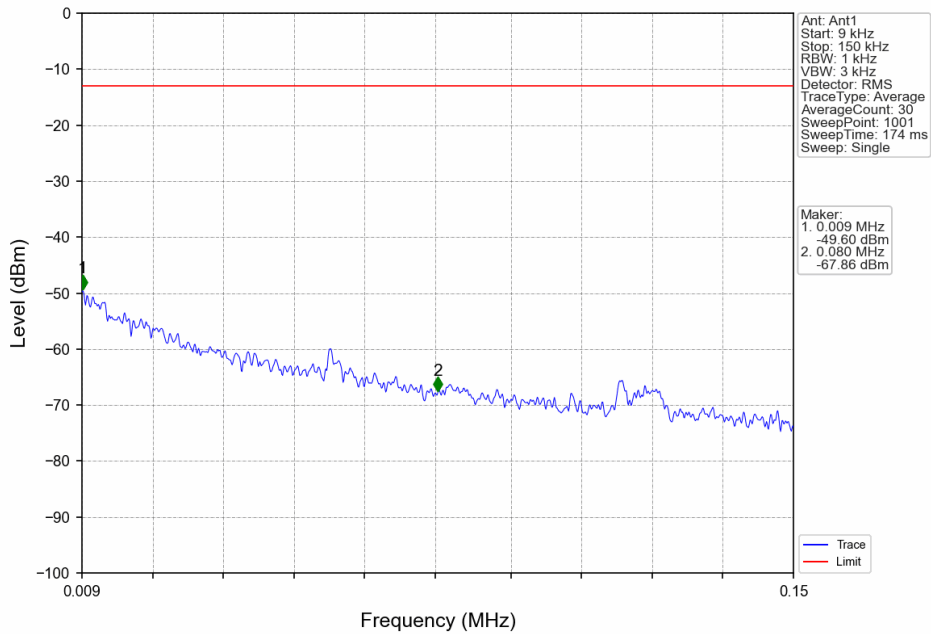
Start (MHz)	Stop (MHz)	RBW (MHz)	Method	Marker No.	Freq (MHz)	Level (dBm)	Limit (dBm)	Result
834	849	0.149	/	/	/	/	/	/
849	850	0.149	/	1	849.390	-37.75	-13	Pass
850	864	0.1	/	2	850.680	-37.00	-13	Pass

Band26c_15MHz_16QAM_LCH_821.5MHz_RB_1_0_NTNV

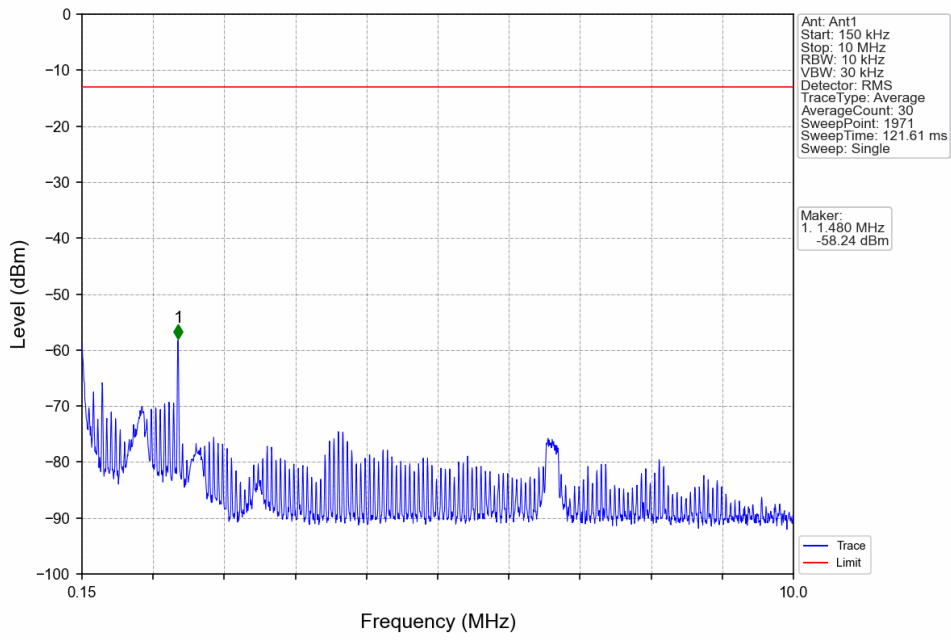


Start (MHz)	Stop (MHz)	RBW (MHz)	Method	Marker No.	Freq (MHz)	Level (dBm)	Limit (dBm)	Result
799	813	0.1	/	1	812.841	-59.73	-13	Pass
813	814	0.003	/	2	813.997	-40.84	-20	Pass
814	829	0.003	/	/	/	/	/	/

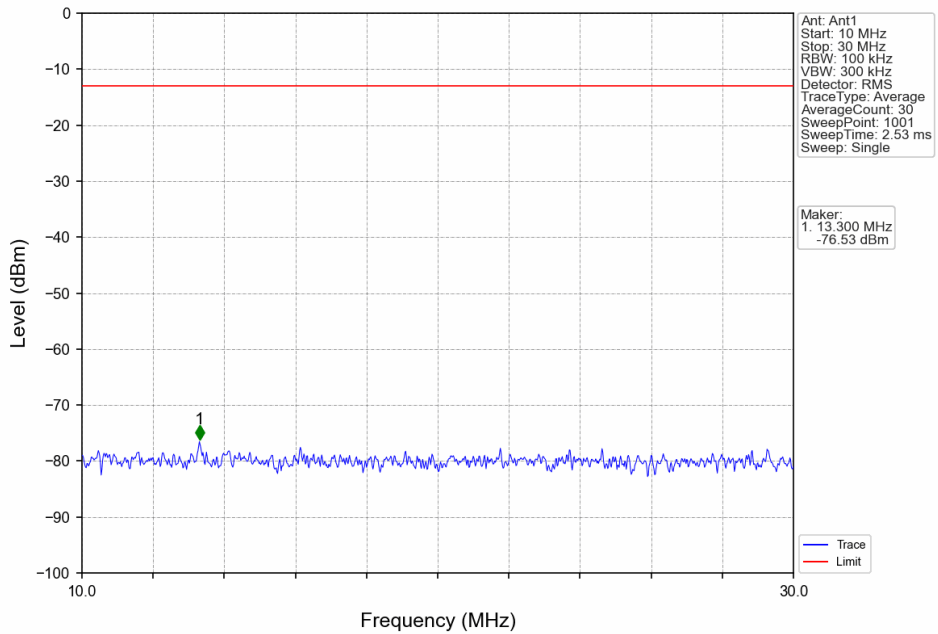
Band26c_15MHz_16QAM_LCH_821.5MHz_RB_1_0_NTNV



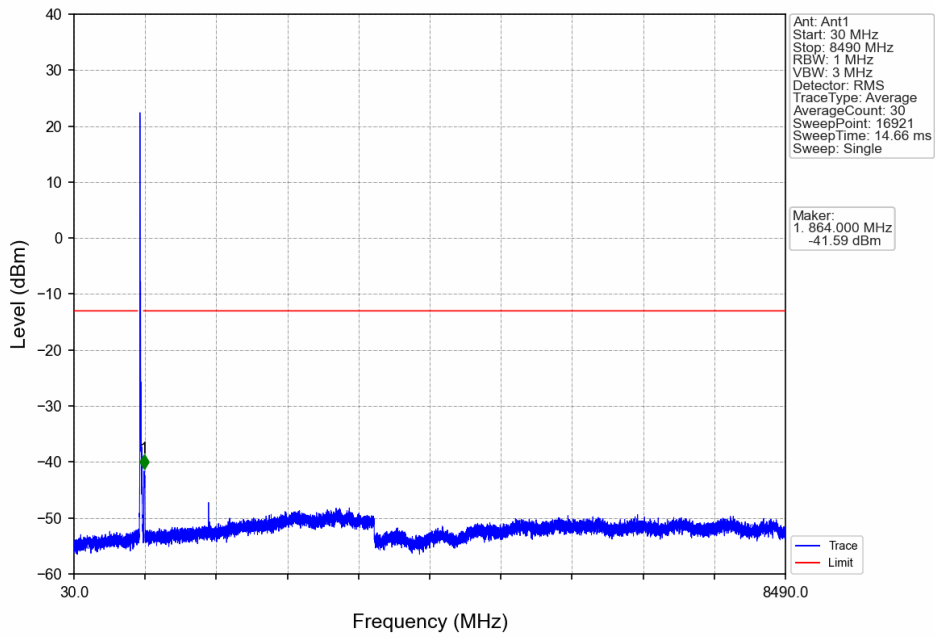
Band26c_15MHz_16QAM_LCH_821.5MHz_RB_1_0_NTNV



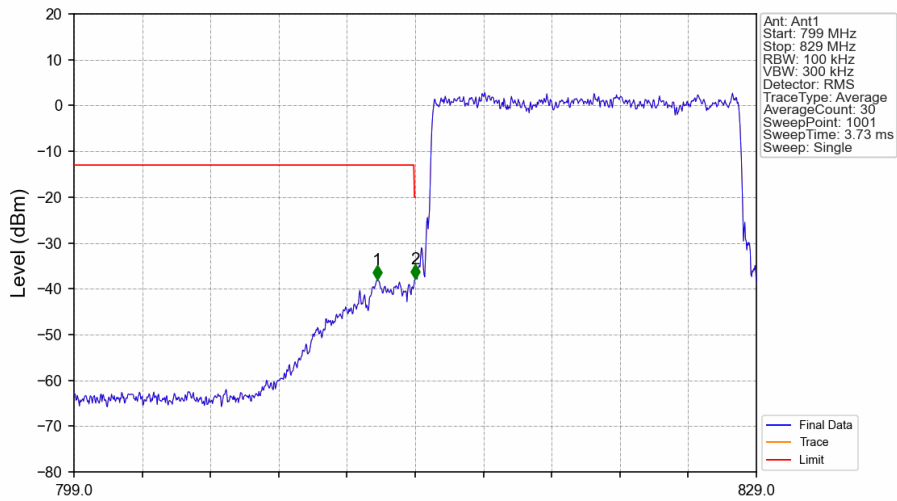
Band26c_15MHz_16QAM_LCH_821.5MHz_RB_1_0_NTNV



Band26c_15MHz_16QAM_LCH_821.5MHz_RB_1_0_NTNV

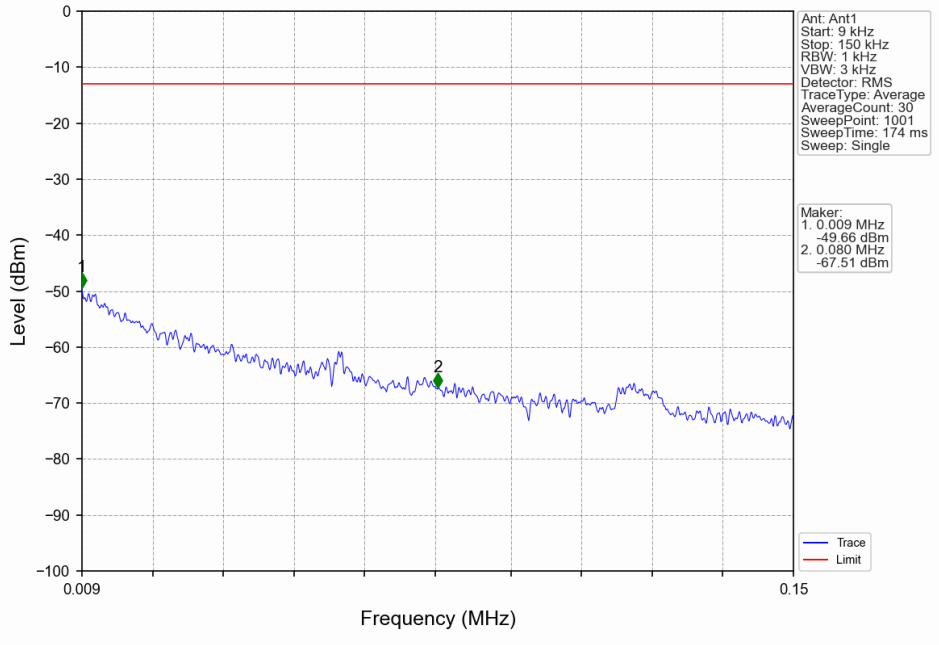


Band26c_15MHz_16QAM_LCH_821.5MHz_RB_75_0_NTNV

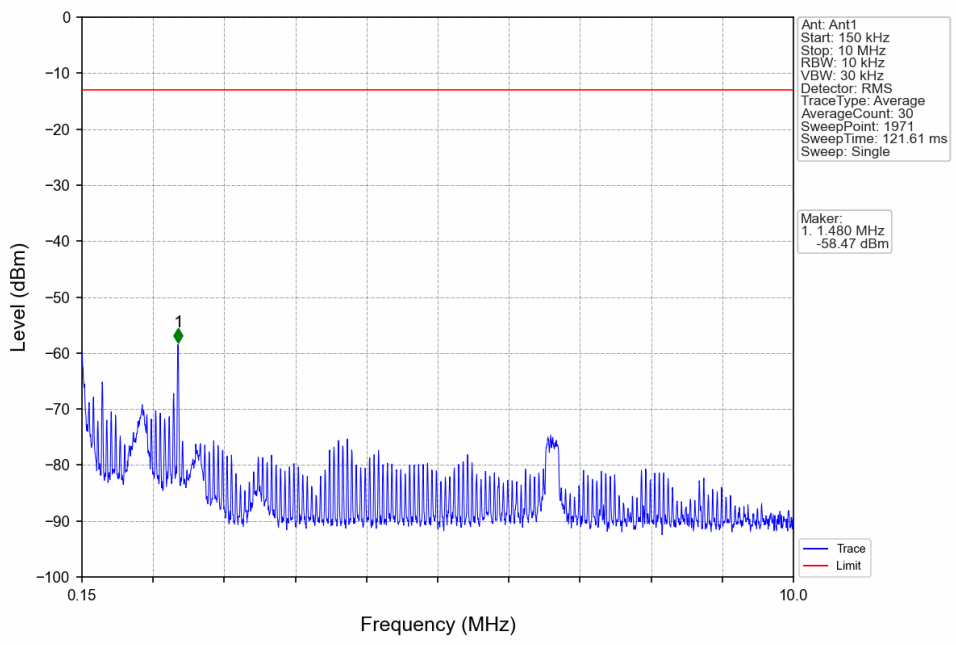


Start (MHz)	Stop (MHz)	RBW (MHz)	Method	Marker No.	Freq (MHz)	Level (dBm)	Limit (dBm)	Result
799	813	0.1	/	1	812.320	-38.07	-13	Pass
813	814	0.149	/	2	814.000	-37.88	-20	Pass
814	829	0.149	/	/	/	/	/	/

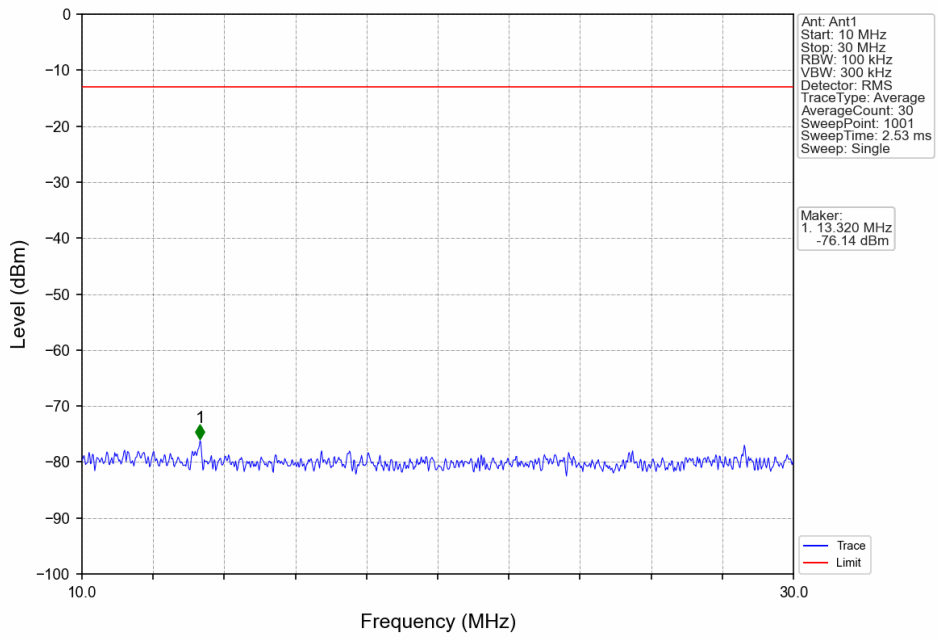
Band26c_15MHz_16QAM_MCH_831.5MHz_RB_1_0_NTNV



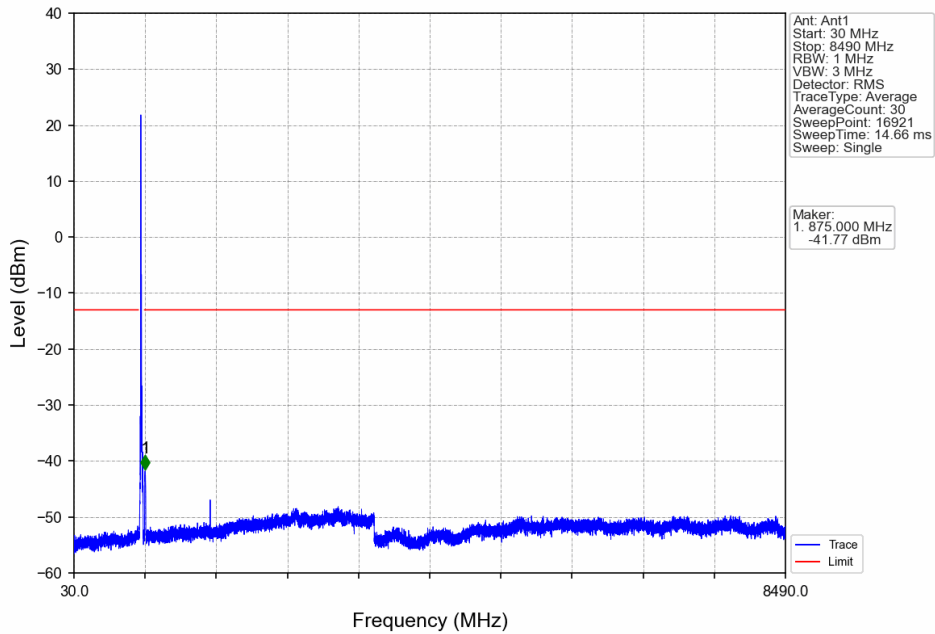
Band26c_15MHz_16QAM_MCH_831.5MHz_RB_1_0_NTNV



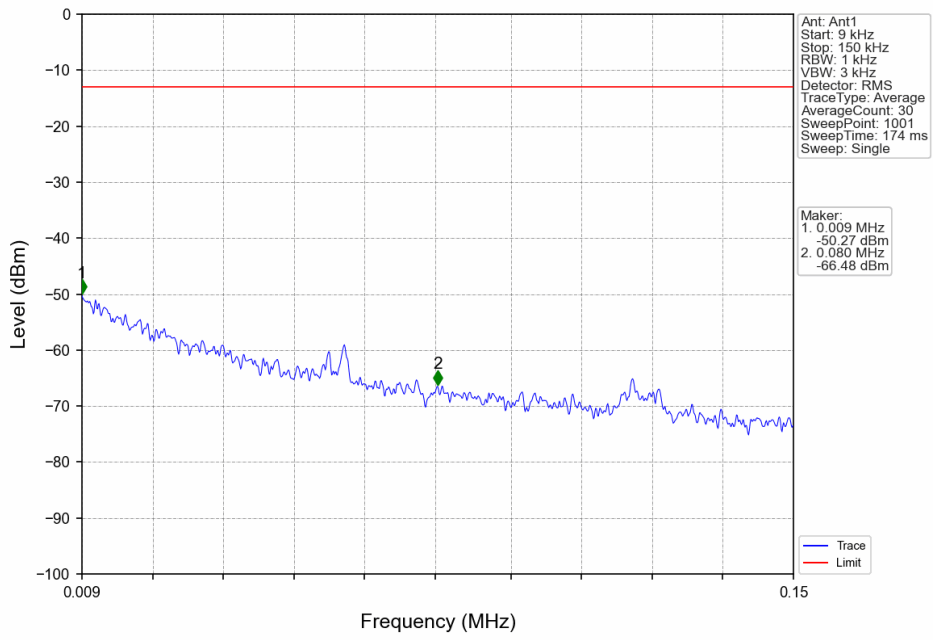
Band26c_15MHz_16QAM_MCH_831.5MHz_RB_1_0_NTNV



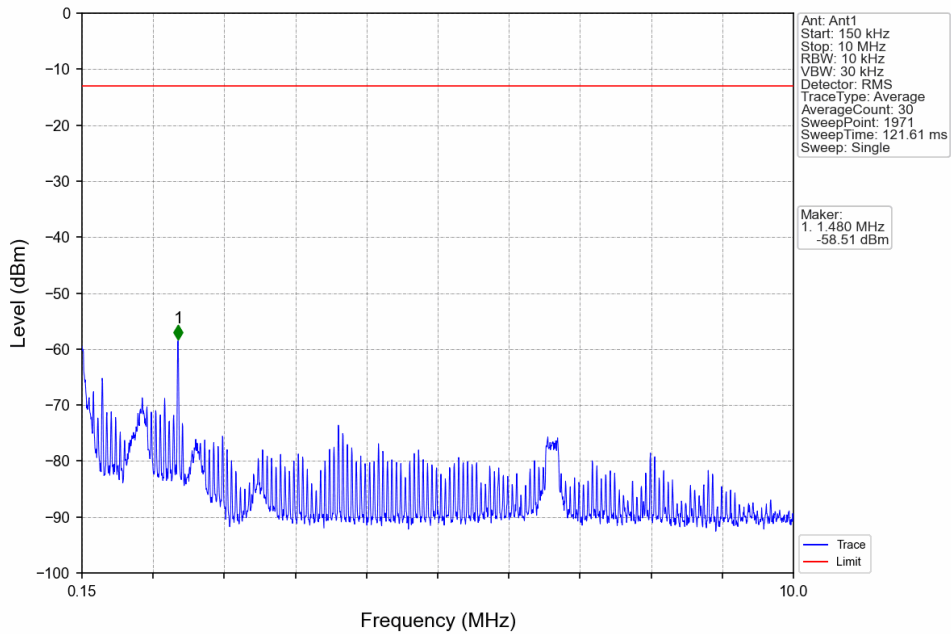
Band26c_15MHz_16QAM_MCH_831.5MHz_RB_1_0_NTNV



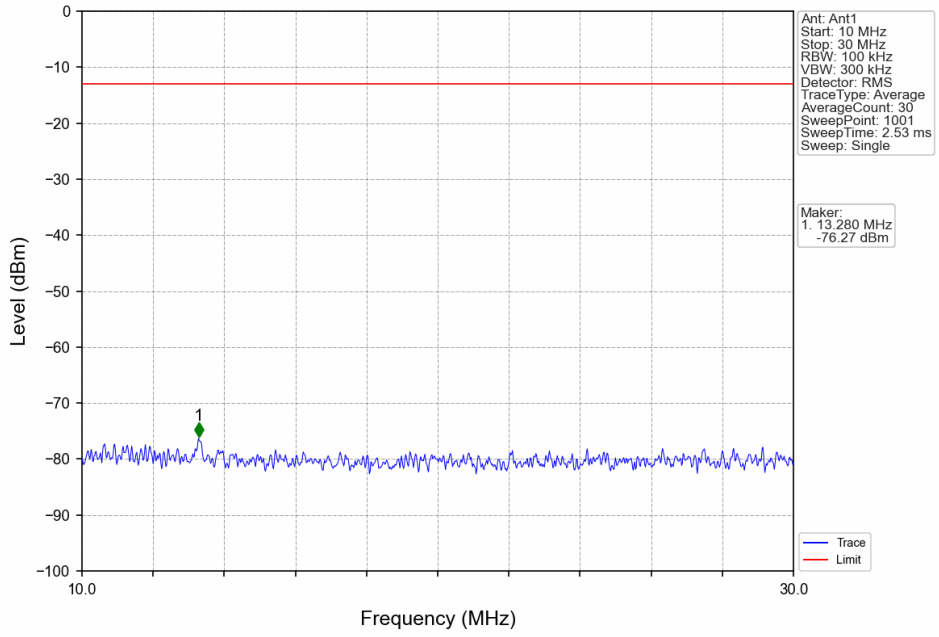
Band26c_15MHz_16QAM_HCH_841.5MHz_RB_1_0_NTNV



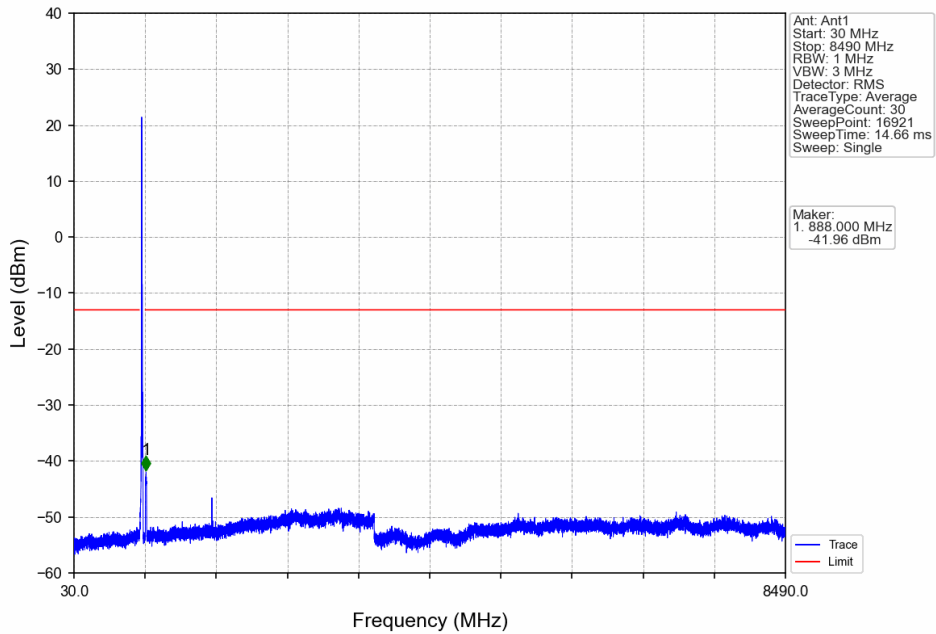
Band26c_15MHz_16QAM_HCH_841.5MHz_RB_1_0_NTNV



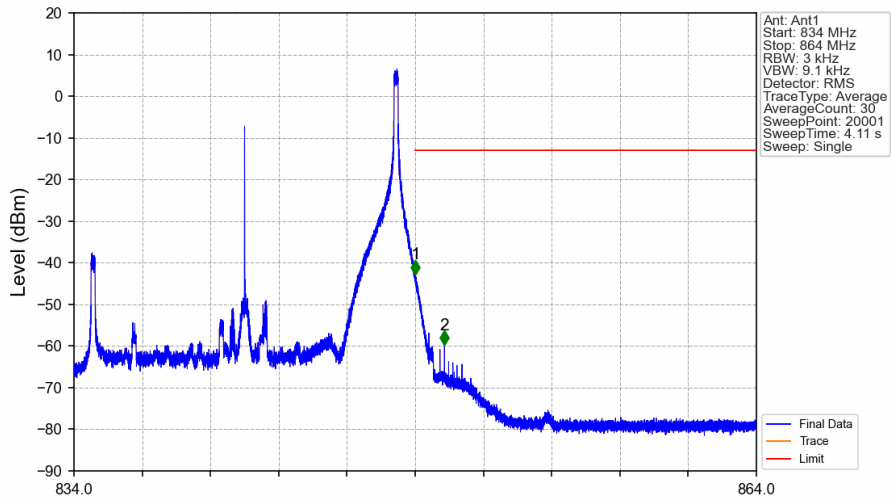
Band26c_15MHz_16QAM_HCH_841.5MHz_RB_1_0_NTNV



Band26c_15MHz_16QAM_HCH_841.5MHz_RB_1_0_NTNV

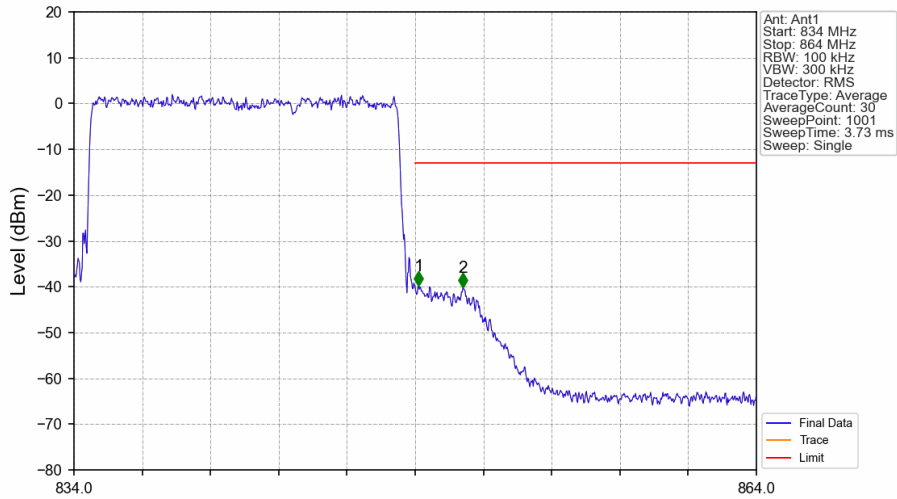


Band26c_15MHz_16QAM_HCH_841.5MHz_RB_1_74_NTNV



Start (MHz)	Stop (MHz)	RBW (MHz)	Method	Marker No.	Freq (MHz)	Level (dBm)	Limit (dBm)	Result
834	849	0.003	/	1	849.008	-42.75	-13	Pass
849	850	0.003	/	2	850.288	-59.68	-13	Pass

Band26c_15MHz_16QAM_HCH_841.5MHz_RB_75_0_NTNV



Start (MHz)	Stop (MHz)	RBW (MHz)	Method	Marker No.	Freq (MHz)	Level (dBm)	Limit (dBm)	Result
834	849	0.149	/	1	849.150	-39.80	-13	Pass
849	850	0.149	/	2	851.100	-40.10	-13	Pass

7. Form731

7.1 Form731_Power

7.1.1 Test Result

Band	BW	Lower Freq	High Freq	MAX Power (W)	Value	Hz/ppm	Emission Designator	Rule Parts	MAX Power (dBm)
26c	15	821.5	841.5	0.2014	0.0116	ppm	13M6G7D	/	23.04
26c	15	821.5	841.5	0.1811	0.0106	ppm	13M6W7D	/	22.58

7.2 Form731_ERP

7.2.1 Test Result

Band	BW	Lower Freq	High Freq	MAX Power (W)	Value	Hz/ppm	Emission Designator	Rule Parts	MAX Power (dBm)
26c	15	821.5	841.5	0.1387	0.0116	ppm	13M6G7D	/	21.42
26c	15	821.5	841.5	0.1247	0.0106	ppm	13M6W7D	/	20.96