

1. Effective (Isotropic) Radiated Power Output Data

1.1 B13_5MHz_ERP

1.1.1 Test Result

Band: 13 / Bandwidth: 5MHz / NTNV										
Modulation	Frequency (MHz)	RB Allocation		Conducted Power (dBm)	Gain (dBi)	ERP (dBm)		Verdict		
		Size	Offset			Result	Limit			
QPSK	779.5	1	0	23.10	0.46	21.41	<=34.77	Pass		
			13	23.00	0.46	21.31	<=34.77	Pass		
			24	22.89	0.46	21.20	<=34.77	Pass		
		12	0	22.03	0.46	20.34	<=34.77	Pass		
			6	22.07	0.46	20.38	<=34.77	Pass		
			13	21.85	0.46	20.16	<=34.77	Pass		
		25	0	21.95	0.46	20.26	<=34.77	Pass		
		782	1	0	22.86	0.46	21.17	<=34.77	Pass	
				13	22.97	0.46	21.28	<=34.77	Pass	
	24			22.79	0.46	21.10	<=34.77	Pass		
	12		0	21.73	0.46	20.04	<=34.77	Pass		
			6	21.54	0.46	19.85	<=34.77	Pass		
			13	21.43	0.46	19.74	<=34.77	Pass		
	25	0	21.56	0.46	19.87	<=34.77	Pass			
	784.5	1	0	22.39	0.46	20.70	<=34.77	Pass		
			13	22.51	0.46	20.82	<=34.77	Pass		
			24	22.55	0.46	20.86	<=34.77	Pass		
		12	0	21.39	0.46	19.70	<=34.77	Pass		
			6	21.46	0.46	19.77	<=34.77	Pass		
			13	21.53	0.46	19.84	<=34.77	Pass		
		25	0	21.48	0.46	19.79	<=34.77	Pass		
		16QAM	779.5	1	0	21.98	0.46	20.29	<=34.77	Pass
					13	22.26	0.46	20.57	<=34.77	Pass
	24				22.17	0.46	20.48	<=34.77	Pass	
12	0			20.96	0.46	19.27	<=34.77	Pass		
	6			21.08	0.46	19.39	<=34.77	Pass		
	13			20.89	0.46	19.20	<=34.77	Pass		
25	0			20.94	0.46	19.25	<=34.77	Pass		
782	1			0	21.26	0.46	19.57	<=34.77	Pass	
				13	21.37	0.46	19.68	<=34.77	Pass	
			24	21.14	0.46	19.45	<=34.77	Pass		
	12		0	20.70	0.46	19.01	<=34.77	Pass		
			6	20.55	0.46	18.86	<=34.77	Pass		
			13	20.43	0.46	18.74	<=34.77	Pass		
25	0		20.64	0.46	18.95	<=34.77	Pass			
784.5	1		0	21.50	0.46	19.81	<=34.77	Pass		
			13	21.47	0.46	19.78	<=34.77	Pass		
			24	21.43	0.46	19.74	<=34.77	Pass		
	12		0	20.35	0.46	18.66	<=34.77	Pass		
			6	20.40	0.46	18.71	<=34.77	Pass		
			13	20.43	0.46	18.74	<=34.77	Pass		
	25		0	20.48	0.46	18.79	<=34.77	Pass		

Note1: ERP=Conducted Power+Antenna Gain-2.15

1.2 B13_10MHz_ERP

1.2.1 Test Result

Band: 13 / Bandwidth: 10MHz / NTNV										
Modulation	Frequency (MHz)	RB Allocation		Conducted Power (dBm)	Gain (dBi)	ERP (dBm)		Verdict		
		Size	Offset			Result	Limit			
QPSK	782	1	0	23.20	0.46	21.51	<=34.77	Pass		
			25	23.12	0.46	21.43	<=34.77	Pass		
			49	22.63	0.46	20.94	<=34.77	Pass		
		25	0	21.94	0.46	20.25	<=34.77	Pass		
			13	21.55	0.46	19.86	<=34.77	Pass		
			25	21.72	0.46	20.03	<=34.77	Pass		
		50	0	21.78	0.46	20.09	<=34.77	Pass		
		16QAM	782	1	0	21.76	0.46	20.07	<=34.77	Pass
					25	22.22	0.46	20.53	<=34.77	Pass
49	21.65				0.46	19.96	<=34.77	Pass		
25	0			20.99	0.46	19.30	<=34.77	Pass		
	13			20.65	0.46	18.96	<=34.77	Pass		
	25			20.74	0.46	19.05	<=34.77	Pass		
50	0			20.82	0.46	19.13	<=34.77	Pass		

Note1: ERP=Conducted Power+Antenna Gain-2.15

2. Frequency Stability

2.1 B13_5MHz

2.1.1 Test Result

Band: 13 / Bandwidth: 5MHz												
Modulation	Frequency (MHz)	RB Allocation		Temp. (°C)	Voltage (VDC)	Freq. Error (Hz)	Freq. vs. Rated (ppm)		Verdict			
		Size	Offset				Result	Limit				
QPSK	779.5	25	0	20	3.27	-4.621	-0.0059	-2.5 to 2.5	Pass			
					3.85	-3.562	-0.0046	-2.5 to 2.5	Pass			
					4.43	-3.190	-0.0041	-2.5 to 2.5	Pass			
				-30	3.85	-5.922	-0.0076	-2.5 to 2.5	Pass			
				-20	3.85	-5.236	-0.0067	-2.5 to 2.5	Pass			
				-10	3.85	-8.926	-0.0115	-2.5 to 2.5	Pass			
				0	3.85	-8.869	-0.0114	-2.5 to 2.5	Pass			
				10	3.85	-10.014	-0.0128	-2.5 to 2.5	Pass			
				30	3.85	-5.693	-0.0073	-2.5 to 2.5	Pass			
				40	3.85	-3.533	-0.0045	-2.5 to 2.5	Pass			
				50	3.85	-8.125	-0.0104	-2.5 to 2.5	Pass			
				782	25	0	20	3.27	-7.753	-0.0099	-2.5 to 2.5	Pass
								3.85	-4.735	-0.0061	-2.5 to 2.5	Pass
								4.43	-5.422	-0.0069	-2.5 to 2.5	Pass
							-30	3.85	-5.221	-0.0067	-2.5 to 2.5	Pass
	-20	3.85	-4.807				-0.0061	-2.5 to 2.5	Pass			
	-10	3.85	-3.662				-0.0047	-2.5 to 2.5	Pass			
	0	3.85	-4.992				-0.0064	-2.5 to 2.5	Pass			
	10	3.85	-7.310				-0.0093	-2.5 to 2.5	Pass			
	30	3.85	-7.310				-0.0093	-2.5 to 2.5	Pass			
	40	3.85	-8.168	-0.0104	-2.5 to 2.5	Pass						
	50	3.85	-4.163	-0.0053	-2.5 to 2.5	Pass						
	784.5	25	0	20	3.27	-6.394	-0.0082	-2.5 to 2.5	Pass			
					3.85	-9.556	-0.0122	-2.5 to 2.5	Pass			

					4.43	-8.140	-0.0104	-2.5 to 2.5	Pass
				-30	3.85	-4.020	-0.0051	-2.5 to 2.5	Pass
				-20	3.85	-6.609	-0.0084	-2.5 to 2.5	Pass
				-10	3.85	-7.796	-0.0099	-2.5 to 2.5	Pass
				0	3.85	-7.010	-0.0089	-2.5 to 2.5	Pass
				10	3.85	-5.350	-0.0068	-2.5 to 2.5	Pass
				30	3.85	-4.377	-0.0056	-2.5 to 2.5	Pass
				40	3.85	-5.107	-0.0065	-2.5 to 2.5	Pass
				50	3.85	-10.715	-0.0137	-2.5 to 2.5	Pass
16QAM	779.5	25	0	20	3.27	-4.349	-0.0056	-2.5 to 2.5	Pass
					3.85	-3.147	-0.0040	-2.5 to 2.5	Pass
					4.43	-6.452	-0.0083	-2.5 to 2.5	Pass
				-30	3.85	-8.326	-0.0107	-2.5 to 2.5	Pass
				-20	3.85	-6.108	-0.0078	-2.5 to 2.5	Pass
				-10	3.85	-8.011	-0.0103	-2.5 to 2.5	Pass
				0	3.85	-8.855	-0.0114	-2.5 to 2.5	Pass
				10	3.85	-10.901	-0.0140	-2.5 to 2.5	Pass
				30	3.85	-9.141	-0.0117	-2.5 to 2.5	Pass
				40	3.85	-4.621	-0.0059	-2.5 to 2.5	Pass
	50	3.85	-6.709	-0.0086	-2.5 to 2.5	Pass			
	782	25	0	20	3.27	-5.808	-0.0074	-2.5 to 2.5	Pass
					3.85	-5.322	-0.0068	-2.5 to 2.5	Pass
					4.43	-9.341	-0.0119	-2.5 to 2.5	Pass
				-30	3.85	-7.210	-0.0092	-2.5 to 2.5	Pass
				-20	3.85	-5.765	-0.0074	-2.5 to 2.5	Pass
				-10	3.85	-5.107	-0.0065	-2.5 to 2.5	Pass
				0	3.85	-5.450	-0.0070	-2.5 to 2.5	Pass
				10	3.85	-8.469	-0.0108	-2.5 to 2.5	Pass
				30	3.85	-3.047	-0.0039	-2.5 to 2.5	Pass
				40	3.85	-8.998	-0.0115	-2.5 to 2.5	Pass
	50	3.85	-2.975	-0.0038	-2.5 to 2.5	Pass			
	784.5	25	0	20	3.27	-11.702	-0.0149	-2.5 to 2.5	Pass
					3.85	-8.497	-0.0108	-2.5 to 2.5	Pass
					4.43	-11.415	-0.0146	-2.5 to 2.5	Pass
				-30	3.85	-11.101	-0.0142	-2.5 to 2.5	Pass
				-20	3.85	-8.140	-0.0104	-2.5 to 2.5	Pass
				-10	3.85	-6.652	-0.0085	-2.5 to 2.5	Pass
				0	3.85	-2.503	-0.0032	-2.5 to 2.5	Pass
				10	3.85	-10.557	-0.0135	-2.5 to 2.5	Pass
30				3.85	-7.825	-0.0100	-2.5 to 2.5	Pass	
40				3.85	-7.997	-0.0102	-2.5 to 2.5	Pass	
50	3.85	-6.595	-0.0084	-2.5 to 2.5	Pass				

2.2 B13_10MHz

2.2.1 Test Result

Band: 13 / Bandwidth: 10MHz										
Modulation	Frequency (MHz)	RB Allocation		Temp. (°C)	Voltage (VDC)	Freq. Error (Hz)	Freq. vs. Rated (ppm)		Verdict	
		Size	Offset				Result	Limit		
QPSK	782	50	0	20	3.27	-10.114	-0.0129	-2.5 to 2.5	Pass	
					3.85	-6.309	-0.0081	-2.5 to 2.5	Pass	
					4.43	-7.839	-0.0100	-2.5 to 2.5	Pass	
					-30	3.85	-6.809	-0.0087	-2.5 to 2.5	Pass
					-20	3.85	-7.310	-0.0093	-2.5 to 2.5	Pass

				-10	3.85	-2.460	-0.0031	-2.5 to 2.5	Pass
				0	3.85	0.501	0.0006	-2.5 to 2.5	Pass
				10	3.85	-2.489	-0.0032	-2.5 to 2.5	Pass
				30	3.85	-4.778	-0.0061	-2.5 to 2.5	Pass
				40	3.85	-6.952	-0.0089	-2.5 to 2.5	Pass
				50	3.85	-15.278	-0.0195	-2.5 to 2.5	Pass
16QAM	782	50	0	20	3.27	-7.796	-0.0100	-2.5 to 2.5	Pass
					3.85	-5.808	-0.0074	-2.5 to 2.5	Pass
					4.43	-6.652	-0.0085	-2.5 to 2.5	Pass
				-30	3.85	-6.809	-0.0087	-2.5 to 2.5	Pass
					-20	3.85	-8.368	-0.0107	-2.5 to 2.5
				-10	3.85	-5.808	-0.0074	-2.5 to 2.5	Pass
					0	3.85	-6.909	-0.0088	-2.5 to 2.5
				10	3.85	-4.506	-0.0058	-2.5 to 2.5	Pass
					30	3.85	-4.406	-0.0056	-2.5 to 2.5
				40	3.85	-4.878	-0.0062	-2.5 to 2.5	Pass
					50	3.85	-7.124	-0.0091	-2.5 to 2.5

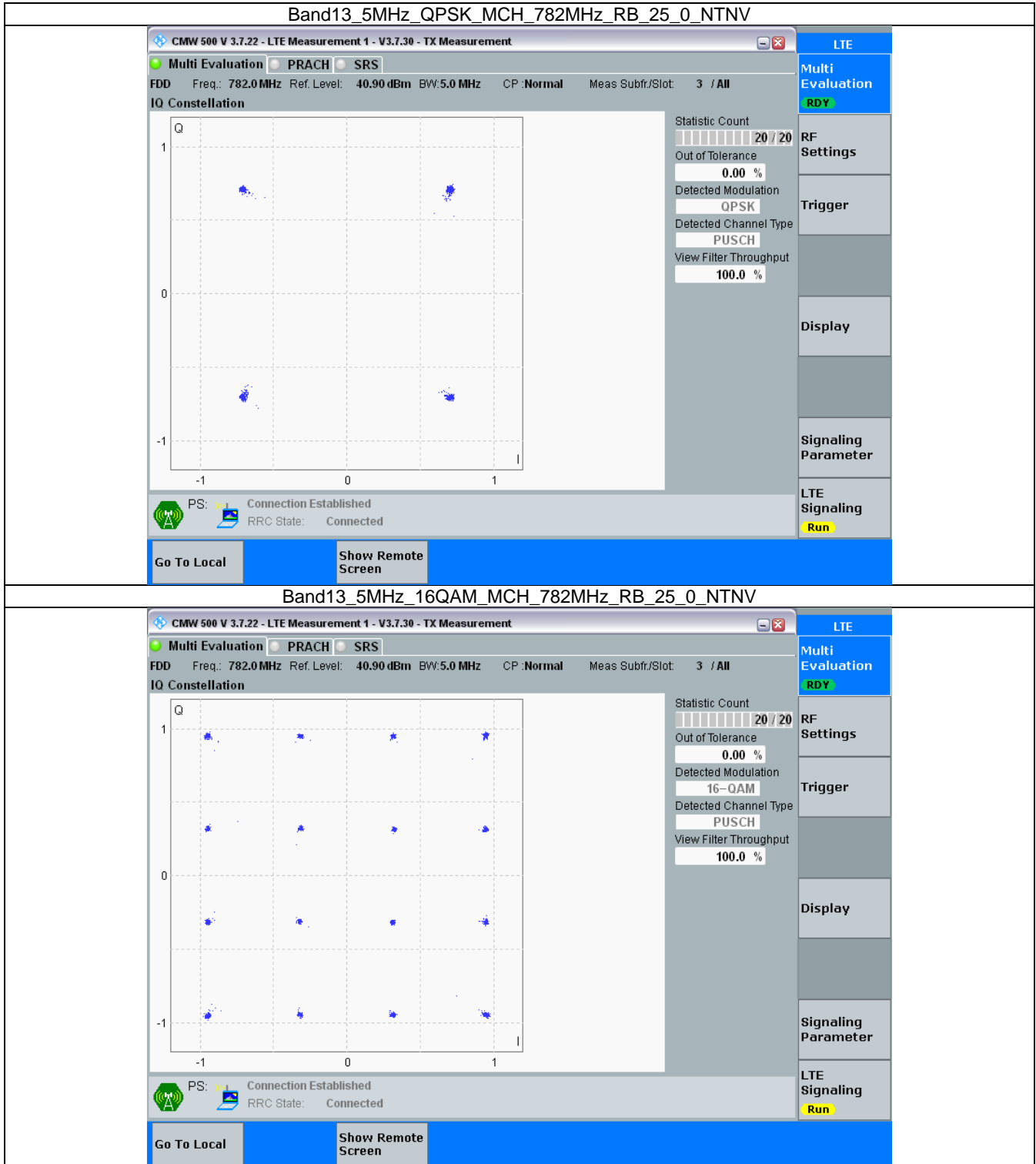
3. Modulation Characteristics

3.1 B13_5MHz

3.1.1 Test Result

Band: 13 / Bandwidth: 5MHz / NTN						
Modulation	Frequency (MHz)	RB Allocation		Modulation Characteristics		Verdict
		Size	Offset	Result	Limit	
QPSK	782	25	0	Refer To Test Graph		Pass
16QAM	782	25	0	Refer To Test Graph		Pass

3.1.2 Test Graph

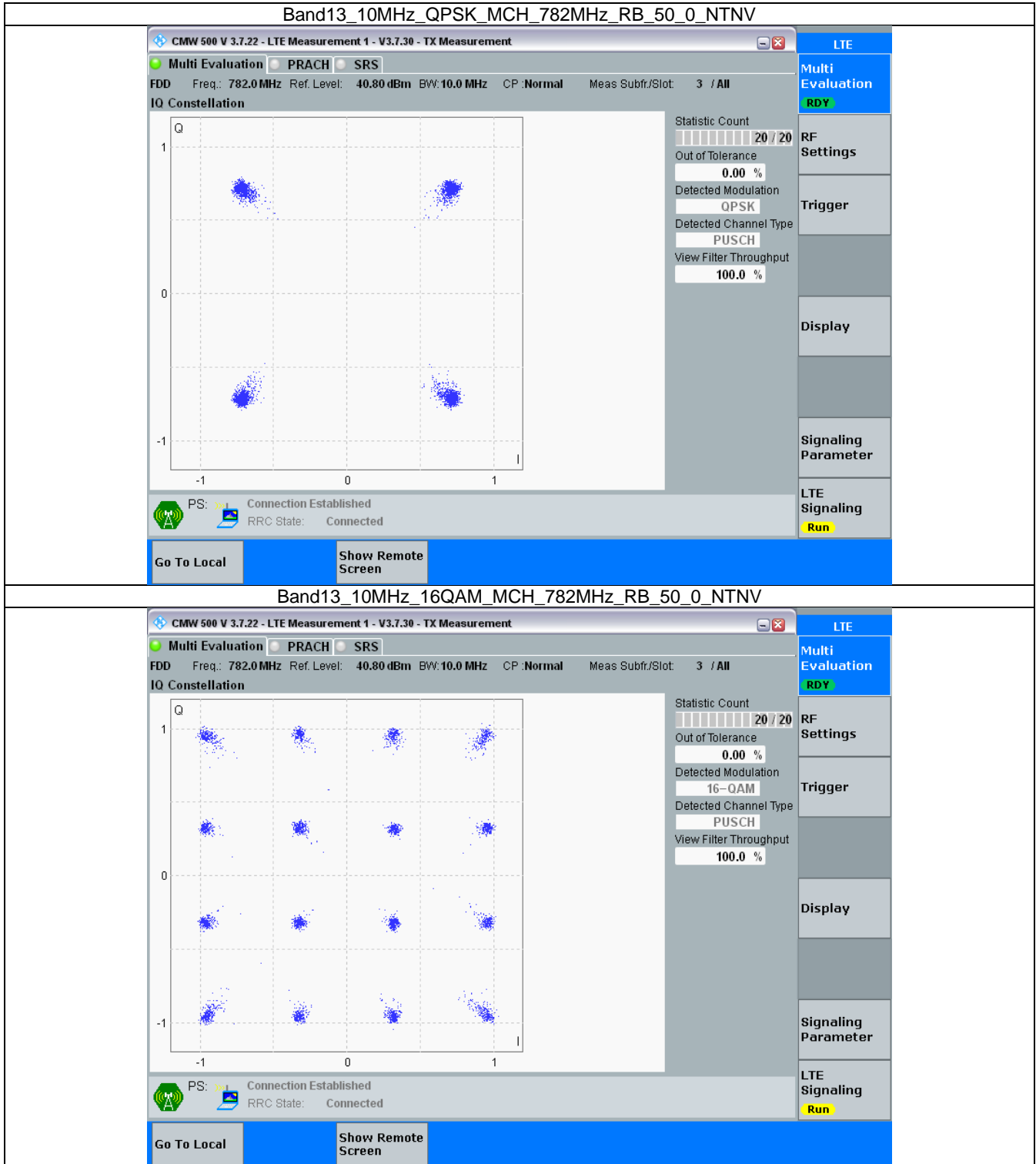


3.2 B13_10MHz

3.2.1 Test Result

Band: 13 / Bandwidth: 10MHz / NTNV						
Modulation	Frequency (MHz)	RB Allocation		Modulation Characteristics		Verdict
		Size	Offset	Result	Limit	
QPSK	782	50	0	Refer To Test Graph		Pass
16QAM	782	50	0	Refer To Test Graph		Pass

3.2.2 Test Graph



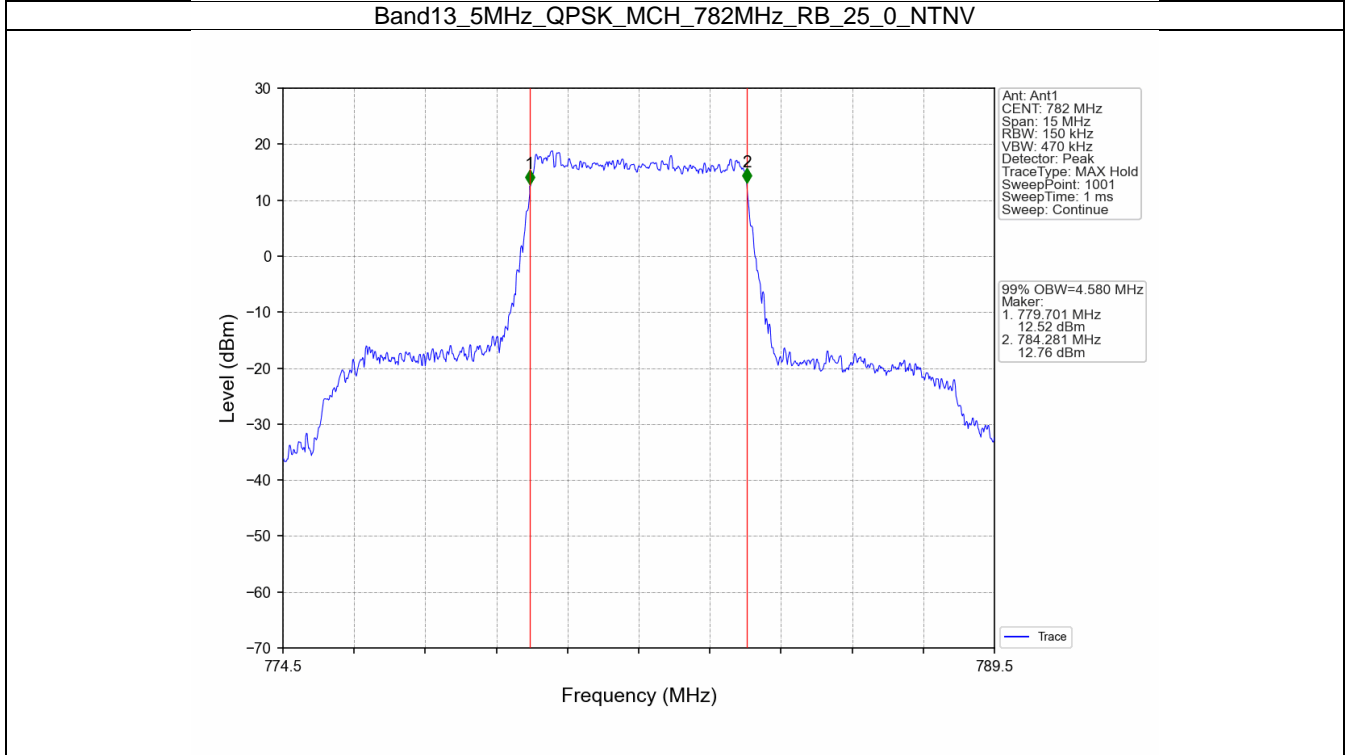
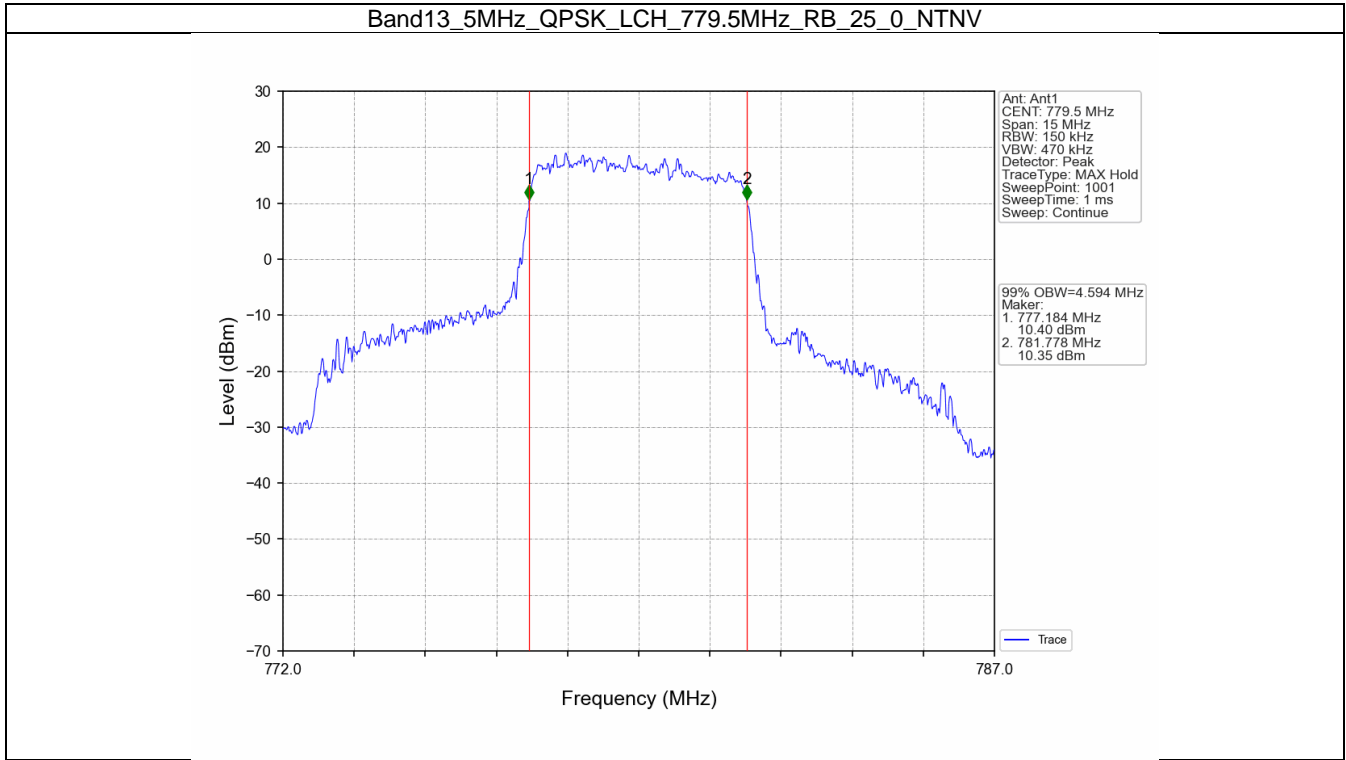
4. 99% & 26dB Bandwidth

4.1 Band13_OBW

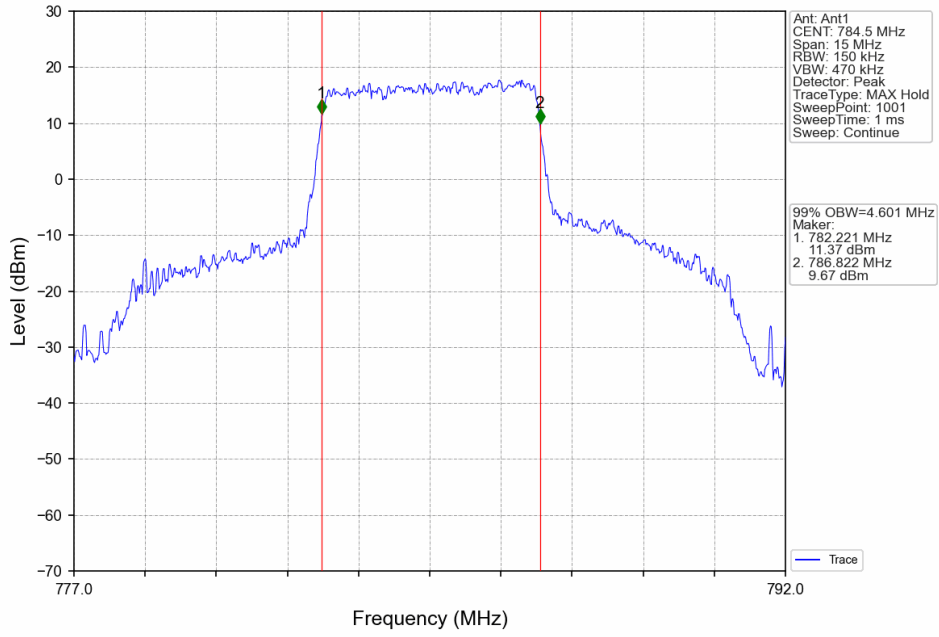
4.1.1 Test Result

Band: 13 / NTNV						
Bandwidth (MHz)	Modulation	Frequency (MHz)	RB Allocation		99% Occupied Bandwidth (MHz)	Verdict
			Size	Offset	Result	
5	QPSK	779.5	25	0	4.594	Pass
		782	25	0	4.580	Pass
		784.5	25	0	4.601	Pass
	16QAM	779.5	25	0	4.575	Pass
		782	25	0	4.615	Pass
		784.5	25	0	4.623	Pass
10	QPSK	782	50	0	9.214	Pass
	16QAM	782	50	0	9.177	Pass

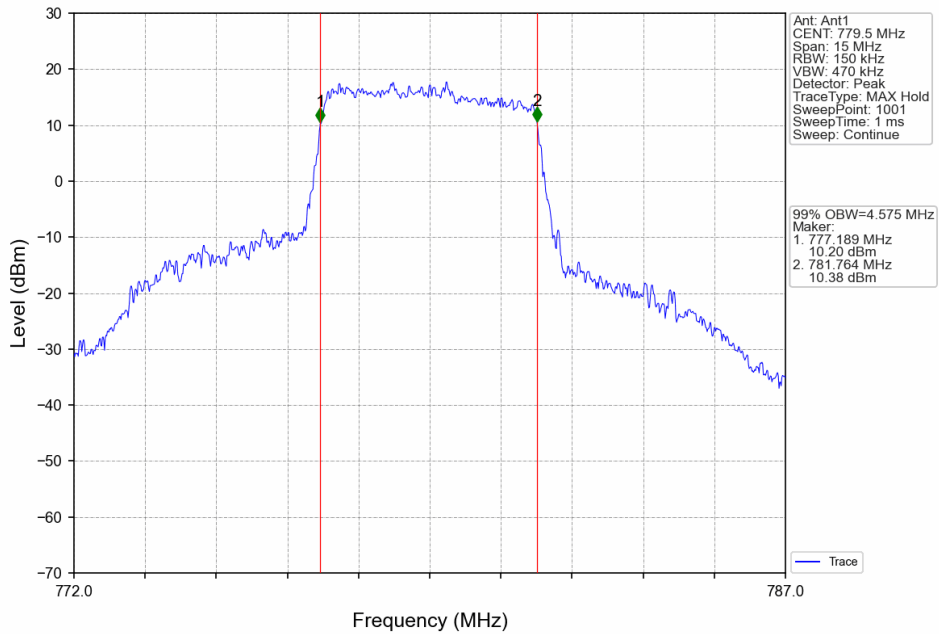
4.1.2 Test Graph



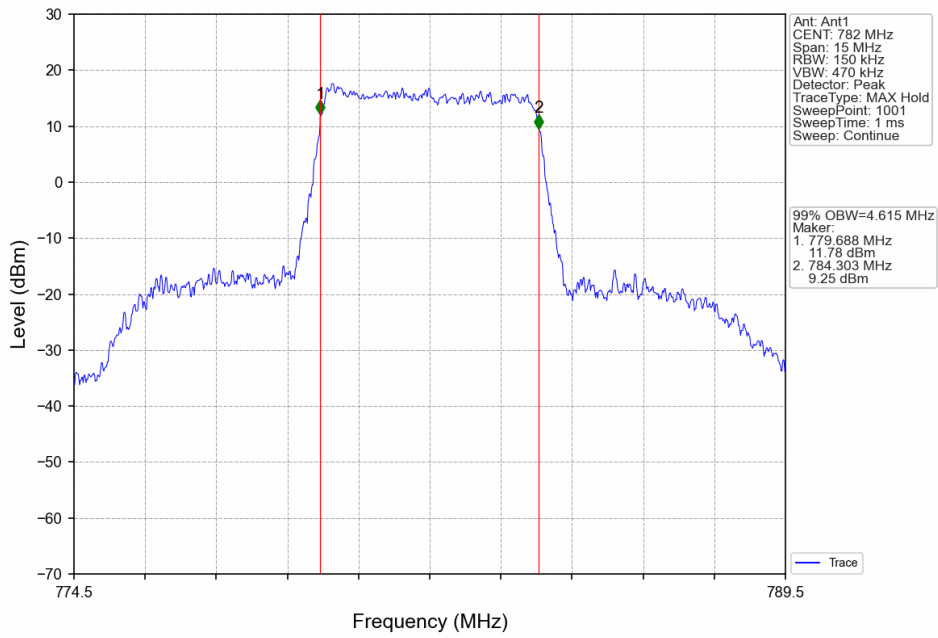
Band13_5MHz_QPSK_HCH_784.5MHz_RB_25_0_NTNV



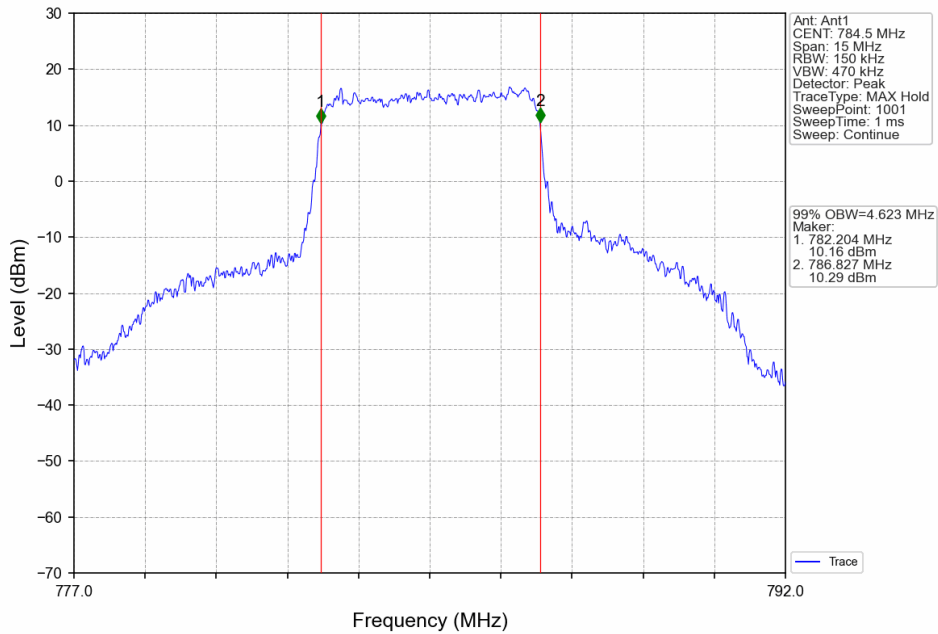
Band13_5MHz_16QAM_LCH_779.5MHz_RB_25_0_NTNV



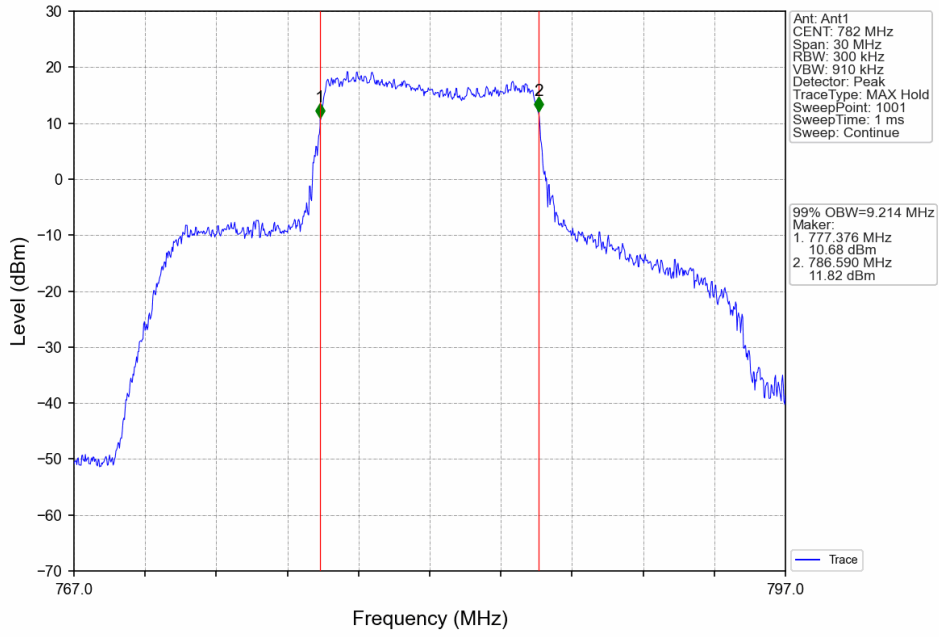
Band13_5MHz_16QAM_MCH_782MHz_RB_25_0_NTNV



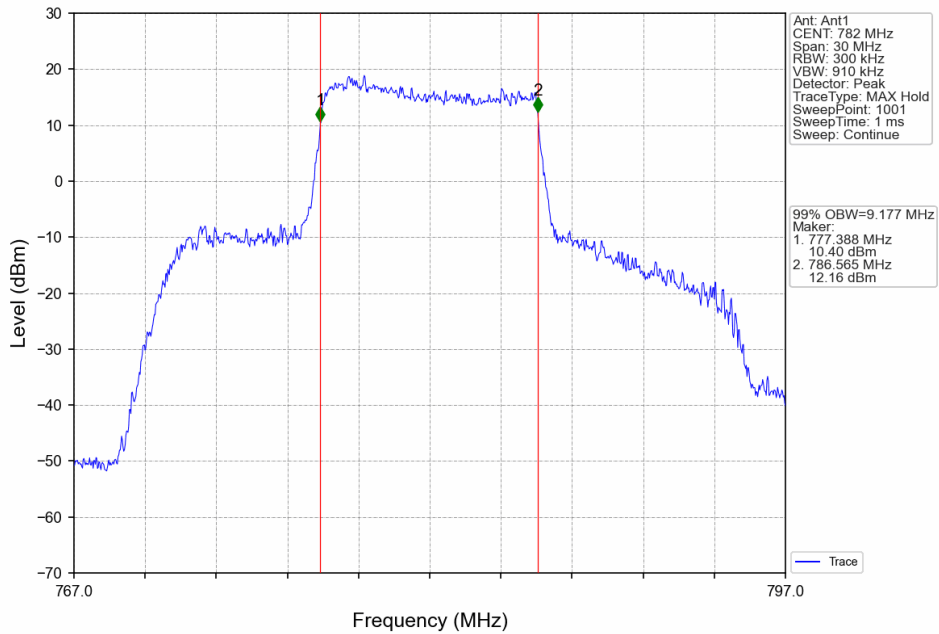
Band13_5MHz_16QAM_HCH_784.5MHz_RB_25_0_NTNV



Band13_10MHz_QPSK_MCH_782MHz_RB_50_0_NTNV



Band13_10MHz_16QAM_MCH_782MHz_RB_50_0_NTNV

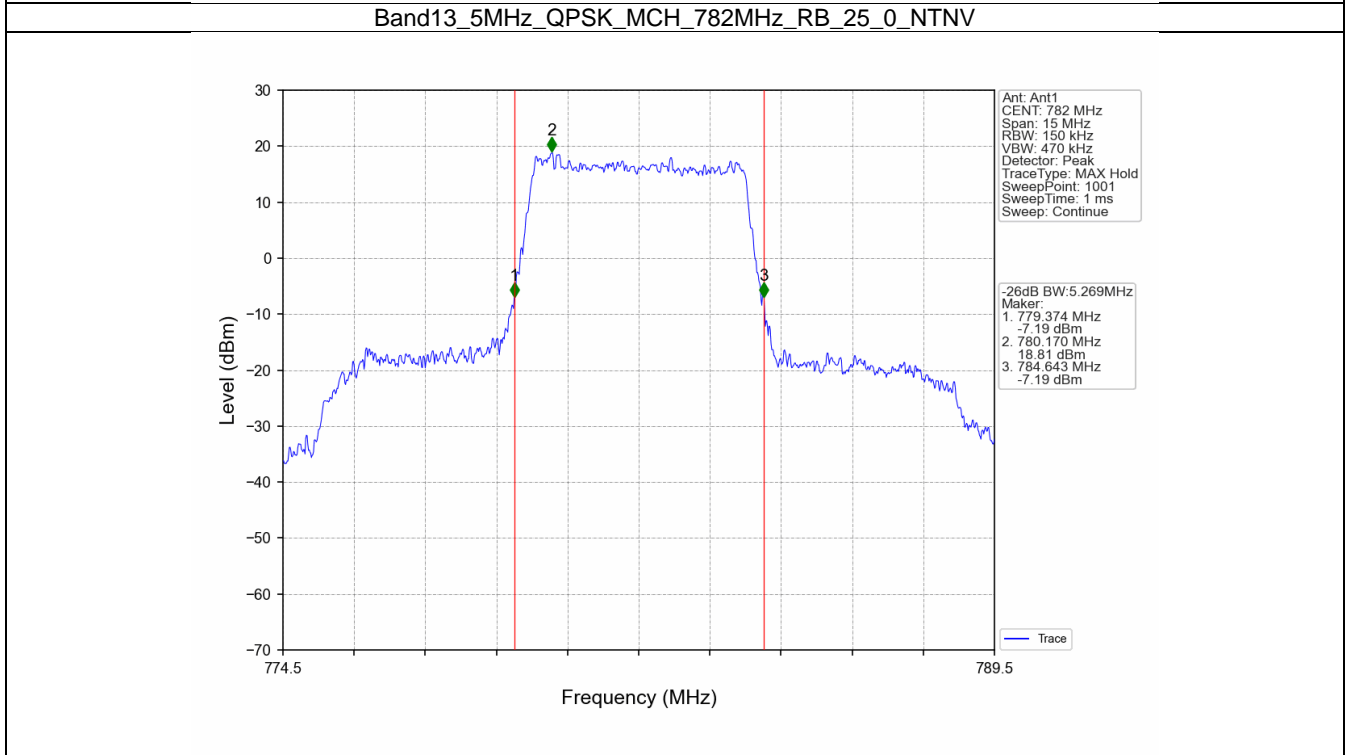
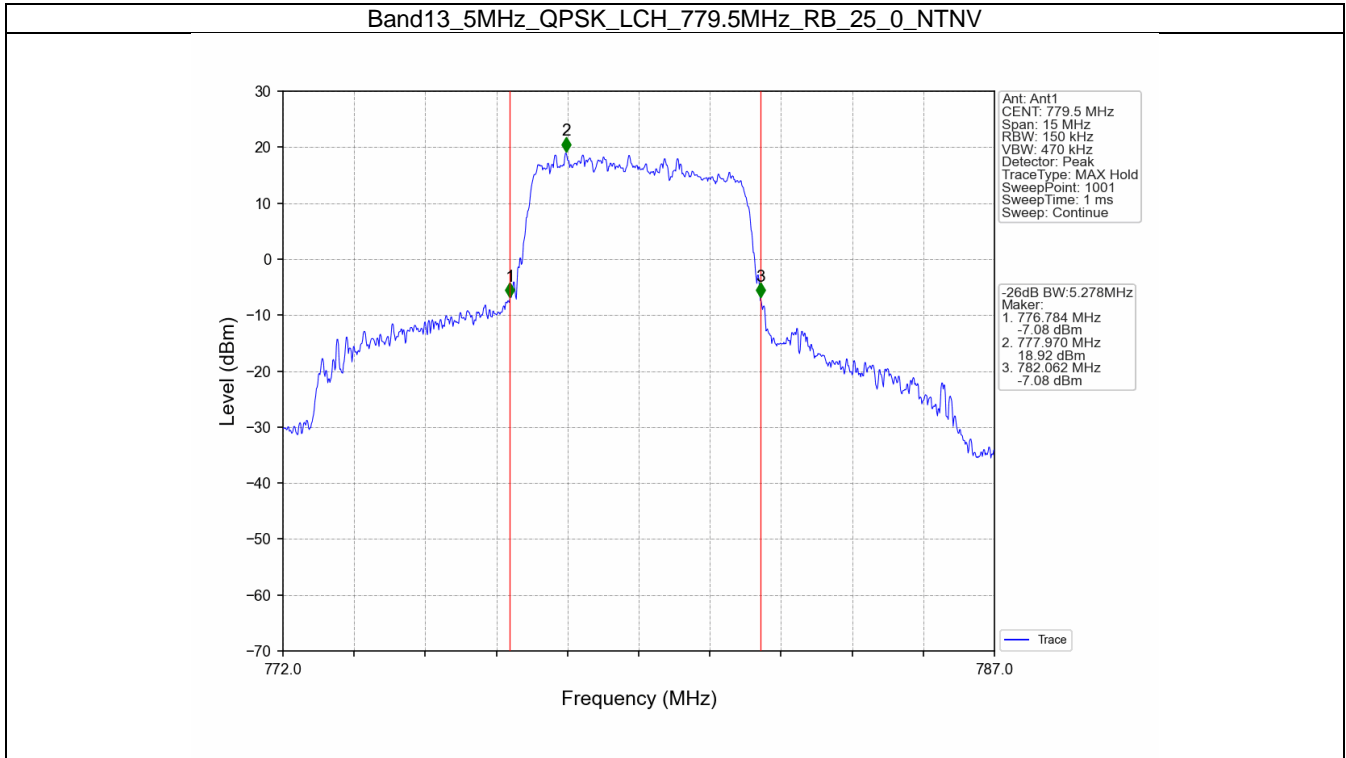


4.2 Band13_XDB

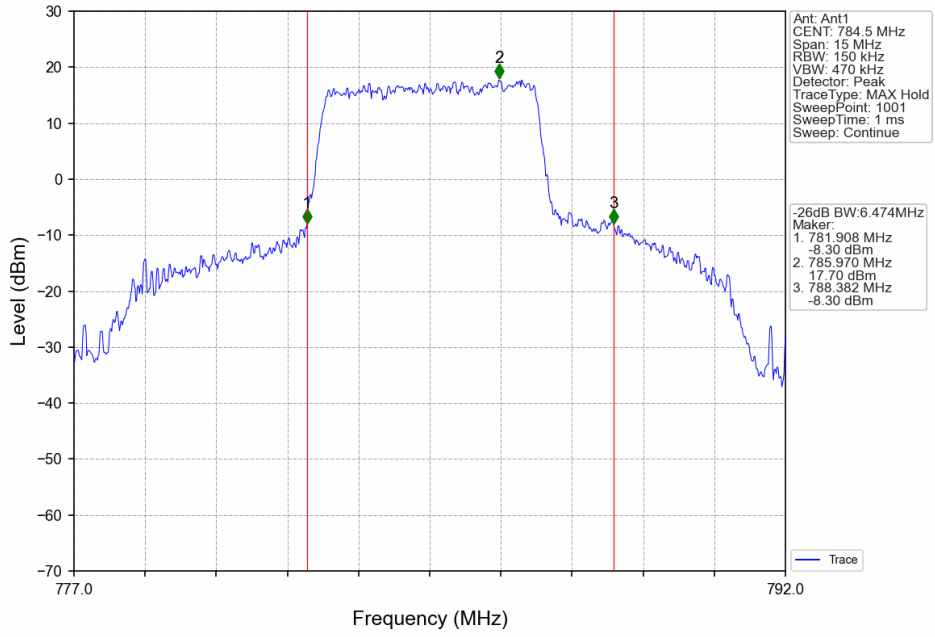
4.2.1 Test Result

Band: 13 / NTNV						
Bandwidth (MHz)	Modulation	Frequency (MHz)	RB Allocation		26dB Bandwidth (MHz)	Verdict
			Size	Offset	Result	
5	QPSK	779.5	25	0	5.278	Pass
		782	25	0	5.269	Pass
		784.5	25	0	6.474	Pass
	16QAM	779.5	25	0	5.234	Pass
		782	25	0	5.302	Pass
		784.5	25	0	6.036	Pass
10	QPSK	782	50	0	10.750	Pass
	16QAM	782	50	0	10.361	Pass

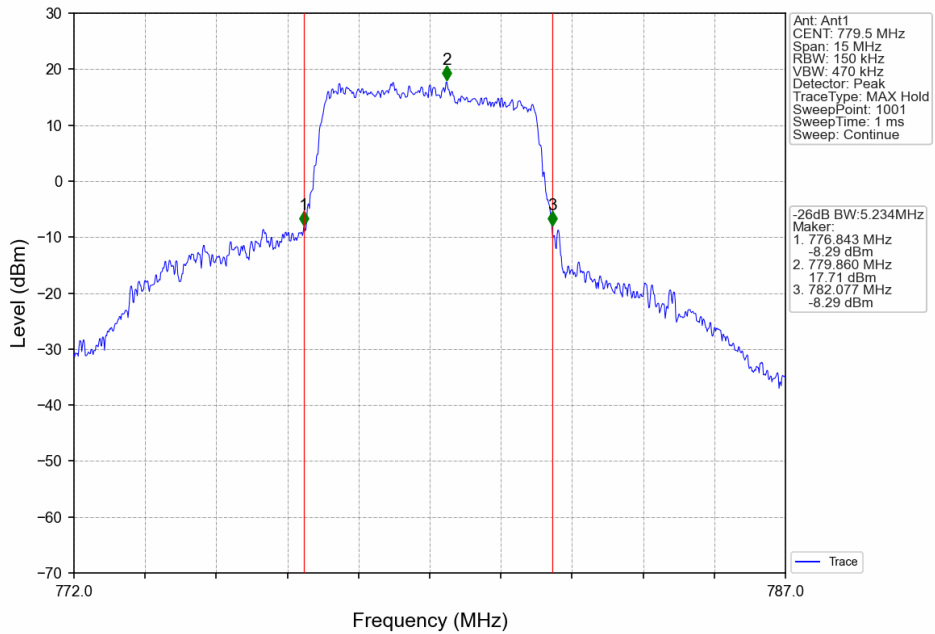
4.2.2 Test Graph



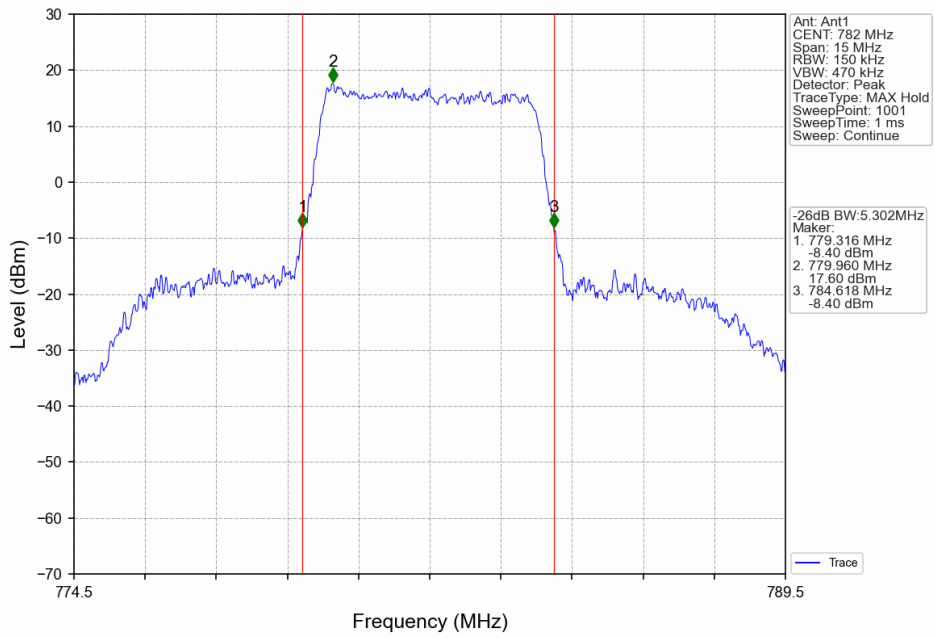
Band13_5MHz_QPSK_HCH_784.5MHz_RB_25_0_NTNV



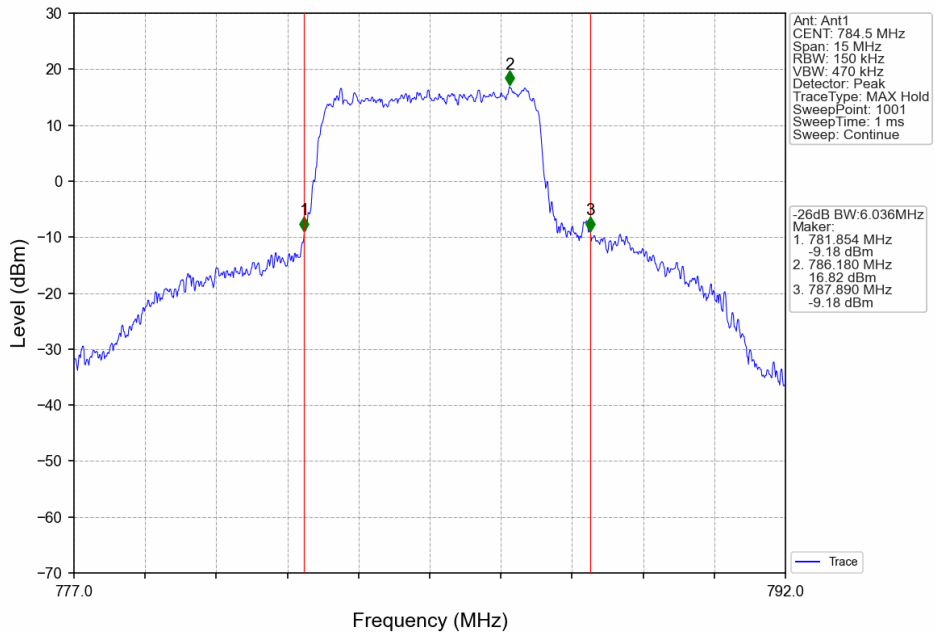
Band13_5MHz_16QAM_LCH_779.5MHz_RB_25_0_NTNV



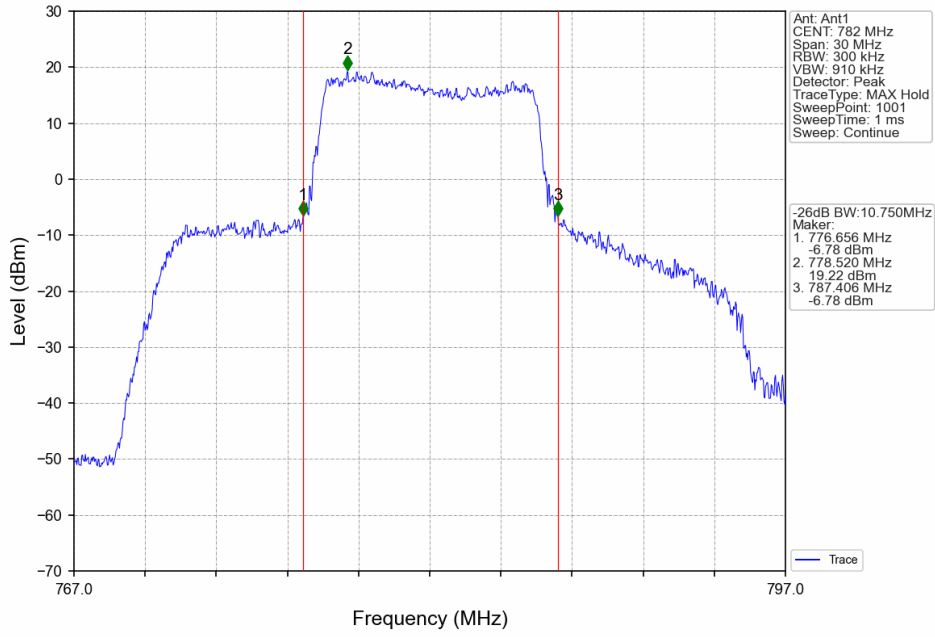
Band13_5MHz_16QAM_MCH_782MHz_RB_25_0_NTNV



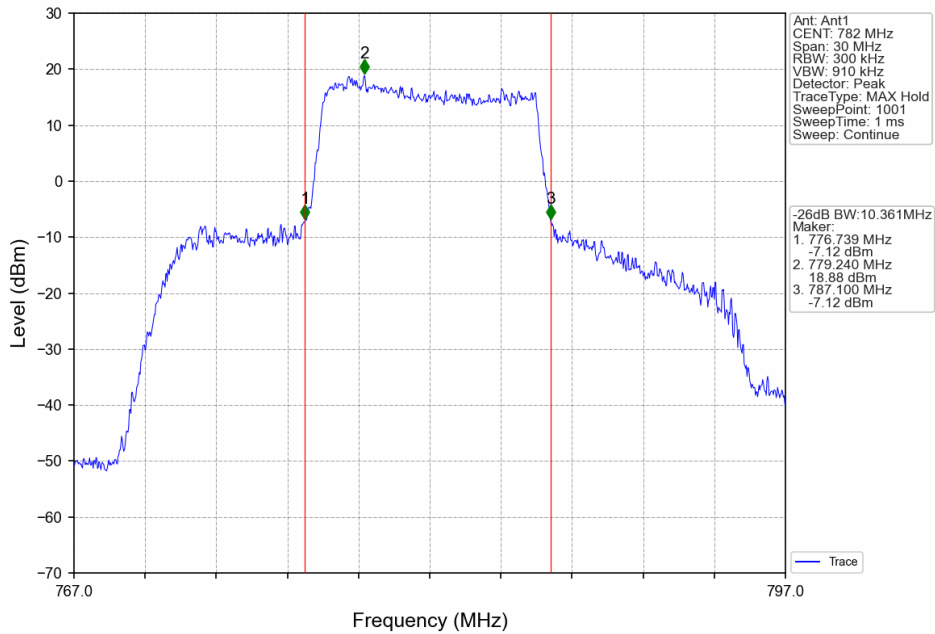
Band13_5MHz_16QAM_HCH_784.5MHz_RB_25_0_NTNV



Band13_10MHz_QPSK_MCH_782MHz_RB_50_0_NTNV



Band13_10MHz_16QAM_MCH_782MHz_RB_50_0_NTNV



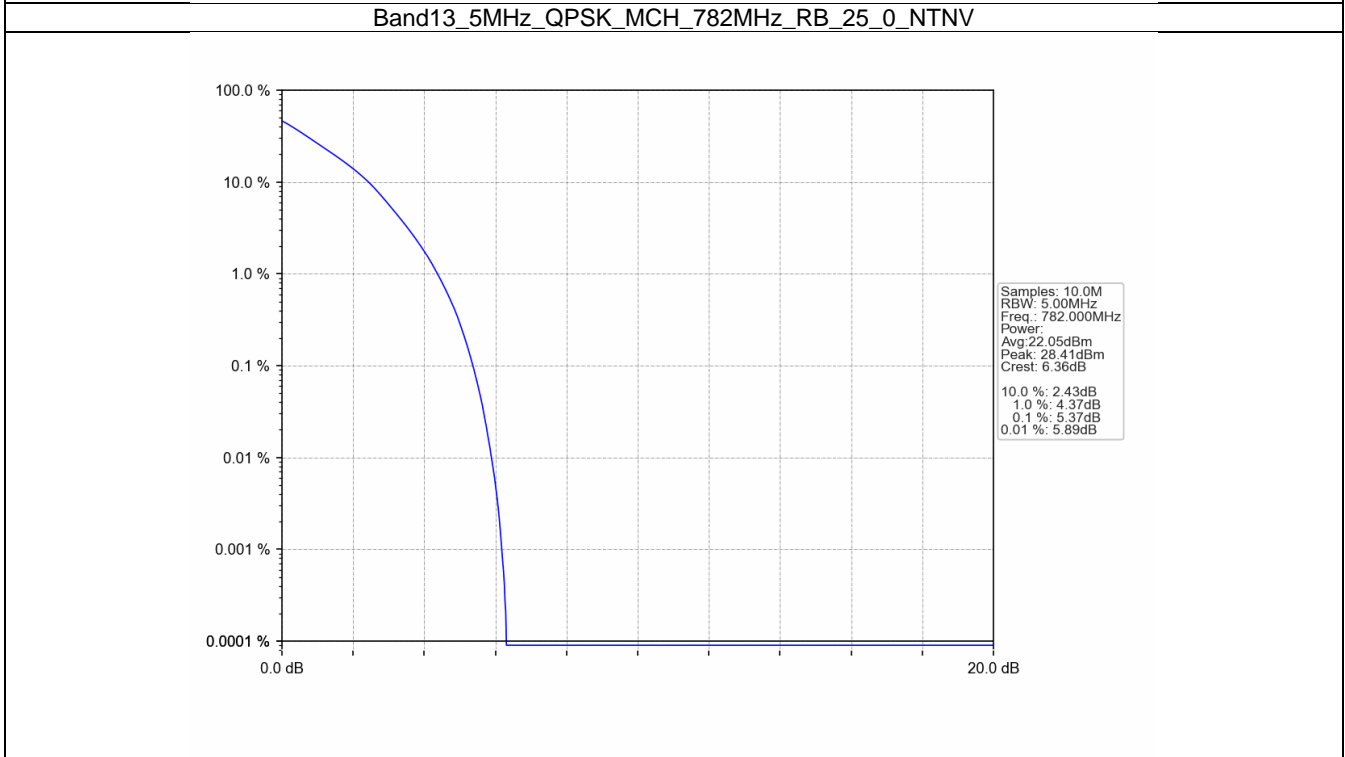
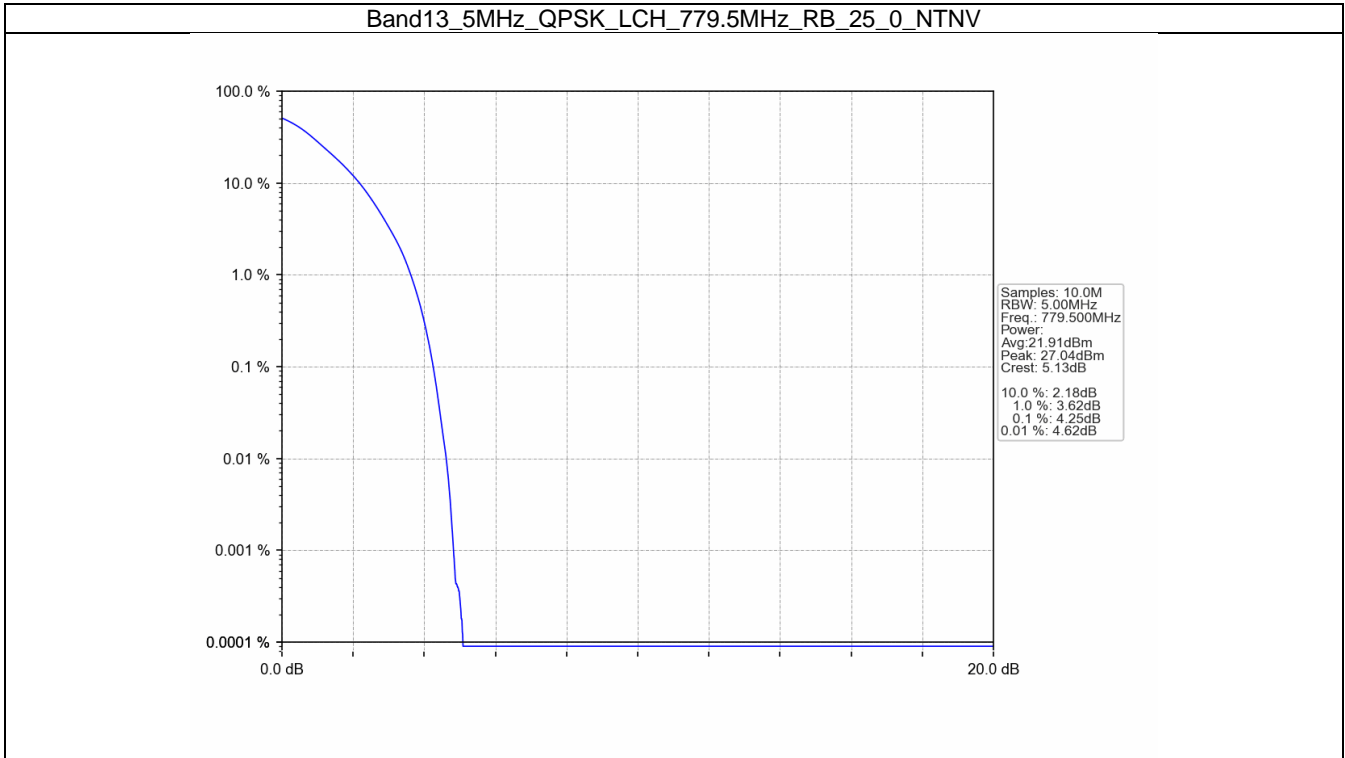
5. Peak-Average Ratio

5.1 B13_5MHz

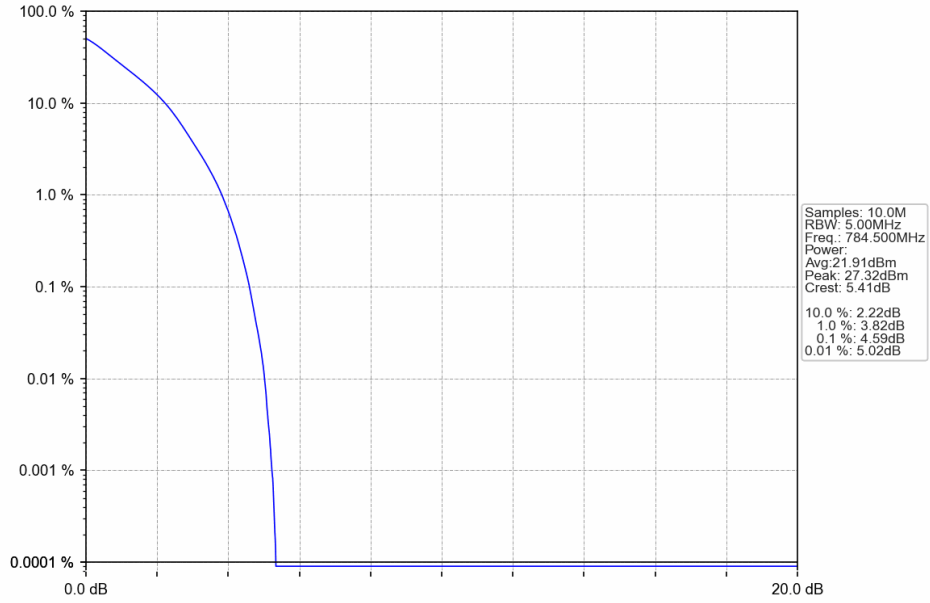
5.1.1 Test Result

Band: 13 / Bandwidth: 5MHz / NTV						
Modulation	Frequency (MHz)	RB Allocation		Peak-Average Ratio (dB)		Verdict
		Size	Offset	Result	Limit	
QPSK	779.5	25	0	4.25	<=13	Pass
	782	25	0	5.37	<=13	Pass
	784.5	25	0	4.59	<=13	Pass
16QAM	779.5	25	0	5.03	<=13	Pass
	782	25	0	6.08	<=13	Pass
	784.5	25	0	5.45	<=13	Pass

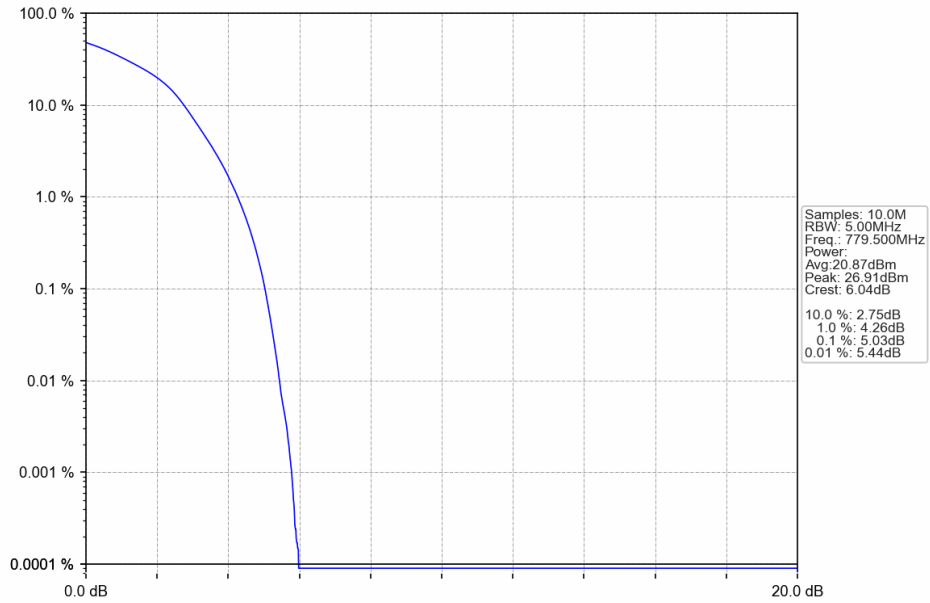
5.1.2 Test Graph



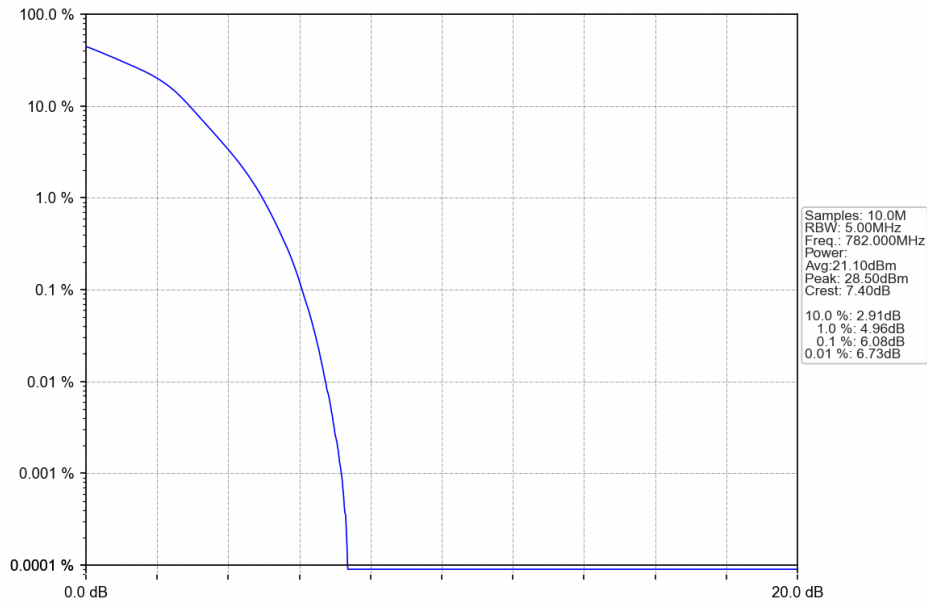
Band13_5MHz_QPSK_HCH_784.5MHz_RB_25_0_NTNV



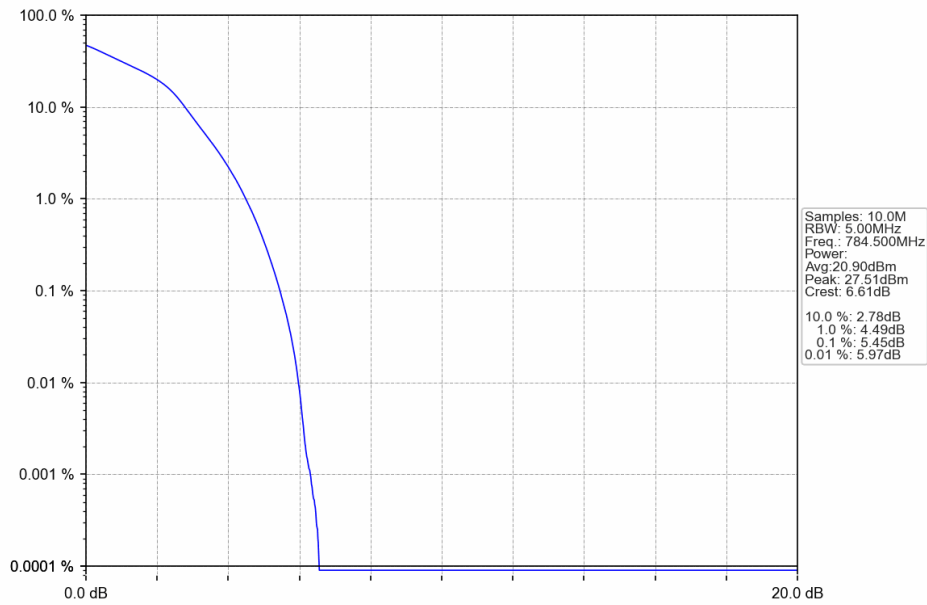
Band13_5MHz_16QAM_LCH_779.5MHz_RB_25_0_NTNV



Band13_5MHz_16QAM_MCH_782MHz_RB_25_0_NTNV



Band13_5MHz_16QAM_HCH_784.5MHz_RB_25_0_NTNV

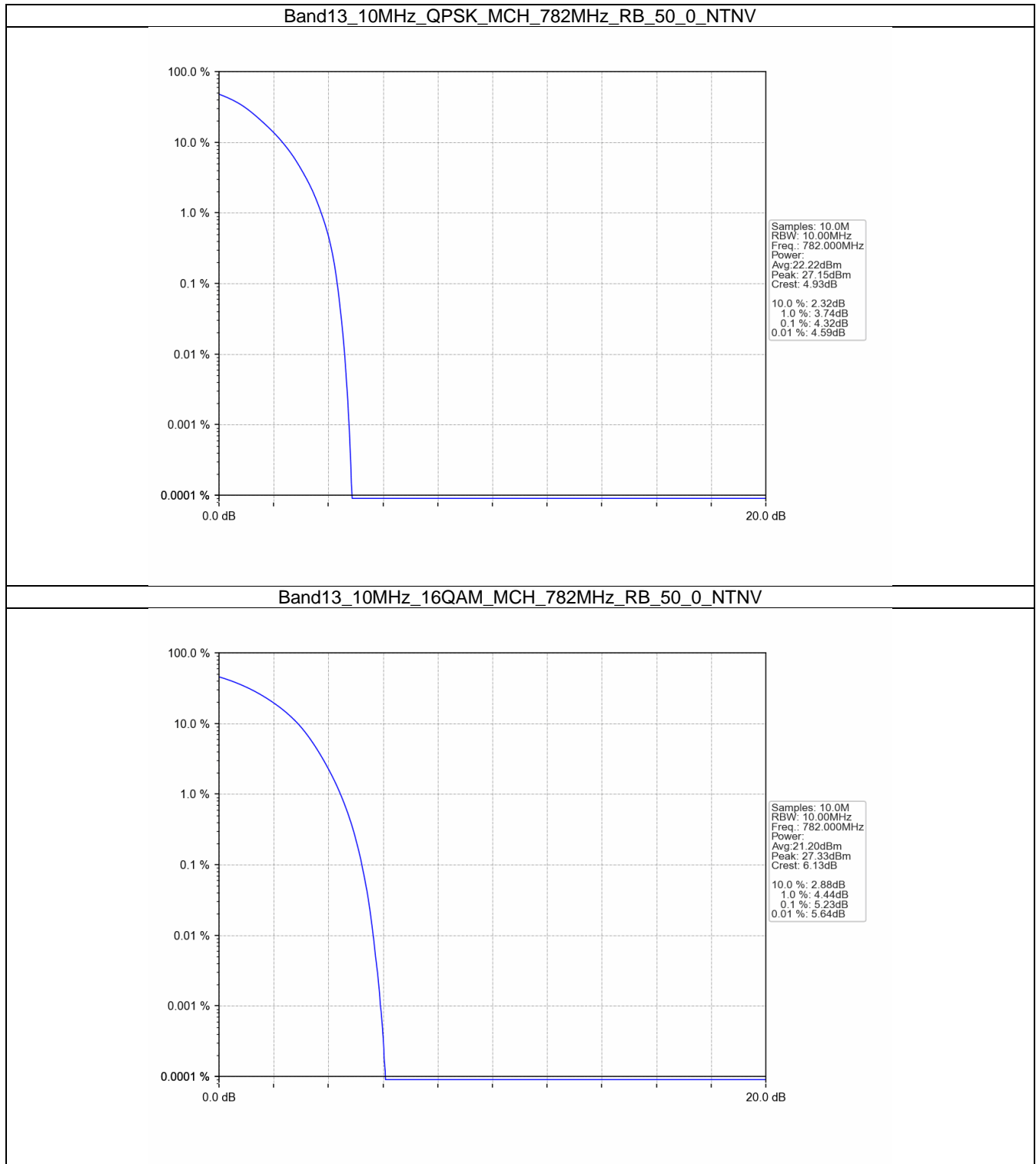


5.2 B13_10MHz

5.2.1 Test Result

Band: 13 / Bandwidth: 10MHz / NTNV						
Modulation	Frequency (MHz)	RB Allocation		Peak-Average Ratio (dB)		Verdict
		Size	Offset	Result	Limit	
QPSK	782	50	0	4.32	<=13	Pass
16QAM	782	50	0	5.23	<=13	Pass

5.2.2 Test Graph



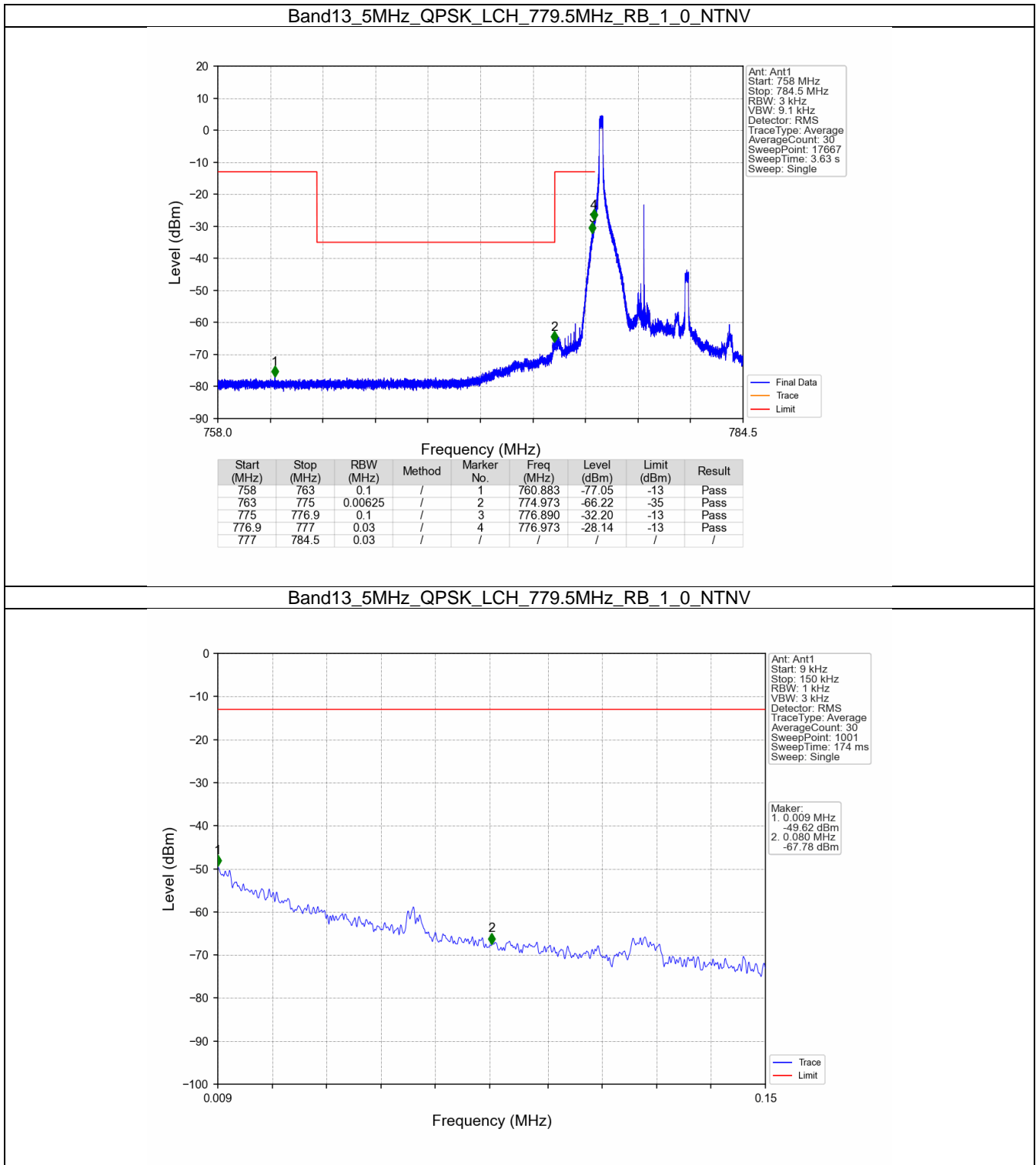
6. Spurious Emission

6.1 B13_5MHz

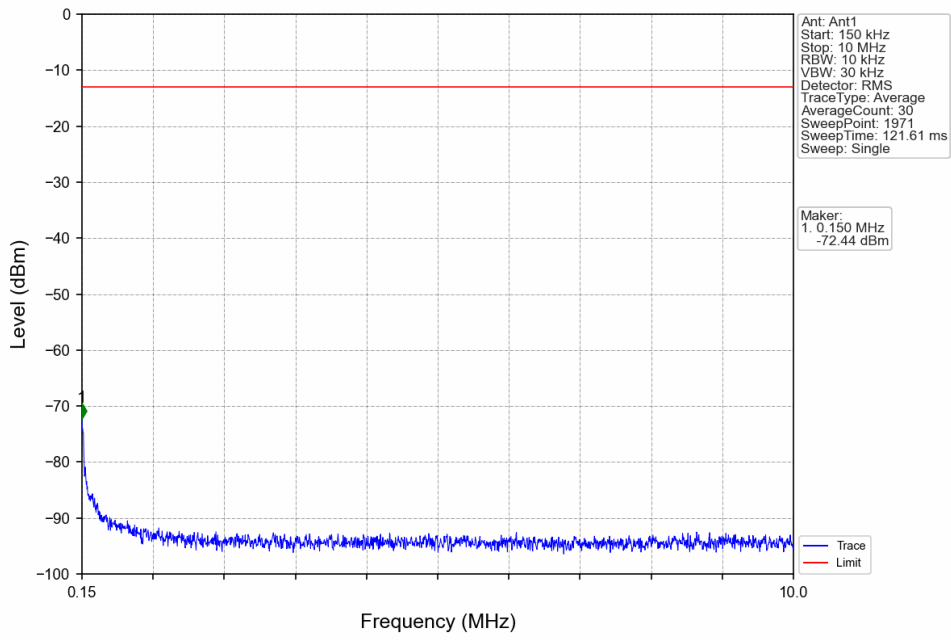
6.1.1 Test Result

Band: 13 / Bandwidth: 5MHz / NTV						
Modulation	Frequency (MHz)	RB Allocation		Spurious Emission		Verdict
		Size	Offset	Result	Limit	
QPSK	779.5	1	0	Refer To Test Graph		Pass
		25	0	Refer To Test Graph		Pass
	784.5	1	0	Refer To Test Graph		Pass
		1	0	Refer To Test Graph		Pass
			24	Refer To Test Graph		Pass
		25	0	Refer To Test Graph		Pass
16QAM	779.5	1	0	Refer To Test Graph		Pass
		25	0	Refer To Test Graph		Pass
	784.5	1	0	Refer To Test Graph		Pass
		1	0	Refer To Test Graph		Pass
			24	Refer To Test Graph		Pass
		25	0	Refer To Test Graph		Pass

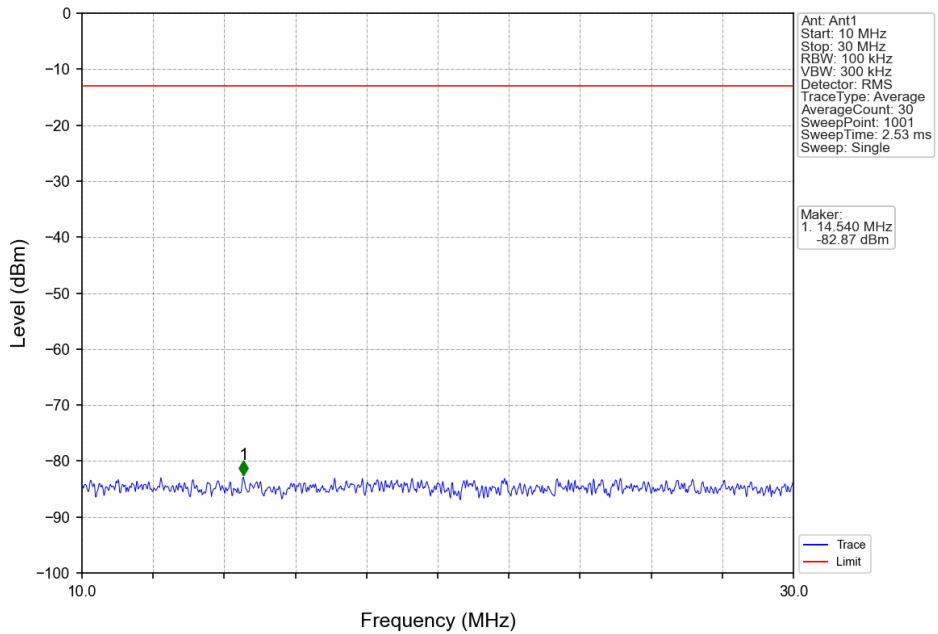
6.1.2 Test Graph



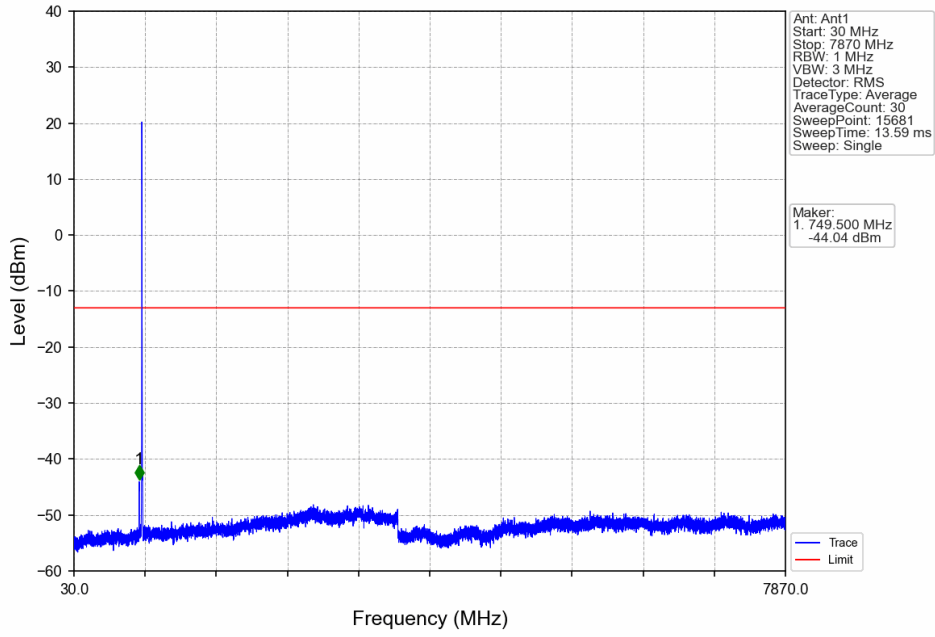
Band13_5MHz_QPSK_LCH_779.5MHz_RB_1_0_NTNV



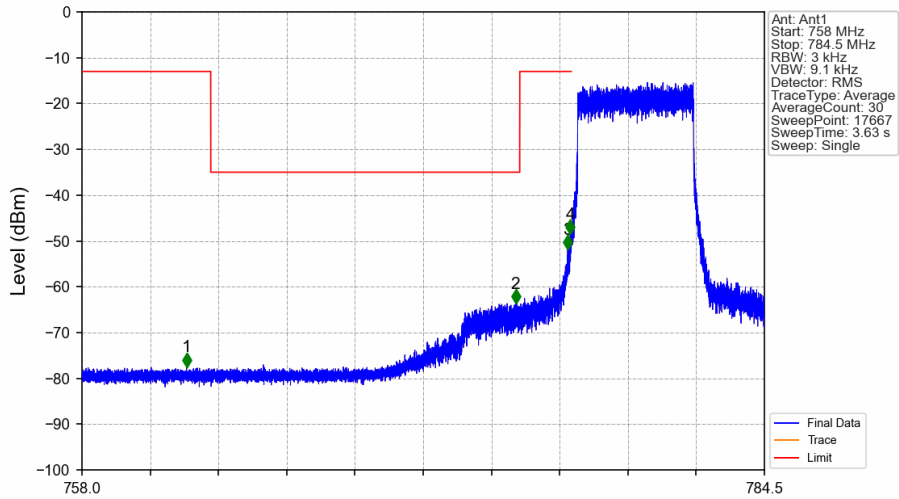
Band13_5MHz_QPSK_LCH_779.5MHz_RB_1_0_NTNV



Band13_5MHz_QPSK_LCH_779.5MHz_RB_1_0_NTNV

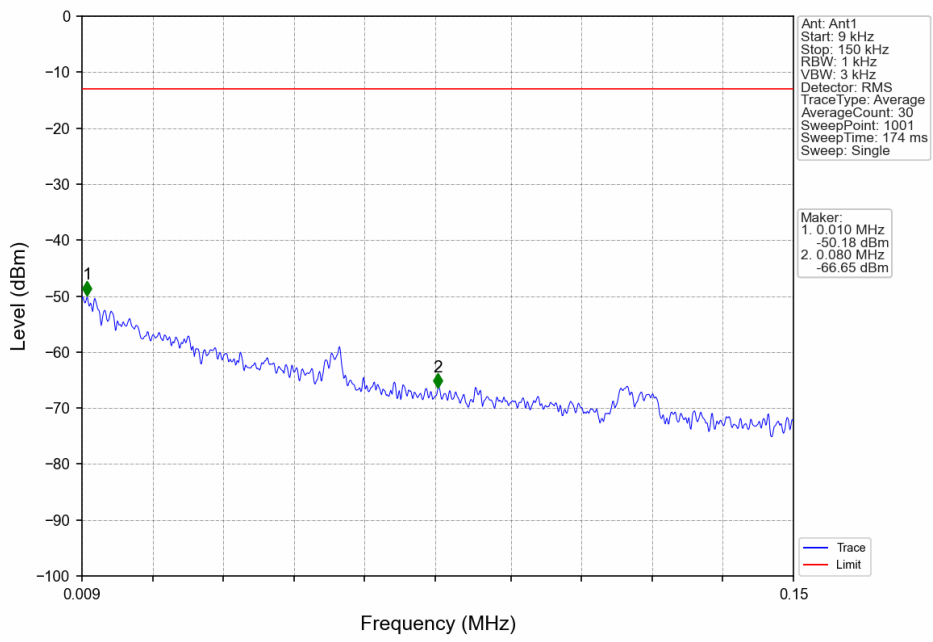


Band13_5MHz_QPSK_LCH_779.5MHz_RB_25_0_NTNV

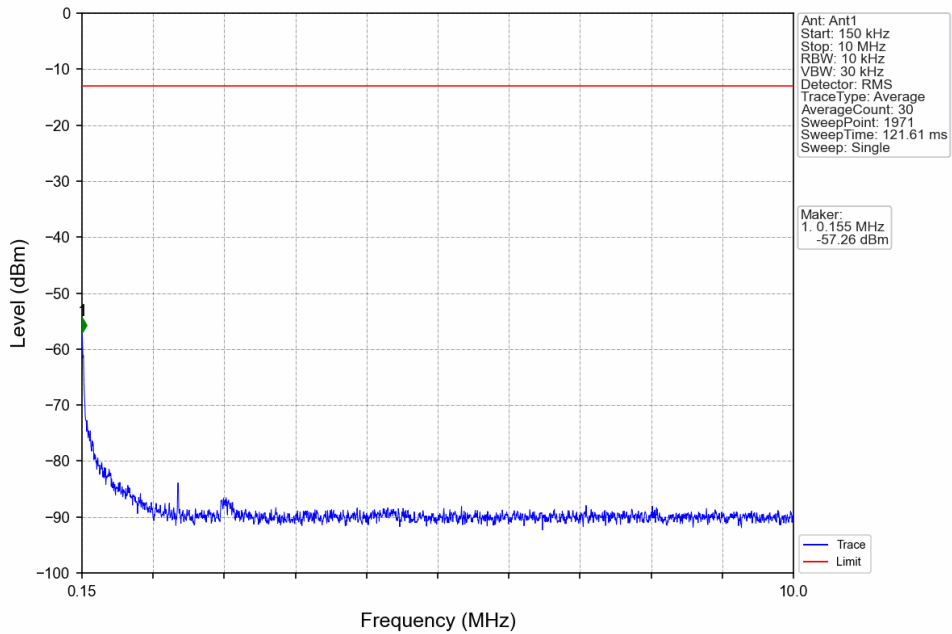


Start (MHz)	Stop (MHz)	RBW (MHz)	Method	Marker No.	Freq (MHz)	Level (dBm)	Limit (dBm)	Result
758	763	0.1	/	1	762.061	-77.54	-13	Pass
763	775	0.00625	/	2	774.841	-63.63	-35	Pass
775	776.9	0.1	/	3	776.862	-51.85	-13	Pass
776.9	777	0.03	/	4	776.959	-48.47	-13	Pass
777	784.5	0.03	/	/	/	/	/	/

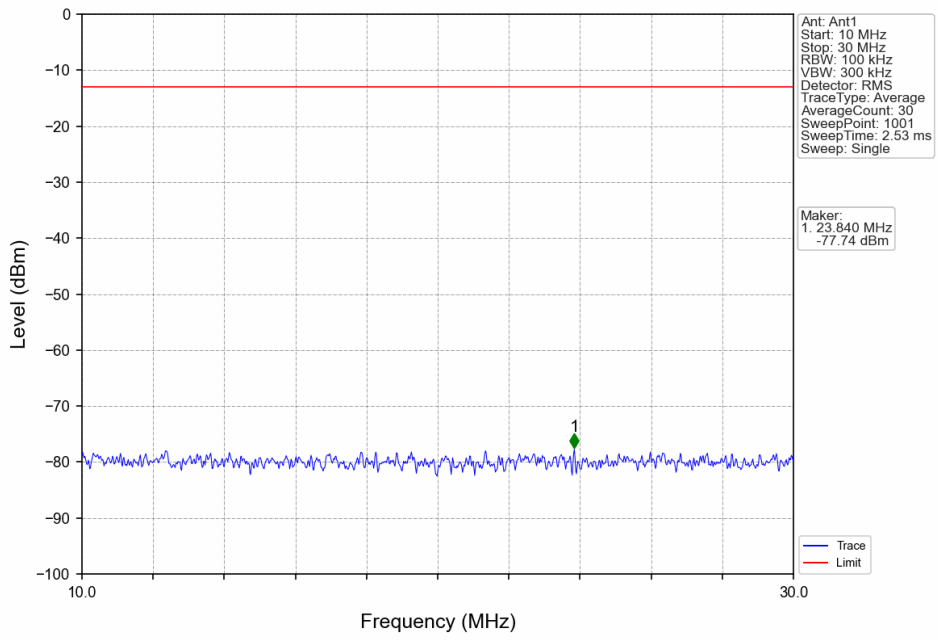
Band13_5MHz_QPSK_MCH_782MHz_RB_1_0_NTNV



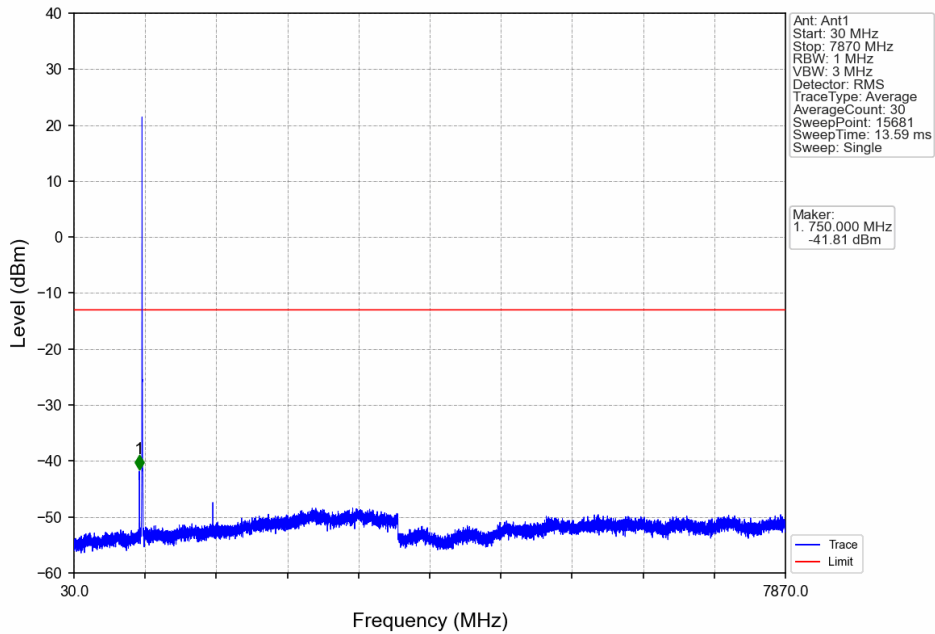
Band13_5MHz_QPSK_MCH_782MHz_RB_1_0_NTNV



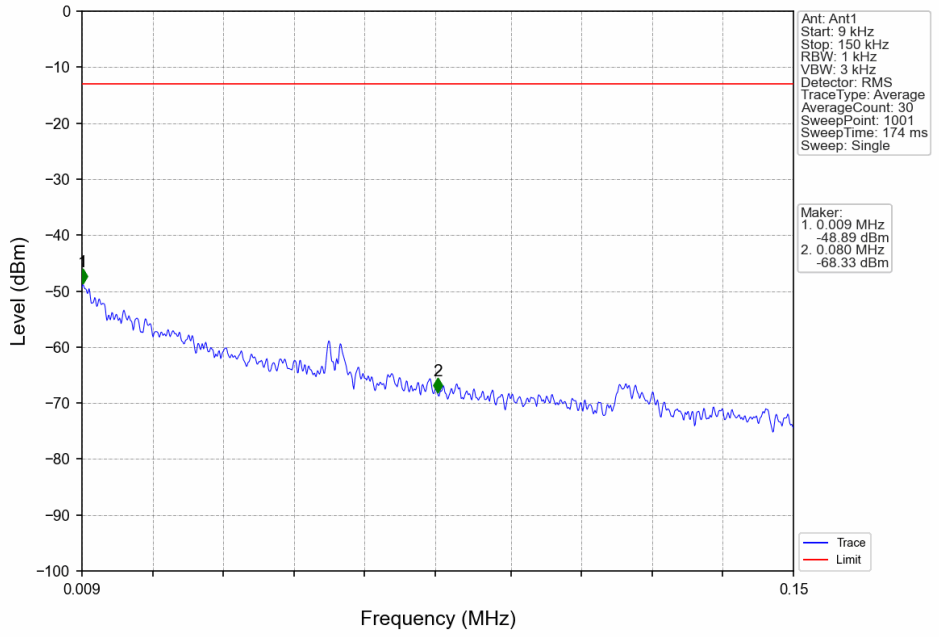
Band13_5MHz_QPSK_MCH_782MHz_RB_1_0_NTNV



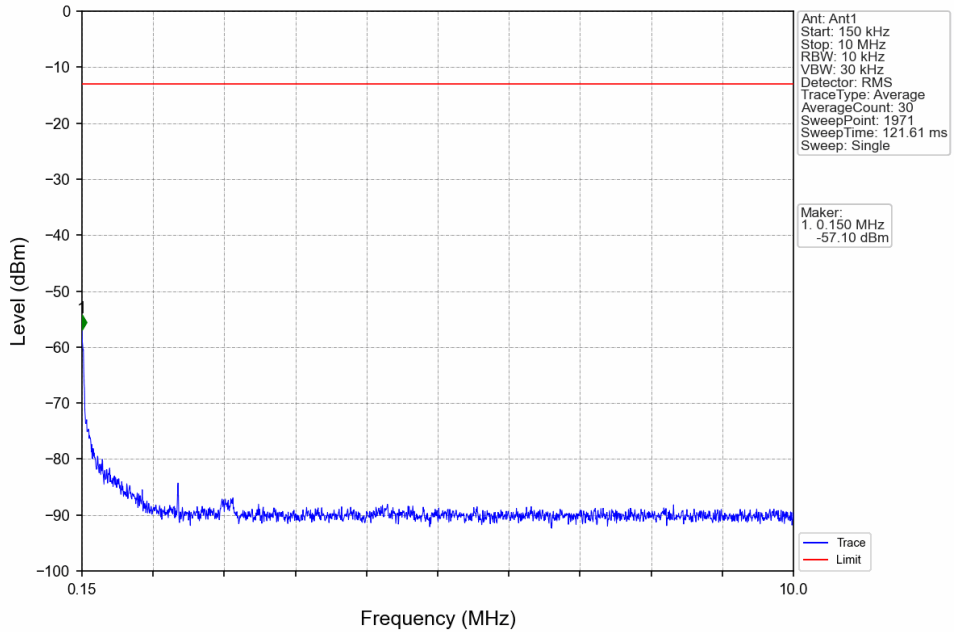
Band13_5MHz_QPSK_MCH_782MHz_RB_1_0_NTNV



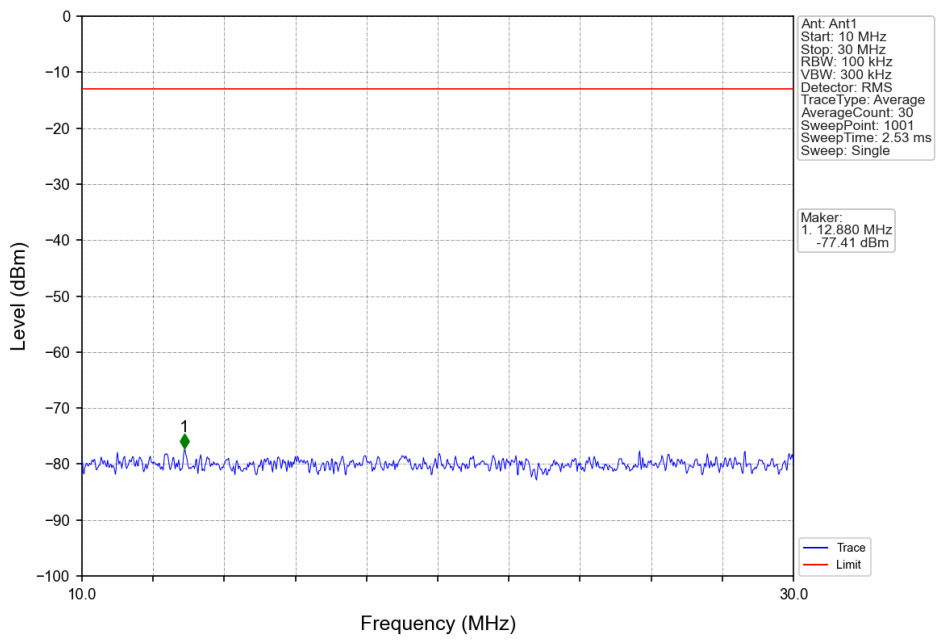
Band13_5MHz_QPSK_HCH_784.5MHz_RB_1_0_NTNV



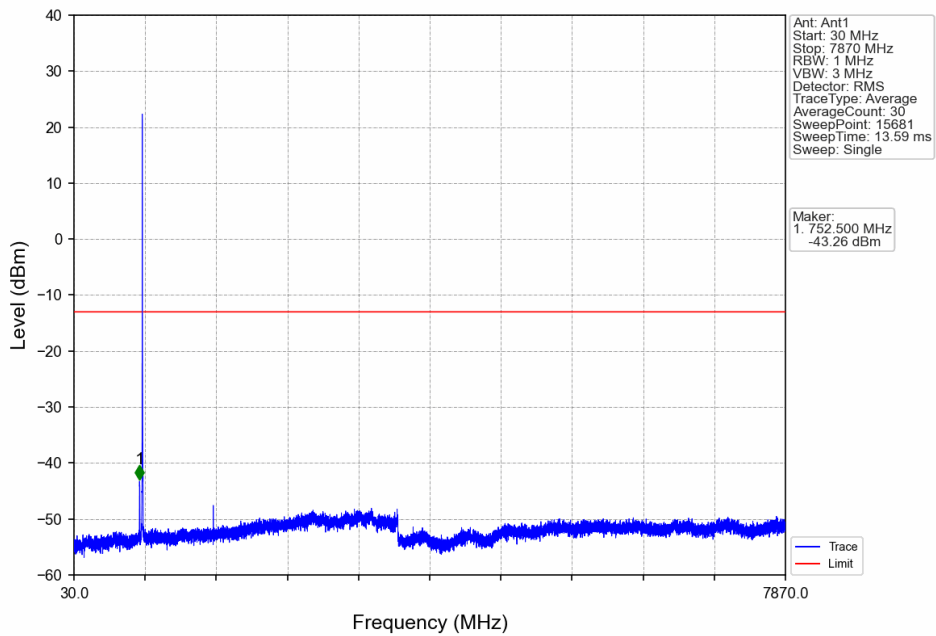
Band13_5MHz_QPSK_HCH_784.5MHz_RB_1_0_NTNV



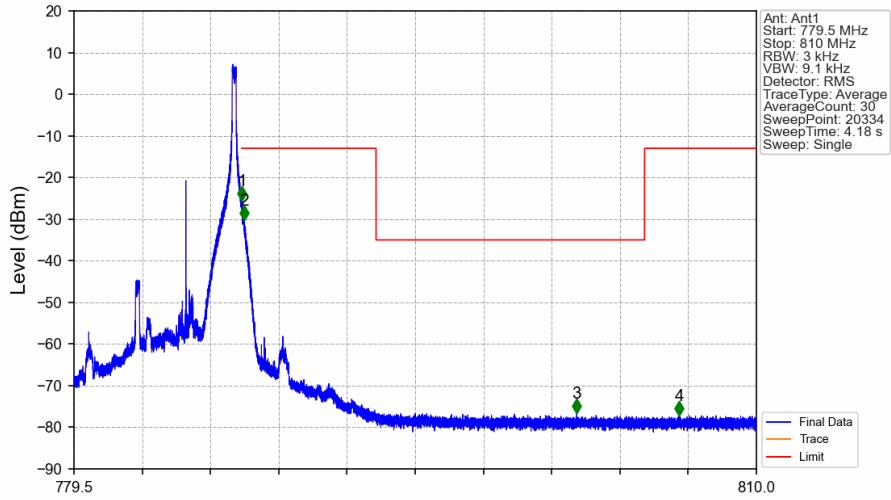
Band13_5MHz_QPSK_HCH_784.5MHz_RB_1_0_NTNV



Band13_5MHz_QPSK_HCH_784.5MHz_RB_1_0_NTNV

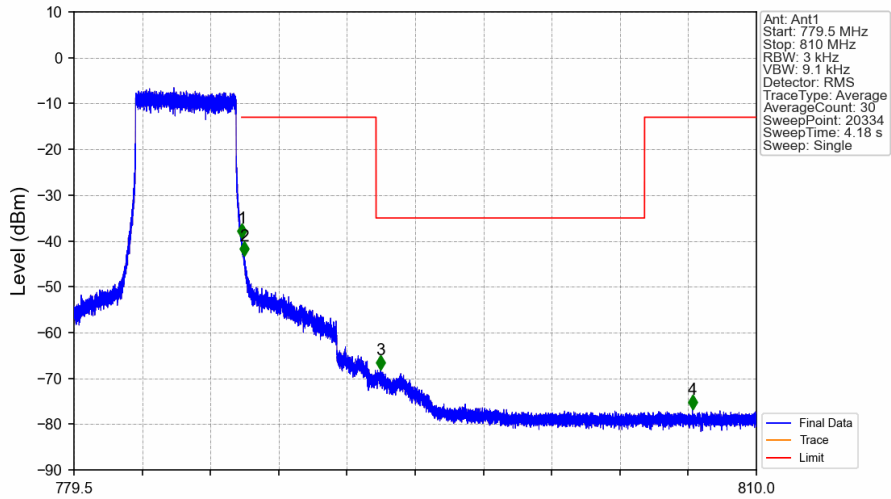


Band13_5MHz_QPSK_HCH_784.5MHz_RB_1_24_NTNV



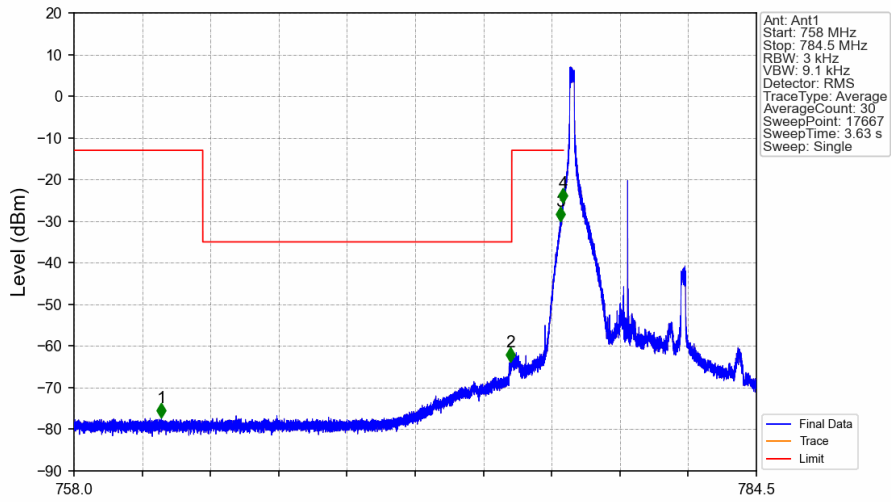
Start (MHz)	Stop (MHz)	RBW (MHz)	Method	Marker No.	Freq (MHz)	Level (dBm)	Limit (dBm)	Result
779.5	787	0.03	/	/	/	/	/	/
787	787.1	0.03	/	1	787.012	-25.64	-13	Pass
787.1	793	0.1	/	2	787.108	-30.22	-13	Pass
793	805	0.00625	/	3	801.970	-76.61	-35	Pass
805	810	0.1	/	4	806.544	-77.16	-13	Pass

Band13_5MHz_QPSK_HCH_784.5MHz_RB_25_0_NTNV



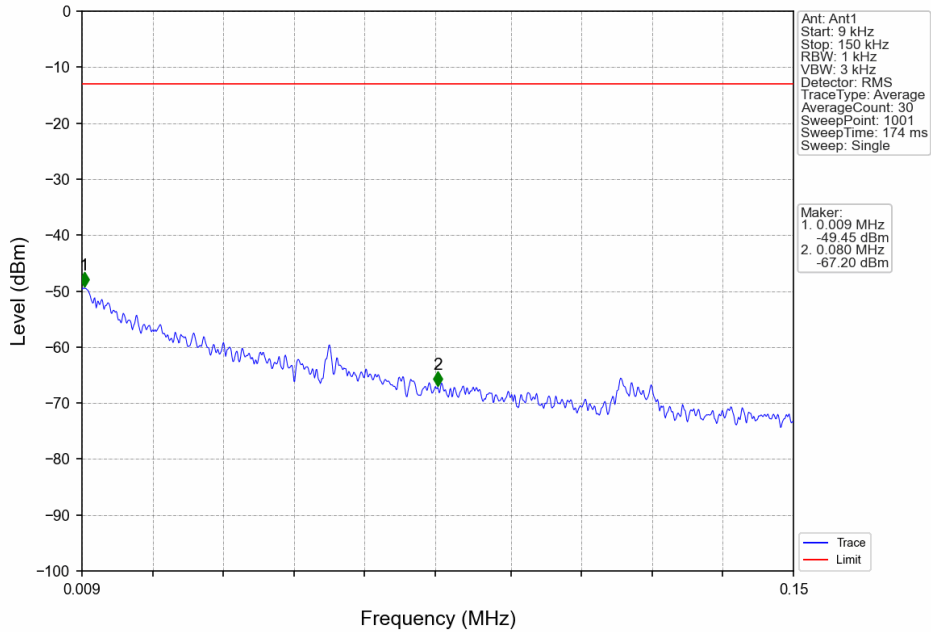
Start (MHz)	Stop (MHz)	RBW (MHz)	Method	Marker No.	Freq (MHz)	Level (dBm)	Limit (dBm)	Result
779.5	787	0.03	/	/	/	/	/	/
787	787.1	0.03	/	1	787.015	-39.44	-13	Pass
787.1	793	0.1	/	2	787.114	-43.27	-13	Pass
793	805	0.00625	/	3	793.207	-68.17	-35	Pass
805	810	0.1	/	4	807.141	-76.78	-13	Pass

Band13_5MHz_16QAM_LCH_779.5MHz_RB_1_0_NTNV

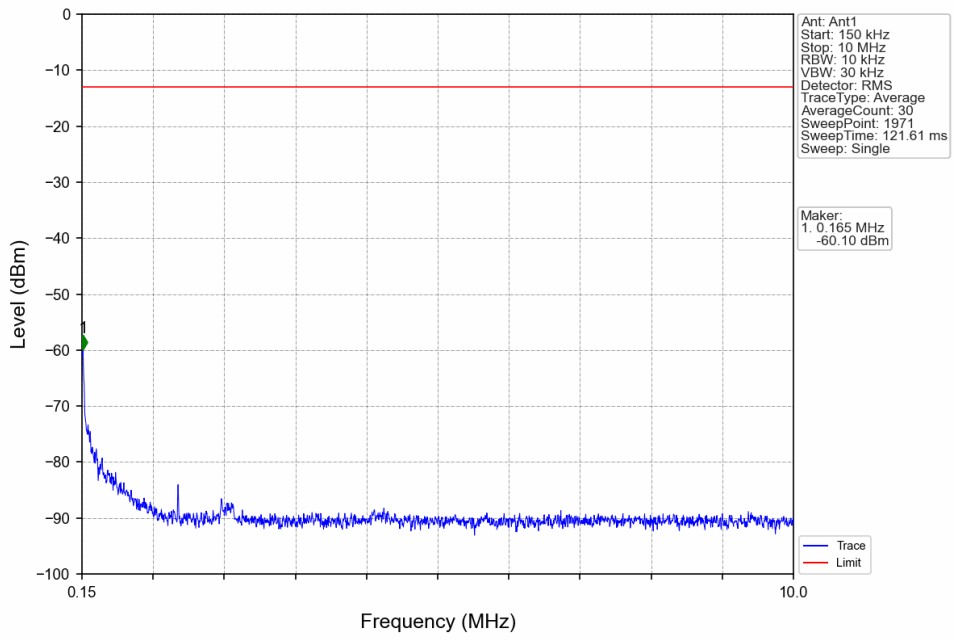


Start (MHz)	Stop (MHz)	RBW (MHz)	Method	Marker No.	Freq (MHz)	Level (dBm)	Limit (dBm)	Result
758	763	0.1	/	1	761.398	-77.19	-13	Pass
763	775	0.00625	/	2	774.958	-63.80	-35	Pass
775	776.9	0.1	/	3	776.892	-30.01	-13	Pass
776.9	777	0.03	/	4	776.989	-25.55	-13	Pass
777	784.5	0.03	/	/	/	/	/	/

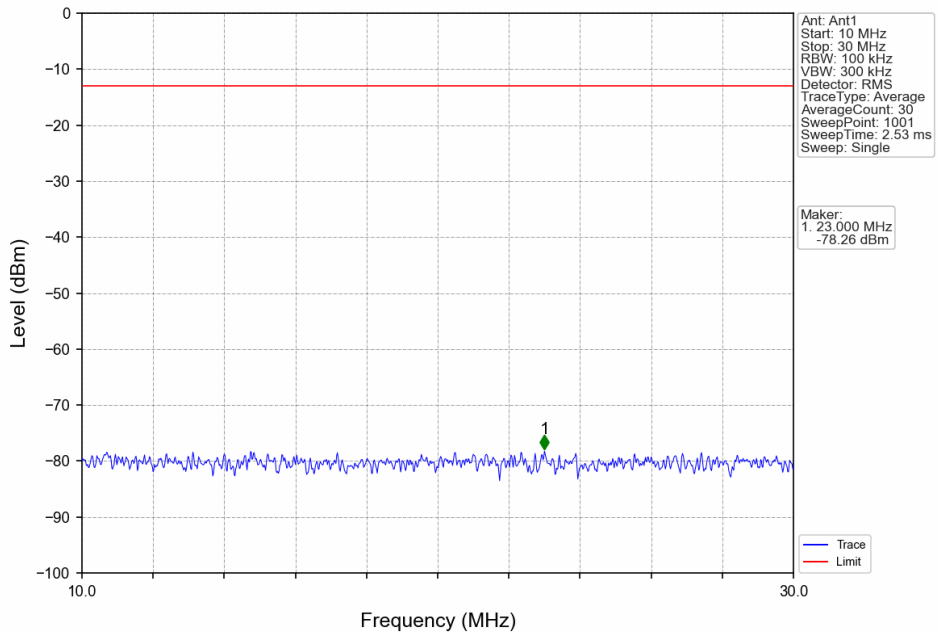
Band13_5MHz_16QAM_LCH_779.5MHz_RB_1_0_NTNV



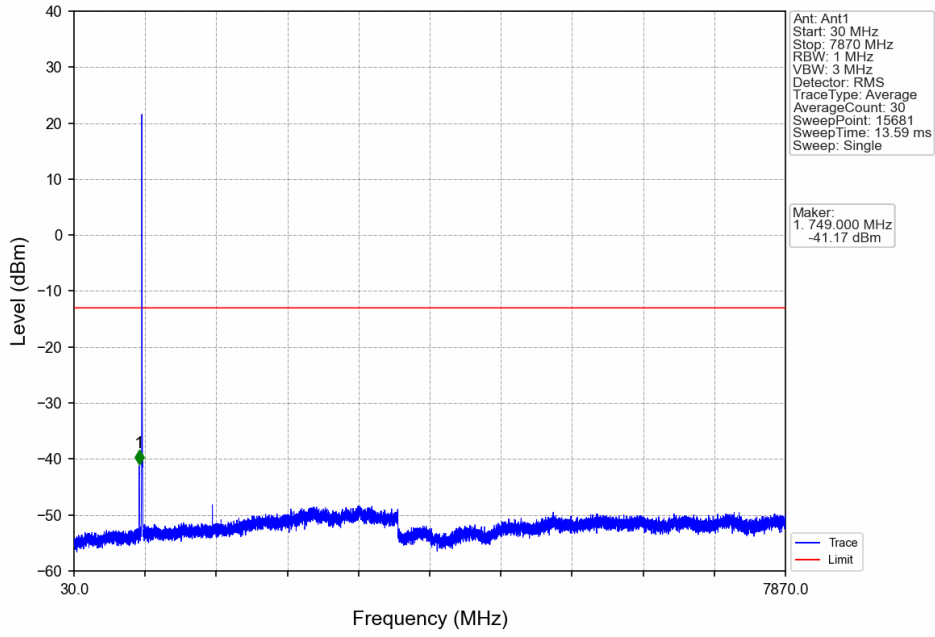
Band13_5MHz_16QAM_LCH_779.5MHz_RB_1_0_NTNV



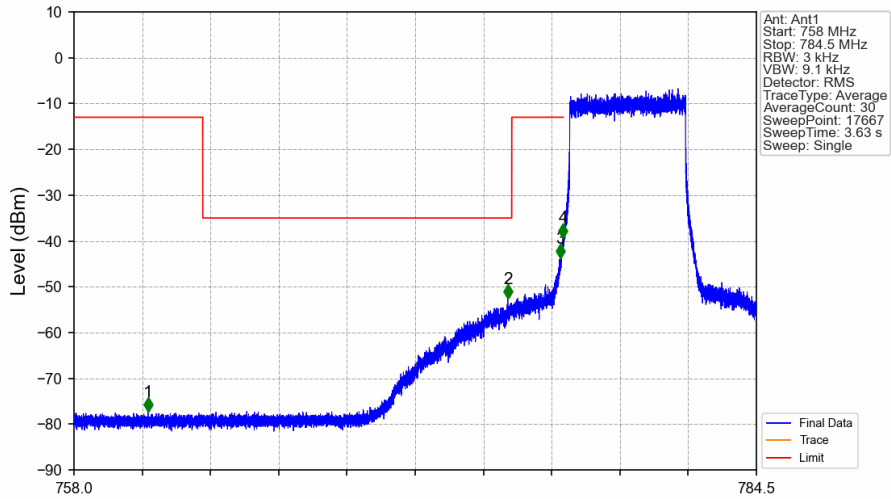
Band13_5MHz_16QAM_LCH_779.5MHz_RB_1_0_NTNV



Band13_5MHz_16QAM_LCH_779.5MHz_RB_1_0_NTNV

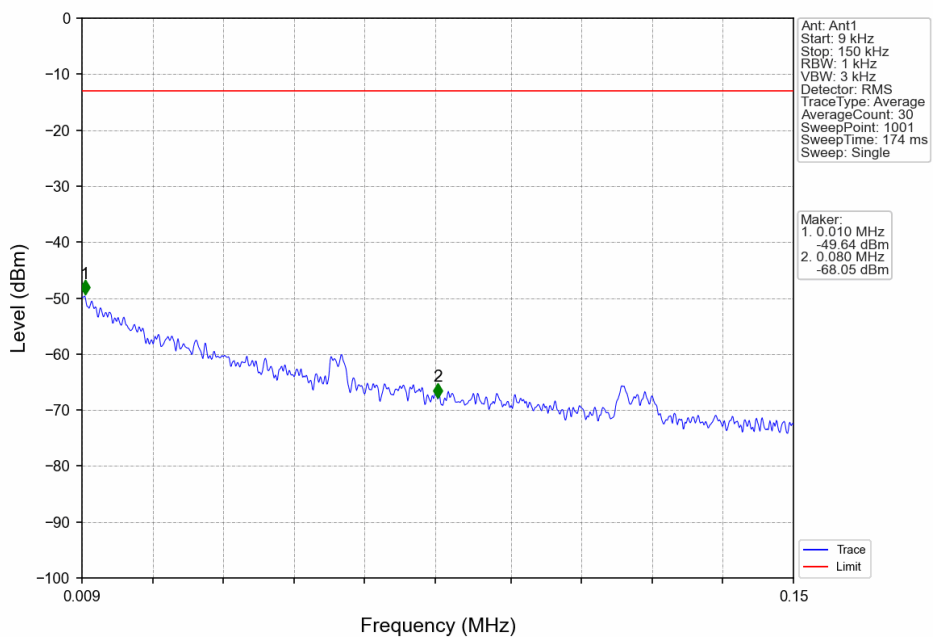


Band13_5MHz_16QAM_LCH_779.5MHz_RB_25_0_NTNV

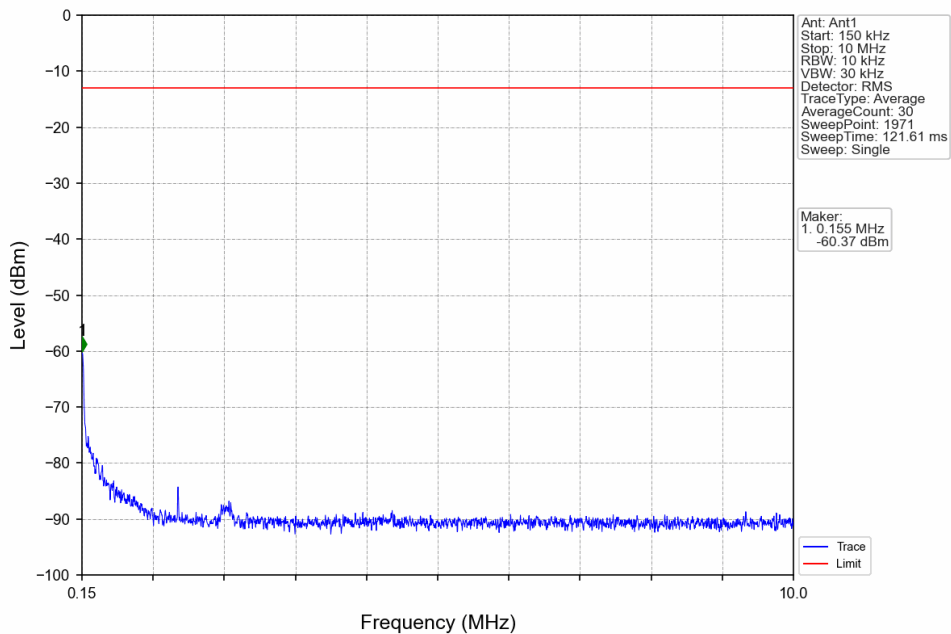


Start (MHz)	Stop (MHz)	RBW (MHz)	Method	Marker No.	Freq (MHz)	Level (dBm)	Limit (dBm)	Result
758	763	0.1	/	1	760.876	-77.25	-13	Pass
763	775	0.00625	/	2	774.843	-52.58	-35	Pass
775	776.9	0.1	/	3	776.899	-43.76	-13	Pass
776.9	777	0.03	/	4	776.986	-39.30	-13	Pass
777	784.5	0.03	/	/	/	/	/	/

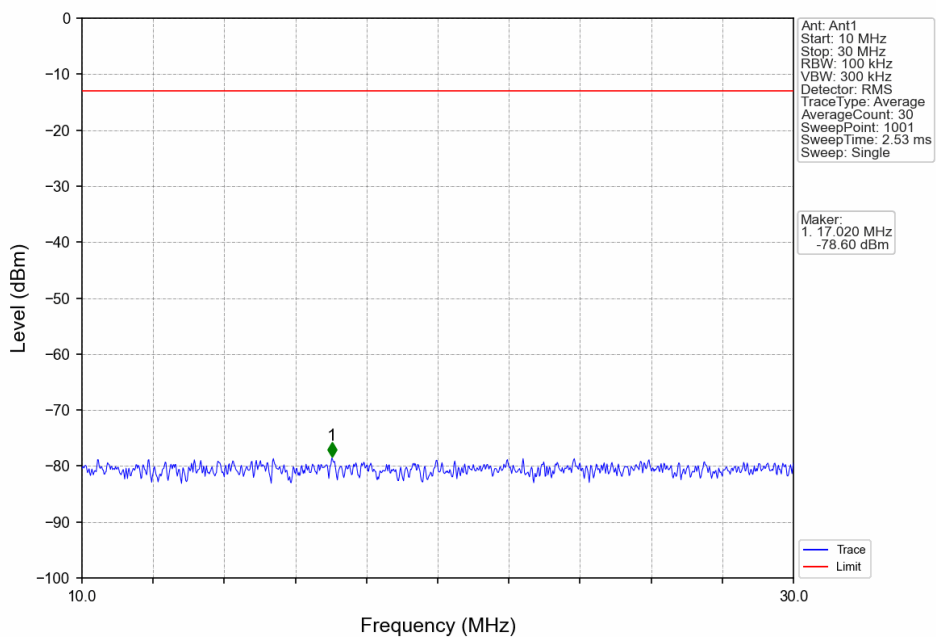
Band13_5MHz_16QAM_MCH_782MHz_RB_1_0_NTNV



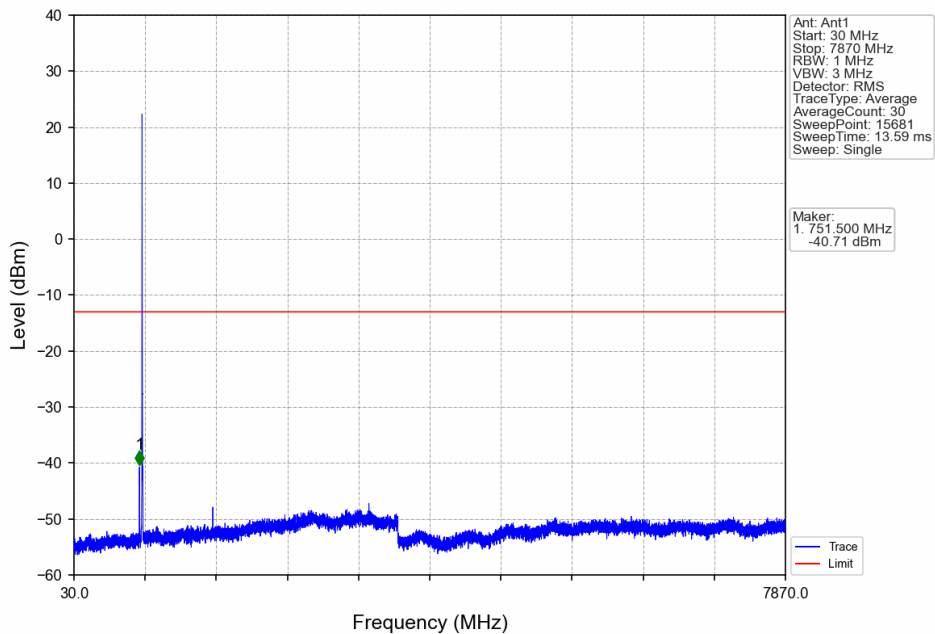
Band13_5MHz_16QAM_MCH_782MHz_RB_1_0_NTNV



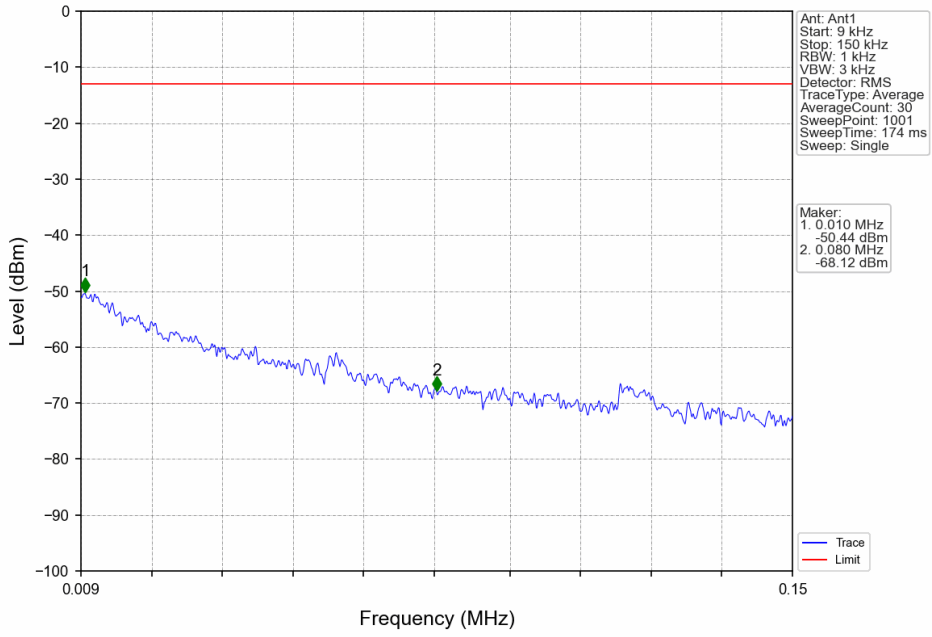
Band13_5MHz_16QAM_MCH_782MHz_RB_1_0_NTNV



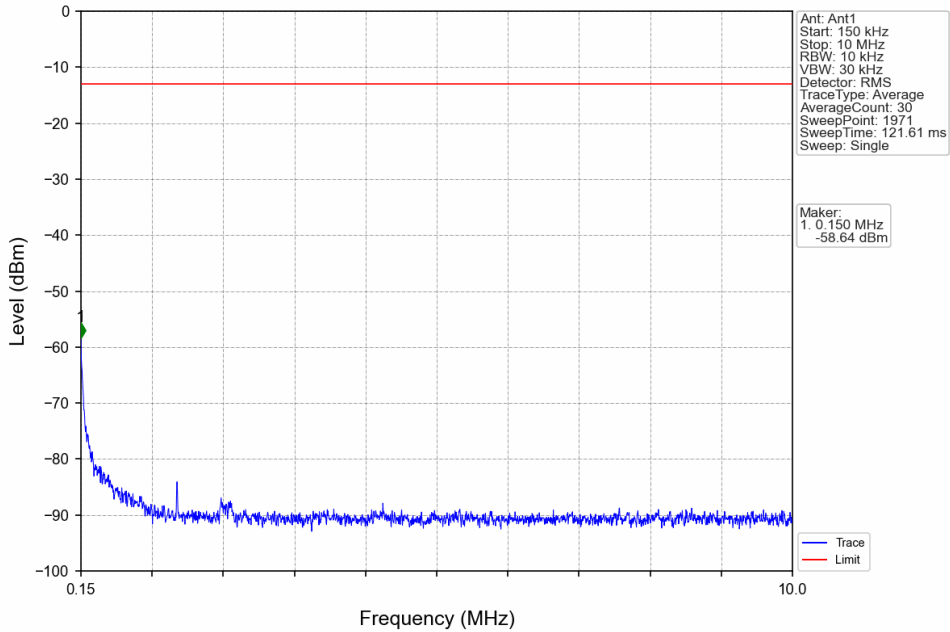
Band13_5MHz_16QAM_MCH_782MHz_RB_1_0_NTNV



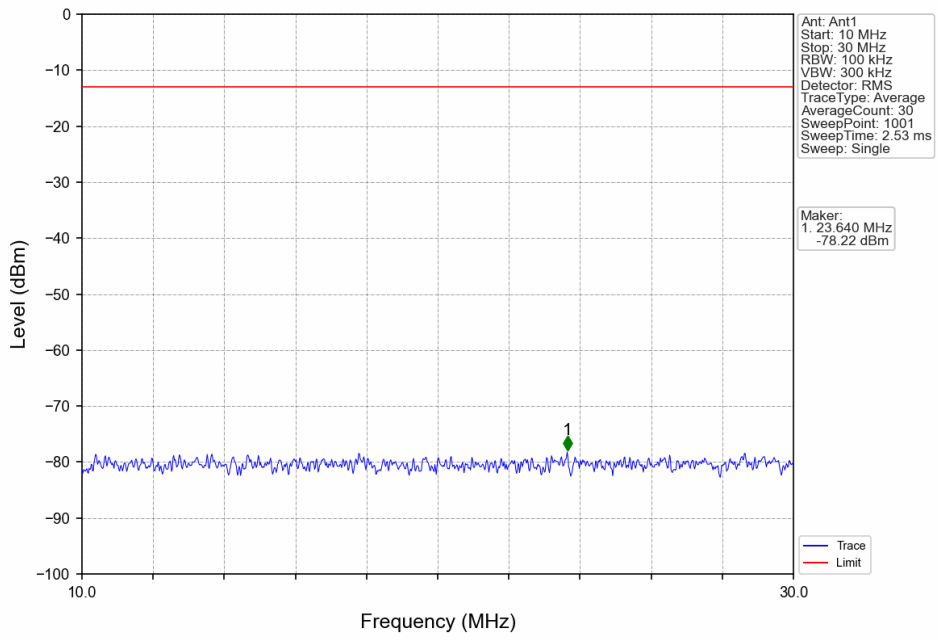
Band13_5MHz_16QAM_HCH_784.5MHz_RB_1_0_NTNV



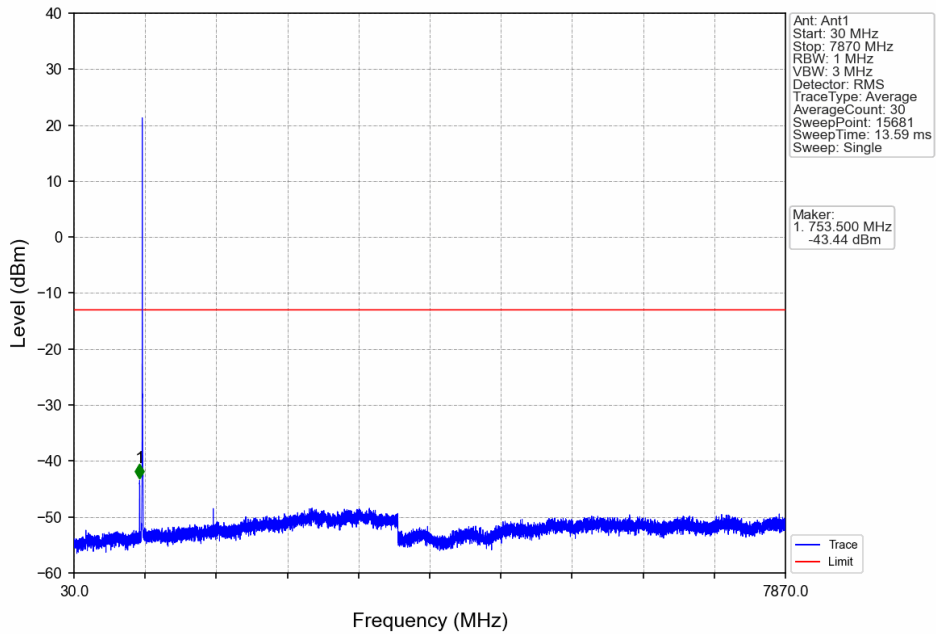
Band13_5MHz_16QAM_HCH_784.5MHz_RB_1_0_NTNV



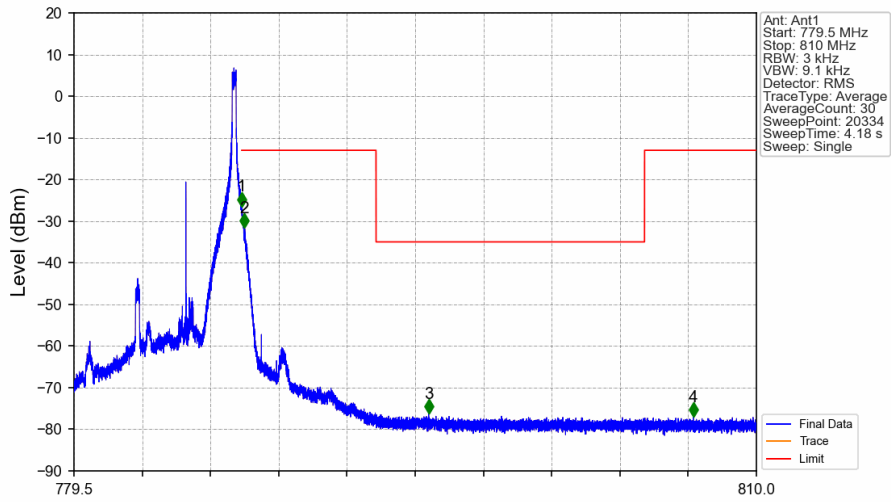
Band13_5MHz_16QAM_HCH_784.5MHz_RB_1_0_NTNV



Band13_5MHz_16QAM_HCH_784.5MHz_RB_1_0_NTNV

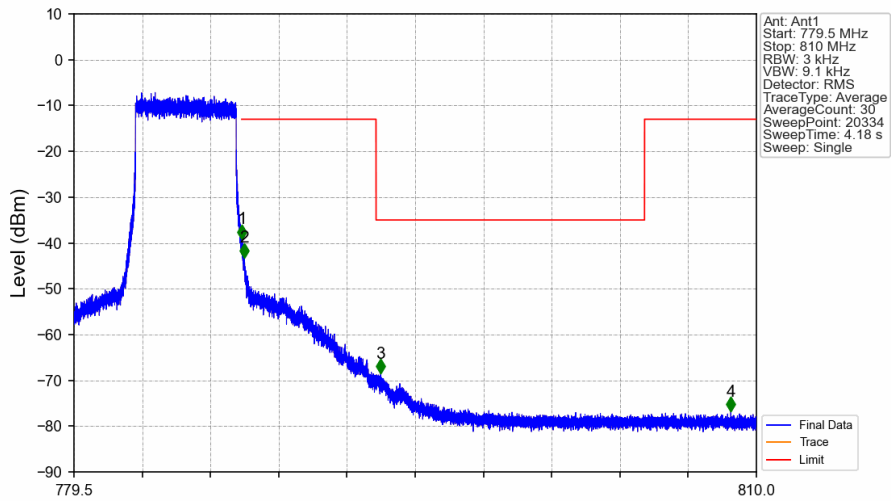


Band13_5MHz_16QAM_HCH_784.5MHz_RB_1_24_NTNV



Start (MHz)	Stop (MHz)	RBW (MHz)	Method	Marker No.	Freq (MHz)	Level (dBm)	Limit (dBm)	Result
779.5	787	0.03	/	/	/	/	/	/
787	787.1	0.03	/	1	787.000	-26.47	-13	Pass
787.1	793	0.1	/	2	787.110	-31.55	-13	Pass
793	805	0.00625	/	3	795.352	-76.18	-35	Pass
805	810	0.1	/	4	807.181	-76.97	-13	Pass

Band13_5MHz_16QAM_HCH_784.5MHz_RB_25_0_NTNV



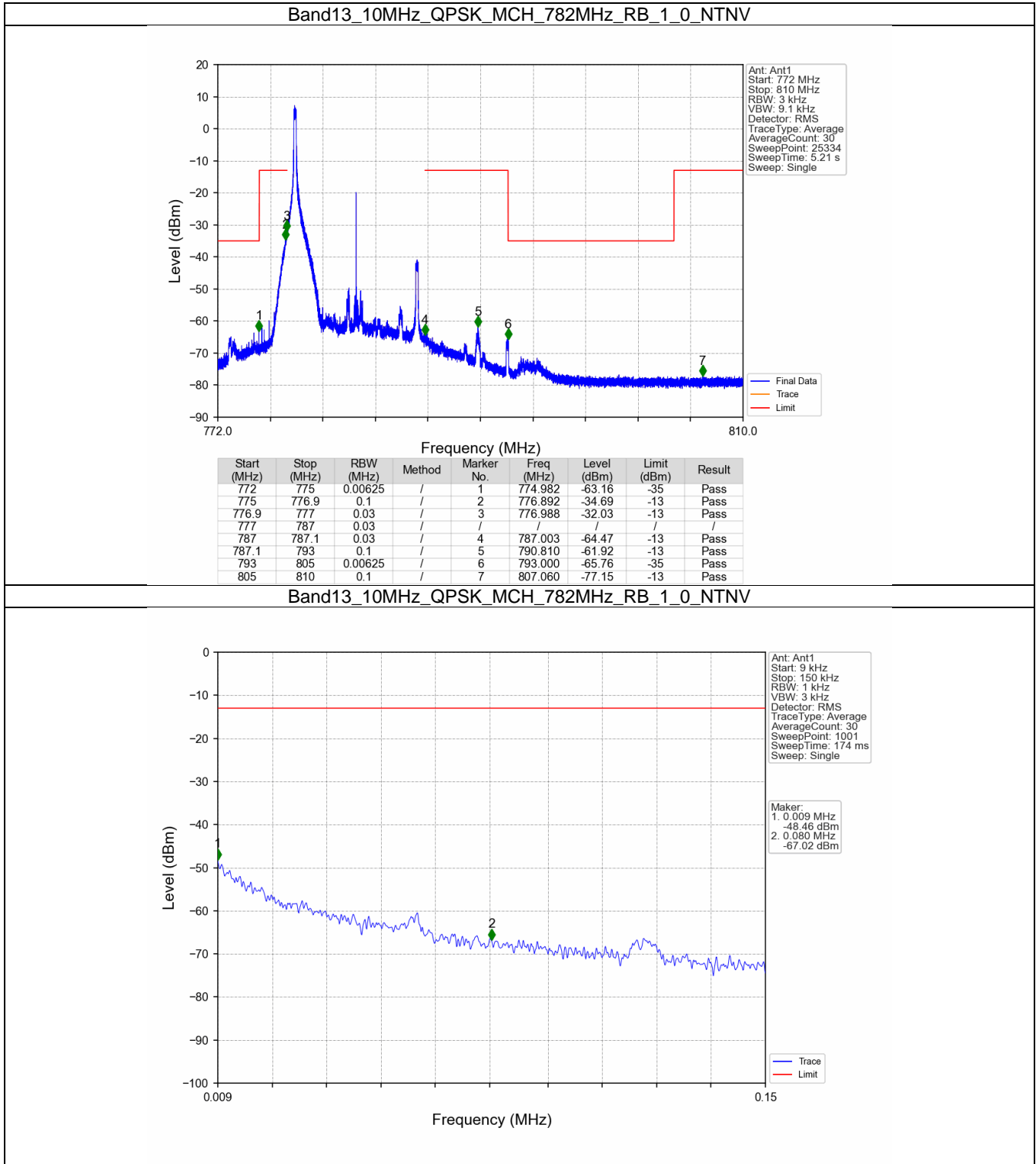
Start (MHz)	Stop (MHz)	RBW (MHz)	Method	Marker No.	Freq (MHz)	Level (dBm)	Limit (dBm)	Result
779.5	787	0.03	/	/	/	/	/	/
787	787.1	0.03	/	1	787.012	-39.14	-13	Pass
787.1	793	0.1	/	2	787.114	-43.18	-13	Pass
793	805	0.00625	/	3	793.209	-68.53	-35	Pass
805	810	0.1	/	4	808.857	-76.76	-13	Pass

6.2 B13_10MHz

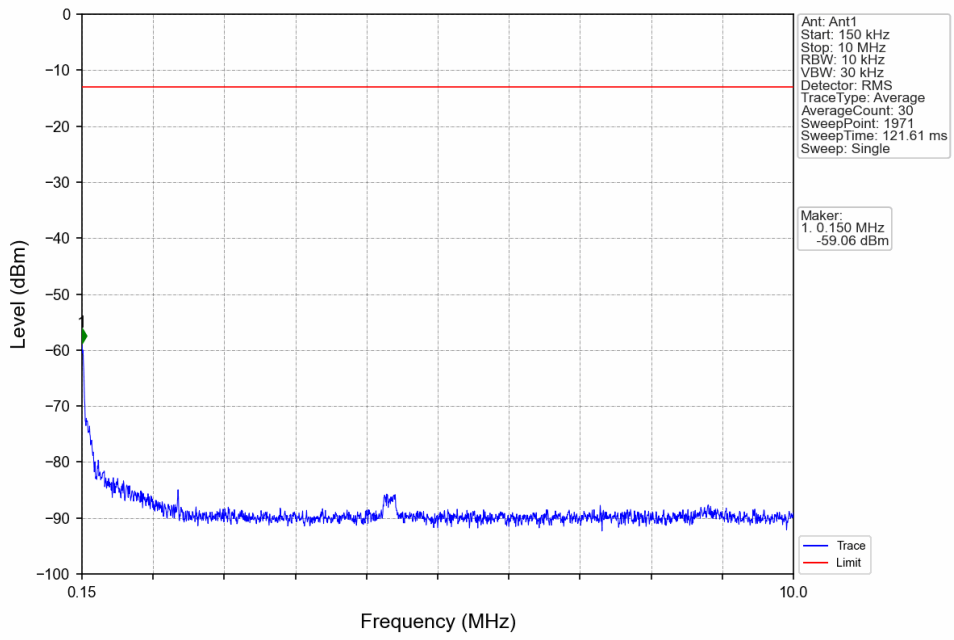
6.2.1 Test Result

Band: 13 / Bandwidth: 10MHz / NTV						
Modulation	Frequency (MHz)	RB Allocation		Spurious Emission		Verdict
		Size	Offset	Result	Limit	
QPSK	782	1	0	Refer To Test Graph		Pass
			49	Refer To Test Graph		Pass
		50	0	Refer To Test Graph		Pass
16QAM	782	1	0	Refer To Test Graph		Pass
			49	Refer To Test Graph		Pass
		50	0	Refer To Test Graph		Pass

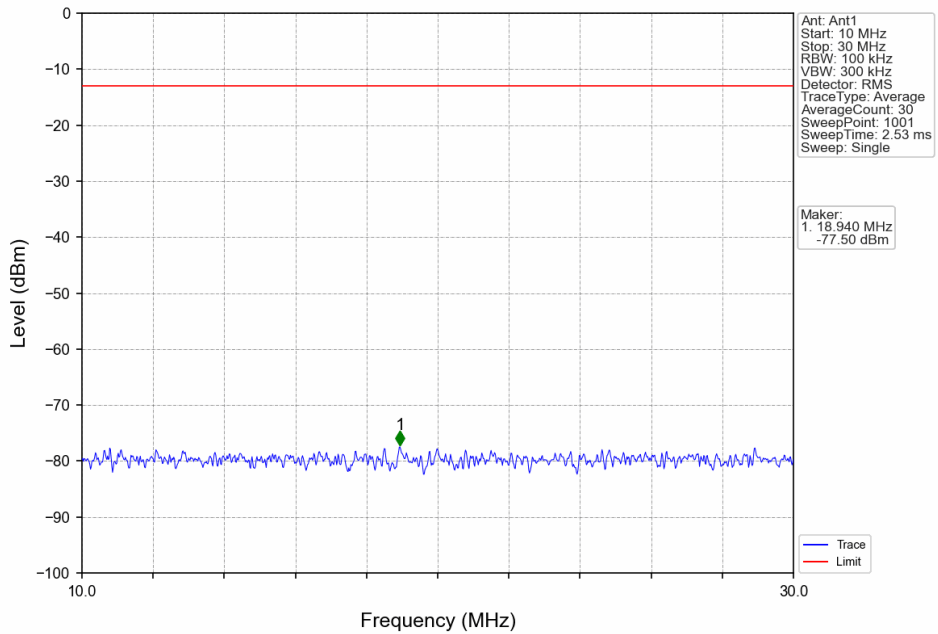
6.2.2 Test Graph



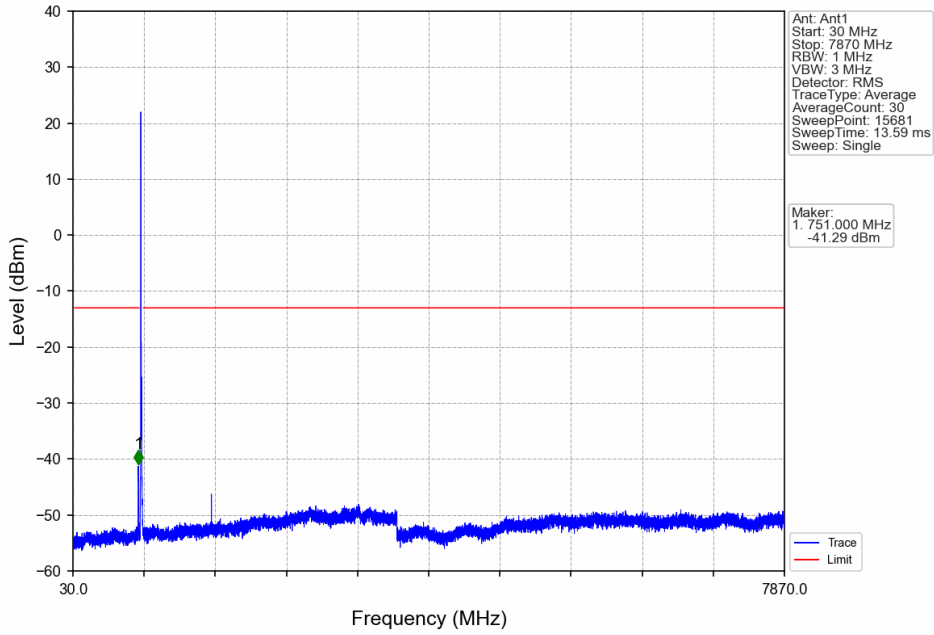
Band13_10MHz_QPSK_MCH_782MHz_RB_1_0_NTNV



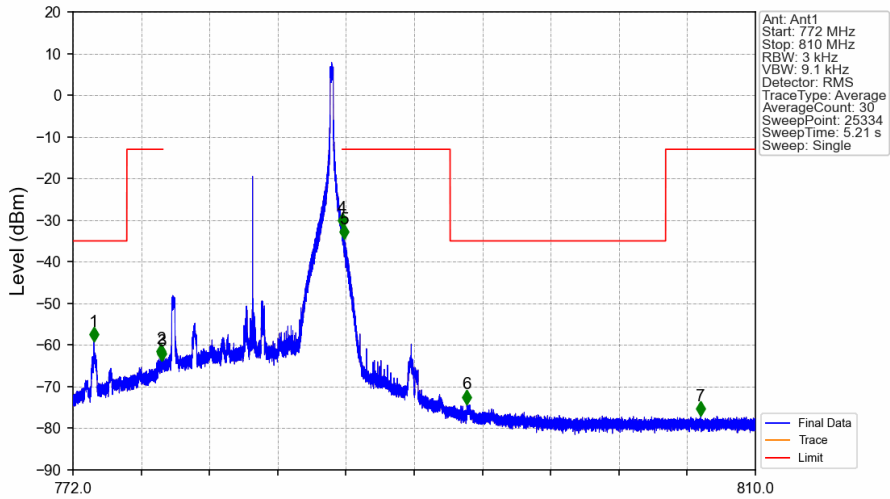
Band13_10MHz_QPSK_MCH_782MHz_RB_1_0_NTNV



Band13_10MHz_QPSK_MCH_782MHz_RB_1_0_NTNV

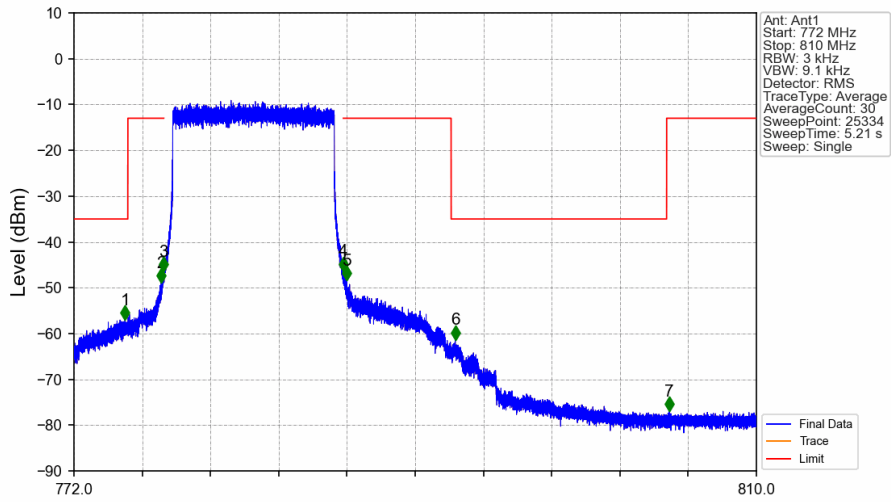


Band13_10MHz_QPSK_MCH_782MHz_RB_1_49_NTNV



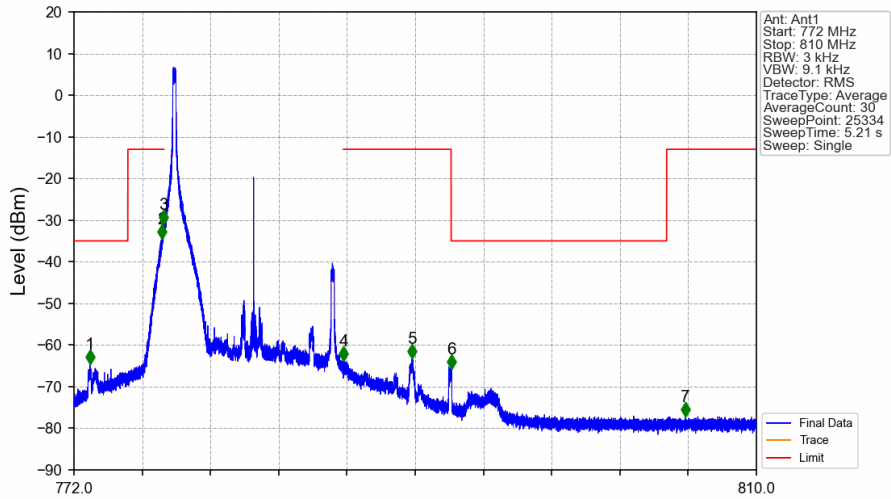
Start (MHz)	Stop (MHz)	RBW (MHz)	Method	Marker No.	Freq (MHz)	Level (dBm)	Limit (dBm)	Result
772	775	0.00625	/	1	773.163	-59.21	-35	Pass
775	776.9	0.1	/	2	776.896	-63.17	-13	Pass
776.9	777	0.03	/	3	776.944	-63.79	-13	Pass
777	787	0.03	/	/	/	/	/	/
787	787.1	0.03	/	4	787.002	-31.84	-13	Pass
787.1	793	0.1	/	5	787.110	-34.57	-13	Pass
793	805	0.00625	/	6	793.941	-74.19	-35	Pass
805	810	0.1	/	7	806.956	-77.06	-13	Pass

Band13_10MHz_QPSK_MCH_782MHz_RB_50_0_NTNV



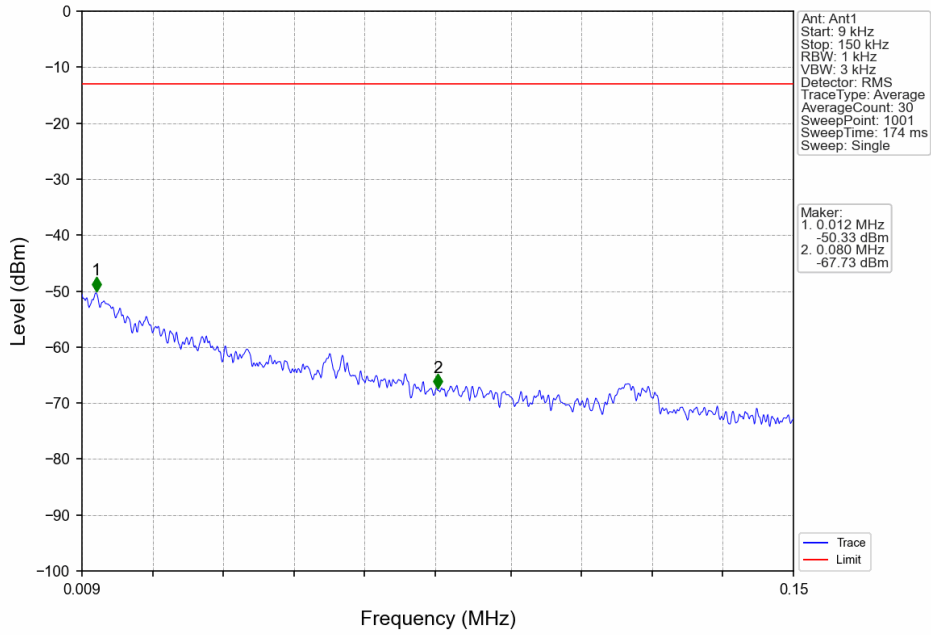
Start (MHz)	Stop (MHz)	RBW (MHz)	Method	Marker No.	Freq (MHz)	Level (dBm)	Limit (dBm)	Result
772	775	0.00625	/	1	774.841	-57.01	-35	Pass
775	776.9	0.1	/	2	776.856	-48.88	-13	Pass
776.9	777	0.03	/	3	776.997	-46.39	-13	Pass
777	787	0.03	/	/	/	/	/	/
787	787.1	0.03	/	4	787.003	-46.35	-13	Pass
787.1	793	0.1	/	5	787.180	-48.35	-13	Pass
793	805	0.00625	/	6	793.230	-61.34	-35	Pass
805	810	0.1	/	7	805.150	-76.94	-13	Pass

Band13_10MHz_16QAM_MCH_782MHz_RB_1_0_NTNV

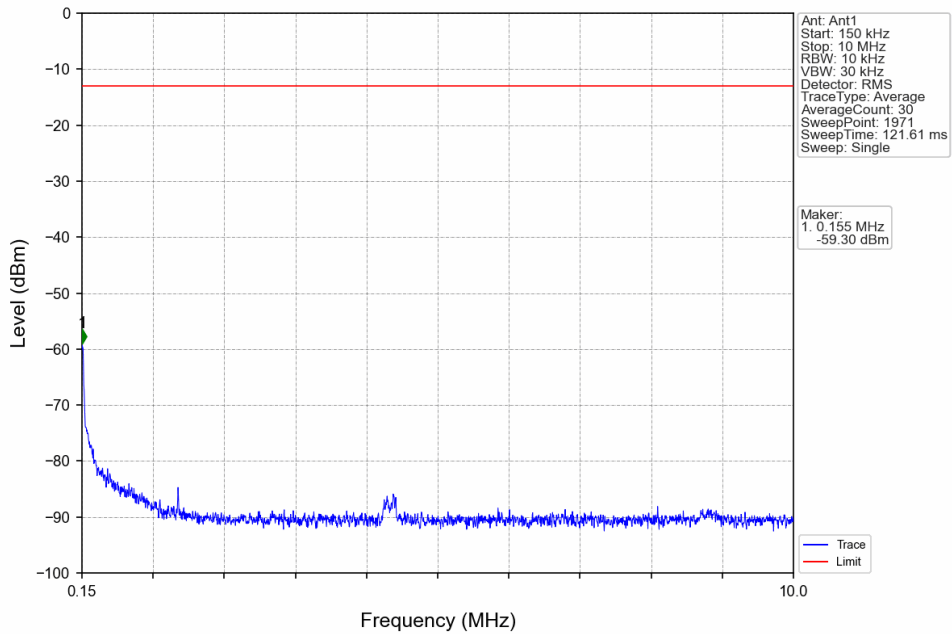


Start (MHz)	Stop (MHz)	RBW (MHz)	Method	Marker No.	Freq (MHz)	Level (dBm)	Limit (dBm)	Result
772	775	0.00625	/	1	772.893	-64.59	-35	Pass
775	776.9	0.1	/	2	776.887	-34.49	-13	Pass
776.9	777	0.03	/	3	776.986	-30.97	-13	Pass
777	787	0.03	/	/	/	/	/	/
787	787.1	0.03	/	4	787.018	-63.81	-13	Pass
787.1	793	0.1	/	5	790.834	-63.21	-13	Pass
793	805	0.00625	/	6	793.021	-65.72	-35	Pass
805	810	0.1	/	7	806.028	-77.14	-13	Pass

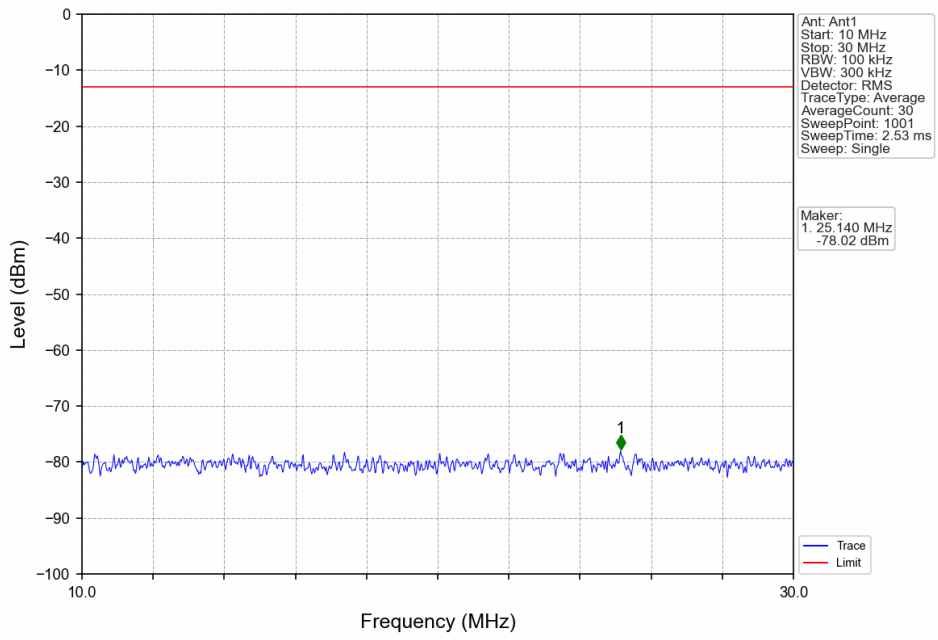
Band13_10MHz_16QAM_MCH_782MHz_RB_1_0_NTNV



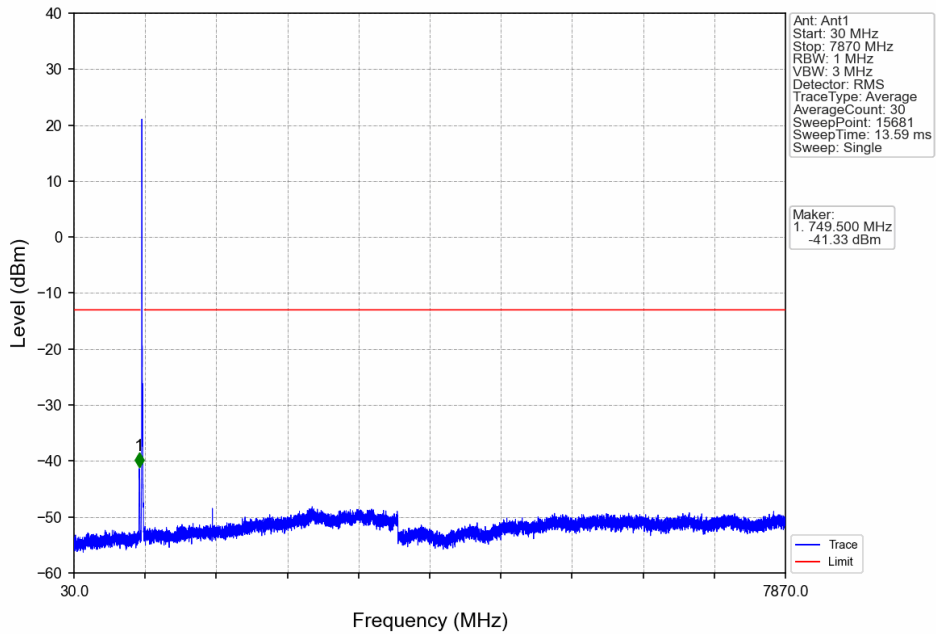
Band13_10MHz_16QAM_MCH_782MHz_RB_1_0_NTNV



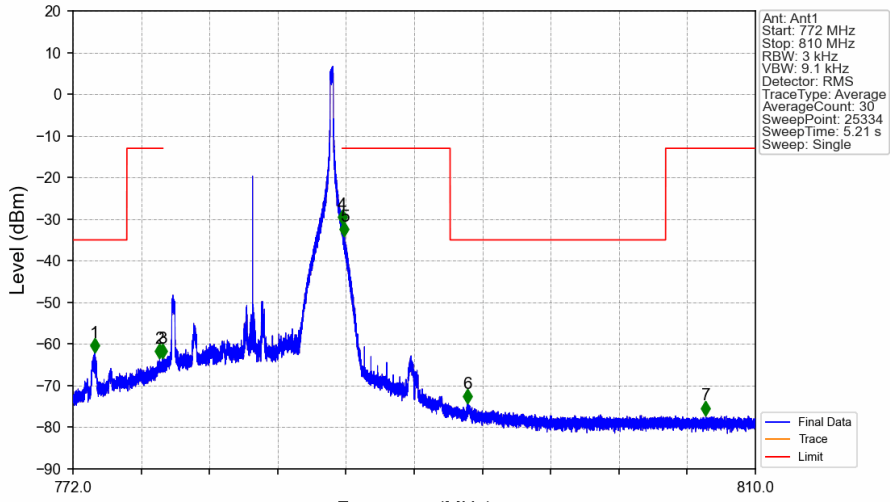
Band13_10MHz_16QAM_MCH_782MHz_RB_1_0_NTNV



Band13_10MHz_16QAM_MCH_782MHz_RB_1_0_NTNV

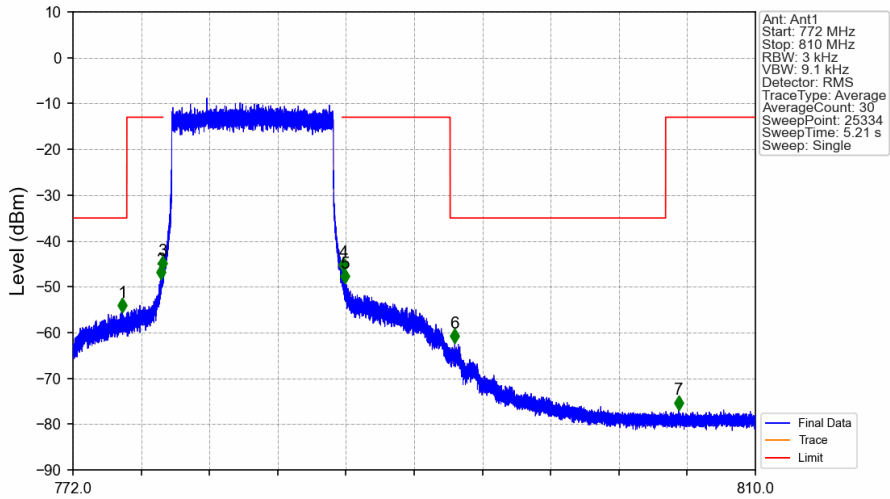


Band13_10MHz_16QAM_MCH_782MHz_RB_1_49_NTNV



Start (MHz)	Stop (MHz)	RBW (MHz)	Method	Marker No.	Freq (MHz)	Level (dBm)	Limit (dBm)	Result
772	775	0.00625	/	1	773.211	-62.07	-35	Pass
775	776.9	0.1	/	2	776.826	-63.48	-13	Pass
776.9	777	0.03	/	3	776.985	-63.38	-13	Pass
777	787	0.03	/	/	/	/	/	/
787	787.1	0.03	/	4	787.002	-31.25	-13	Pass
787.1	793	0.1	/	5	787.111	-34.18	-13	Pass
793	805	0.00625	/	6	793.956	-74.31	-35	Pass
805	810	0.1	/	7	807.237	-77.13	-13	Pass

Band13_10MHz_16QAM_MCH_782MHz_RB_50_0_NTNV



Start (MHz)	Stop (MHz)	RBW (MHz)	Method	Marker No.	Freq (MHz)	Level (dBm)	Limit (dBm)	Result
772	775	0.00625	/	1	774.747	-55.60	-35	Pass
775	776.9	0.1	/	2	776.896	-48.45	-13	Pass
776.9	777	0.03	/	3	776.983	-46.38	-13	Pass
777	787	0.03	/	/	/	/	/	/
787	787.1	0.03	/	4	787.051	-46.77	-13	Pass
787.1	793	0.1	/	5	787.119	-49.31	-13	Pass
793	805	0.00625	/	6	793.261	-62.26	-35	Pass
805	810	0.1	/	7	805.723	-76.88	-13	Pass

7. Form731

7.1 Form731_Power

7.1.1 Test Result

Band	BW	Lower Freq	High Freq	MAX Power (W)	Value	Hz/ppm	Emission Designator	Rule Parts	MAX Power (dBm)
13	5	779.5	784.5	0.2042	0.0137	ppm	4M60G7D	27F	23.10
13	5	779.5	784.5	0.1683	0.0149	ppm	4M62W7D	27F	22.26
13	10	782	782	0.2089	0.0195	ppm	9M21G7D	27F	23.20
13	10	782	782	0.1667	0.0107	ppm	9M18W7D	27F	22.22

7.2 Form731_ERP

7.2.1 Test Result

Band	BW	Lower Freq	High Freq	MAX Power (W)	Value	Hz/ppm	Emission Designator	Rule Parts	MAX Power (dBm)
13	5	779.5	784.5	0.1384	0.0137	ppm	4M60G7D	27F	21.41
13	5	779.5	784.5	0.1140	0.0149	ppm	4M62W7D	27F	20.57
13	10	782	782	0.1416	0.0195	ppm	9M21G7D	27F	21.51
13	10	782	782	0.1130	0.0107	ppm	9M18W7D	27F	20.53