

1. Effective (Isotropic) Radiated Power Output Data

1.1 PCS1900_EIRP

1.1.1 Test Result

Band: PCS1900								
ENV	Mode		Frequency (MHz)	Conducted Power (dBm)	Gain (dBi)	EIRP (dBm)		Verdict
	Network	Subset				Result	Limit	
NTNV	GSM	GSM	1850.2	30.16	0.42	30.58	<=33.01	Pass
			1880	29.97	0.42	30.39	<=33.01	Pass
			1909.8	29.80	0.42	30.22	<=33.01	Pass
	GPRS	1 TX Slot	1850.2	30.18	0.42	30.60	<=33.01	Pass
		2 TX Slots	1850.2	28.17	0.42	28.59	<=33.01	Pass
		3 TX Slots	1850.2	27.04	0.42	27.46	<=33.01	Pass
		4 TX Slots	1850.2	25.08	0.42	25.50	<=33.01	Pass
		1 TX Slot	1880	29.93	0.42	30.35	<=33.01	Pass
		2 TX Slots	1880	27.81	0.42	28.23	<=33.01	Pass
		3 TX Slots	1880	26.67	0.42	27.09	<=33.01	Pass
		4 TX Slots	1880	24.65	0.42	25.07	<=33.01	Pass
		1 TX Slot	1909.8	29.75	0.42	30.17	<=33.01	Pass
		2 TX Slots	1909.8	27.51	0.42	27.93	<=33.01	Pass
		3 TX Slots	1909.8	26.36	0.42	26.78	<=33.01	Pass
		4 TX Slots	1909.8	24.34	0.42	24.76	<=33.01	Pass
	EGPRS	1 TX Slot	1850.2	28.66	0.42	29.08	<=33.01	Pass
		2 TX Slots	1850.2	25.65	0.42	26.07	<=33.01	Pass
		3 TX Slots	1850.2	23.63	0.42	24.05	<=33.01	Pass
		4 TX Slots	1850.2	20.87	0.42	21.29	<=33.01	Pass
		1 TX Slot	1880	28.29	0.42	28.71	<=33.01	Pass
		2 TX Slots	1880	25.40	0.42	25.82	<=33.01	Pass
		3 TX Slots	1880	23.72	0.42	24.14	<=33.01	Pass
		4 TX Slots	1880	20.51	0.42	20.93	<=33.01	Pass
		1 TX Slot	1909.8	28.25	0.42	28.67	<=33.01	Pass
		2 TX Slots	1909.8	25.74	0.42	26.16	<=33.01	Pass
		3 TX Slots	1909.8	24.07	0.42	24.49	<=33.01	Pass
		4 TX Slots	1909.8	20.87	0.42	21.29	<=33.01	Pass

Note1: EIRP=Conducted Power+Antenna Gain

2. Frequency Stability

2.1 PCS1900

2.1.1 Test Result

Band: PCS1900							
Network	Frequency (MHz)	Temp. (°C)	Voltage (VDC)	Freq. Error (Hz)	Freq. vs. Rated (ppm)		Verdict
					Result	Limit	
GSM	1850.2	20	3.27	34.514	0.0187	-2.5 to 2.5	Pass
			3.85	23.504	0.0127	-2.5 to 2.5	Pass
			4.43	29.186	0.0158	-2.5 to 2.5	Pass
		-30	3.85	29.186	0.0158	-2.5 to 2.5	Pass
		-20	3.85	27.346	0.0148	-2.5 to 2.5	Pass
		-10	3.85	29.090	0.0157	-2.5 to 2.5	Pass

		0	3.85	28.670	0.0155	-2.5 to 2.5	Pass
		10	3.85	36.644	0.0198	-2.5 to 2.5	Pass
		30	3.85	33.900	0.0183	-2.5 to 2.5	Pass
		40	3.85	28.024	0.0151	-2.5 to 2.5	Pass
		50	3.85	29.445	0.0159	-2.5 to 2.5	Pass
	1880	20	3.27	28.476	0.0151	-2.5 to 2.5	Pass
			3.85	32.221	0.0171	-2.5 to 2.5	Pass
			4.43	23.633	0.0126	-2.5 to 2.5	Pass
		-30	3.85	25.926	0.0138	-2.5 to 2.5	Pass
		-20	3.85	30.478	0.0162	-2.5 to 2.5	Pass
		-10	3.85	24.085	0.0128	-2.5 to 2.5	Pass
		0	3.85	25.538	0.0136	-2.5 to 2.5	Pass
		10	3.85	25.409	0.0135	-2.5 to 2.5	Pass
		30	3.85	24.602	0.0131	-2.5 to 2.5	Pass
		40	3.85	25.861	0.0138	-2.5 to 2.5	Pass
		50	3.85	26.055	0.0139	-2.5 to 2.5	Pass
		1909.8	20	3.27	23.375	0.0122	-2.5 to 2.5
	3.85			24.796	0.0130	-2.5 to 2.5	Pass
	4.43			25.377	0.0133	-2.5 to 2.5	Pass
	-30		3.85	23.278	0.0122	-2.5 to 2.5	Pass
	-20		3.85	28.573	0.0150	-2.5 to 2.5	Pass
	-10		3.85	24.182	0.0127	-2.5 to 2.5	Pass
	0		3.85	25.926	0.0136	-2.5 to 2.5	Pass
	10		3.85	32.383	0.0170	-2.5 to 2.5	Pass
	30		3.85	29.283	0.0153	-2.5 to 2.5	Pass
40	3.85		27.023	0.0141	-2.5 to 2.5	Pass	
GPRS	1850.2	3.85	26.055	0.0139	-2.5 to 2.5	Pass	
		20	3.27	22.923	0.0124	-2.5 to 2.5	Pass
			3.85	26.668	0.0144	-2.5 to 2.5	Pass
			4.43	28.218	0.0153	-2.5 to 2.5	Pass
		-30	3.85	26.281	0.0142	-2.5 to 2.5	Pass
		-20	3.85	24.473	0.0132	-2.5 to 2.5	Pass
		-10	3.85	25.054	0.0135	-2.5 to 2.5	Pass
		0	3.85	33.190	0.0179	-2.5 to 2.5	Pass
		10	3.85	27.217	0.0147	-2.5 to 2.5	Pass
		30	3.85	24.150	0.0131	-2.5 to 2.5	Pass
	40	3.85	28.638	0.0155	-2.5 to 2.5	Pass	
	50	3.85	25.441	0.0138	-2.5 to 2.5	Pass	
	1880	20	3.27	32.867	0.0175	-2.5 to 2.5	Pass
			3.85	25.118	0.0134	-2.5 to 2.5	Pass
			4.43	23.214	0.0123	-2.5 to 2.5	Pass
		-30	3.85	29.122	0.0155	-2.5 to 2.5	Pass
		-20	3.85	30.801	0.0164	-2.5 to 2.5	Pass
		-10	3.85	25.829	0.0137	-2.5 to 2.5	Pass
		0	3.85	31.414	0.0167	-2.5 to 2.5	Pass
		10	3.85	27.508	0.0146	-2.5 to 2.5	Pass
		30	3.85	23.633	0.0126	-2.5 to 2.5	Pass
		40	3.85	26.119	0.0139	-2.5 to 2.5	Pass
	50	3.85	29.929	0.0159	-2.5 to 2.5	Pass	
	1909.8	20	3.27	27.249	0.0143	-2.5 to 2.5	Pass
			3.85	26.378	0.0138	-2.5 to 2.5	Pass
4.43			29.380	0.0154	-2.5 to 2.5	Pass	
-30		3.85	22.600	0.0118	-2.5 to 2.5	Pass	
-20		3.85	25.635	0.0134	-2.5 to 2.5	Pass	
-10		3.85	28.056	0.0147	-2.5 to 2.5	Pass	
0		3.85	29.316	0.0154	-2.5 to 2.5	Pass	
10		3.85	21.954	0.0115	-2.5 to 2.5	Pass	

		30	3.85	22.277	0.0117	-2.5 to 2.5	Pass
		40	3.85	21.180	0.0111	-2.5 to 2.5	Pass
		50	3.85	22.665	0.0119	-2.5 to 2.5	Pass
EGPRS	1850.2	20	3.27	27.798	0.0150	-2.5 to 2.5	Pass
			3.85	33.900	0.0183	-2.5 to 2.5	Pass
			4.43	29.864	0.0161	-2.5 to 2.5	Pass
		-30	3.85	29.703	0.0161	-2.5 to 2.5	Pass
		-20	3.85	29.671	0.0160	-2.5 to 2.5	Pass
		-10	3.85	29.703	0.0161	-2.5 to 2.5	Pass
		0	3.85	36.838	0.0199	-2.5 to 2.5	Pass
		10	3.85	25.635	0.0139	-2.5 to 2.5	Pass
		30	3.85	31.995	0.0173	-2.5 to 2.5	Pass
		40	3.85	30.575	0.0165	-2.5 to 2.5	Pass
		50	3.85	30.026	0.0162	-2.5 to 2.5	Pass
	1880	20	3.27	24.666	0.0131	-2.5 to 2.5	Pass
			3.85	27.960	0.0149	-2.5 to 2.5	Pass
			4.43	26.636	0.0142	-2.5 to 2.5	Pass
		-30	3.85	29.219	0.0155	-2.5 to 2.5	Pass
		-20	3.85	34.836	0.0185	-2.5 to 2.5	Pass
		-10	3.85	33.448	0.0178	-2.5 to 2.5	Pass
		0	3.85	29.832	0.0159	-2.5 to 2.5	Pass
		10	3.85	29.768	0.0158	-2.5 to 2.5	Pass
		30	3.85	32.996	0.0176	-2.5 to 2.5	Pass
		40	3.85	25.700	0.0137	-2.5 to 2.5	Pass
		50	3.85	29.832	0.0159	-2.5 to 2.5	Pass
	1909.8	20	3.27	30.187	0.0158	-2.5 to 2.5	Pass
			3.85	29.929	0.0157	-2.5 to 2.5	Pass
			4.43	24.925	0.0131	-2.5 to 2.5	Pass
		-30	3.85	29.219	0.0153	-2.5 to 2.5	Pass
		-20	3.85	26.604	0.0139	-2.5 to 2.5	Pass
		-10	3.85	33.158	0.0174	-2.5 to 2.5	Pass
		0	3.85	23.407	0.0123	-2.5 to 2.5	Pass
		10	3.85	26.604	0.0139	-2.5 to 2.5	Pass
30		3.85	24.957	0.0131	-2.5 to 2.5	Pass	
40		3.85	20.437	0.0107	-2.5 to 2.5	Pass	
50		3.85	31.156	0.0163	-2.5 to 2.5	Pass	

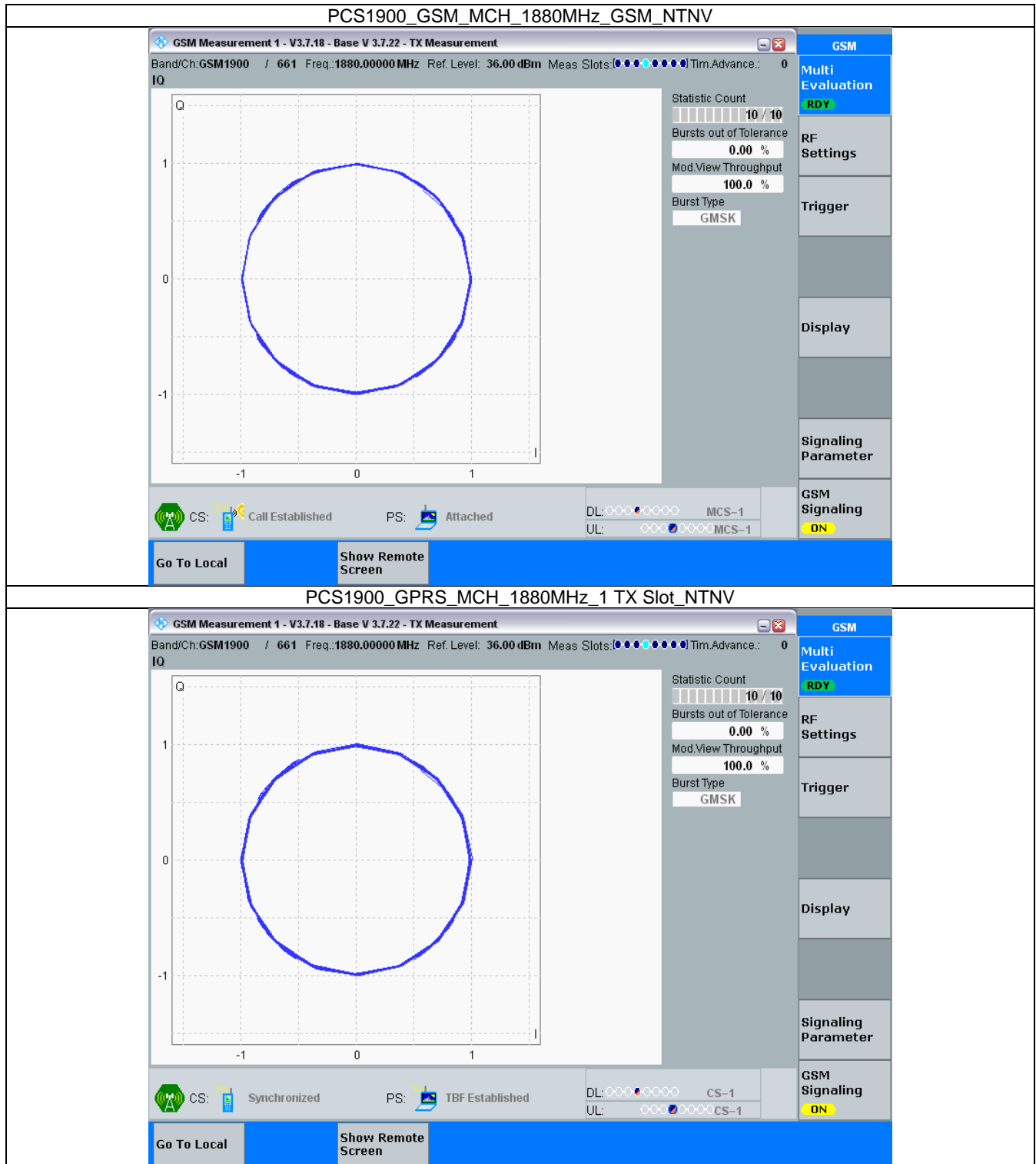
3. Modulation Characteristics

3.1 PCS1900

3.1.1 Test Result

Band: PCS1900						
ENV	Mode		Frequency (MHz)	Modulation Characteristics		Verdict
	Network	Subset		Result	Limit	
NTNV	GSM	GSM	1880	Refer To Test Graph		Pass
	GPRS	1 TX Slot	1880	Refer To Test Graph		Pass
	EGPRS	1 TX Slot	1880	Refer To Test Graph		Pass

3.1.2 Test Graph

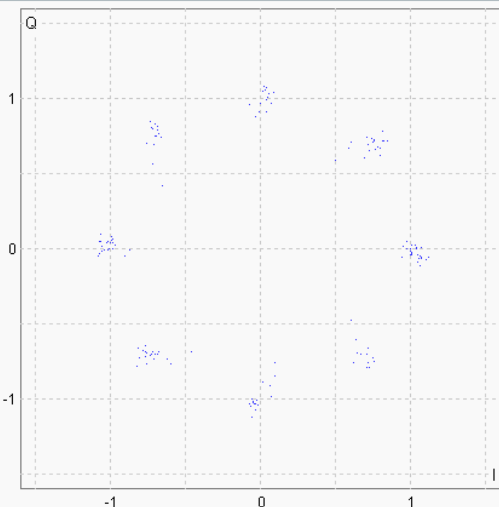


PCS1900_EGPRS_MCH_1880MHz_1 TX Slot_NTNV

GSM Measurement 1 - V3.7.18 - Base V 3.7.22 - TX Measurement

Band/Ch: GSM1900 / 661 Freq.: 1880.00000 MHz Ref. Level: 39.23 dBm Meas Slots: [●●●●●●●●] Tim. Advance.: 0

IQ



Statistic Count: 10 / 10
Bursts out of Tolerance: 0.00 %
Mod. View Throughput: 100.0 %
Burst Type: 8PSK

CS: Synchronized **PS:** TBF Established
DL: ○○○○○○ MCS-5
UL: ○○○○○○ MCS-5

Go To Local **Show Remote Screen**

GSM
Multi Evaluation RDY
RF Settings
Trigger
Display
Signaling Parameter
GSM Signaling ON

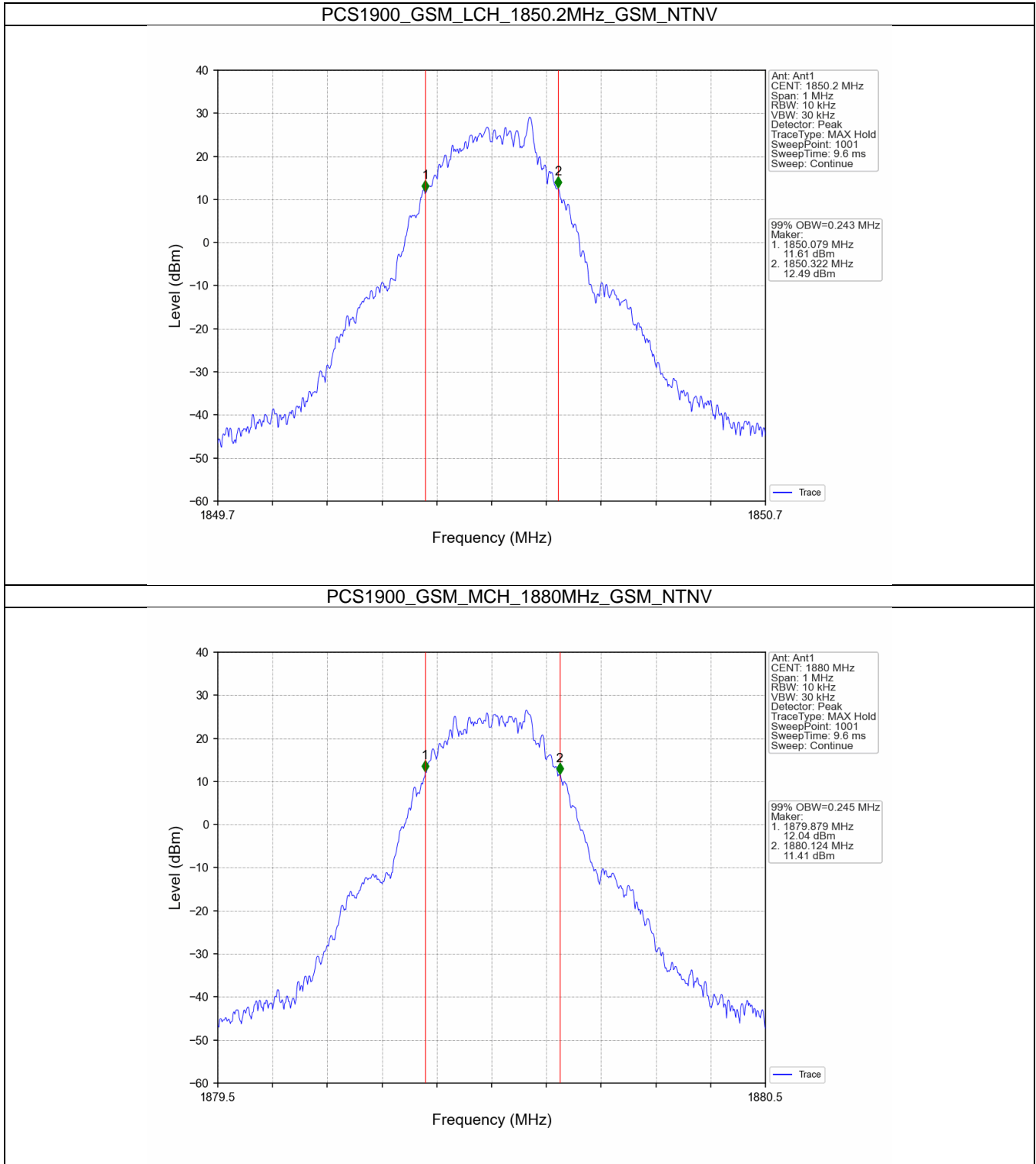
4. 99% & 26dB Bandwidth

4.1 PCS1900_OBW

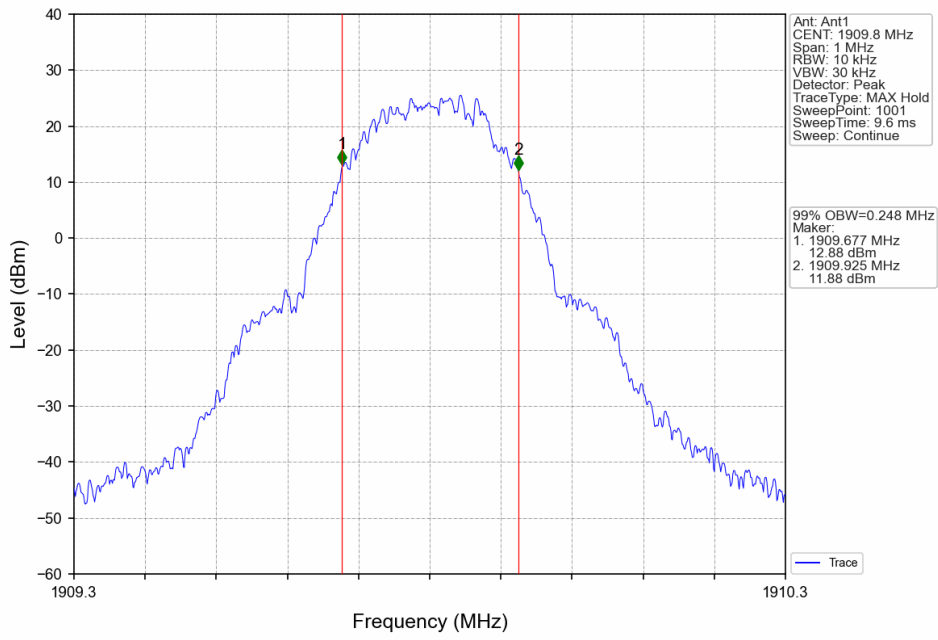
4.1.1 Test Result

Band: PCS1900					
ENV	Mode		Frequency (MHz)	99% Occupied Bandwidth (MHz)	Verdict
	Network	Subset		Result	
NTNV	GSM	GSM	1850.2	0.243	Pass
			1880	0.245	Pass
			1909.8	0.248	Pass
	GPRS	1 TX Slot	1850.2	0.244	Pass
			1880	0.244	Pass
			1909.8	0.245	Pass
	EGPRS	1 TX Slot	1850.2	0.252	Pass
			1880	0.251	Pass
			1909.8	0.253	Pass

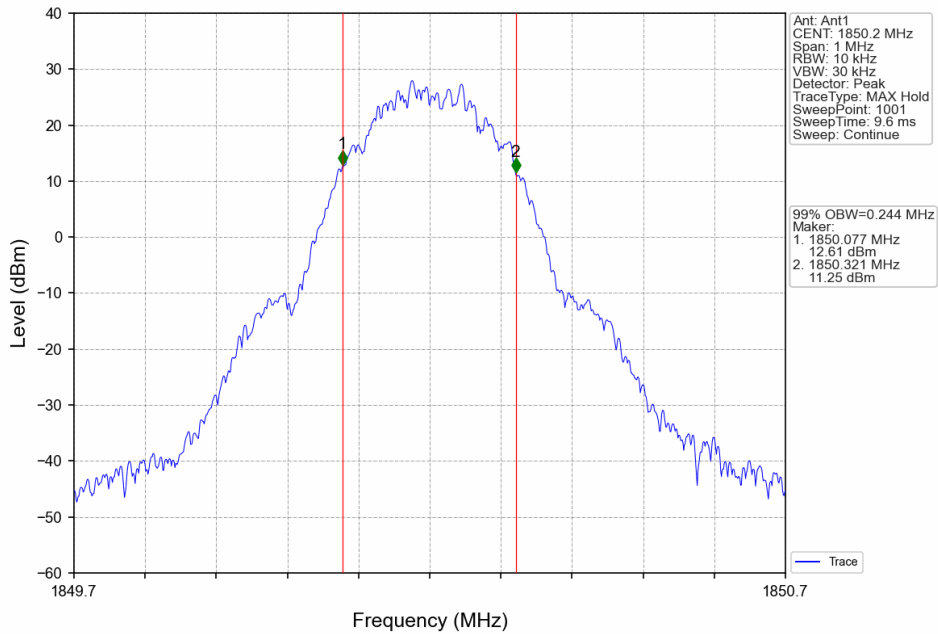
4.1.2 Test Graph



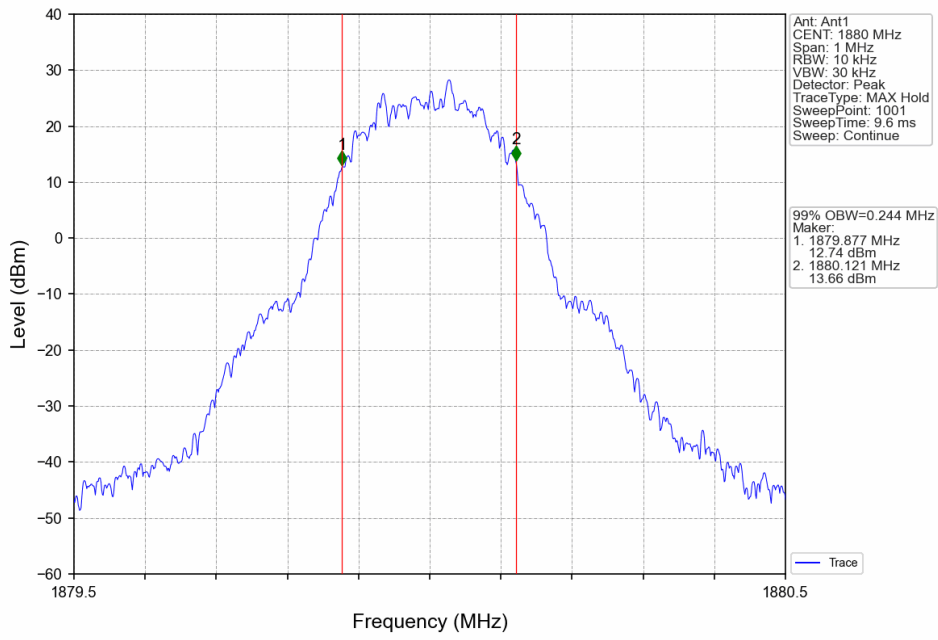
PCS1900_GSM_HCH_1909.8MHz_GSM_NTNV



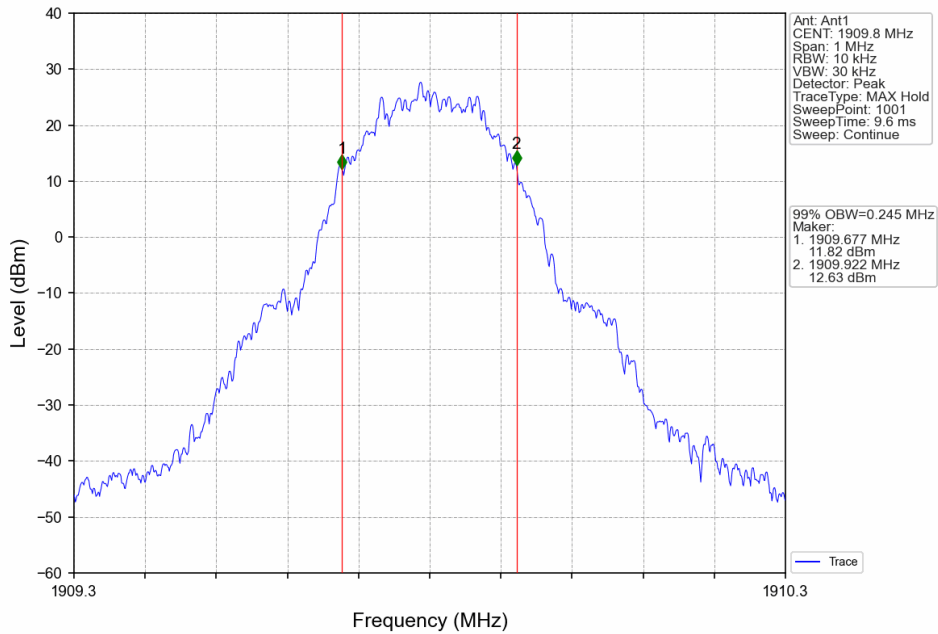
PCS1900_GPRS_LCH_1850.2MHz_1 TX Slot_NTNV



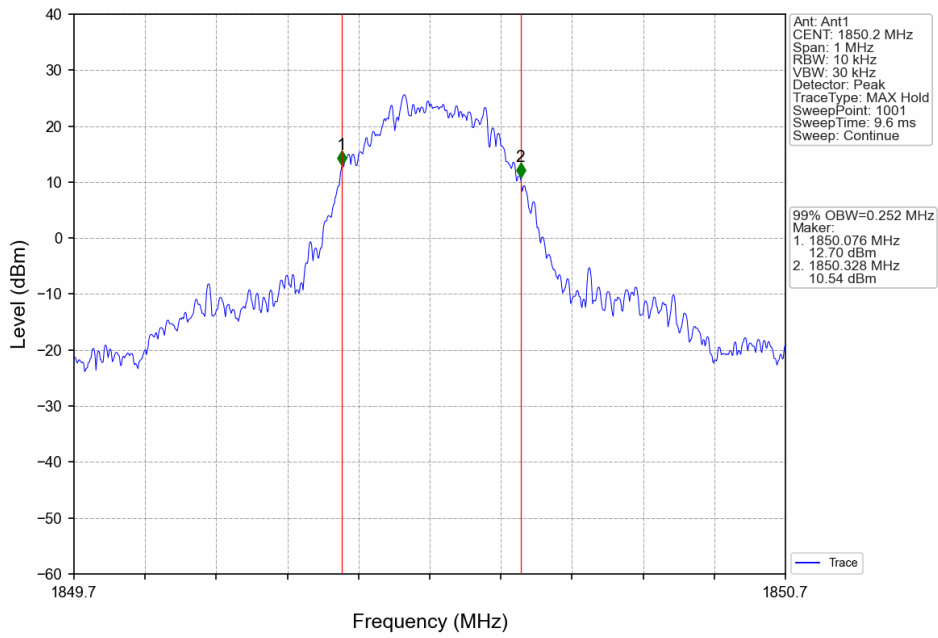
PCS1900_GPRS_MCH_1880MHz_1 TX Slot_NTNV



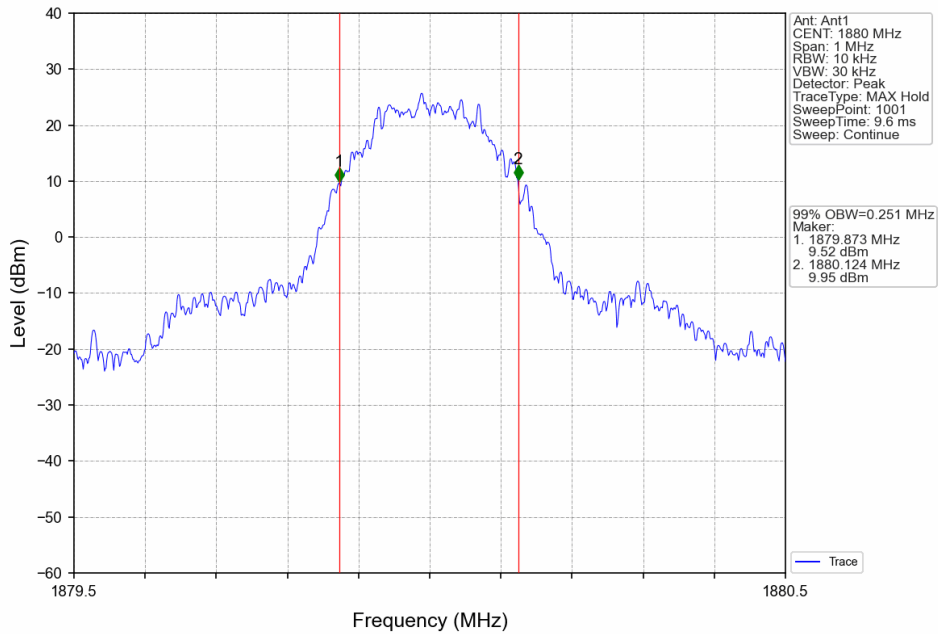
PCS1900_GPRS_HCH_1909.8MHz_1 TX Slot_NTNV



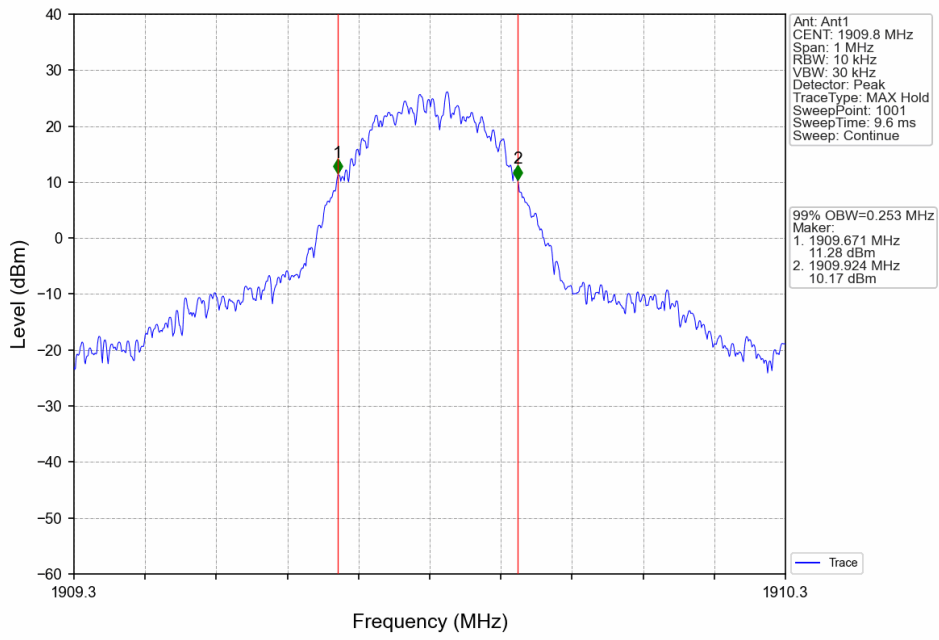
PCS1900_EGPRS_LCH_1850.2MHz_1 TX Slot_NTNV



PCS1900_EGPRS_MCH_1880MHz_1 TX Slot_NTNV



PCS1900_EGPRS_HCH_1909.8MHz_1 TX Slot_NTNV

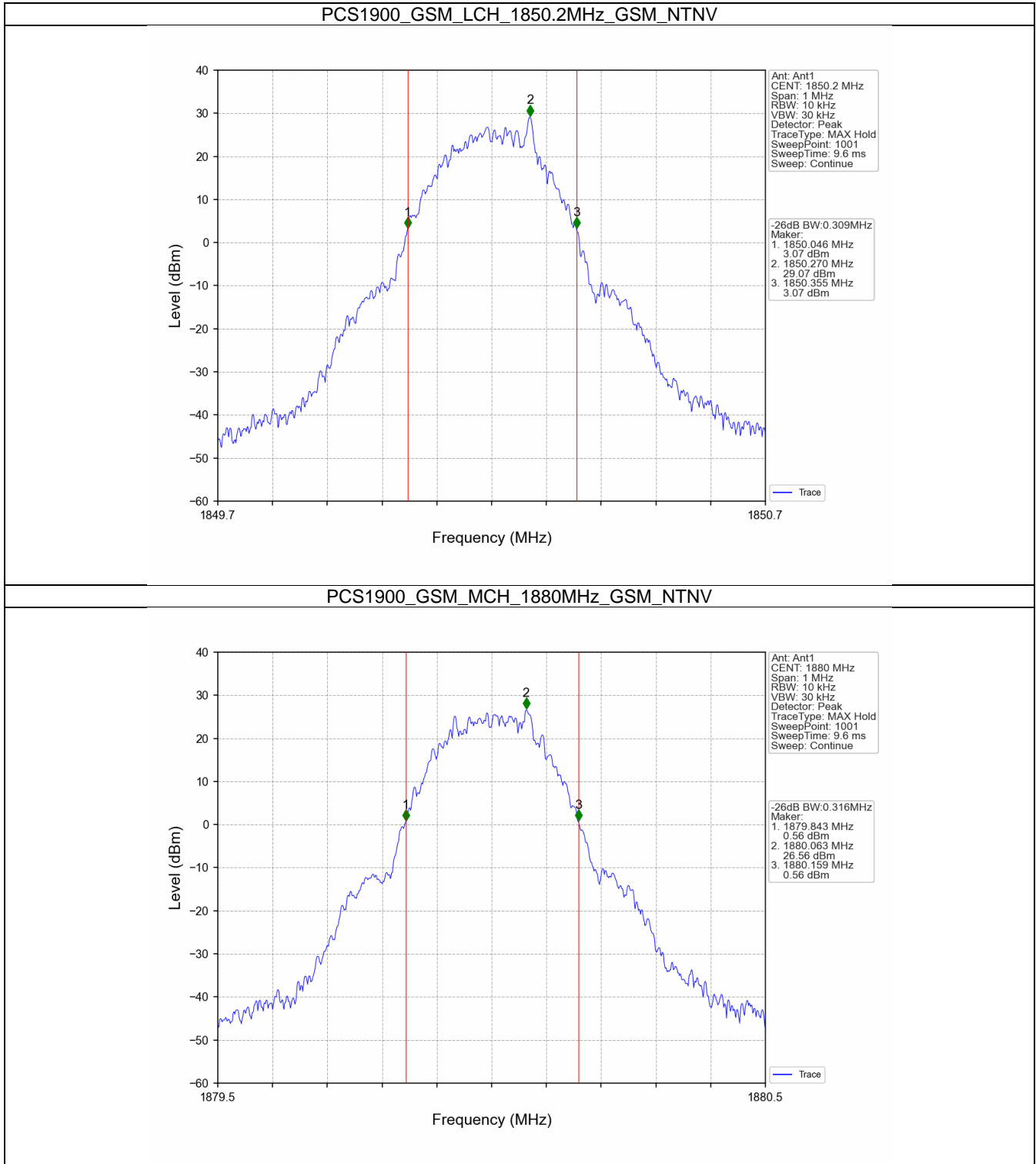


4.2 PCS1900_XDB

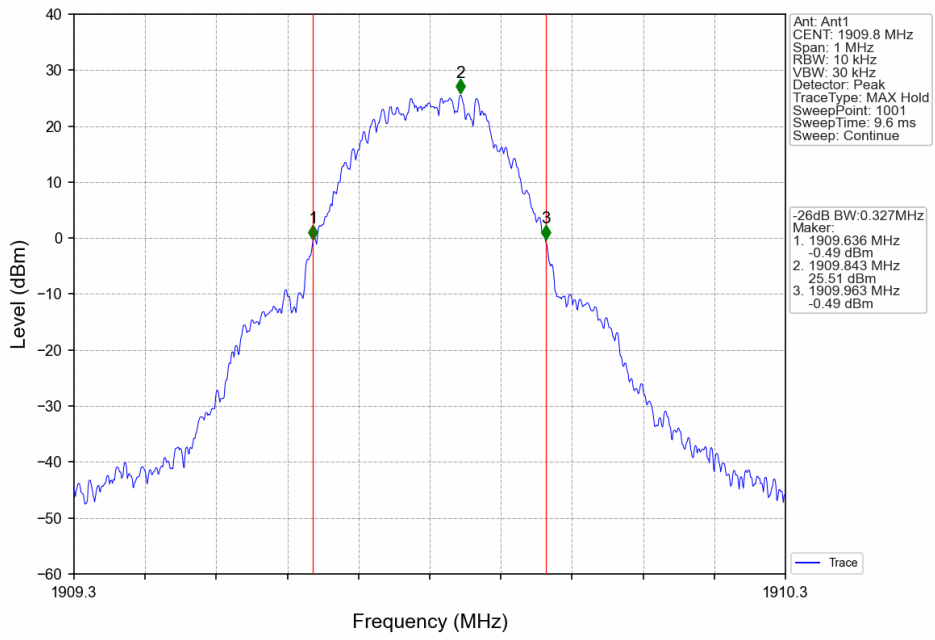
4.2.1 Test Result

Band: PCS1900					
ENV	Mode		Frequency (MHz)	26dB Bandwidth (MHz)	Verdict
	Network	Subset		Result	
NTNV	GSM	GSM	1850.2	0.309	Pass
			1880	0.316	Pass
			1909.8	0.327	Pass
	GPRS	1 TX Slot	1850.2	0.308	Pass
			1880	0.316	Pass
			1909.8	0.312	Pass
	EGPRS	1 TX Slot	1850.2	0.312	Pass
			1880	0.319	Pass
			1909.8	0.318	Pass

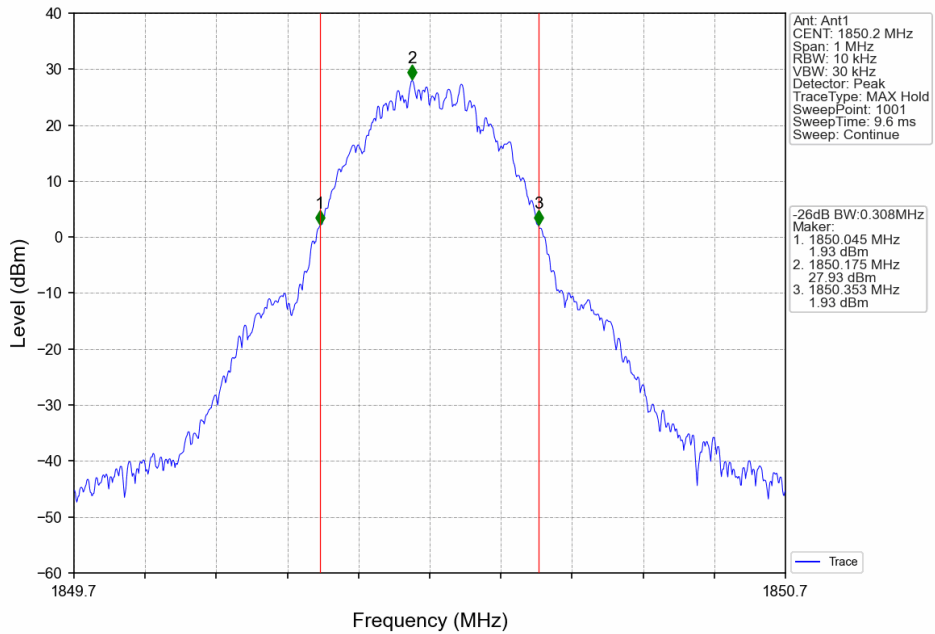
4.2.2 Test Graph



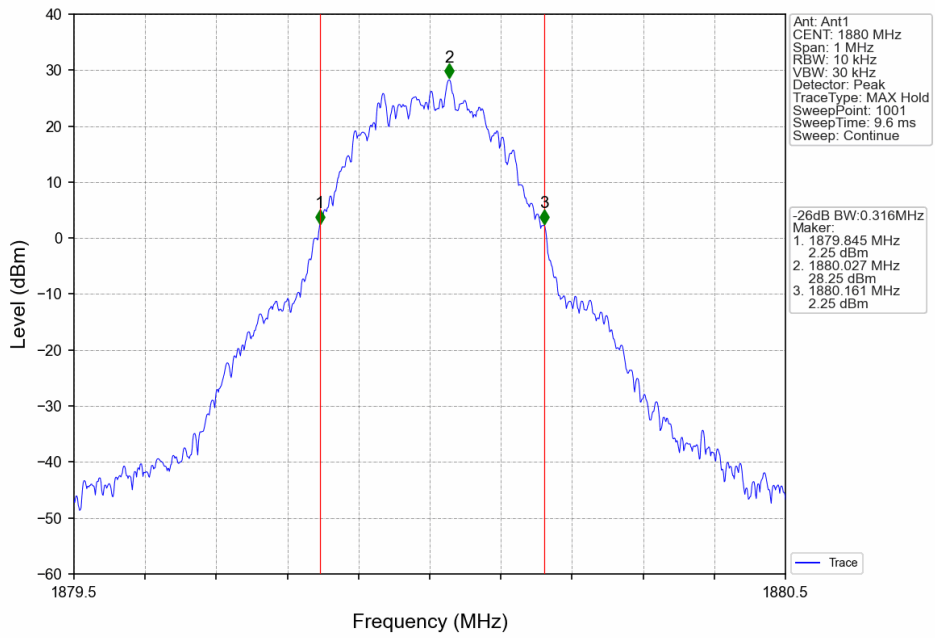
PCS1900_GSM_HCH_1909.8MHz_GSM_NTNV



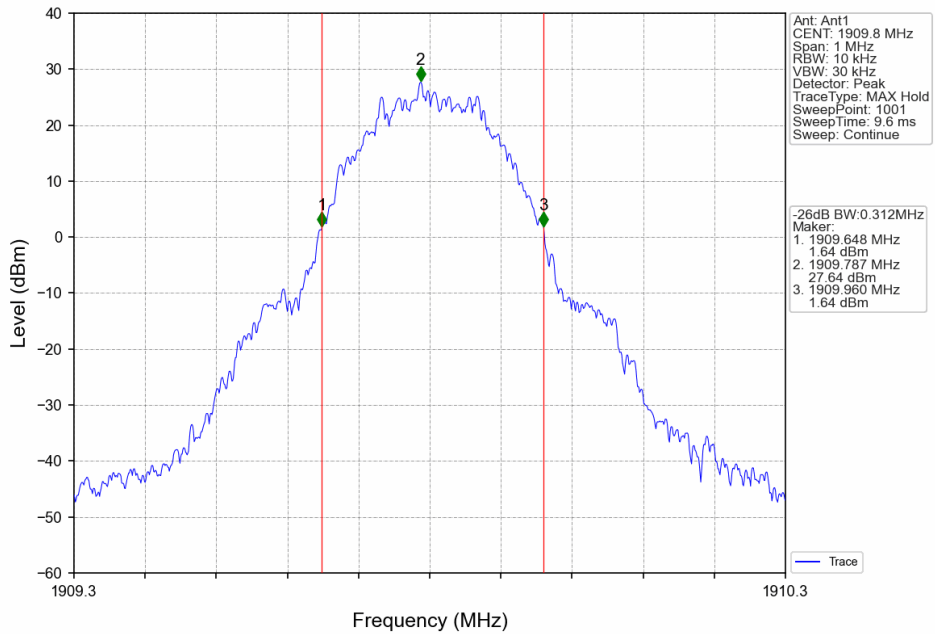
PCS1900_GPRS_LCH_1850.2MHz_1 TX Slot_NTNV



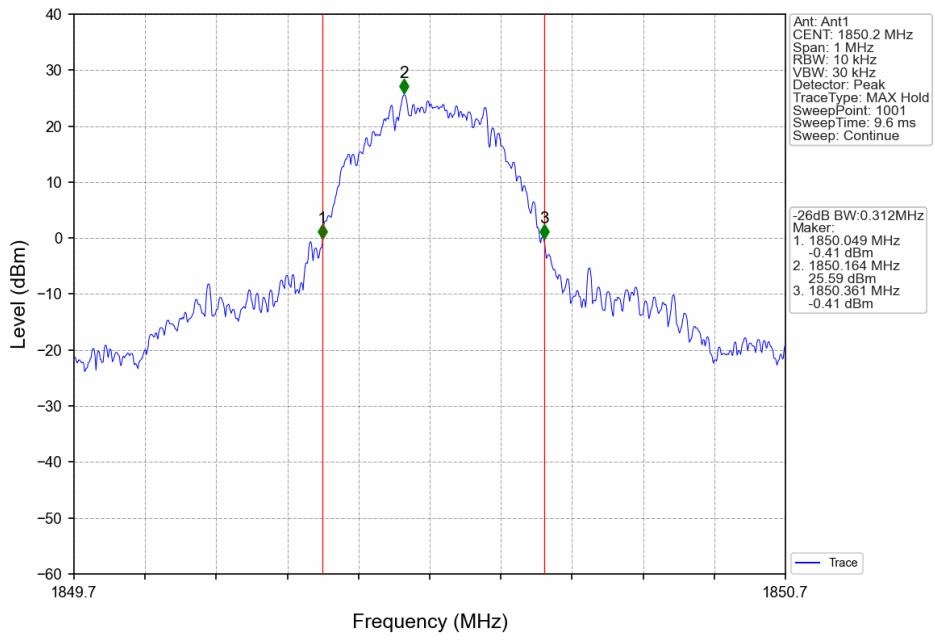
PCS1900_GPRS_MCH_1880MHz_1 TX Slot_NTNV



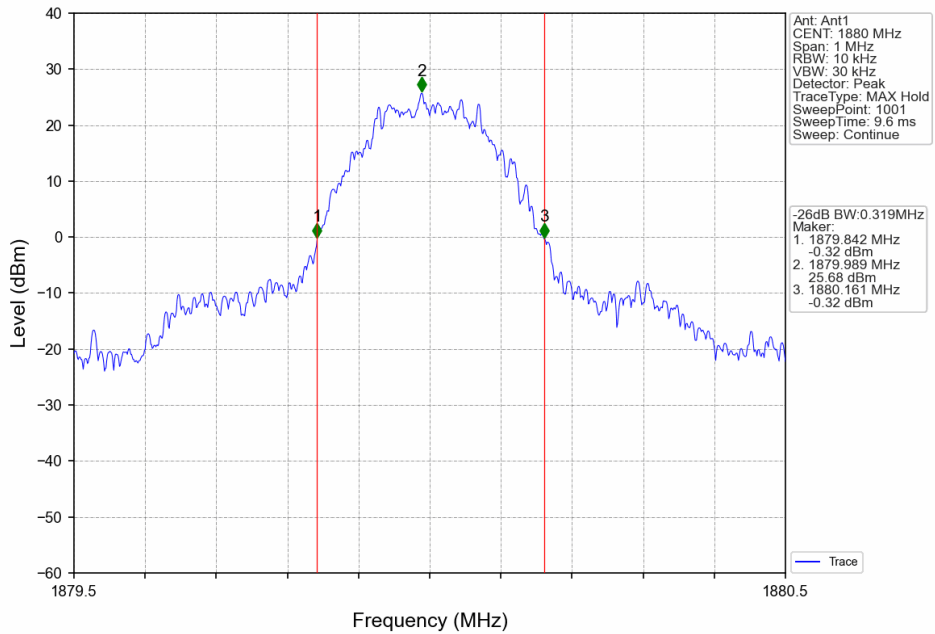
PCS1900_GPRS_HCH_1909.8MHz_1 TX Slot_NTNV



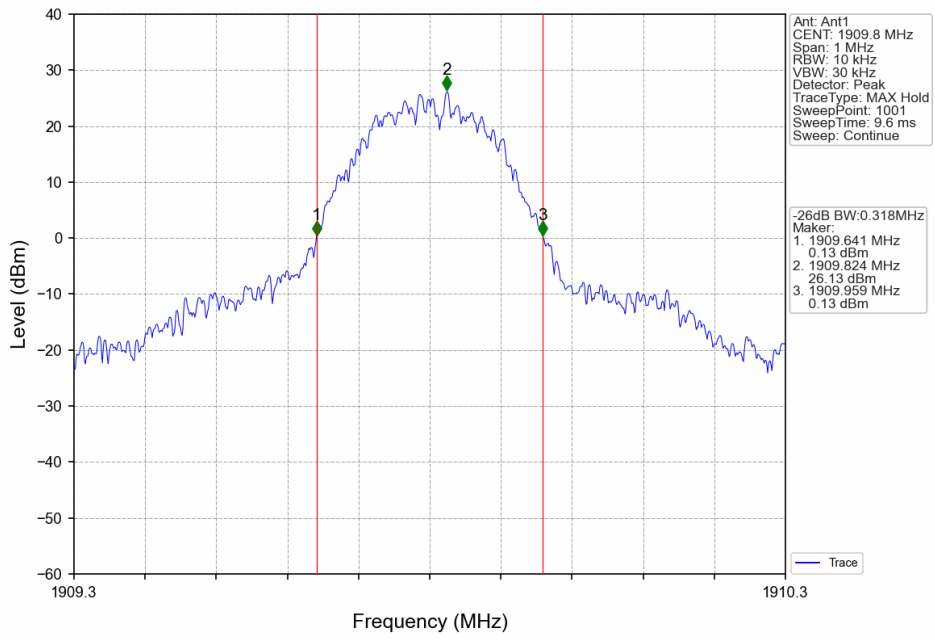
PCS1900_EGPRS_LCH_1850.2MHz_1 TX Slot_NTNV



PCS1900_EGPRS_MCH_1880MHz_1 TX Slot_NTNV



PCS1900_EGPRS_HCH_1909.8MHz_1 TX Slot_NTNV



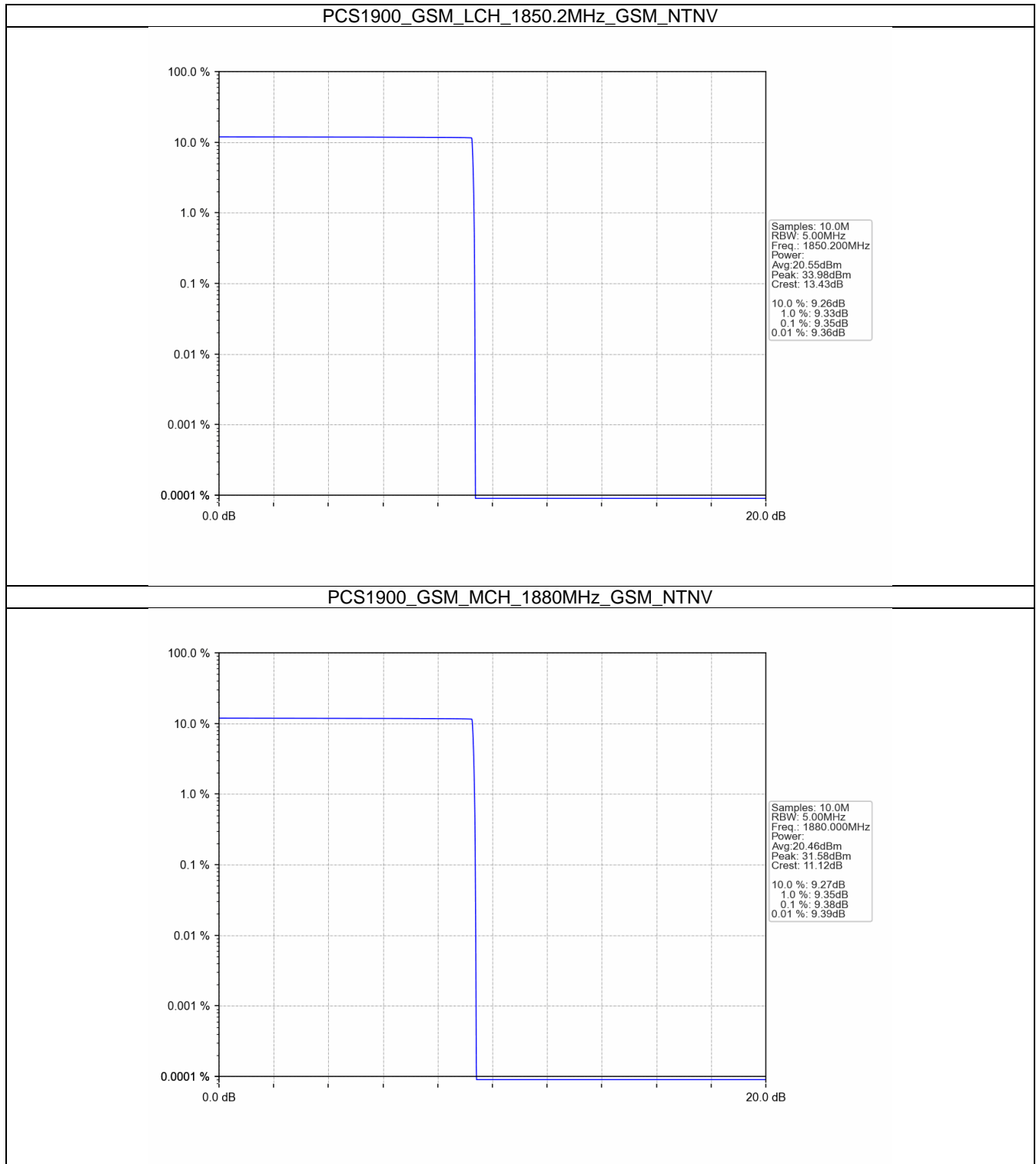
5. Peak-Average Ratio

5.1 PCS1900

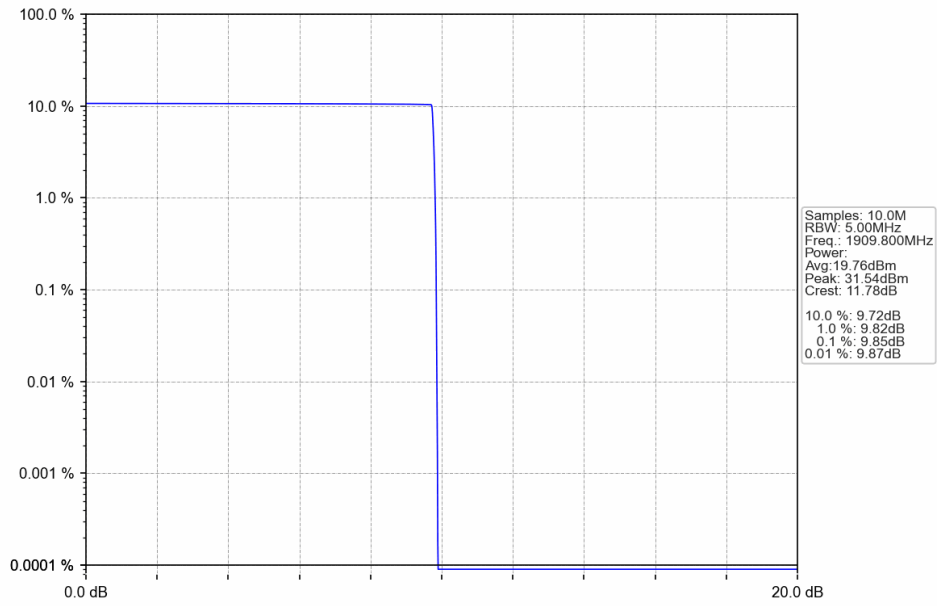
5.1.1 Test Result

Band: PCS1900						
ENV	Mode		Frequency (MHz)	Peak-Average Ratio (dB)		Verdict
	Network	Subset		Result	Limit	
NTNV	GSM	GSM	1850.2	9.35	<=13	Pass
			1880	9.38	<=13	Pass
			1909.8	9.85	<=13	Pass
	GPRS	4 TX Slots	1850.2	3.70	<=13	Pass
			1880	3.69	<=13	Pass
			1909.8	3.63	<=13	Pass
	EGPRS	4 TX Slots	1850.2	7.31	<=13	Pass
			1880	7.13	<=13	Pass
			1909.8	7.20	<=13	Pass

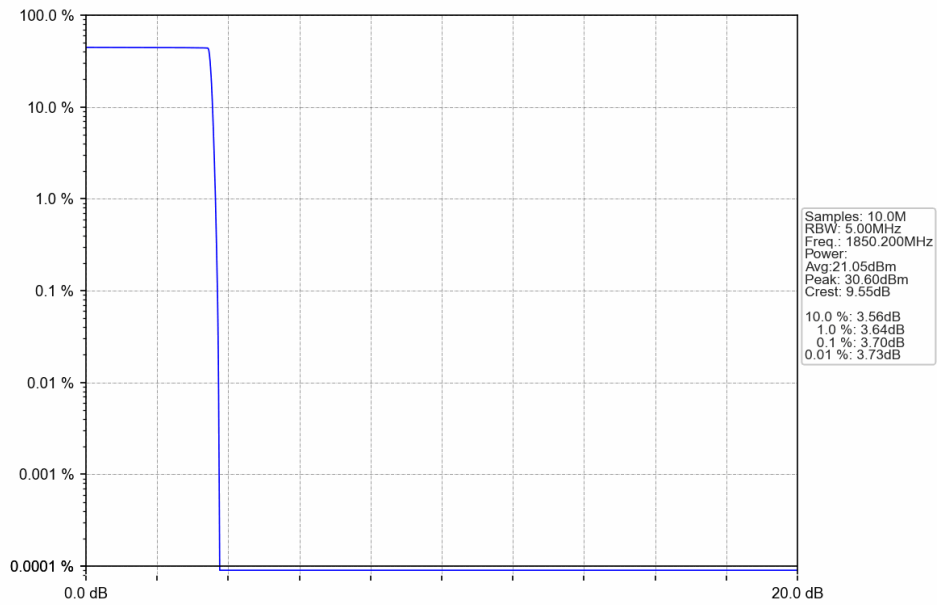
5.1.2 Test Graph



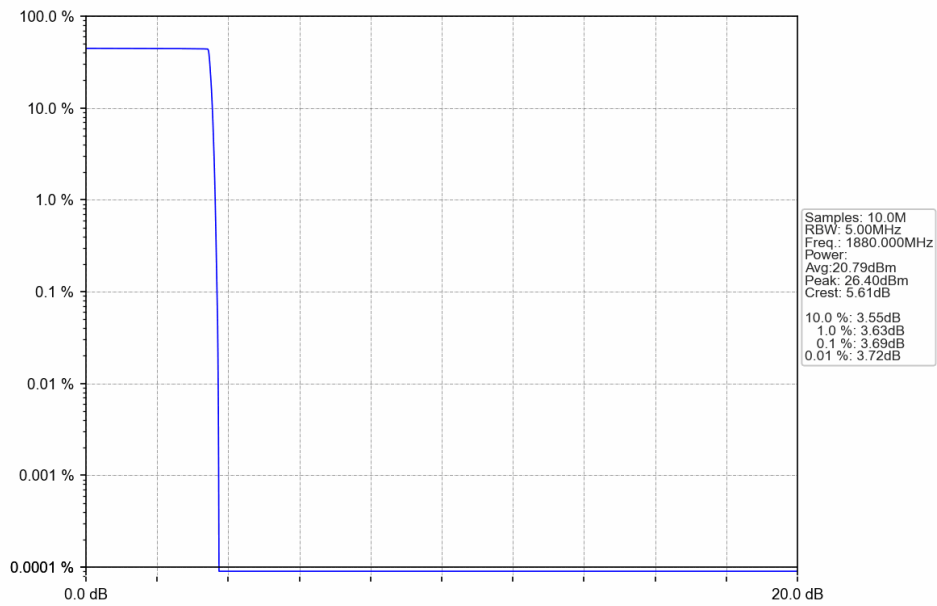
PCS1900_GSM_HCH_1909.8MHz_GSM_NTNV



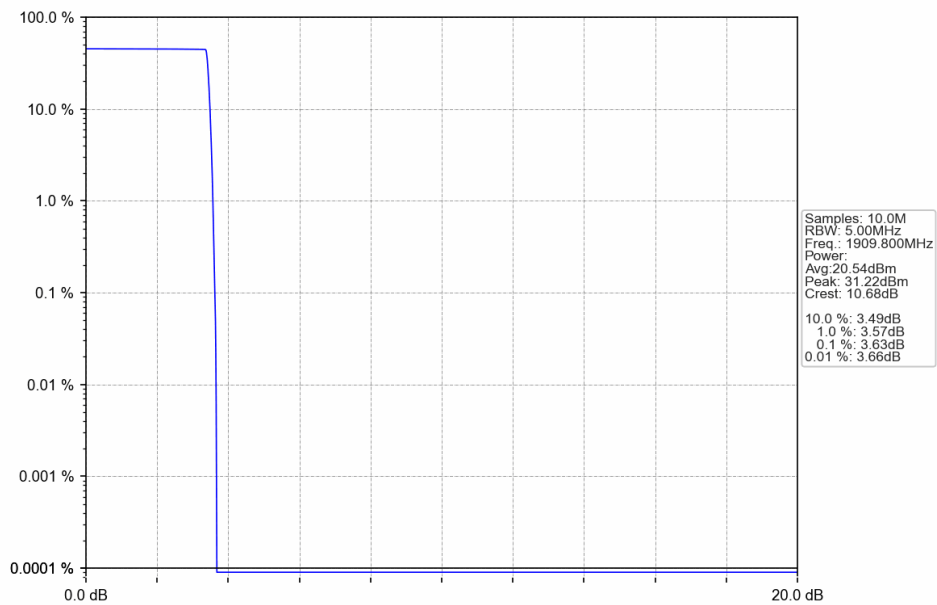
PCS1900_GPRS_LCH_1850.2MHz_4 TX Slots_NTNV



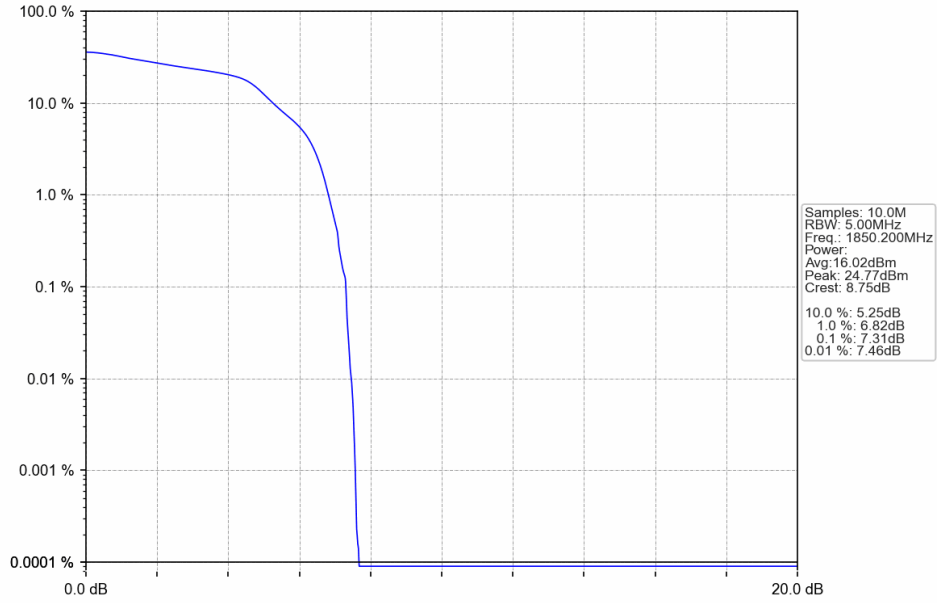
PCS1900_GPRS_MCH_1880MHz_4 TX Slots_NTNV



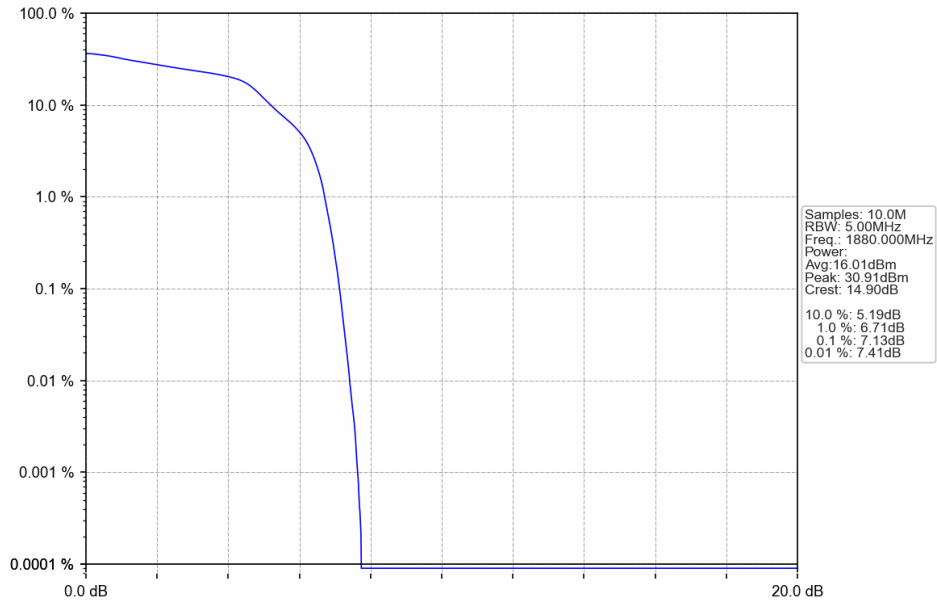
PCS1900_GPRS_HCH_1909.8MHz_4 TX Slots_NTNV



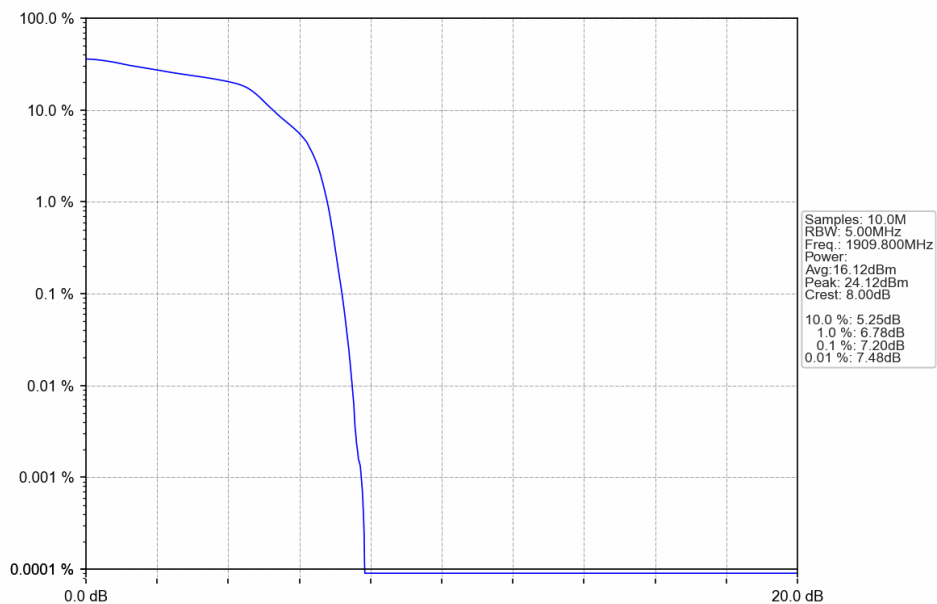
PCS1900_EGPRS_LCH_1850.2MHz_4 TX Slots_NTNV



PCS1900_EGPRS_MCH_1880MHz_4 TX Slots_NTNV



PCS1900_EGPRS_HCH_1909.8MHz_4 TX Slots_NTNV



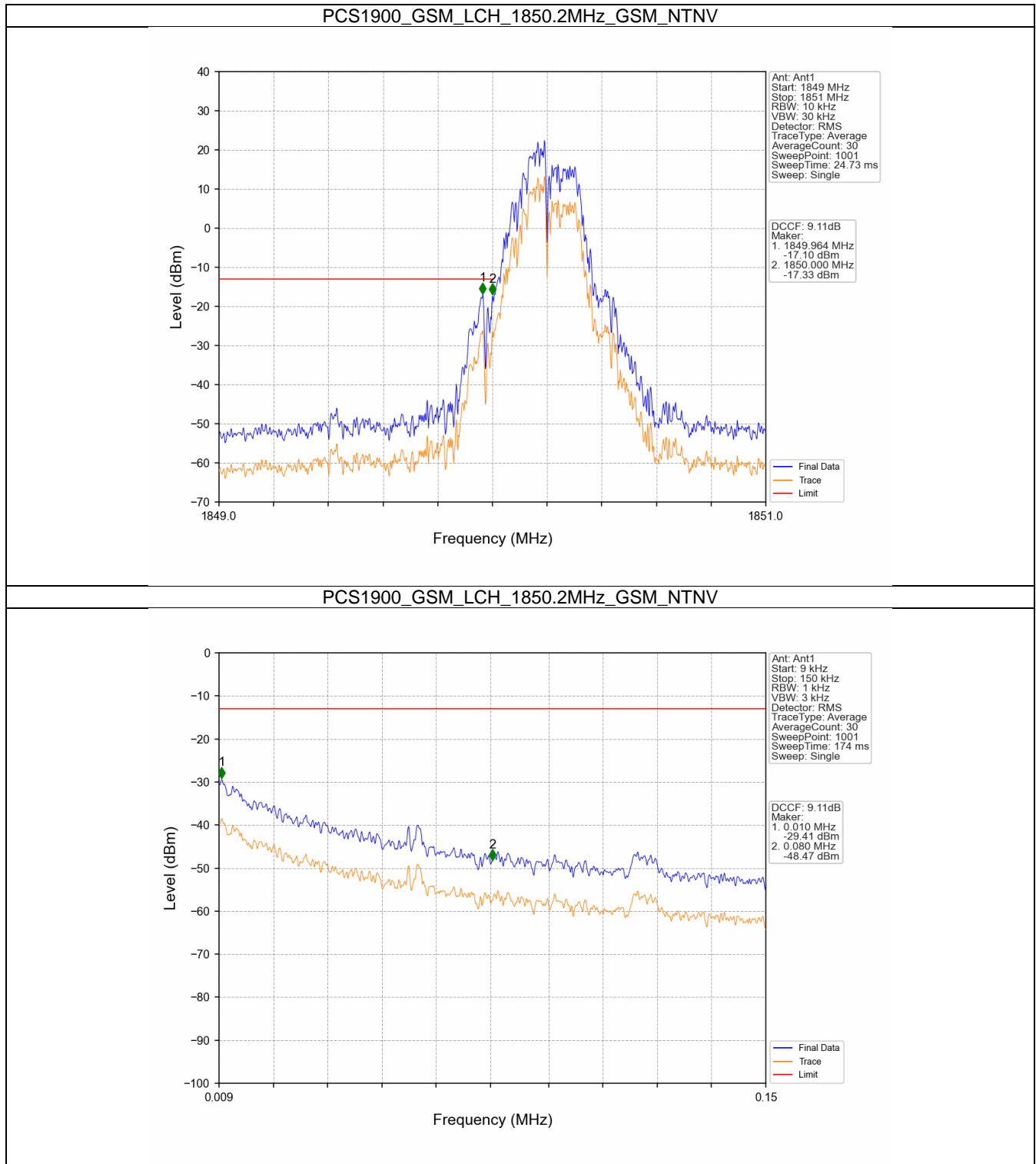
6. Spurious Emission

6.1 PCS1900

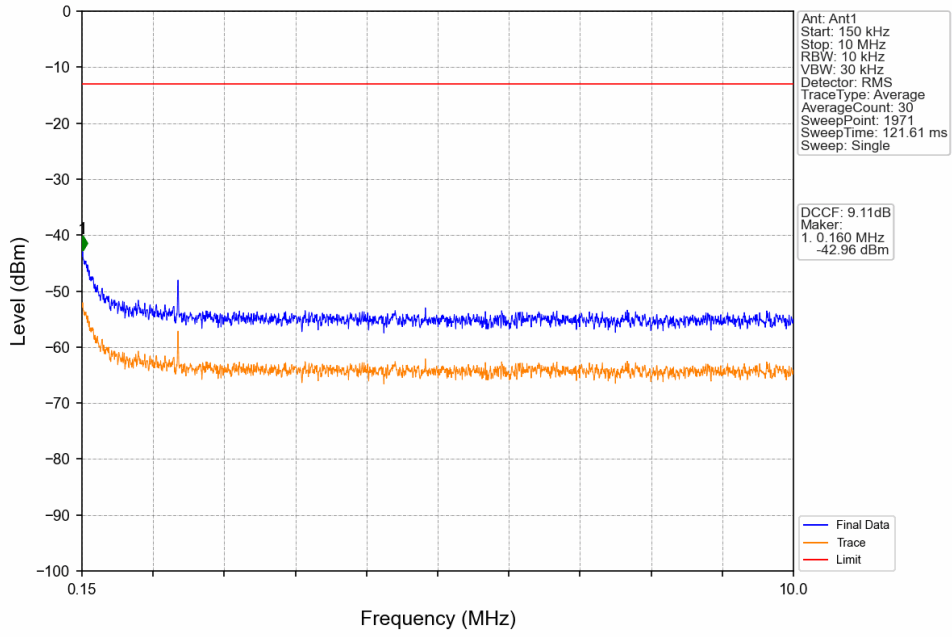
6.1.1 Test Result

Band: PCS1900						
ENV	Mode		Frequency (MHz)	Spurious Emission		Verdict
	Network	Subset		Result	Limit	
NTNV	GSM	GSM	1850.2	Refer To Test Graph		Pass
			1880	Refer To Test Graph		Pass
			1909.8	Refer To Test Graph		Pass
	GPRS	1 TX Slot	1850.2	Refer To Test Graph		Pass
			1880	Refer To Test Graph		Pass
			1909.8	Refer To Test Graph		Pass
	EGPRS	1 TX Slot	1850.2	Refer To Test Graph		Pass
			1880	Refer To Test Graph		Pass
			1909.8	Refer To Test Graph		Pass

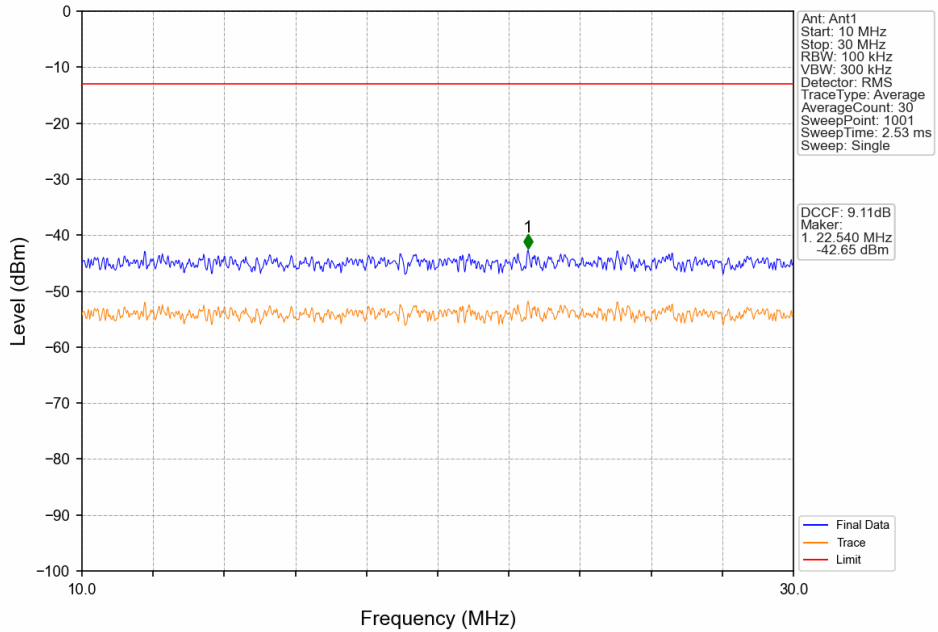
6.1.2 Test Graph



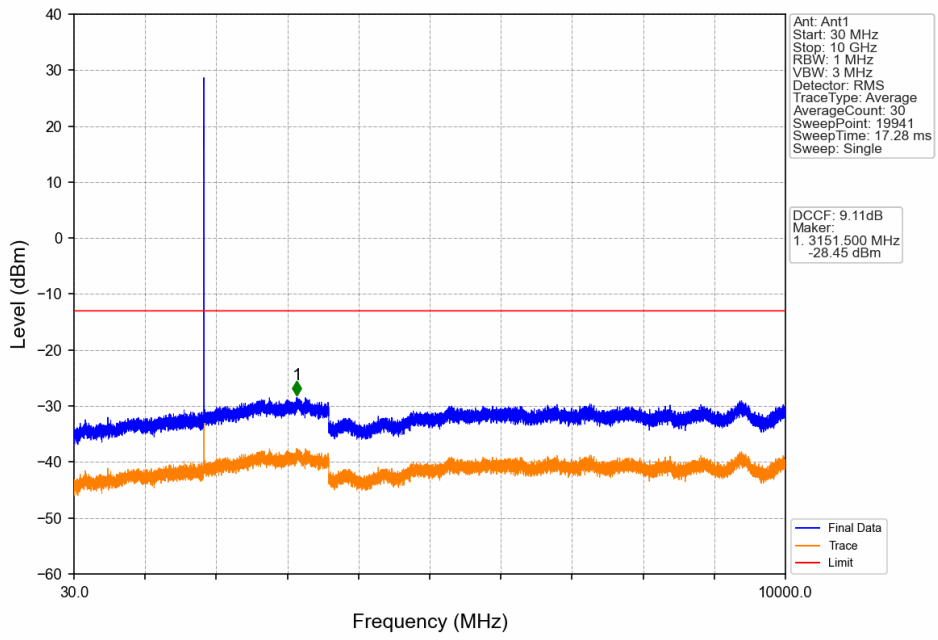
PCS1900_GSM_LCH_1850.2MHz_GSM_NTNV



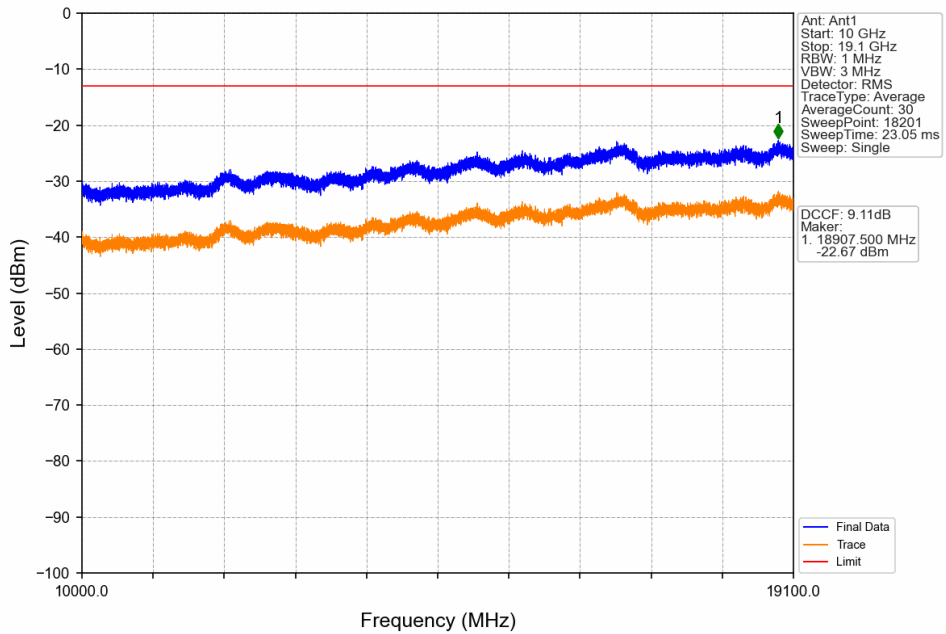
PCS1900_GSM_LCH_1850.2MHz_GSM_NTNV



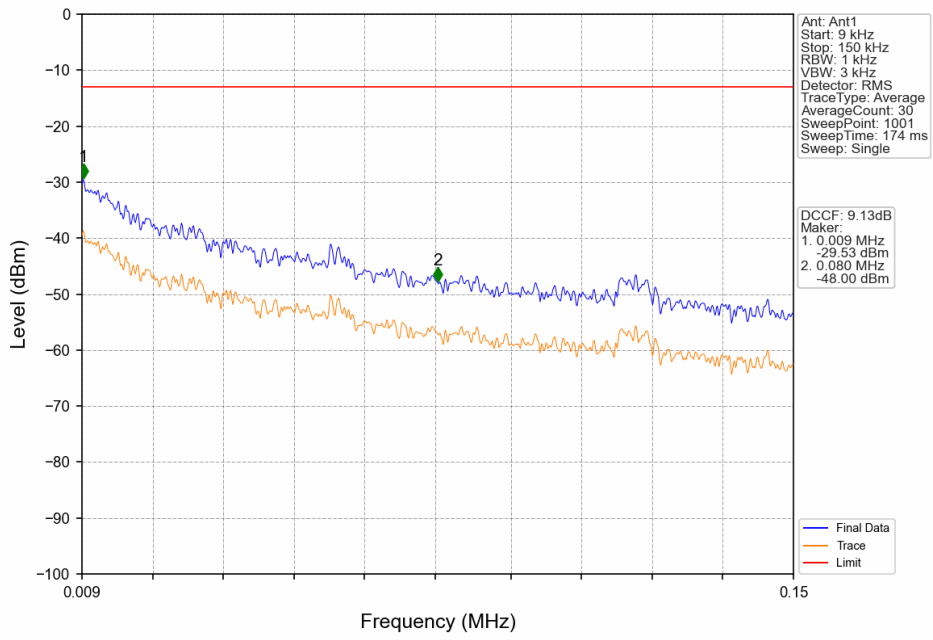
PCS1900_GSM_LCH_1850.2MHz_GSM_NTNV



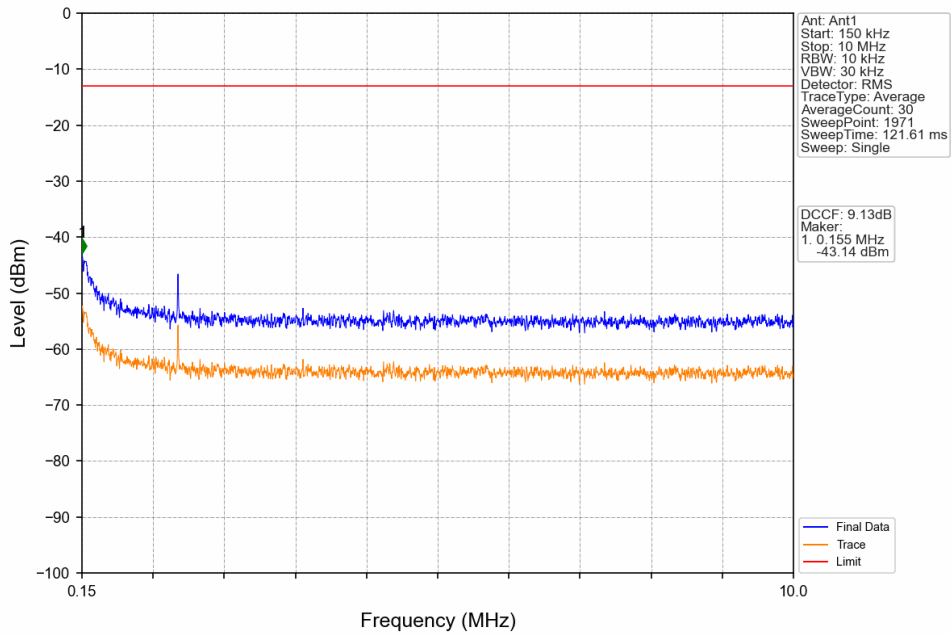
PCS1900_GSM_LCH_1850.2MHz_GSM_NTNV



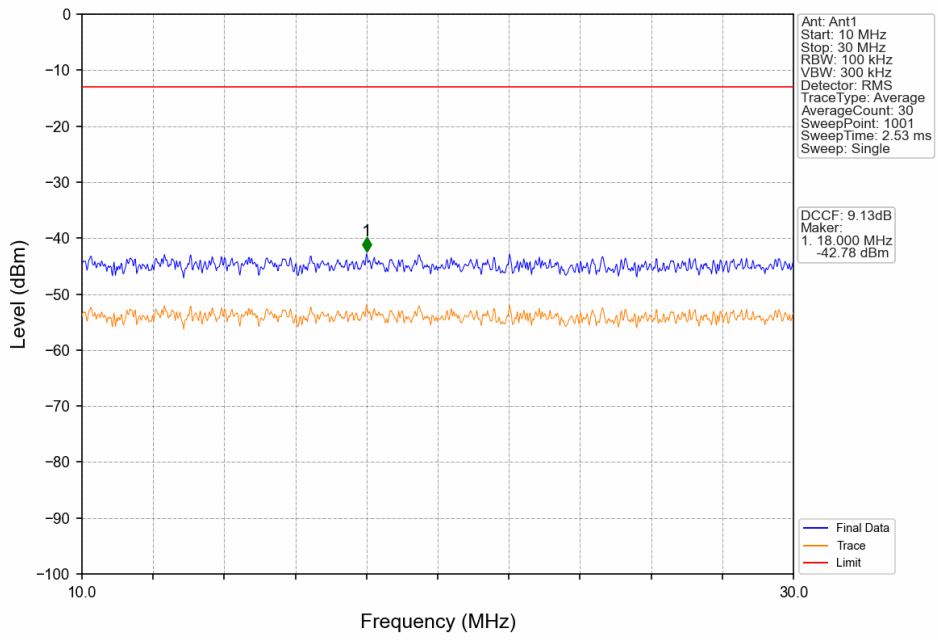
PCS1900_GSM_MCH_1880MHz_GSM_NTNV



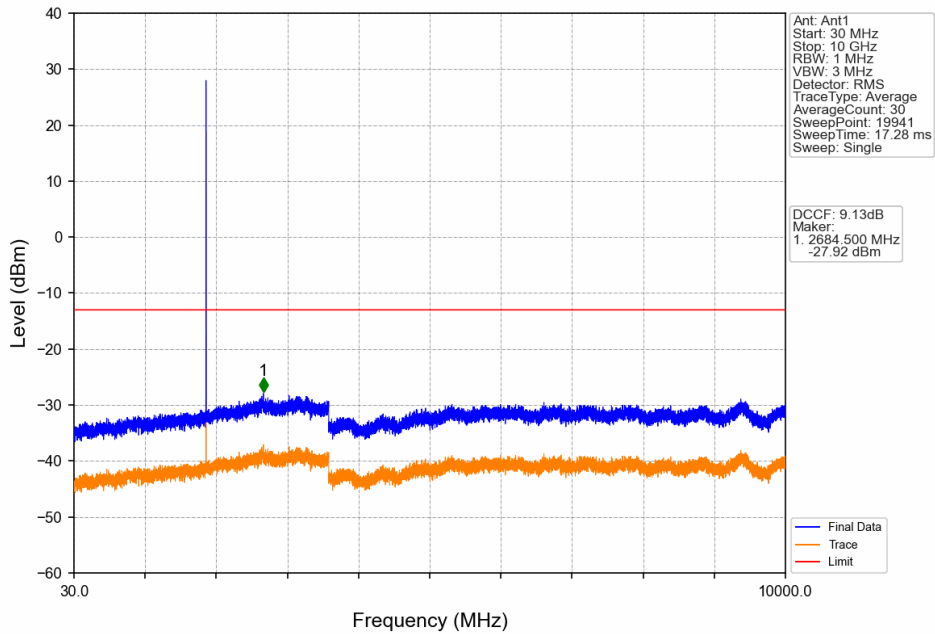
PCS1900_GSM_MCH_1880MHz_GSM_NTNV



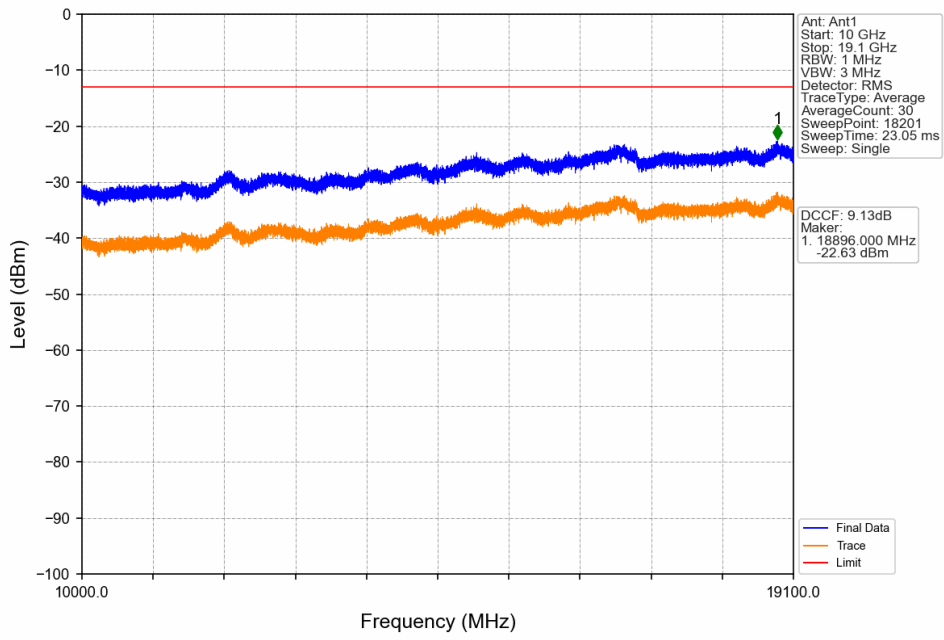
PCS1900_GSM_MCH_1880MHz_GSM_NTNV



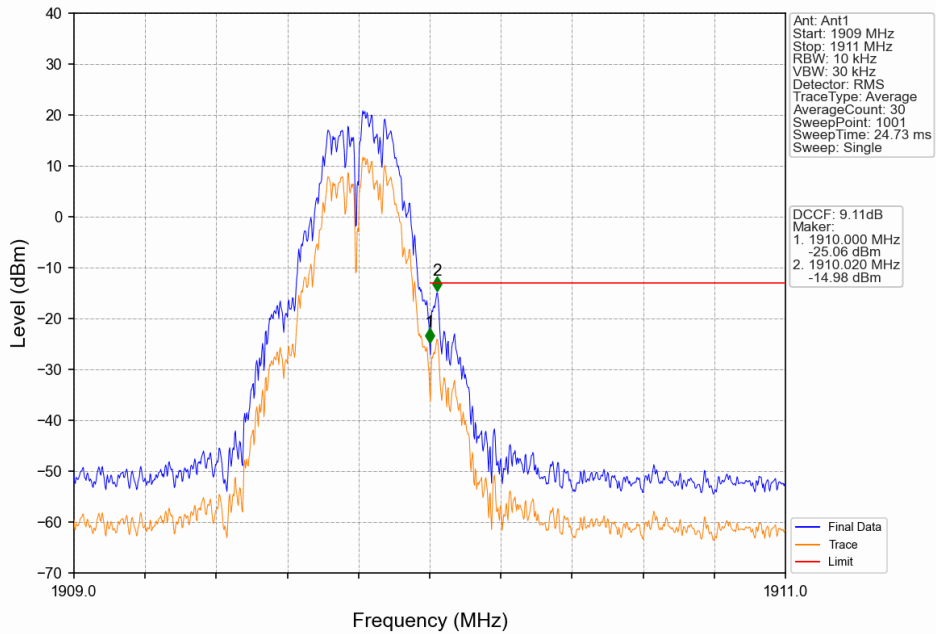
PCS1900_GSM_MCH_1880MHz_GSM_NTNV



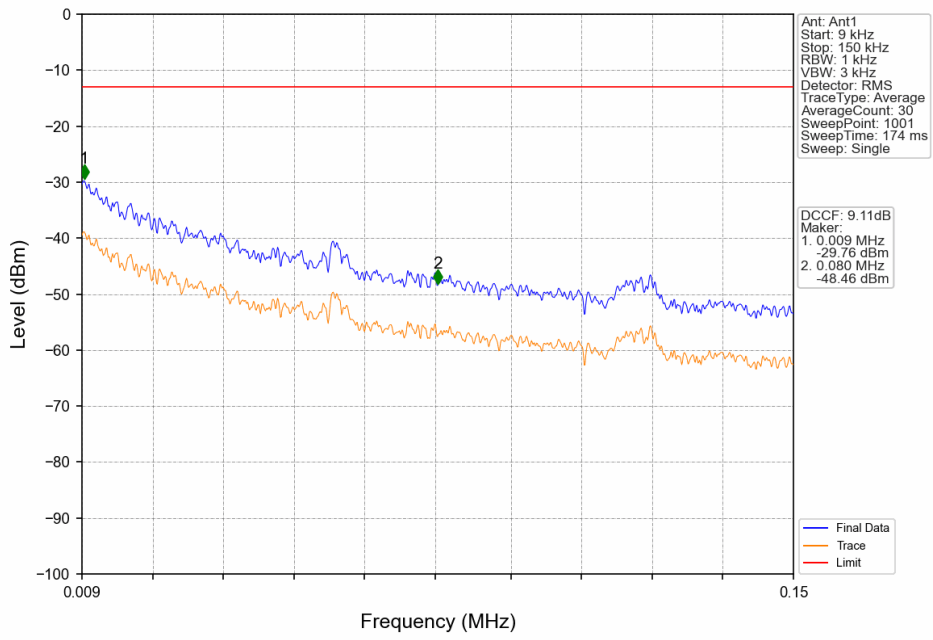
PCS1900_GSM_MCH_1880MHz_GSM_NTNV



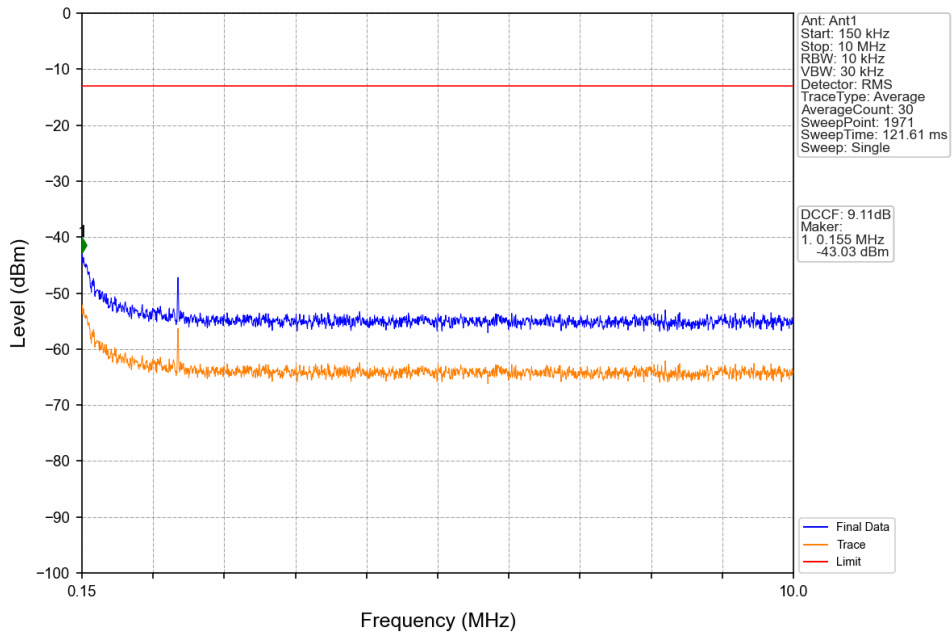
PCS1900_GSM_HCH_1909.8MHz_GSM_NTNV



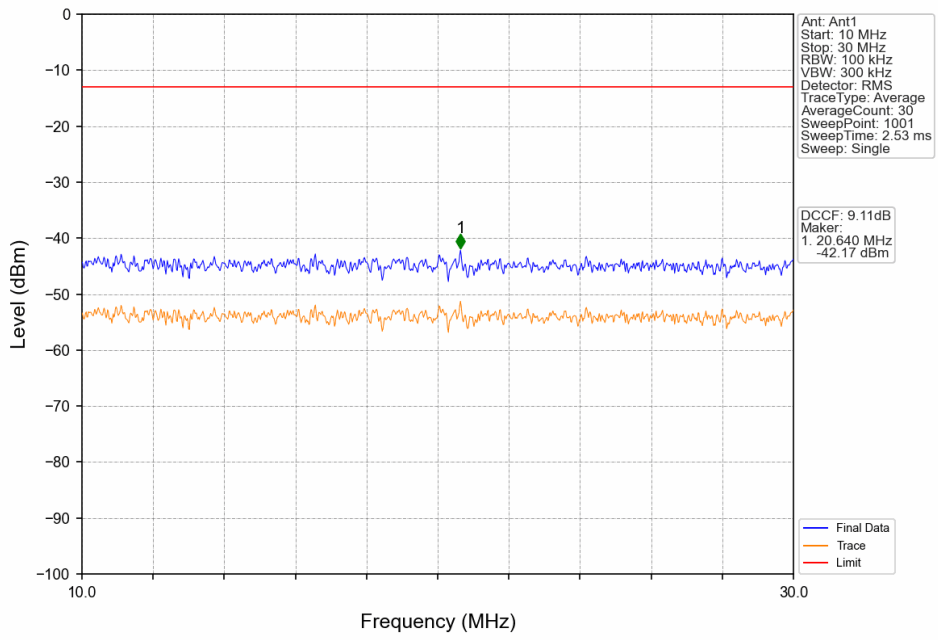
PCS1900_GSM_HCH_1909.8MHz_GSM_NTNV



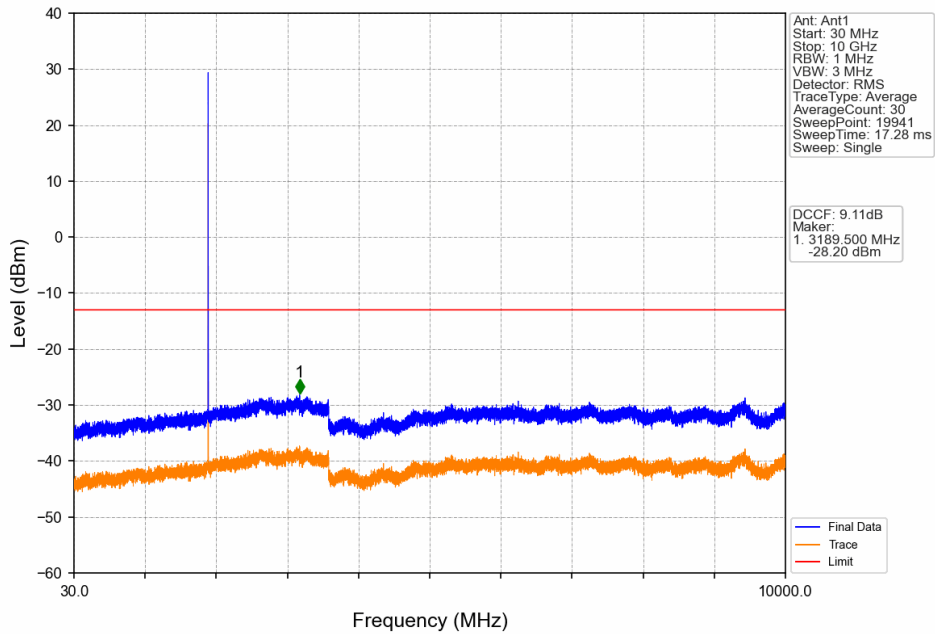
PCS1900_GSM_HCH_1909.8MHz_GSM_NTNV



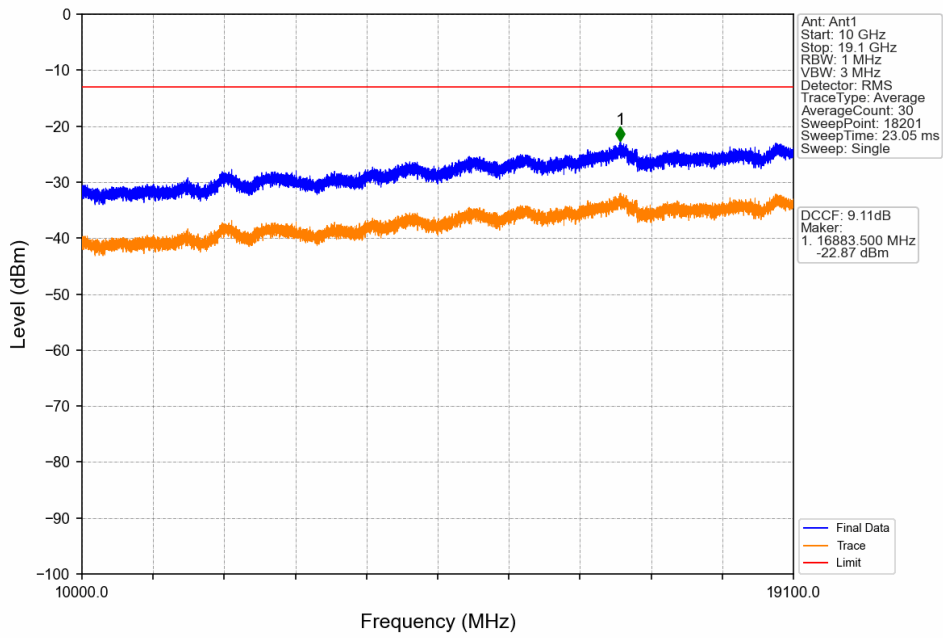
PCS1900_GSM_HCH_1909.8MHz_GSM_NTNV



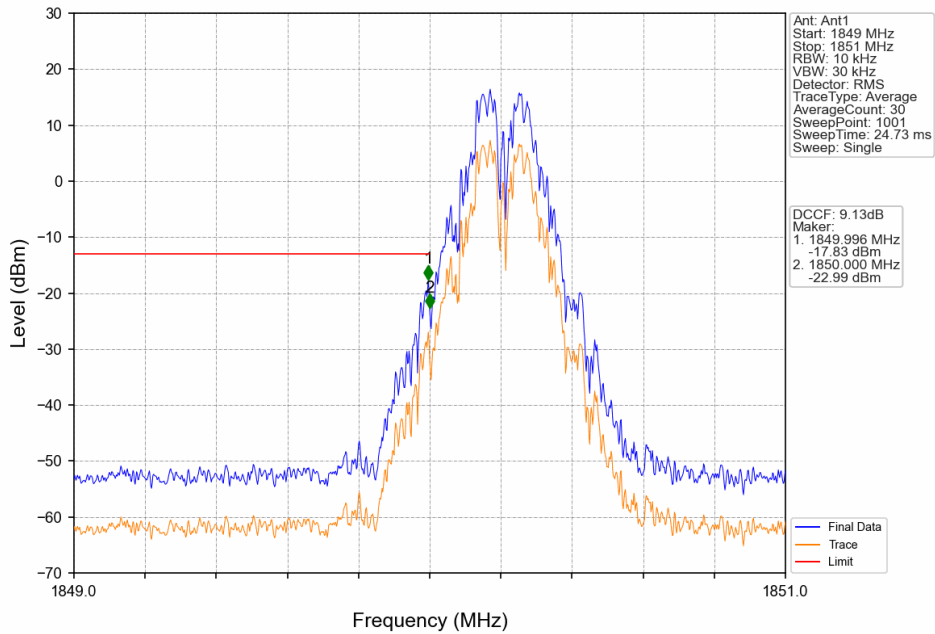
PCS1900_GSM_HCH_1909.8MHz_GSM_NTNV



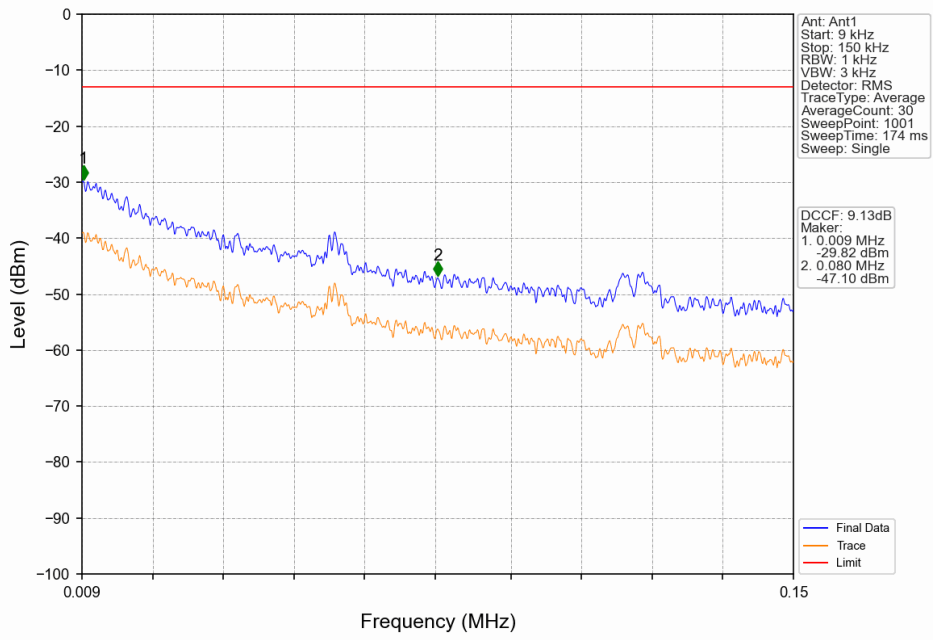
PCS1900_GSM_HCH_1909.8MHz_GSM_NTNV



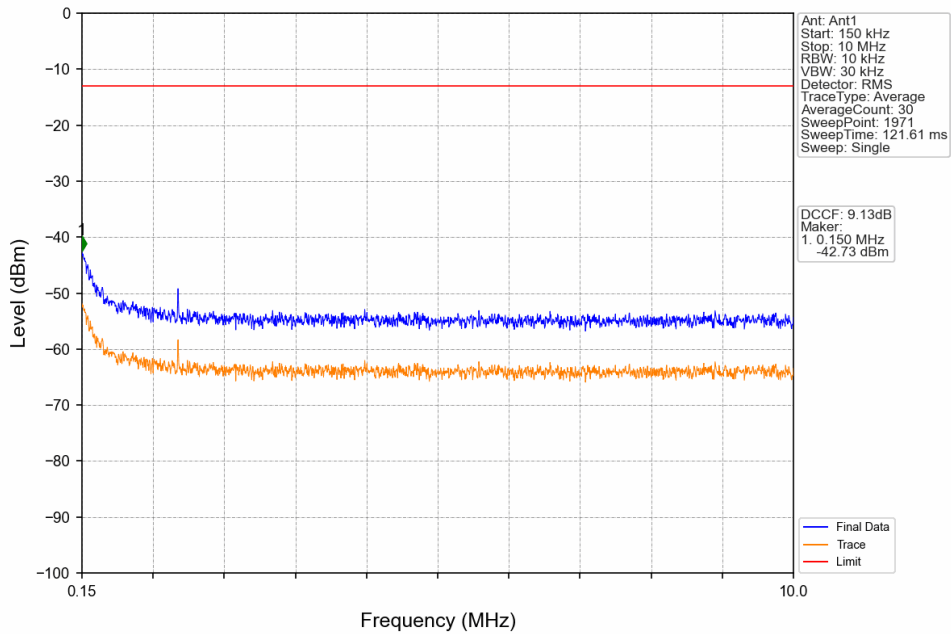
PCS1900_GPRS_LCH_1850.2MHz_1 TX Slot_NTNV



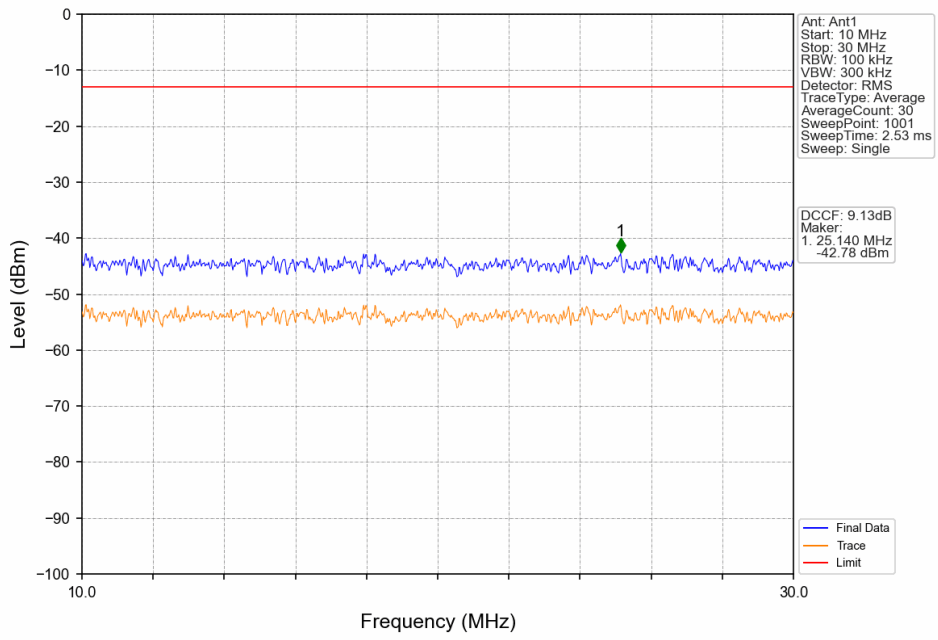
PCS1900_GPRS_LCH_1850.2MHz_1 TX Slot_NTNV



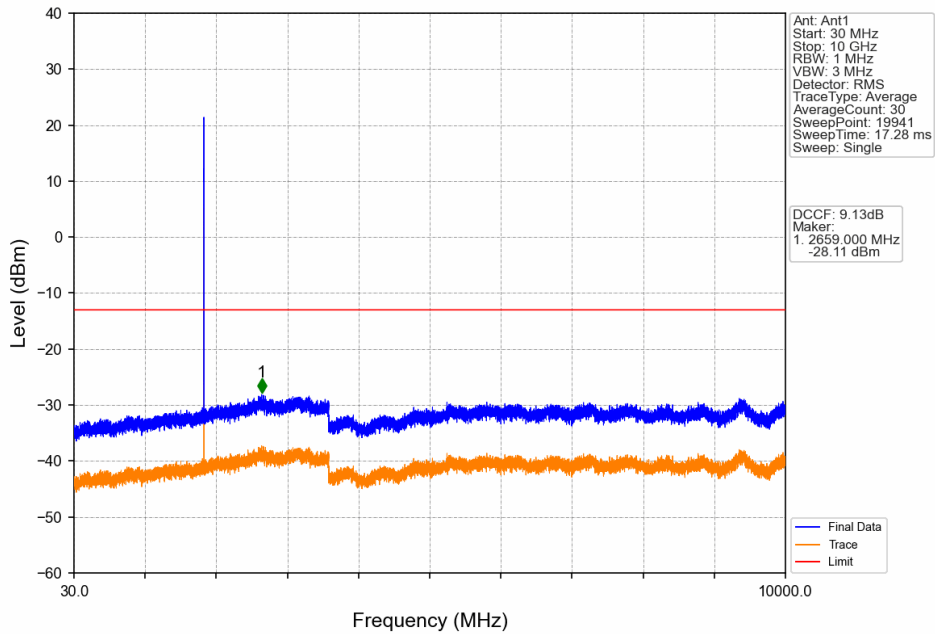
PCS1900_GPRS_LCH_1850.2MHz_1 TX Slot_NTNV



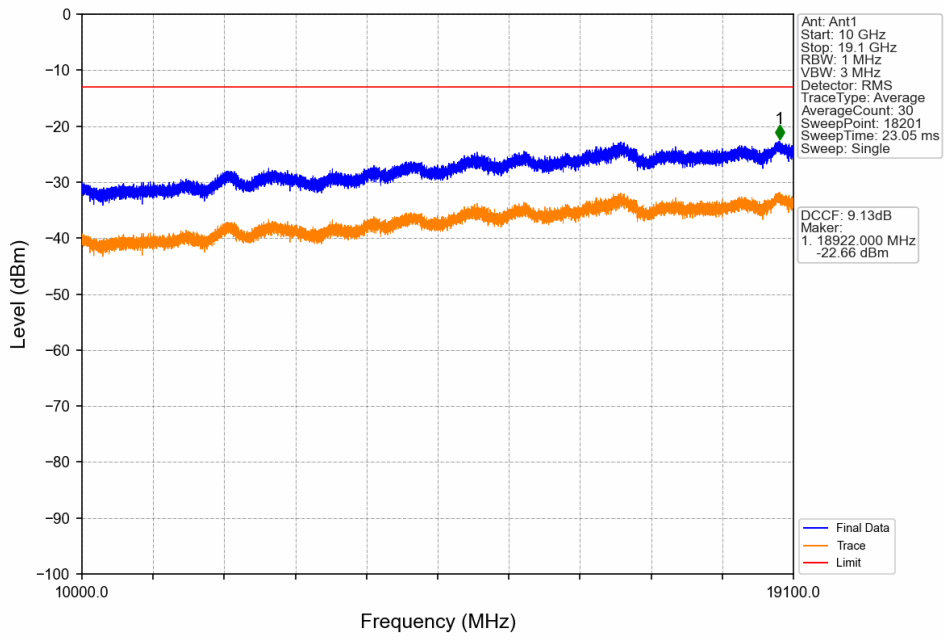
PCS1900_GPRS_LCH_1850.2MHz_1 TX Slot_NTNV



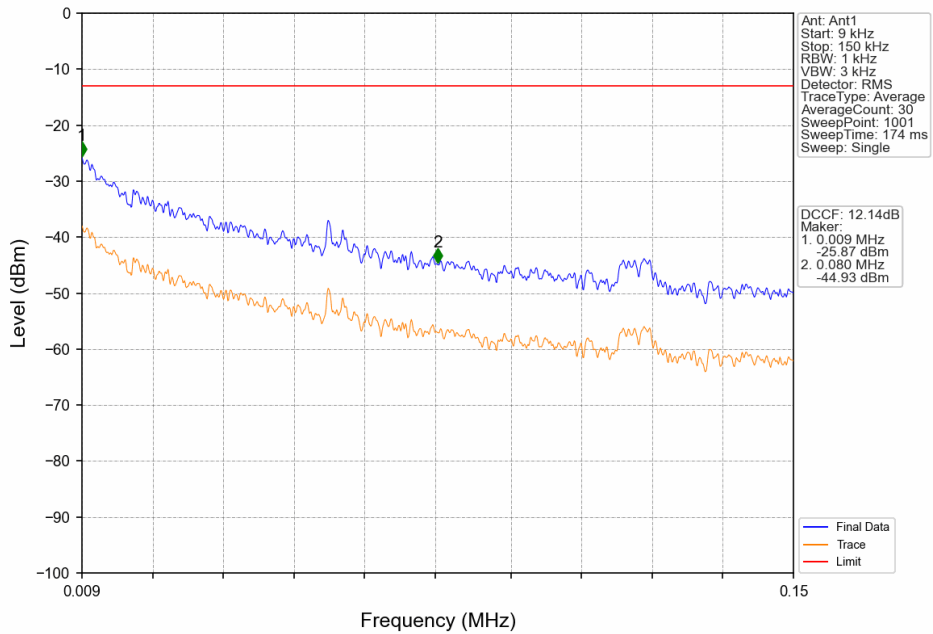
PCS1900_GPRS_LCH_1850.2MHz_1 TX Slot_NTNV



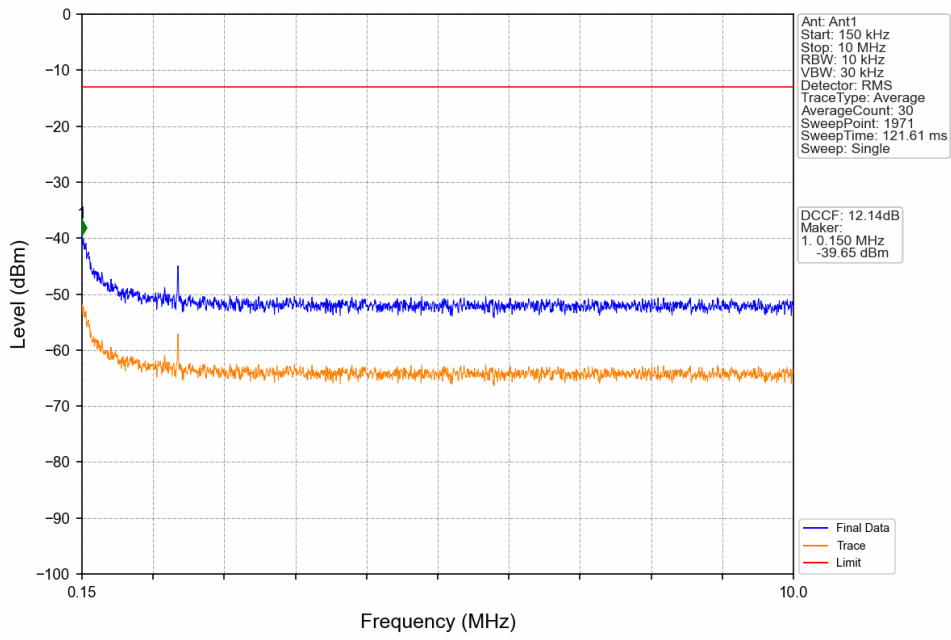
PCS1900_GPRS_LCH_1850.2MHz_1 TX Slot_NTNV



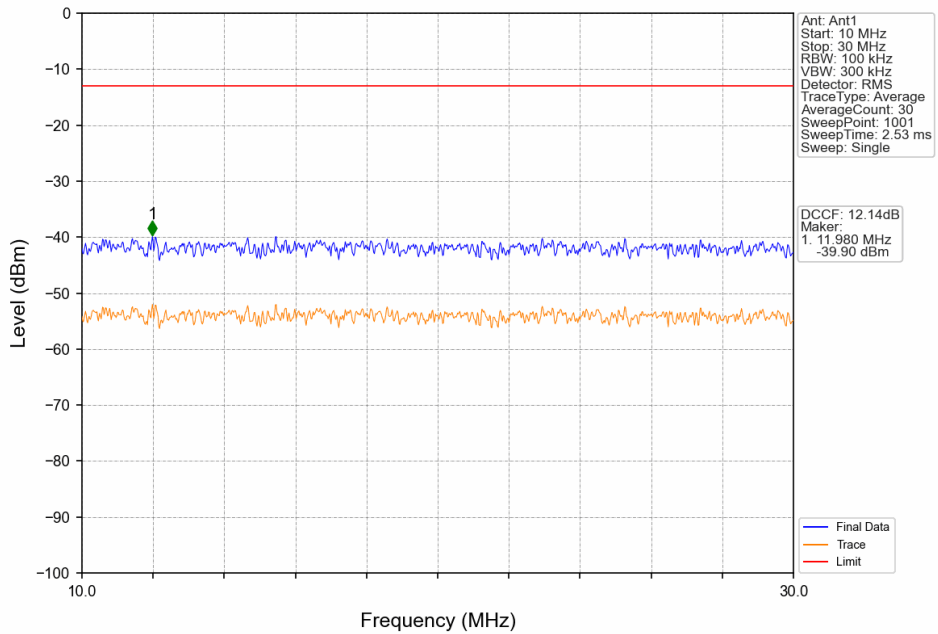
PCS1900_GPRS_MCH_1880MHz_1 TX Slot_NTNV



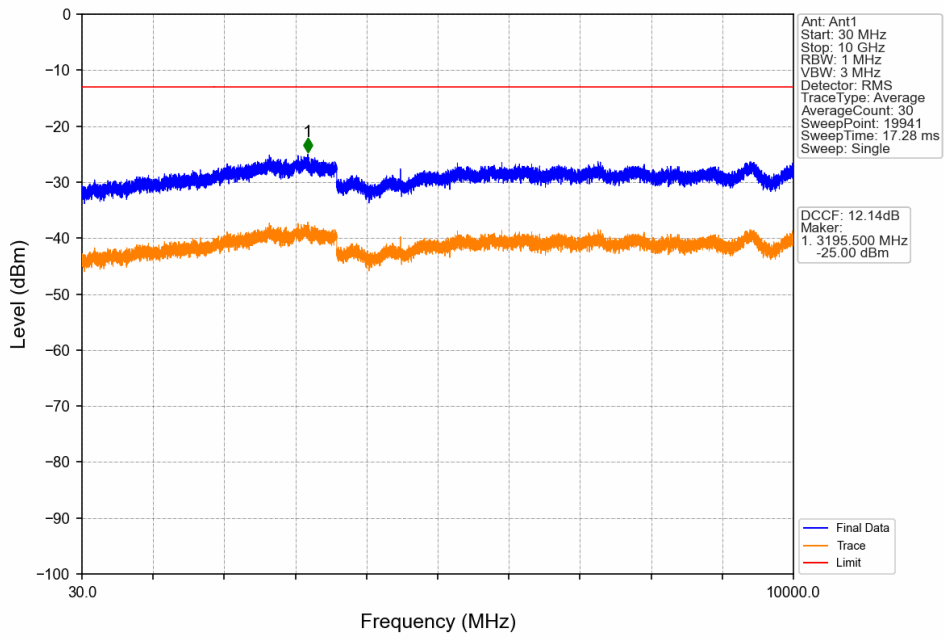
PCS1900_GPRS_MCH_1880MHz_1 TX Slot_NTNV



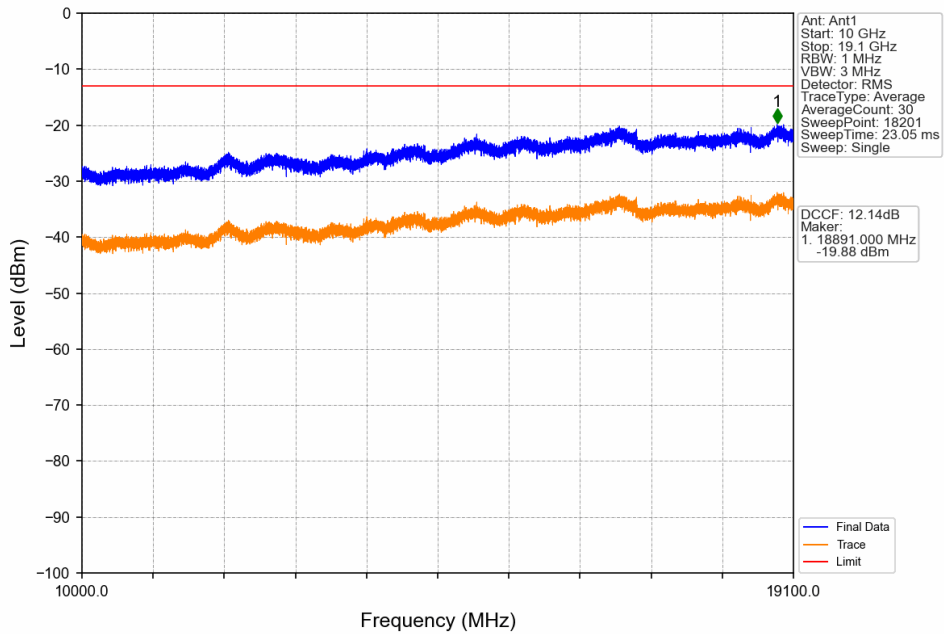
PCS1900_GPRS_MCH_1880MHz_1 TX Slot_NTNV



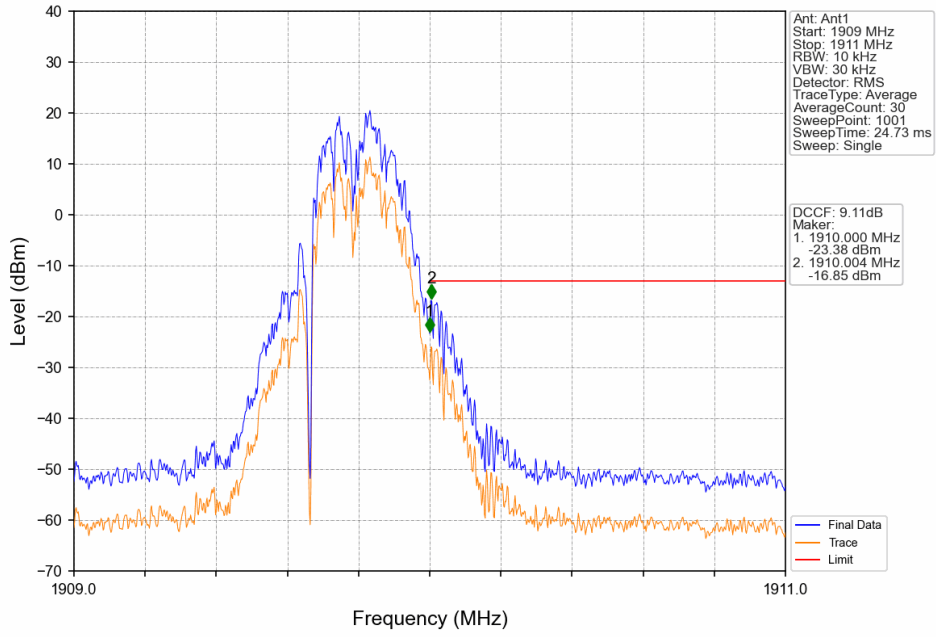
PCS1900_GPRS_MCH_1880MHz_1 TX Slot_NTNV



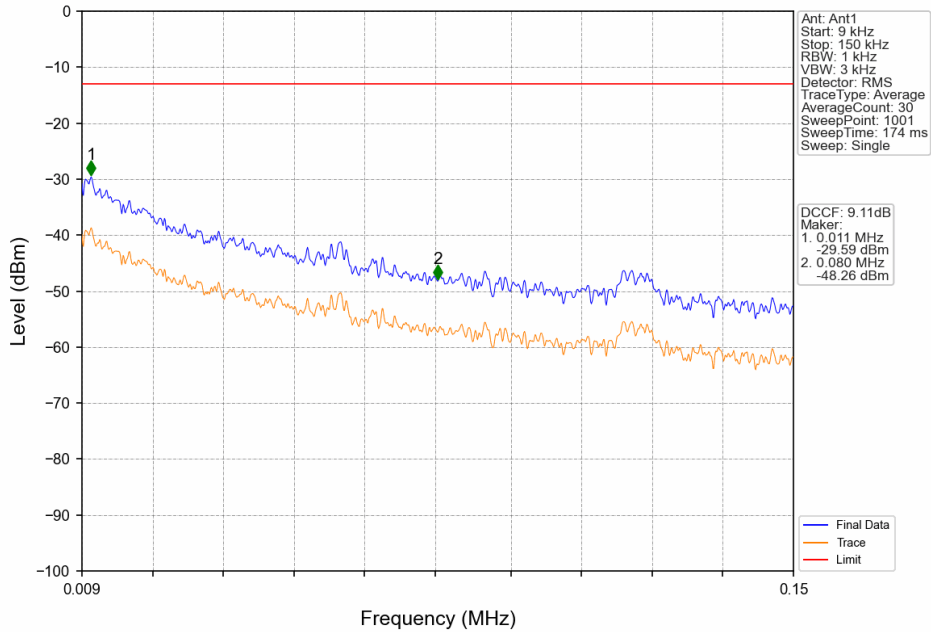
PCS1900_GPRS_MCH_1880MHz_1 TX Slot_NTNV



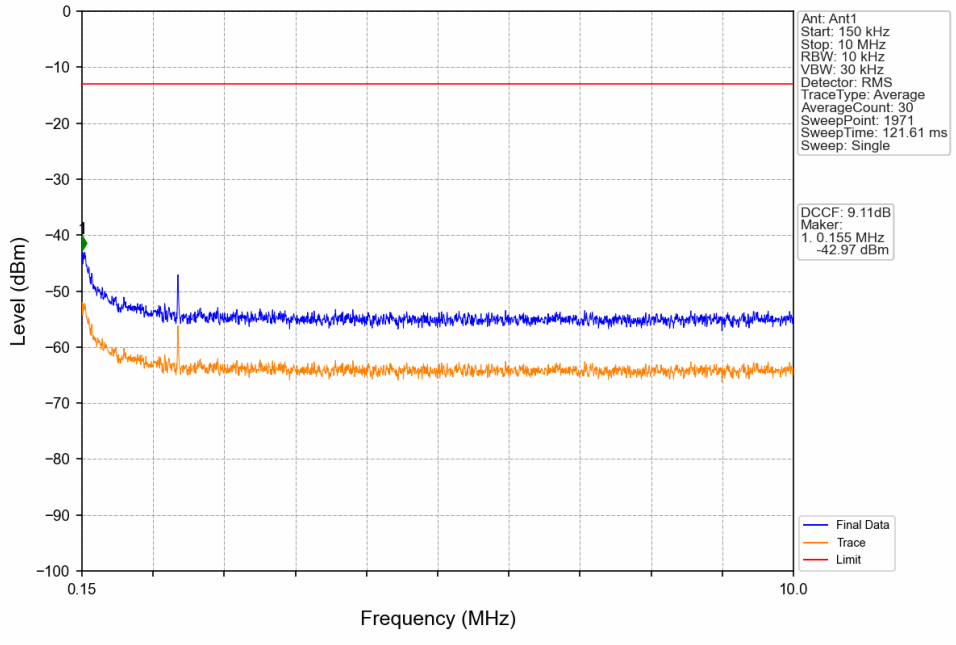
PCS1900_GPRS_HCH_1909.8MHz_1 TX Slot_NTNV



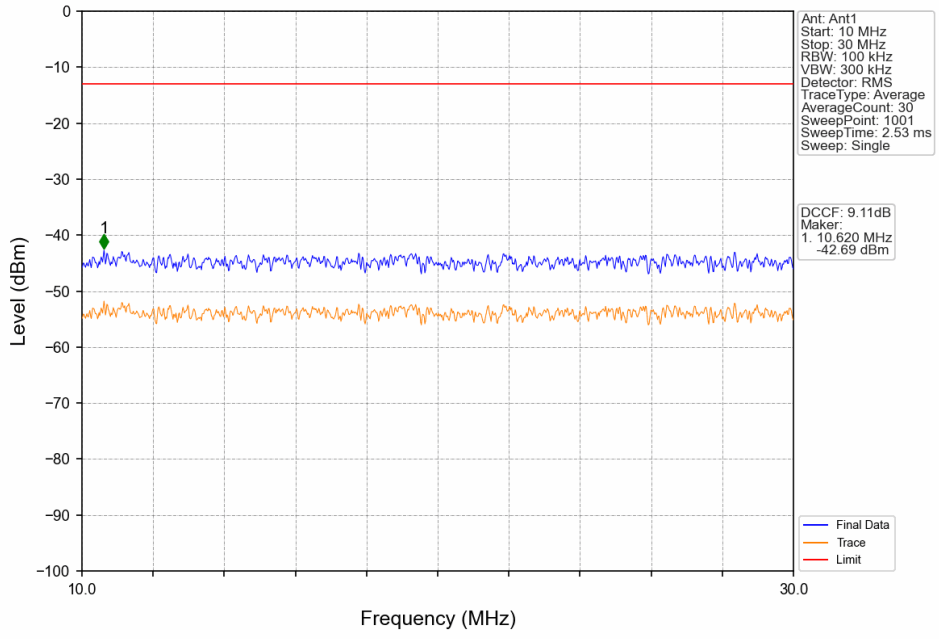
PCS1900_GPRS_HCH_1909.8MHz_1 TX Slot_NTNV



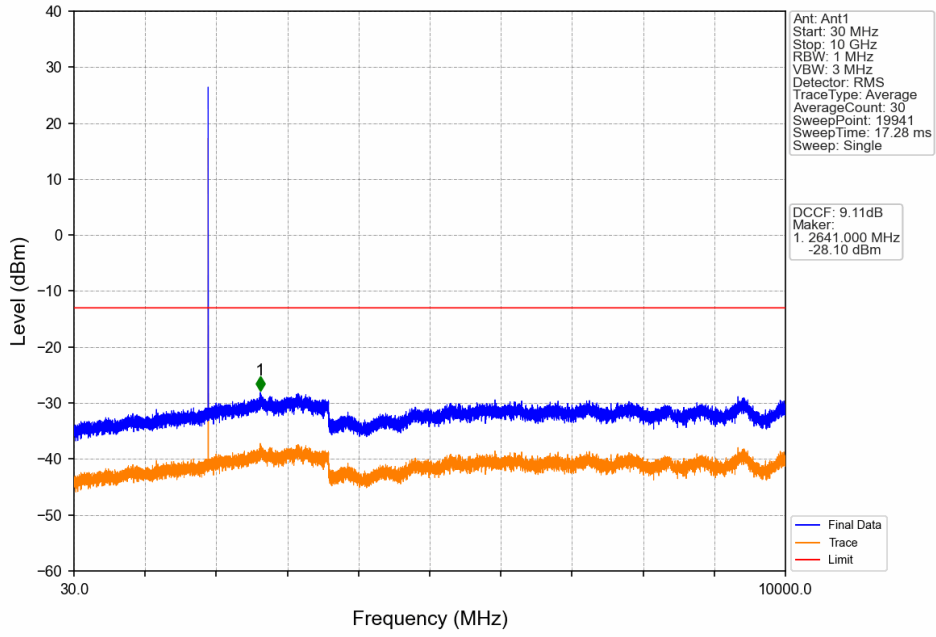
PCS1900_GPRS_HCH_1909.8MHz_1 TX Slot_NTNV



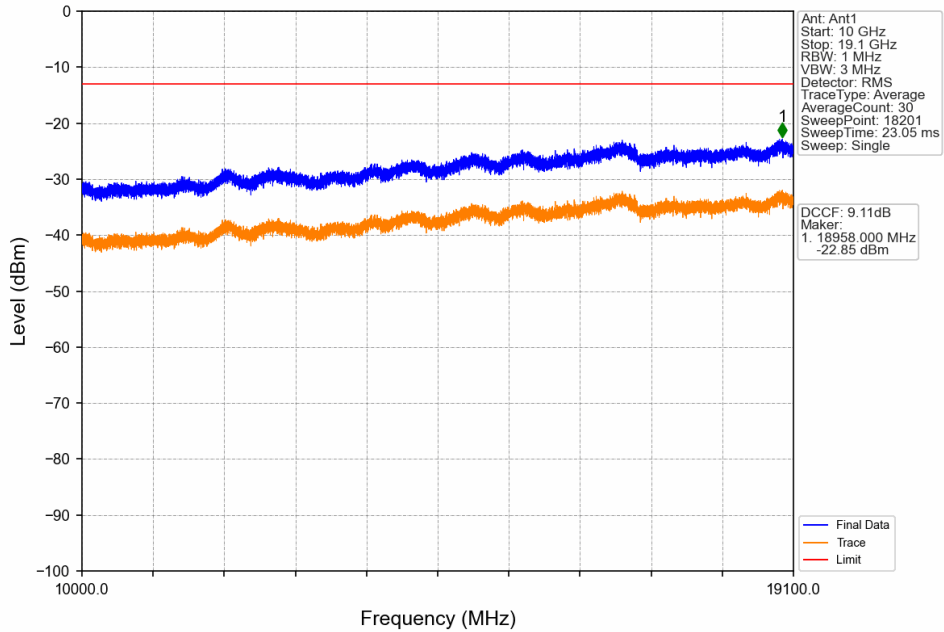
PCS1900_GPRS_HCH_1909.8MHz_1 TX Slot_NTNV



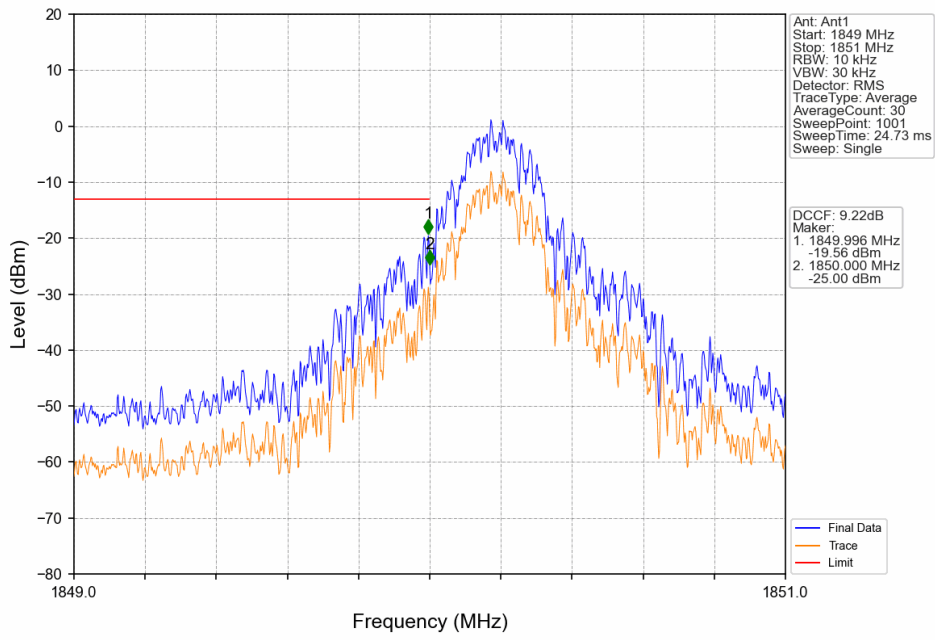
PCS1900_GPRS_HCH_1909.8MHz_1 TX Slot_NTNV



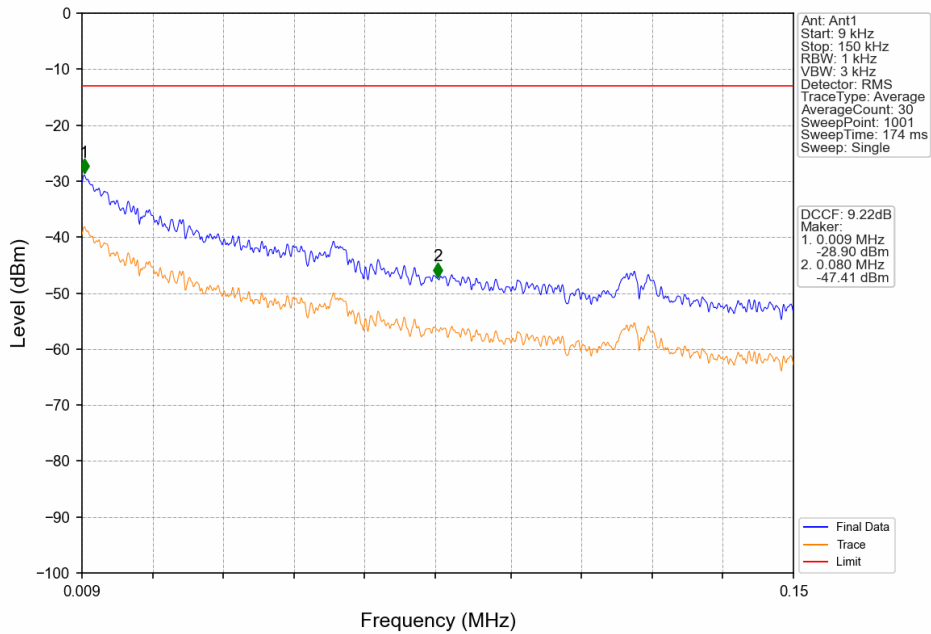
PCS1900_GPRS_HCH_1909.8MHz_1 TX Slot_NTNV



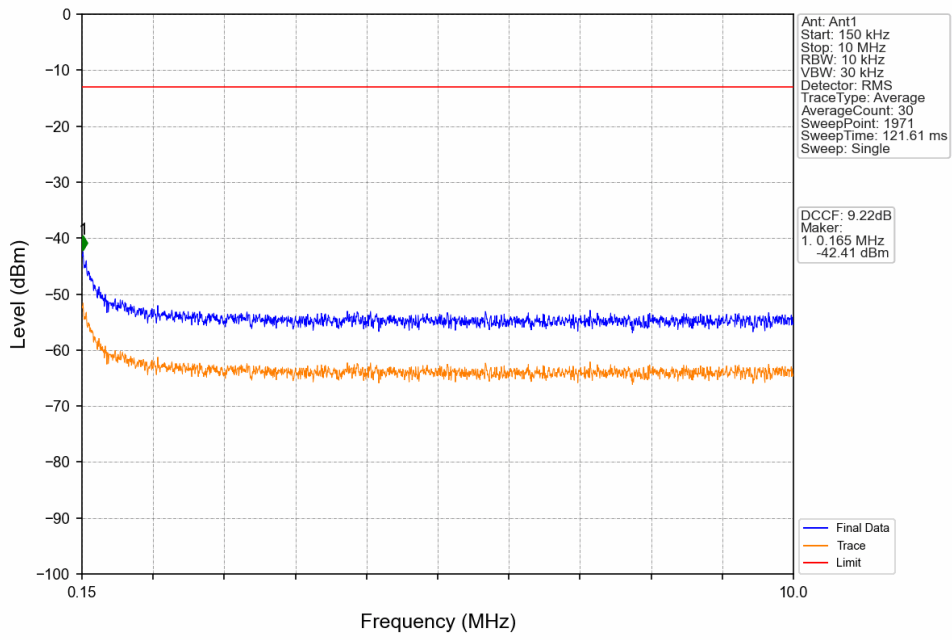
PCS1900_EGPRS_LCH_1850.2MHz_1 TX Slot_NTNV



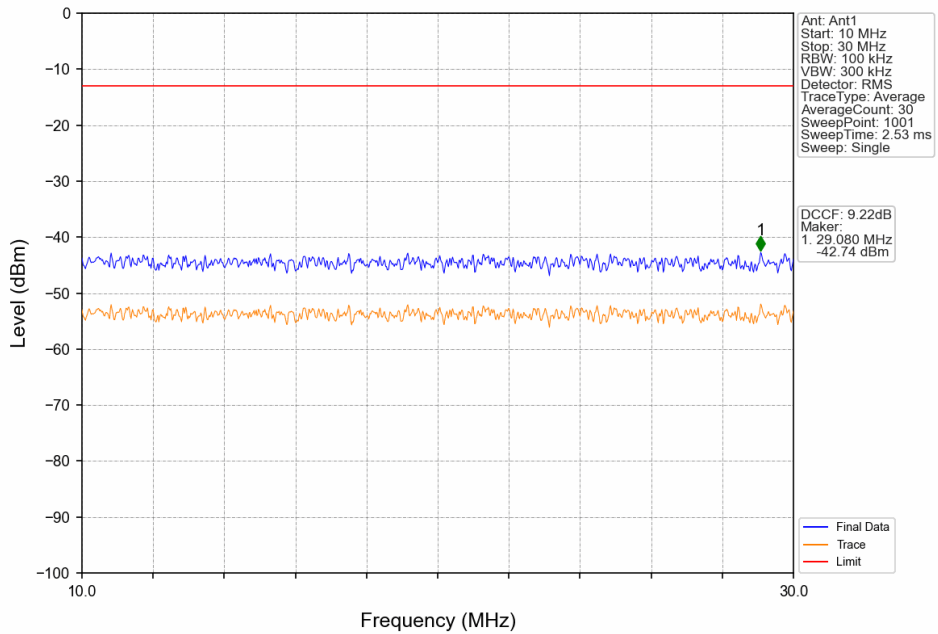
PCS1900_EGPRS_LCH_1850.2MHz_1 TX Slot_NTNV



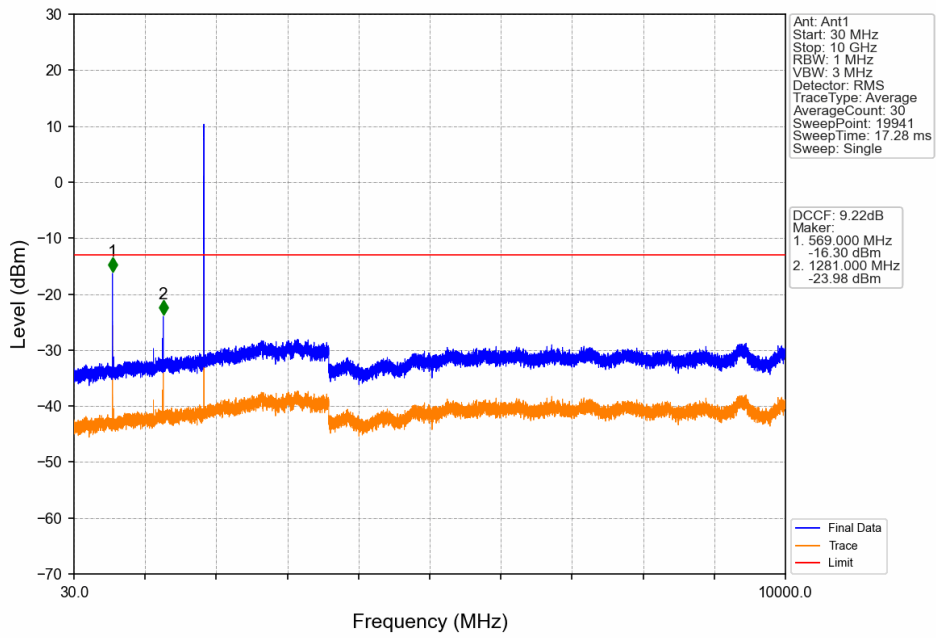
PCS1900_EGPRS_LCH_1850.2MHz_1 TX Slot_NTNV



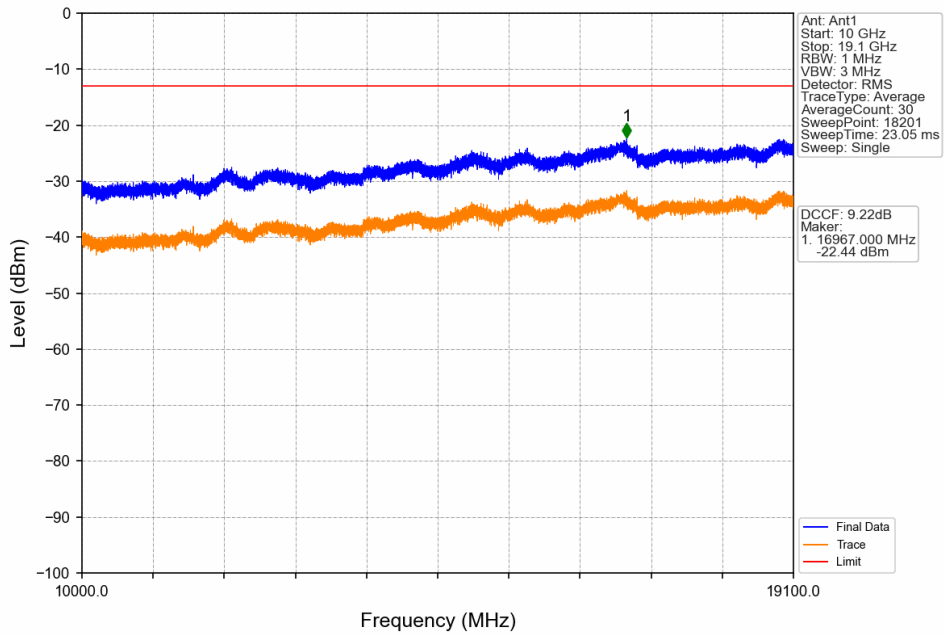
PCS1900_EGPRS_LCH_1850.2MHz_1 TX Slot_NTNV



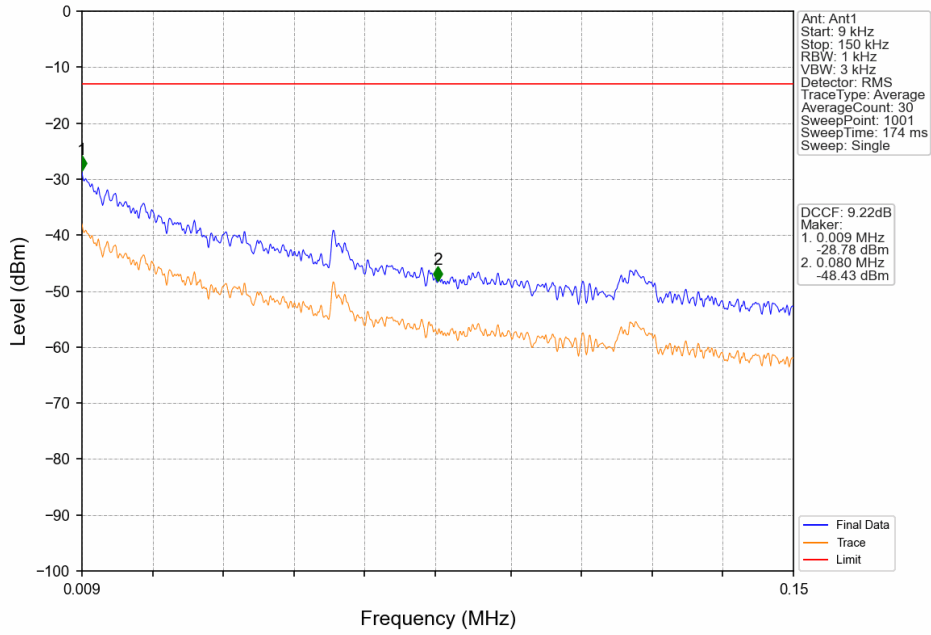
PCS1900_EGPRS_LCH_1850.2MHz_1 TX Slot_NTNV



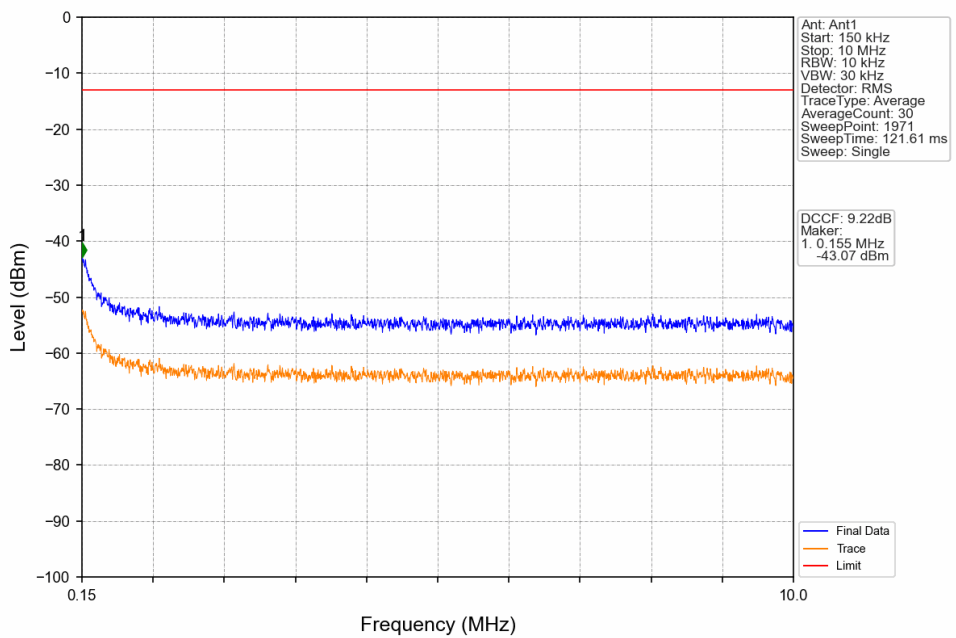
PCS1900_EGPRS_LCH_1850.2MHz_1 TX Slot_NTNV



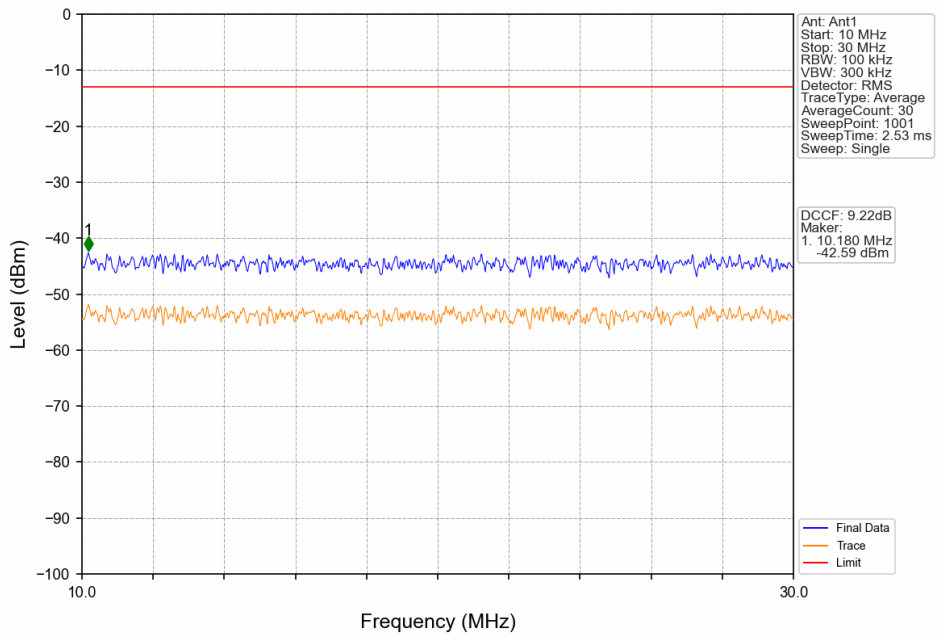
PCS1900_EGPRS_MCH_1880MHz_1 TX Slot_NTNV



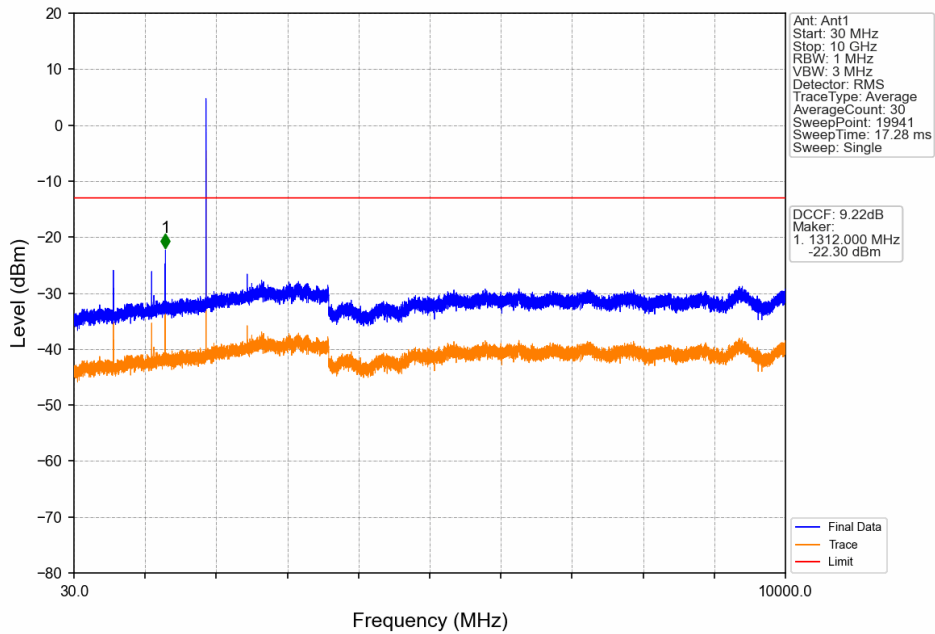
PCS1900_EGPRS_MCH_1880MHz_1 TX Slot_NTNV



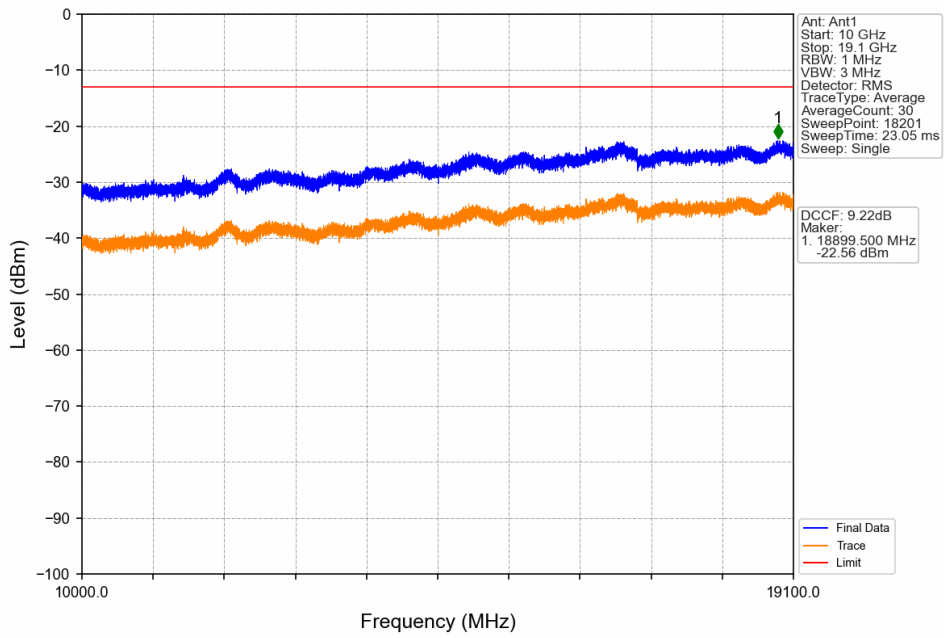
PCS1900_EGPRS_MCH_1880MHz_1 TX Slot_NTNV



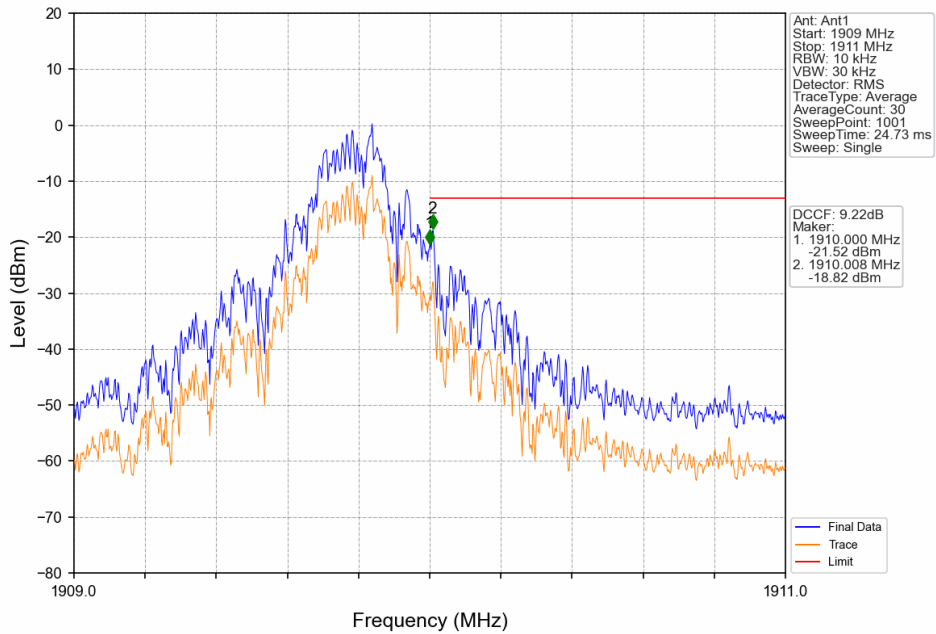
PCS1900_EGPRS_MCH_1880MHz_1 TX Slot_NTNV



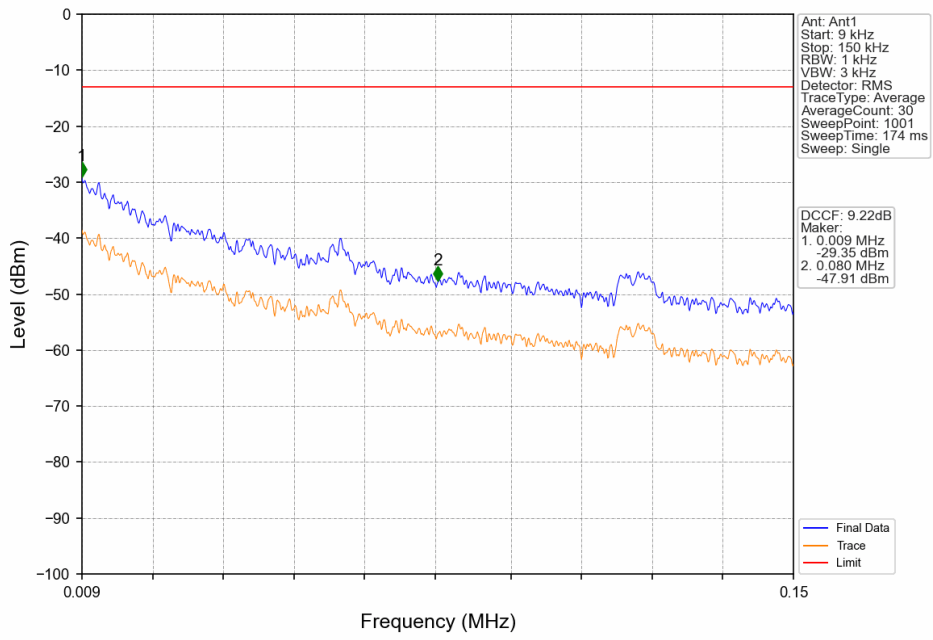
PCS1900_EGPRS_MCH_1880MHz_1 TX Slot_NTNV



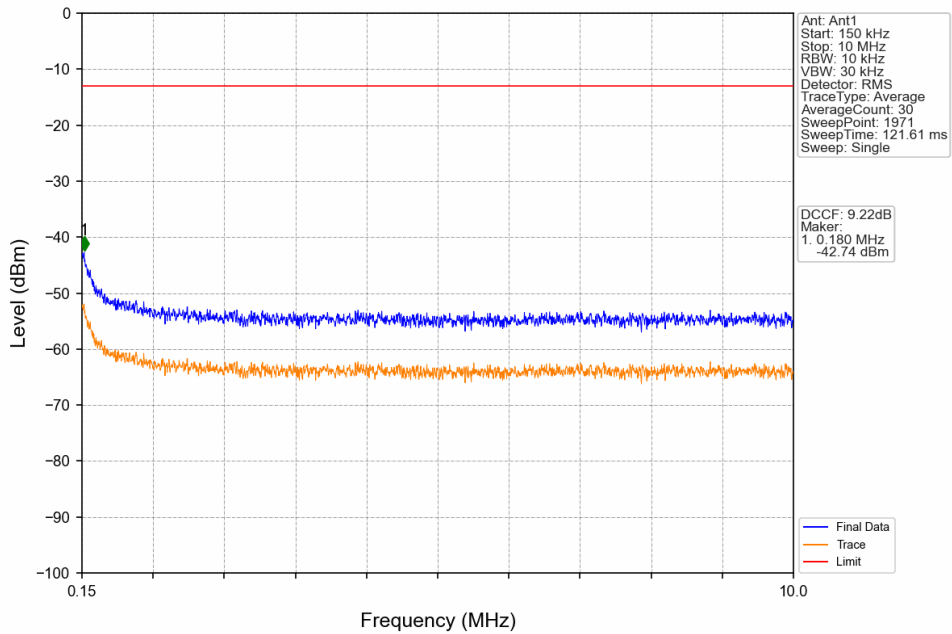
PCS1900_EGPRS_HCH_1909.8MHz_1 TX Slot_NTNV



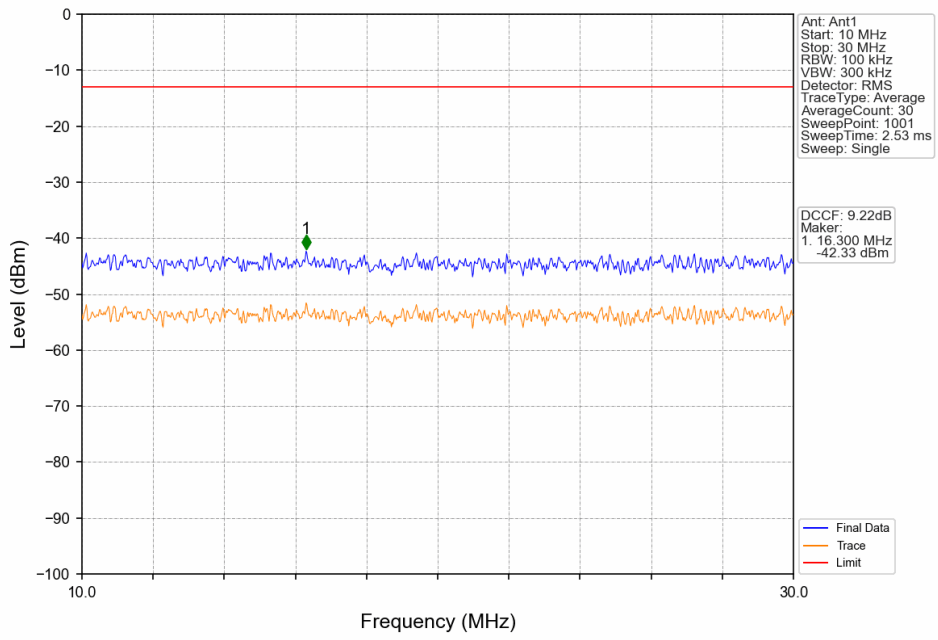
PCS1900_EGPRS_HCH_1909.8MHz_1 TX Slot_NTNV



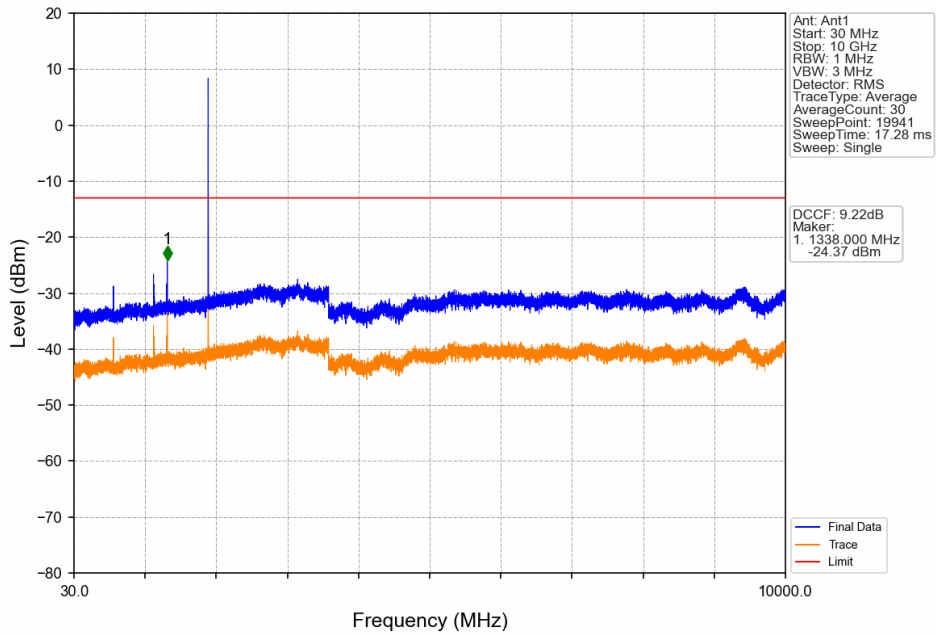
PCS1900_EGPRS_HCH_1909.8MHz_1 TX Slot_NTNV



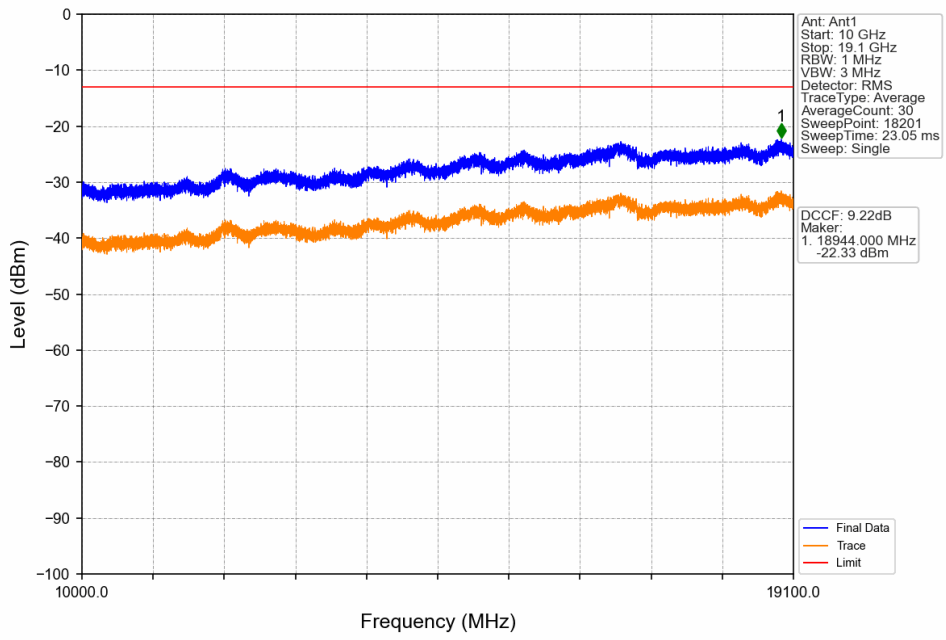
PCS1900_EGPRS_HCH_1909.8MHz_1 TX Slot_NTNV



PCS1900_EGPRS_HCH_1909.8MHz_1 TX Slot_NTNV



PCS1900_EGPRS_HCH_1909.8MHz_1 TX Slot_NTNV



7. Form731

7.1 Form731_Power

7.1.1 Test Result

Band	BW	Lower Freq	High Freq	MAX Power (W)	Value	Hz/ppm	Emission Designator	Rule Parts	MAX Power (dBm)
PCS1900	0.2	1850.2	1909.8	1.0423	0.0198	ppm	248KGXW	24E	30.18
PCS1900	0.2	1850.2	1909.8	0.7345	0.0199	ppm	253KG7W	24E	28.66

7.2 Form731_EIRP

7.2.1 Test Result

Band	BW	Lower Freq	High Freq	MAX Power (W)	Value	Hz/ppm	Emission Designator	Rule Parts	MAX Power (dBm)
PCS1900	0.2	1850.2	1909.8	1.1482	0.0198	ppm	248KGXW	24E	30.60
PCS1900	0.2	1850.2	1909.8	0.8091	0.0199	ppm	253KG7W	24E	29.08