

1. Effective (Isotropic) Radiated Power Output Data

1.1 B26c_15MHz_ERP

1.1.1 Test Result

Band: 26c / Bandwidth: 15MHz / NTN										
Modulation	Frequency (MHz)	RB Allocation		Conducted Power (dBm)	Gain (dBi)	ERP (dBm)		Verdict		
		Size	Offset			Result	Limit			
QPSK	821.5	1	0	23.36	0.62	21.83	<=38.45	Pass		
			38	23.57	0.62	22.04	<=38.45	Pass		
			74	23.31	0.62	21.78	<=38.45	Pass		
		36	0	22.52	0.62	20.99	<=38.45	Pass		
			18	22.57	0.62	21.04	<=38.45	Pass		
			39	22.53	0.62	21.00	<=38.45	Pass		
		75	0	22.54	0.62	21.01	<=38.45	Pass		
		831.5	1	0	23.35	0.62	21.82	<=38.45	Pass	
				38	23.52	0.62	21.99	<=38.45	Pass	
	74			23.28	0.62	21.75	<=38.45	Pass		
	36		0	22.60	0.62	21.07	<=38.45	Pass		
			18	22.57	0.62	21.04	<=38.45	Pass		
			39	22.45	0.62	20.92	<=38.45	Pass		
	75		0	22.54	0.62	21.01	<=38.45	Pass		
	841.5		1	0	23.23	0.62	21.70	<=38.45	Pass	
				38	23.48	0.62	21.95	<=38.45	Pass	
		74		23.36	0.62	21.83	<=38.45	Pass		
		36	0	22.36	0.62	20.83	<=38.45	Pass		
			18	22.48	0.62	20.95	<=38.45	Pass		
			39	22.36	0.62	20.83	<=38.45	Pass		
		75	0	22.39	0.62	20.86	<=38.45	Pass		
		16QAM	821.5	1	0	22.66	0.62	21.13	<=38.45	Pass
					38	22.96	0.62	21.43	<=38.45	Pass
	74				22.63	0.62	21.10	<=38.45	Pass	
36	0			21.52	0.62	19.99	<=38.45	Pass		
	18			21.56	0.62	20.03	<=38.45	Pass		
	39			21.48	0.62	19.95	<=38.45	Pass		
75	0			21.44	0.62	19.91	<=38.45	Pass		
831.5	1			0	22.52	0.62	20.99	<=38.45	Pass	
				38	22.67	0.62	21.14	<=38.45	Pass	
			74	22.53	0.62	21.00	<=38.45	Pass		
	36		0	21.48	0.62	19.95	<=38.45	Pass		
			18	21.45	0.62	19.92	<=38.45	Pass		
			39	21.35	0.62	19.82	<=38.45	Pass		
	75		0	21.43	0.62	19.90	<=38.45	Pass		
	841.5		1	0	22.32	0.62	20.79	<=38.45	Pass	
				38	22.56	0.62	21.03	<=38.45	Pass	
74				22.47	0.62	20.94	<=38.45	Pass		
36			0	21.34	0.62	19.81	<=38.45	Pass		
			18	21.45	0.62	19.92	<=38.45	Pass		
			39	21.28	0.62	19.75	<=38.45	Pass		
75			0	21.34	0.62	19.81	<=38.45	Pass		

Note1: ERP=Conducted Power+Antenna Gain-2.15

2. Frequency Stability

2.1 B26c_15MHz

2.1.1 Test Result

Band: 26c / Bandwidth: 15MHz									
Modulation	Frequency (MHz)	RB Allocation		Temp. (°C)	Voltage (VDC)	Freq. Error (Hz)	Freq. vs. Rated (ppm)		Verdict
		Size	Offset				Result	Limit	
QPSK	821.5	75	0	20	3.27	-8.268	-0.0101	-2.5 to 2.5	Pass
					3.85	-6.280	-0.0076	-2.5 to 2.5	Pass
					4.43	-8.554	-0.0104	-2.5 to 2.5	Pass
				-30	3.85	-4.921	-0.0060	-2.5 to 2.5	Pass
				-20	3.85	-4.363	-0.0053	-2.5 to 2.5	Pass
				-10	3.85	-6.437	-0.0078	-2.5 to 2.5	Pass
				0	3.85	-7.310	-0.0089	-2.5 to 2.5	Pass
				10	3.85	-5.851	-0.0071	-2.5 to 2.5	Pass
				30	3.85	-8.068	-0.0098	-2.5 to 2.5	Pass
				40	3.85	-6.194	-0.0075	-2.5 to 2.5	Pass
	50	3.85	-8.211	-0.0100	-2.5 to 2.5	Pass			
	831.5	75	0	20	3.27	-5.093	-0.0061	-2.5 to 2.5	Pass
					3.85	-3.905	-0.0047	-2.5 to 2.5	Pass
					4.43	-1.731	-0.0021	-2.5 to 2.5	Pass
				-30	3.85	-3.390	-0.0041	-2.5 to 2.5	Pass
				-20	3.85	-5.579	-0.0067	-2.5 to 2.5	Pass
				-10	3.85	-5.164	-0.0062	-2.5 to 2.5	Pass
				0	3.85	-6.781	-0.0082	-2.5 to 2.5	Pass
				10	3.85	-3.748	-0.0045	-2.5 to 2.5	Pass
				30	3.85	-3.376	-0.0041	-2.5 to 2.5	Pass
				40	3.85	-1.044	-0.0013	-2.5 to 2.5	Pass
	50	3.85	-3.476	-0.0042	-2.5 to 2.5	Pass			
	841.5	75	0	20	3.27	-8.612	-0.0102	-2.5 to 2.5	Pass
					3.85	-7.210	-0.0086	-2.5 to 2.5	Pass
					4.43	-5.894	-0.0070	-2.5 to 2.5	Pass
				-30	3.85	-4.492	-0.0053	-2.5 to 2.5	Pass
				-20	3.85	-2.561	-0.0030	-2.5 to 2.5	Pass
				-10	3.85	-5.150	-0.0061	-2.5 to 2.5	Pass
				0	3.85	-4.792	-0.0057	-2.5 to 2.5	Pass
				10	3.85	-6.495	-0.0077	-2.5 to 2.5	Pass
30				3.85	-7.381	-0.0088	-2.5 to 2.5	Pass	
40				3.85	-2.446	-0.0029	-2.5 to 2.5	Pass	
50	3.85	-8.998	-0.0107	-2.5 to 2.5	Pass				
16QAM	821.5	75	0	20	3.27	-7.868	-0.0096	-2.5 to 2.5	Pass
					3.85	-4.563	-0.0056	-2.5 to 2.5	Pass
					4.43	-5.422	-0.0066	-2.5 to 2.5	Pass
				-30	3.85	-7.238	-0.0088	-2.5 to 2.5	Pass
				-20	3.85	-5.937	-0.0072	-2.5 to 2.5	Pass
				-10	3.85	-6.251	-0.0076	-2.5 to 2.5	Pass
				0	3.85	-5.622	-0.0068	-2.5 to 2.5	Pass
				10	3.85	-5.822	-0.0071	-2.5 to 2.5	Pass
				30	3.85	-8.869	-0.0108	-2.5 to 2.5	Pass
				40	3.85	-6.795	-0.0083	-2.5 to 2.5	Pass
	50	3.85	-4.277	-0.0052	-2.5 to 2.5	Pass			
	831.5	75	0	20	3.27	-7.639	-0.0092	-2.5 to 2.5	Pass
					3.85	-6.123	-0.0074	-2.5 to 2.5	Pass

					4.43	-7.768	-0.0093	-2.5 to 2.5	Pass			
				-30	3.85	-3.805	-0.0046	-2.5 to 2.5	Pass			
				-20	3.85	-4.206	-0.0051	-2.5 to 2.5	Pass			
				-10	3.85	-4.878	-0.0059	-2.5 to 2.5	Pass			
				0	3.85	-4.606	-0.0055	-2.5 to 2.5	Pass			
				10	3.85	-10.800	-0.0130	-2.5 to 2.5	Pass			
				30	3.85	-5.693	-0.0068	-2.5 to 2.5	Pass			
				40	3.85	-3.891	-0.0047	-2.5 to 2.5	Pass			
				50	3.85	-5.965	-0.0072	-2.5 to 2.5	Pass			
	841.5	75	0	20	3.27	-8.125	-0.0097	-2.5 to 2.5	Pass			
3.85					-4.992	-0.0059	-2.5 to 2.5	Pass				
4.43					-7.868	-0.0093	-2.5 to 2.5	Pass				
							-30	3.85	-8.597	-0.0102	-2.5 to 2.5	Pass
							-20	3.85	-7.682	-0.0091	-2.5 to 2.5	Pass
							-10	3.85	-6.037	-0.0072	-2.5 to 2.5	Pass
							0	3.85	-7.939	-0.0094	-2.5 to 2.5	Pass
							10	3.85	-5.178	-0.0062	-2.5 to 2.5	Pass
							30	3.85	-5.193	-0.0062	-2.5 to 2.5	Pass
							40	3.85	-7.381	-0.0088	-2.5 to 2.5	Pass
							50	3.85	-8.383	-0.0100	-2.5 to 2.5	Pass

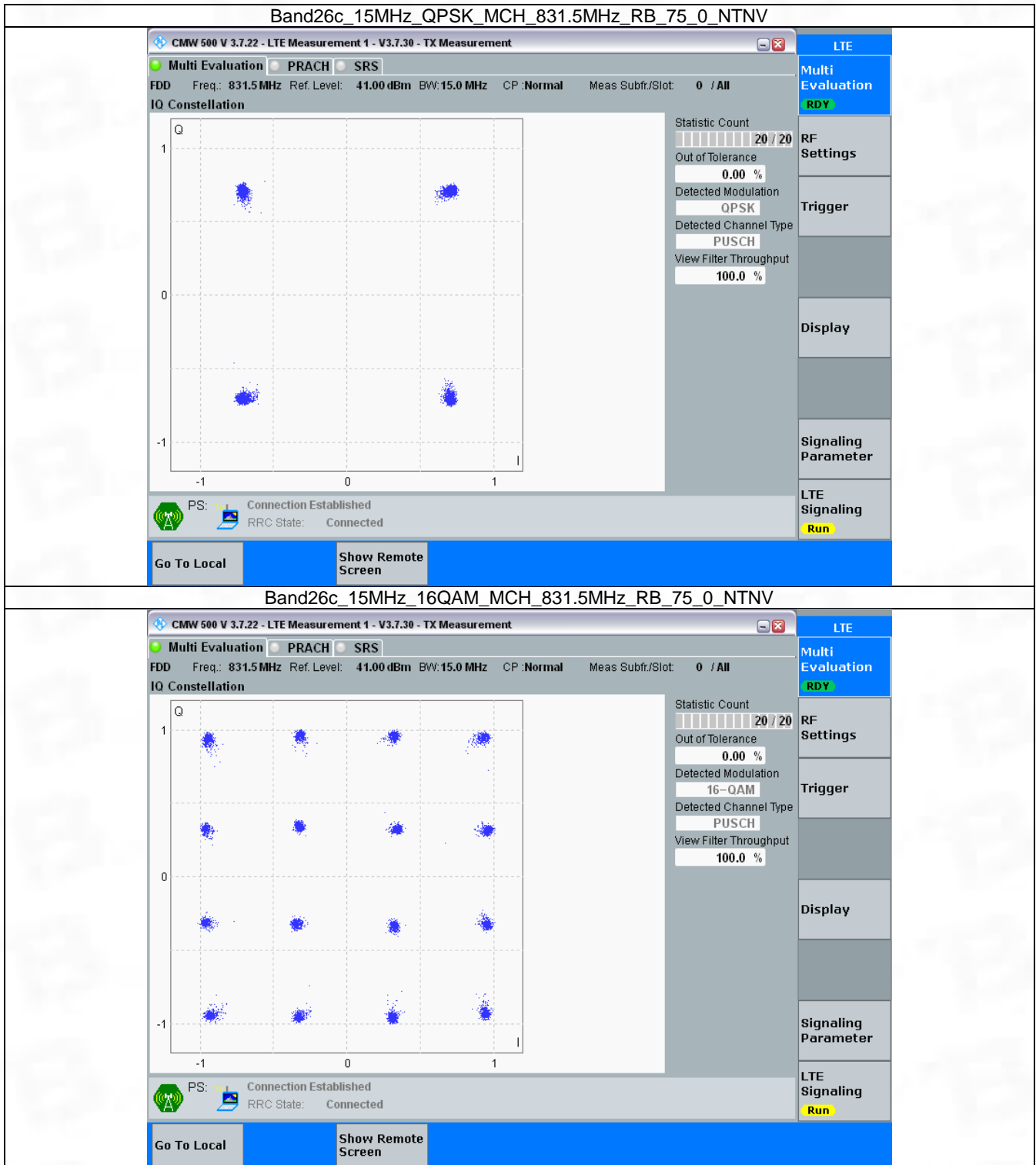
3. Modulation Characteristics

3.1 B26c_15MHz

3.1.1 Test Result

Band: 26c / Bandwidth: 15MHz / NTN						
Modulation	Frequency (MHz)	RB Allocation		Modulation Characteristics		Verdict
		Size	Offset	Result	Limit	
QPSK	831.5	75	0	Refer To Test Graph		Pass
16QAM	831.5	75	0	Refer To Test Graph		Pass

3.1.2 Test Graph



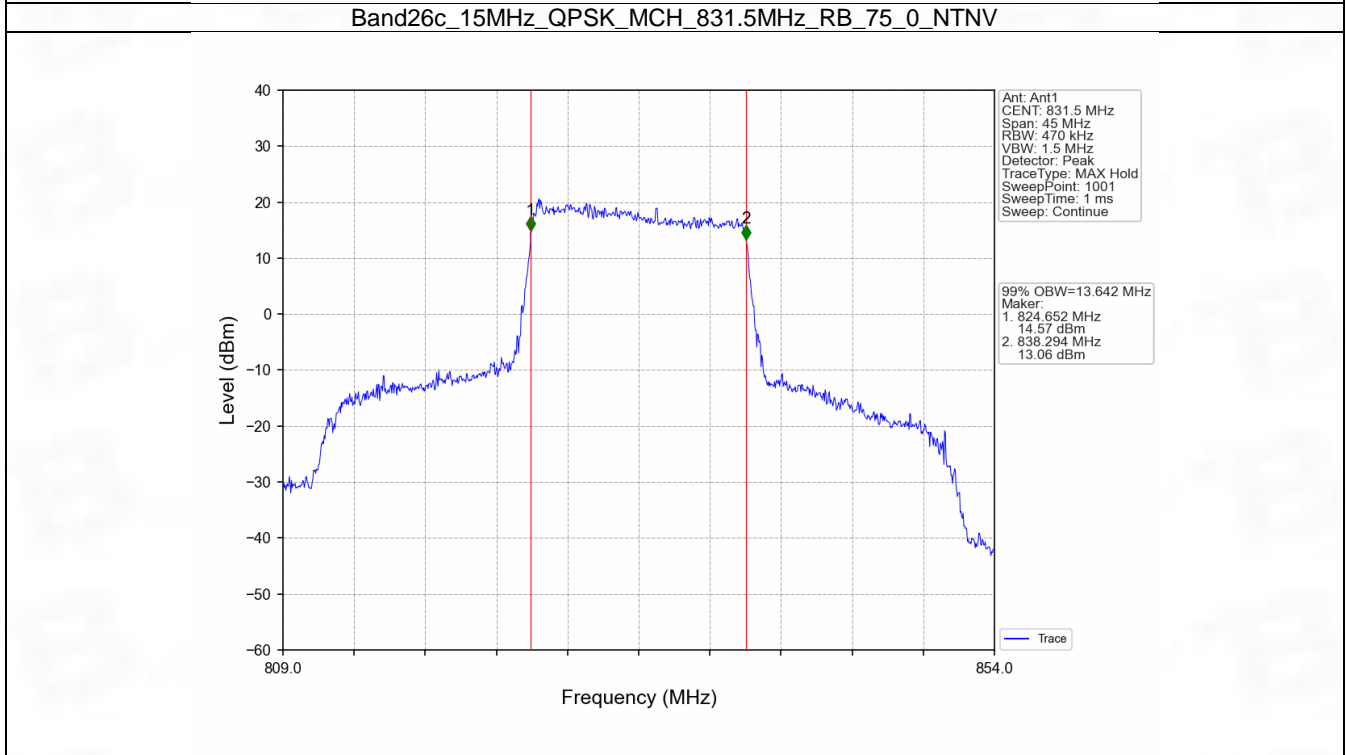
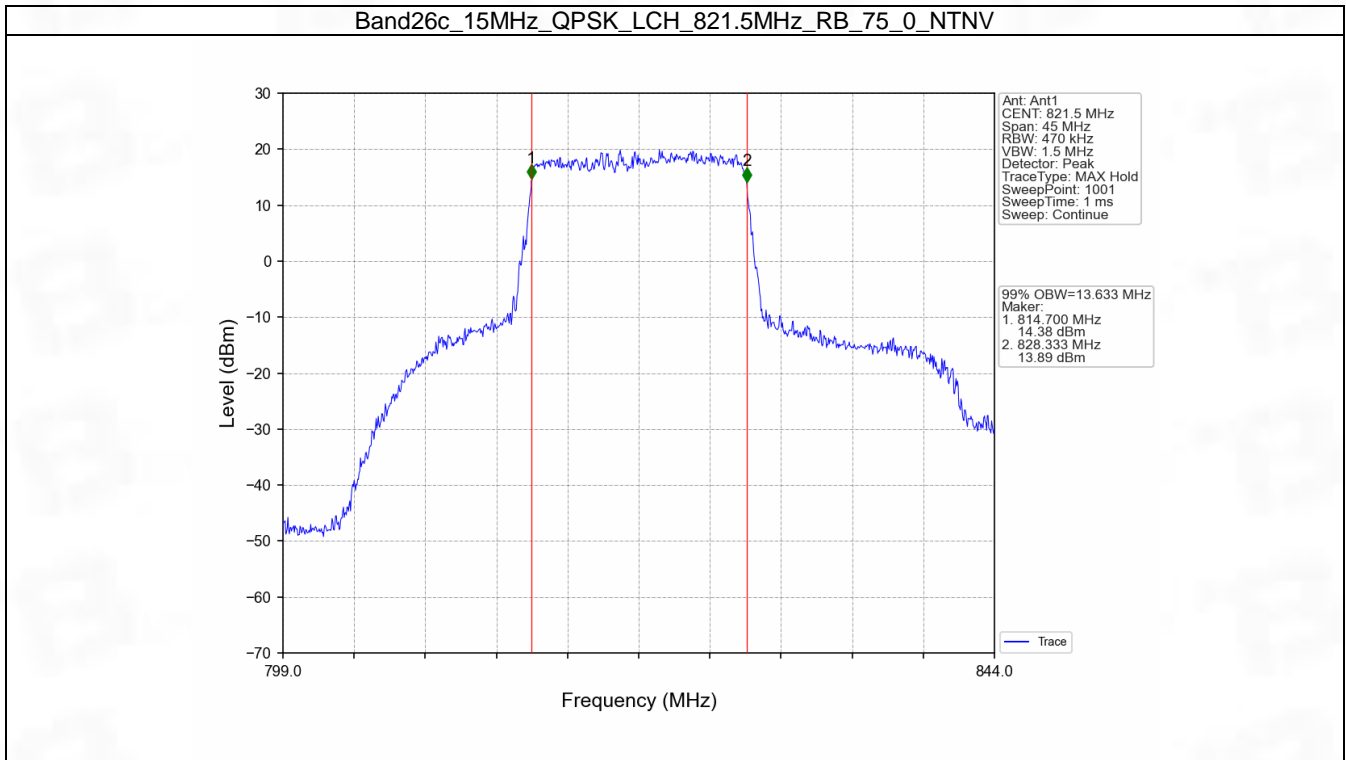
4. 99% & 26dB Bandwidth

4.1 Band26c_OBW

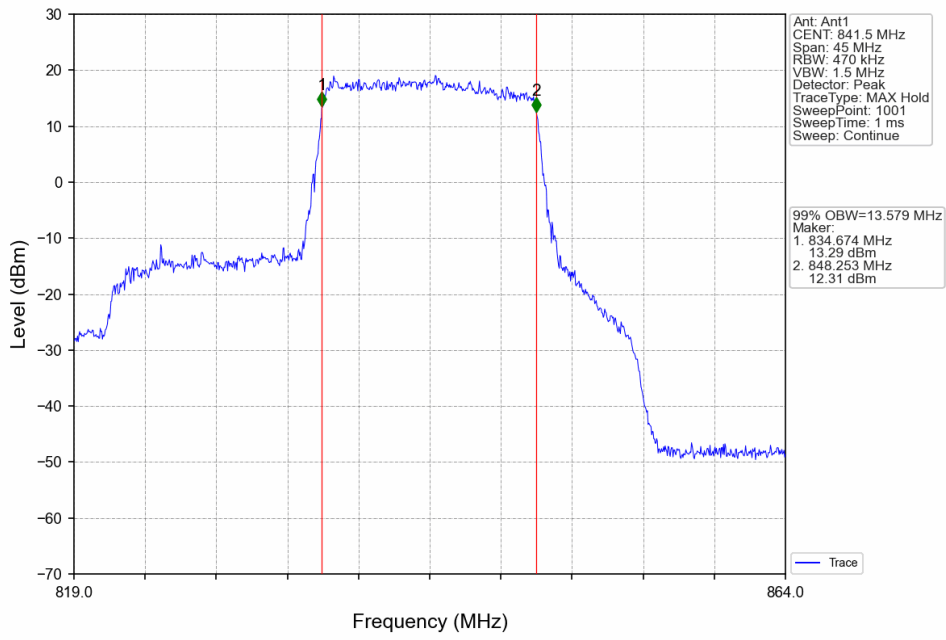
4.1.1 Test Result

Band: 26c / NTNV						
Bandwidth (MHz)	Modulation	Frequency (MHz)	RB Allocation		99% Occupied Bandwidth (MHz)	Verdict
			Size	Offset	Result	
15	QPSK	821.5	75	0	13.633	Pass
		831.5	75	0	13.642	Pass
		841.5	75	0	13.579	Pass
	16QAM	821.5	75	0	13.666	Pass
		831.5	75	0	13.683	Pass
		841.5	75	0	13.565	Pass

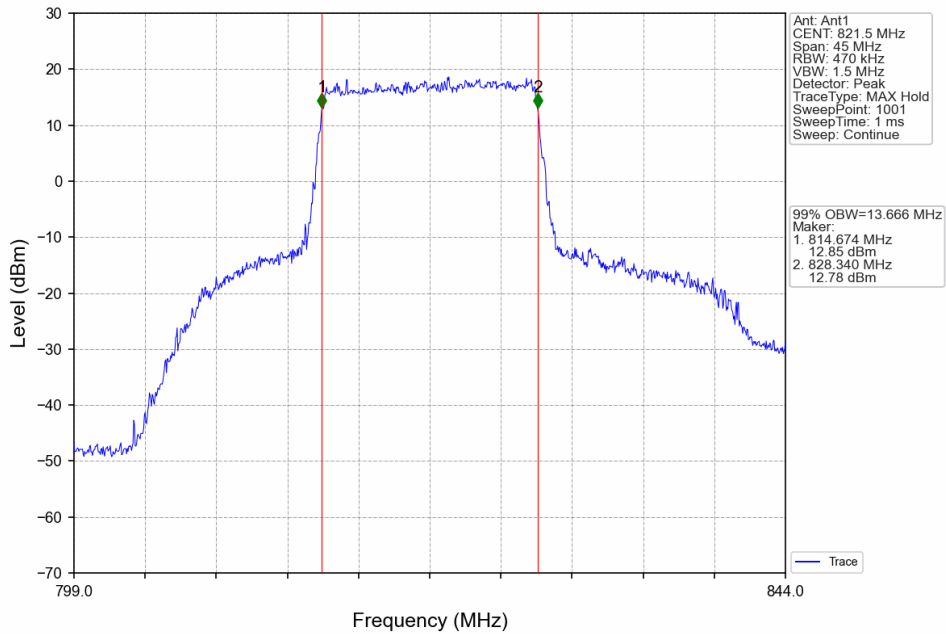
4.1.2 Test Graph



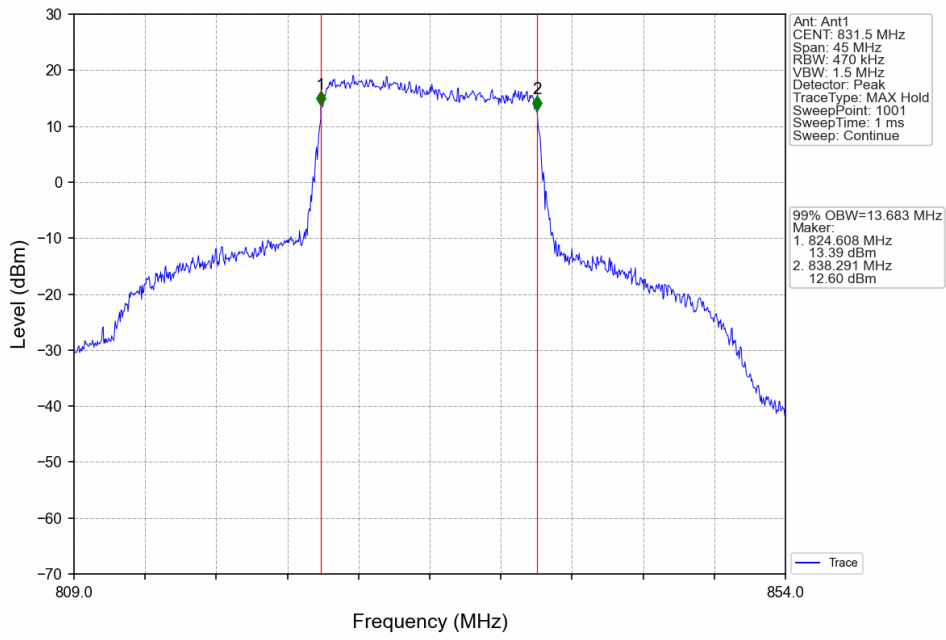
Band26c_15MHz_QPSK_HCH_841.5MHz_RB_75_0_NTNV



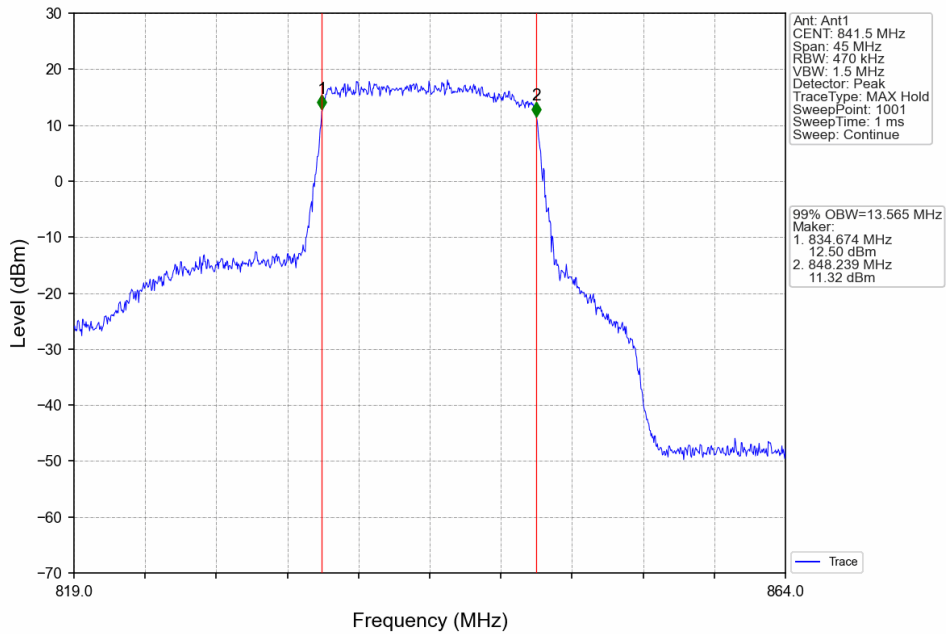
Band26c_15MHz_16QAM_LCH_821.5MHz_RB_75_0_NTNV



Band26c_15MHz_16QAM_MCH_831.5MHz_RB_75_0_NTNV



Band26c_15MHz_16QAM_HCH_841.5MHz_RB_75_0_NTNV

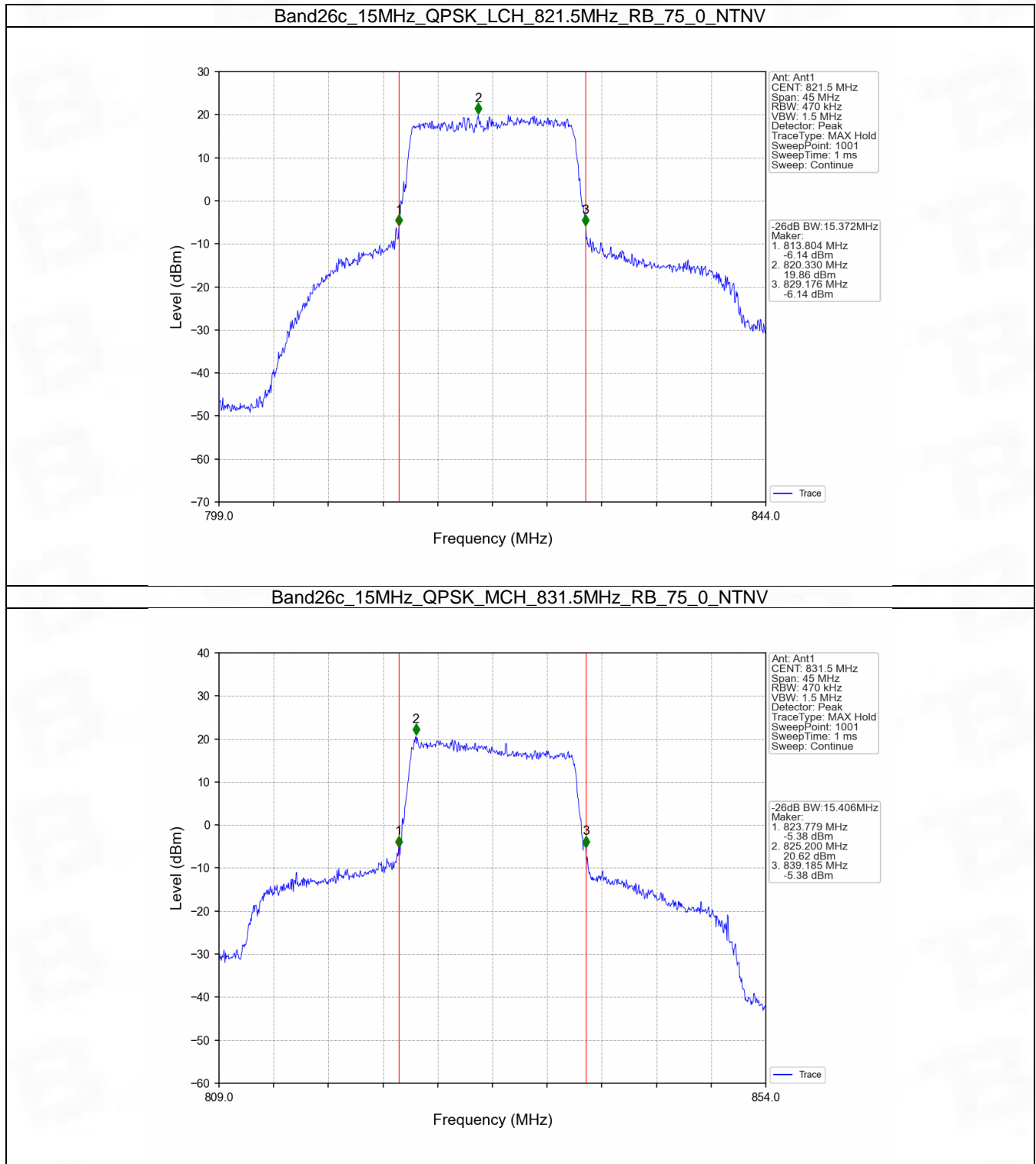


4.2 Band26c_XDB

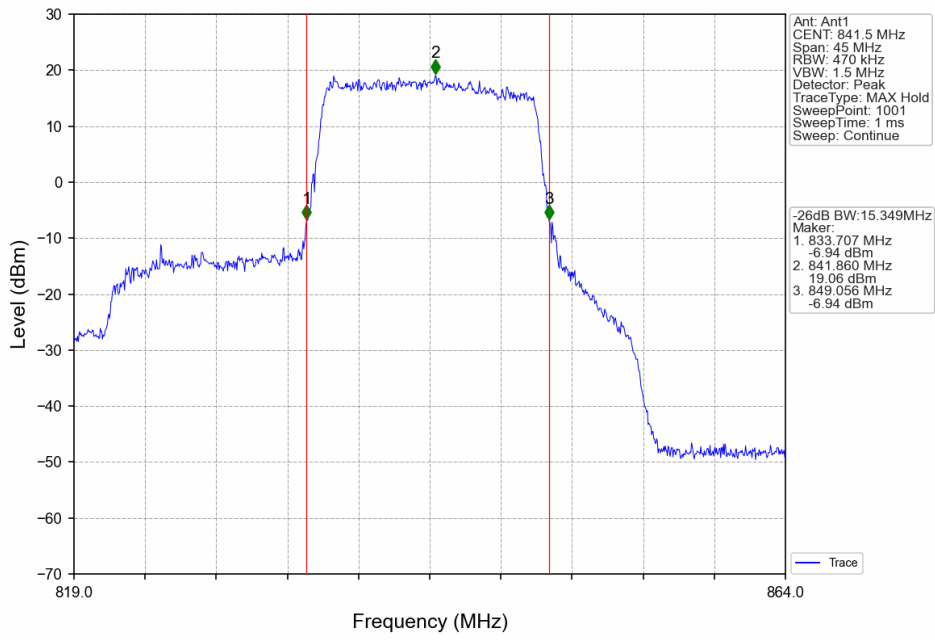
4.2.1 Test Result

Band: 26c / NTNV						
Bandwidth (MHz)	Modulation	Frequency (MHz)	RB Allocation		26dB Bandwidth (MHz)	Verdict
			Size	Offset	Result	
15	QPSK	821.5	75	0	15.372	Pass
		831.5	75	0	15.406	Pass
		841.5	75	0	15.349	Pass
	16QAM	821.5	75	0	15.232	Pass
		831.5	75	0	15.328	Pass
		841.5	75	0	15.297	Pass

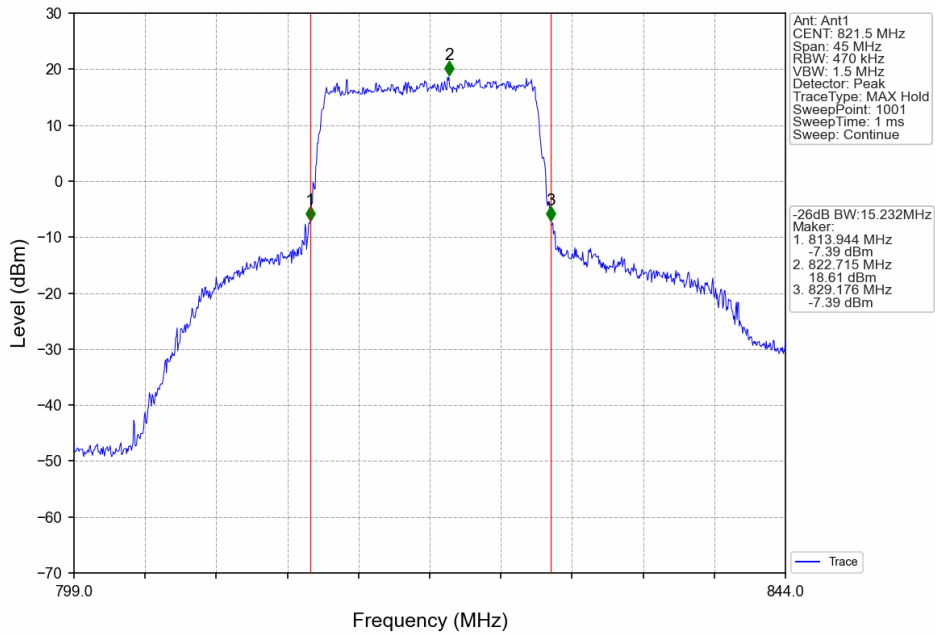
4.2.2 Test Graph



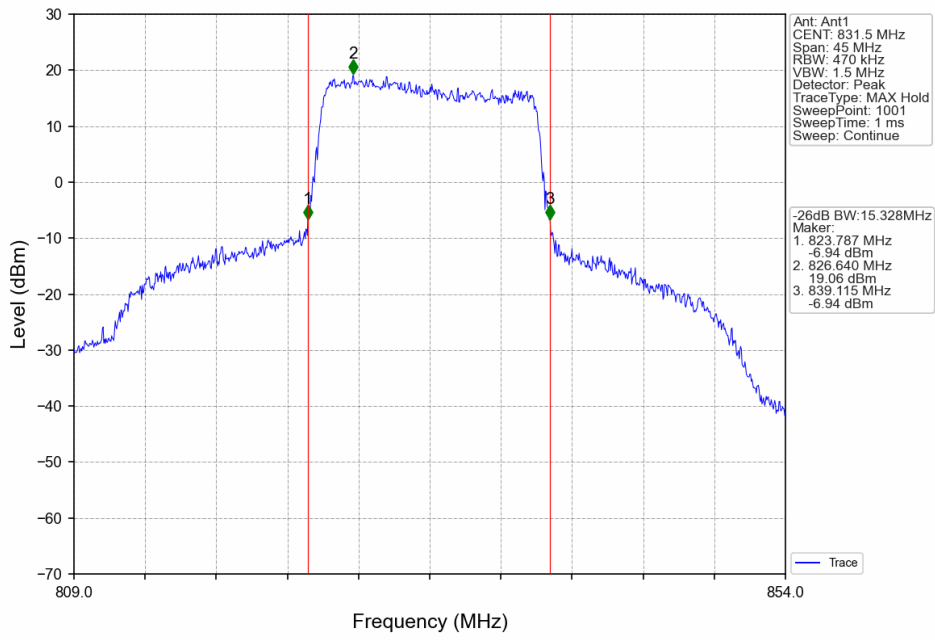
Band26c_15MHz_QPSK_HCH_841.5MHz_RB_75_0_NTNV



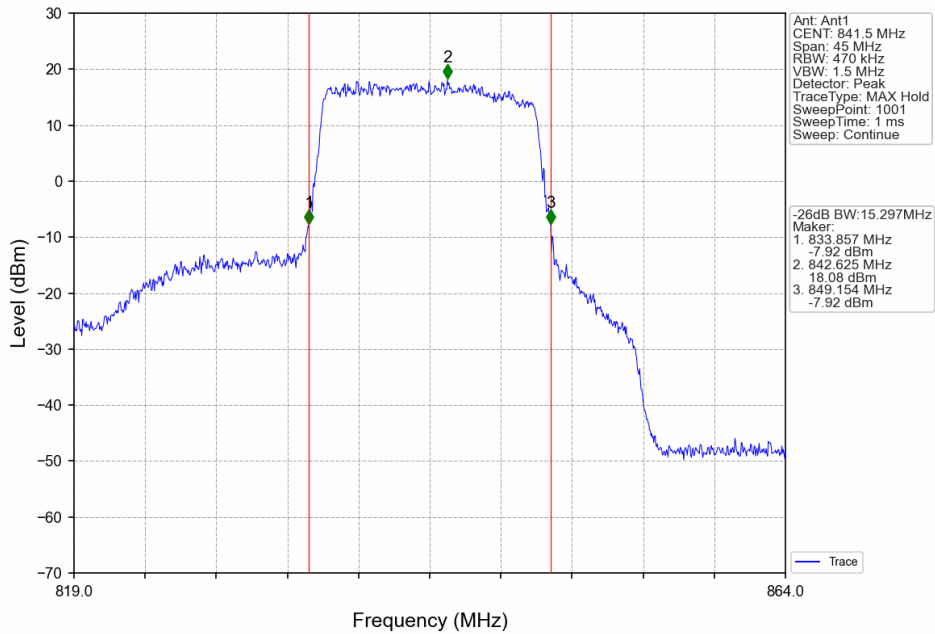
Band26c_15MHz_16QAM_LCH_821.5MHz_RB_75_0_NTNV



Band26c_15MHz_16QAM_MCH_831.5MHz_RB_75_0_NTNV



Band26c_15MHz_16QAM_HCH_841.5MHz_RB_75_0_NTNV



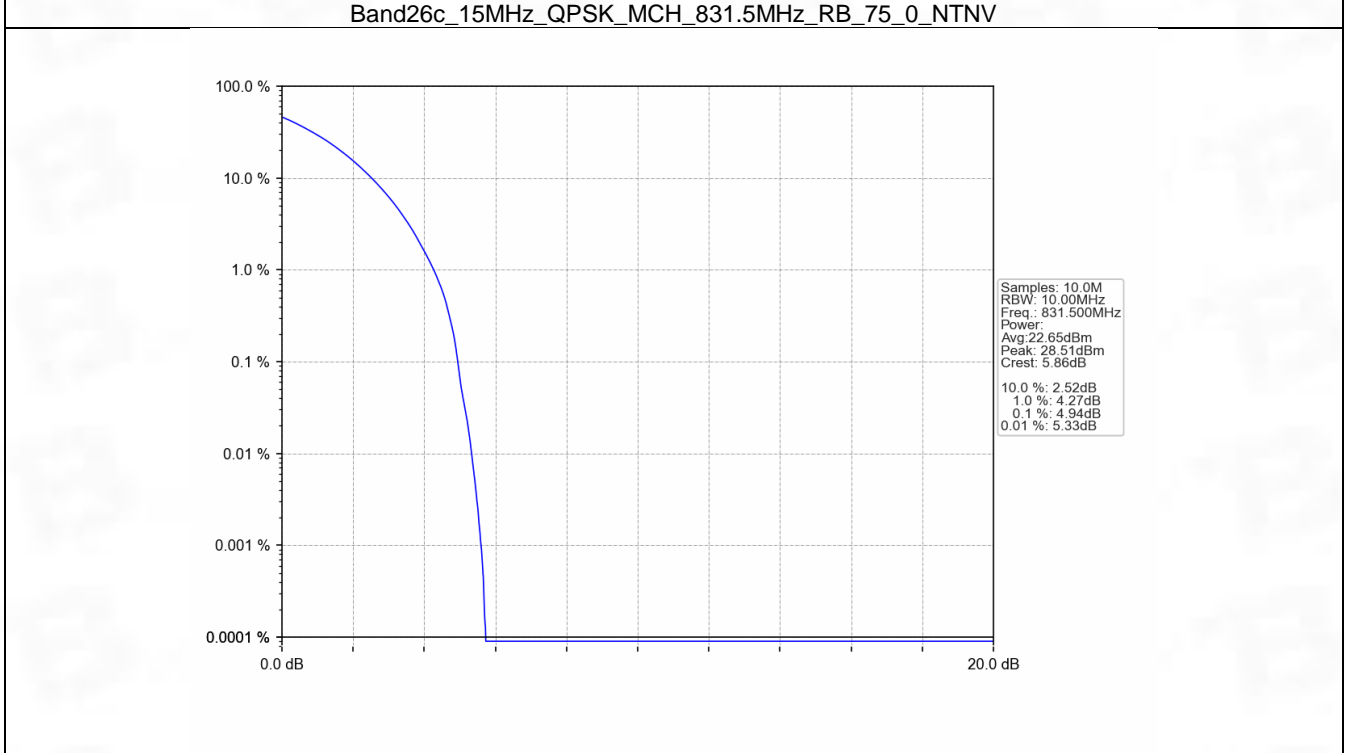
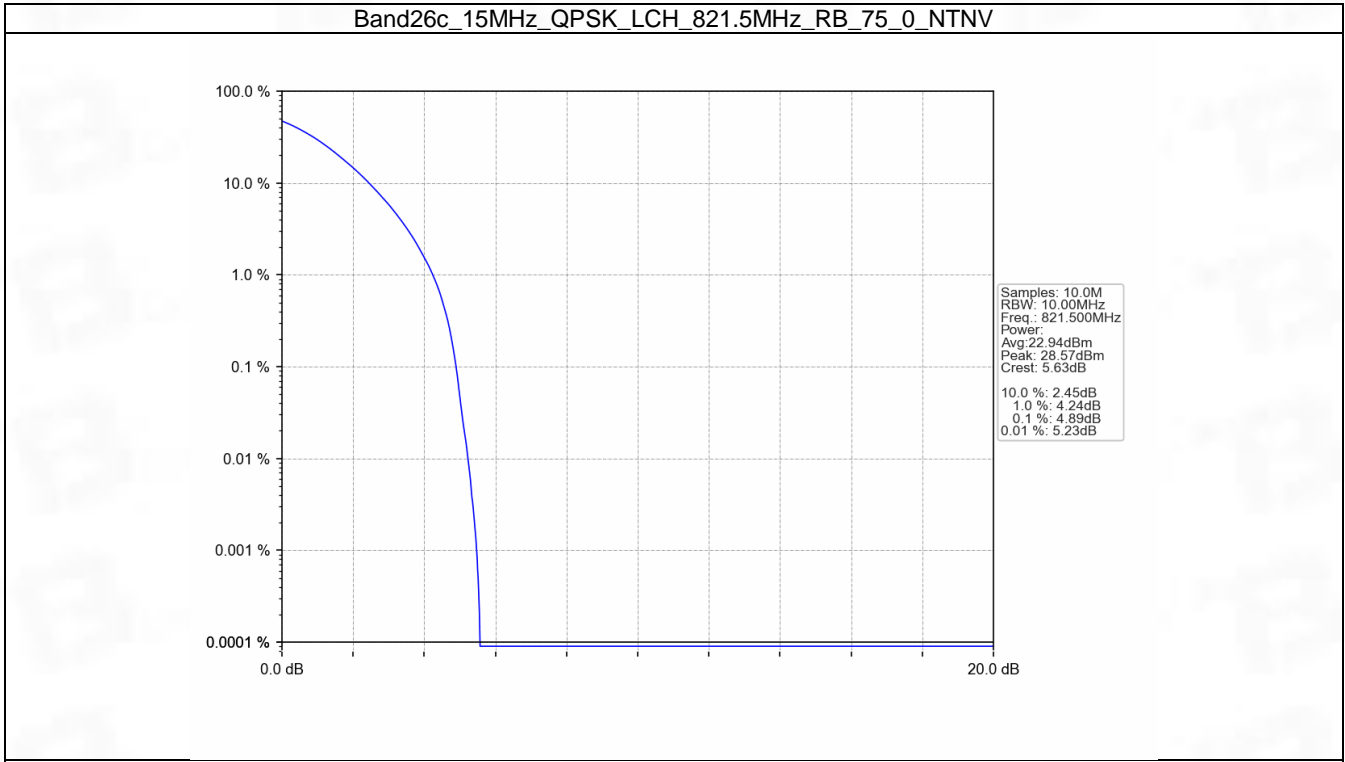
5. Peak-Average Ratio

5.1 B26c_15MHz

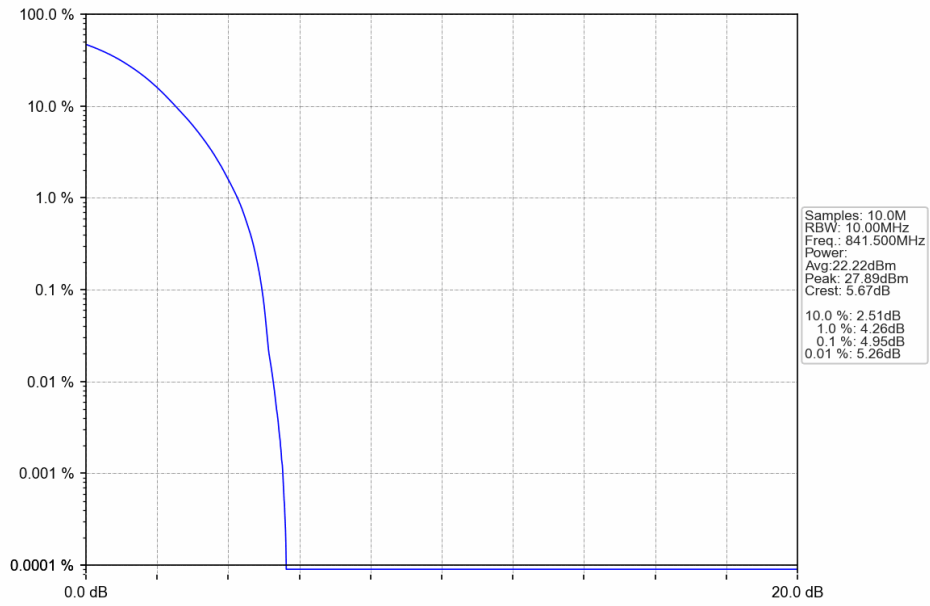
5.1.1 Test Result

Band: 26c / Bandwidth: 15MHz / NTN						
Modulation	Frequency (MHz)	RB Allocation		Peak-Average Ratio (dB)		Verdict
		Size	Offset	Result	Limit	
QPSK	821.5	75	0	4.89	<=13	Pass
	831.5	75	0	4.94	<=13	Pass
	841.5	75	0	4.95	<=13	Pass
16QAM	821.5	75	0	5.70	<=13	Pass
	831.5	75	0	5.67	<=13	Pass
	841.5	75	0	5.78	<=13	Pass

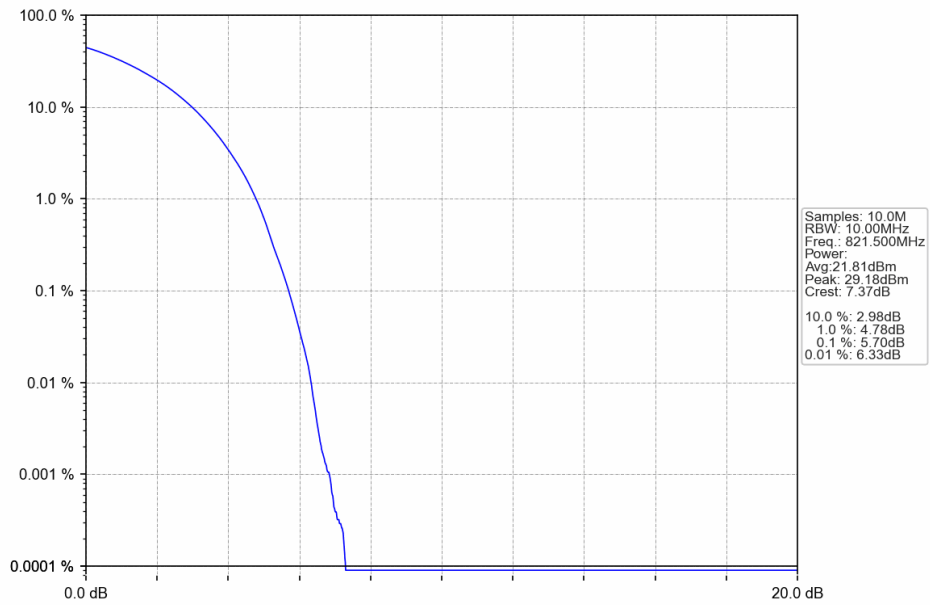
5.1.2 Test Graph



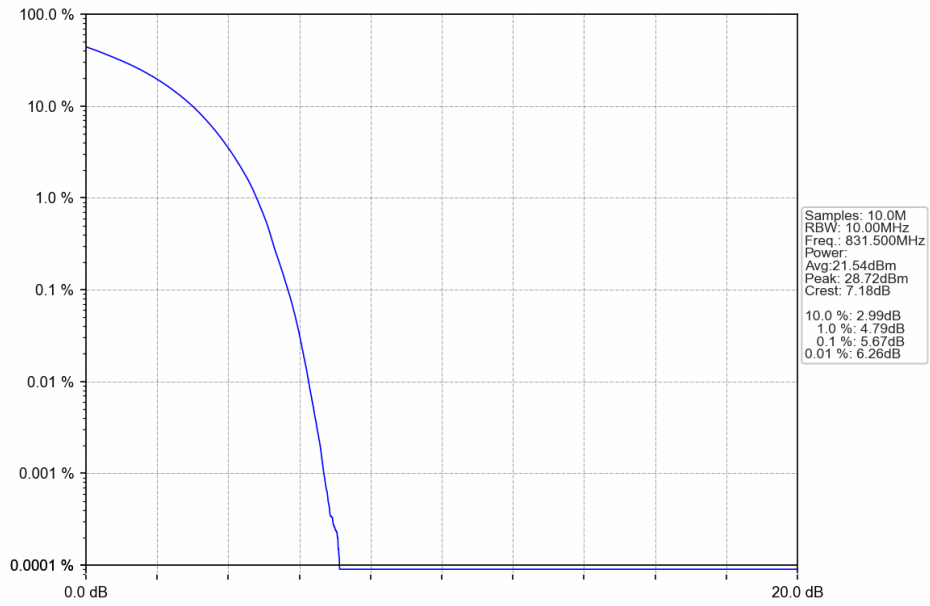
Band26c_15MHz_QPSK_HCH_841.5MHz_RB_75_0_NTNV



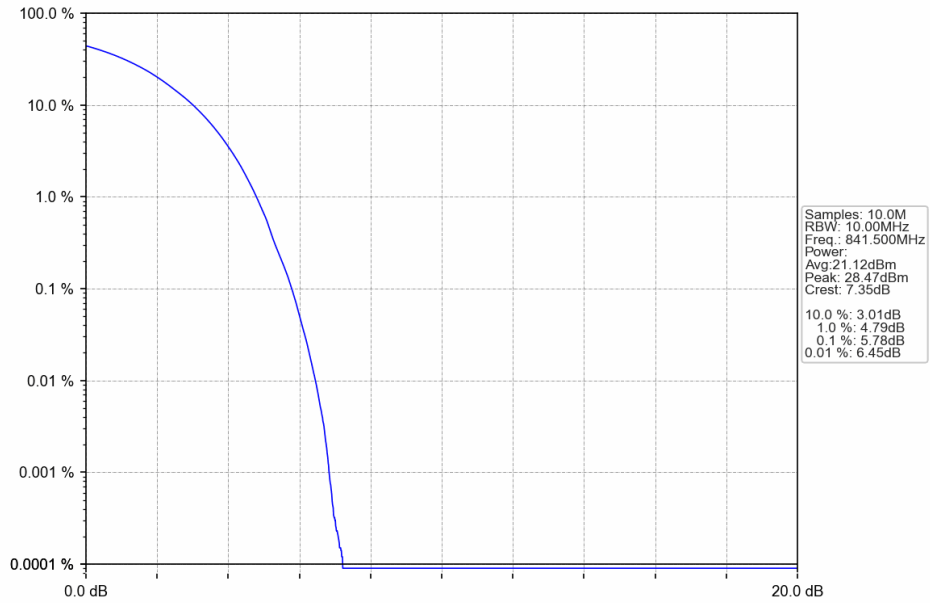
Band26c_15MHz_16QAM_LCH_821.5MHz_RB_75_0_NTNV



Band26c_15MHz_16QAM_MCH_831.5MHz_RB_75_0_NTNV



Band26c_15MHz_16QAM_HCH_841.5MHz_RB_75_0_NTNV



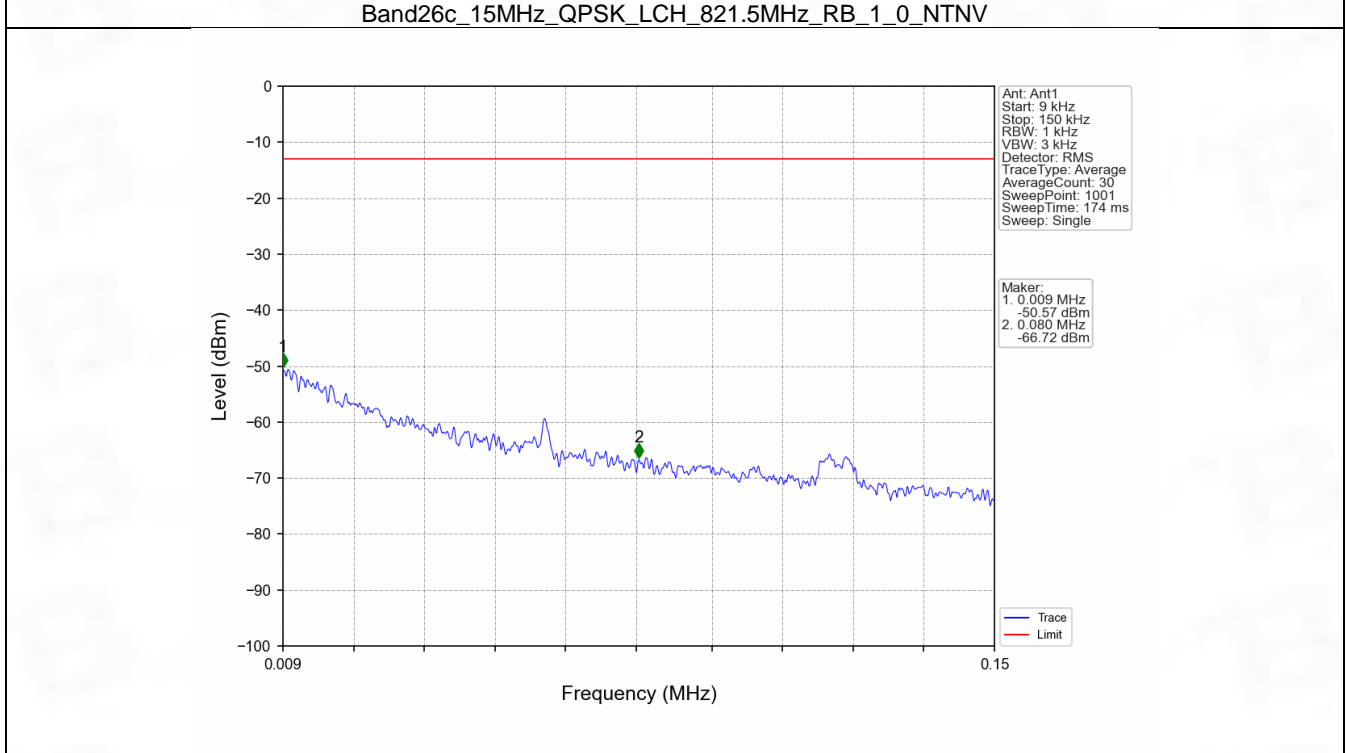
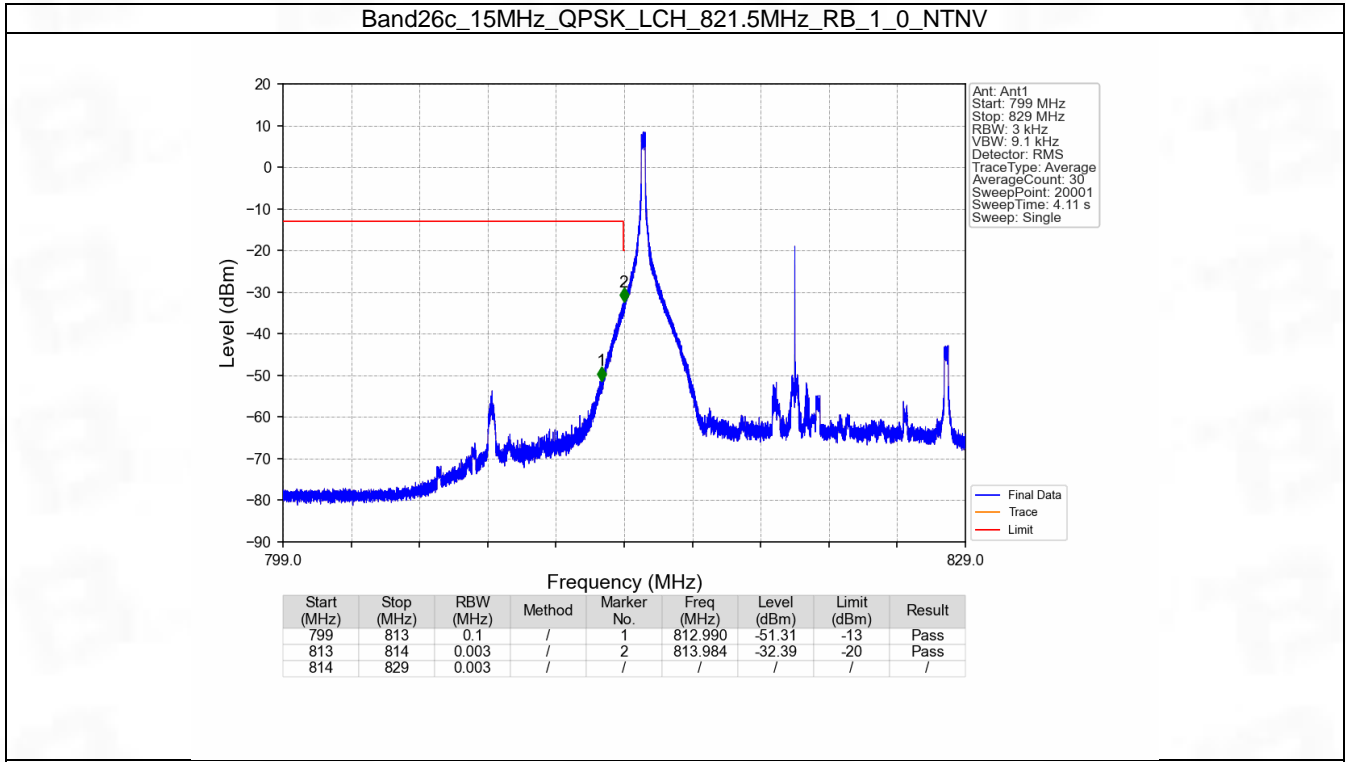
6. Spurious Emission

6.1 B26c_15MHz

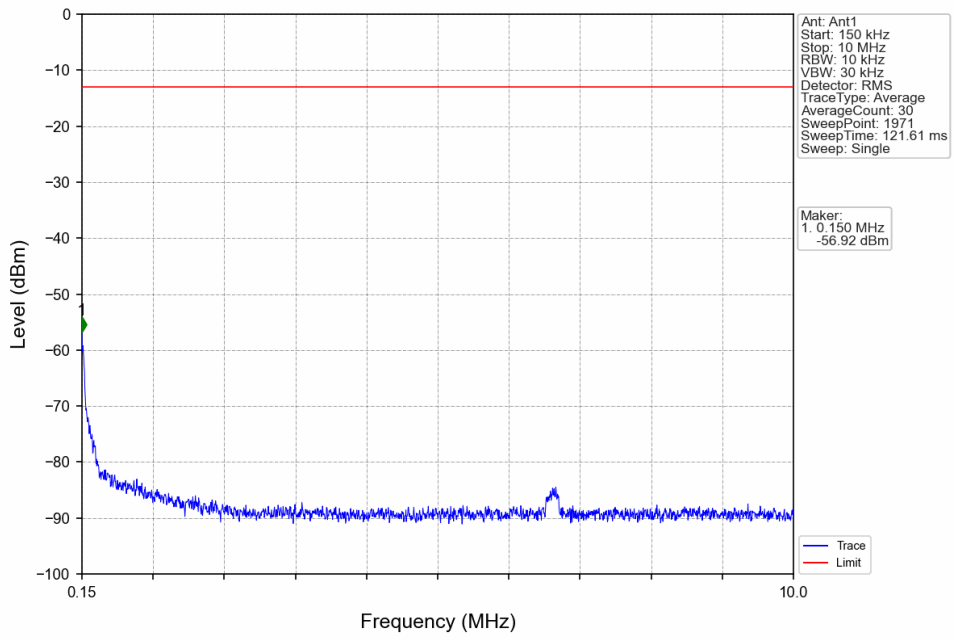
6.1.1 Test Result

Band: 26c / Bandwidth: 15MHz / NTN						
Modulation	Frequency (MHz)	RB Allocation		Spurious Emission		Verdict
		Size	Offset	Result	Limit	
QPSK	821.5	1	0	Refer To Test Graph		Pass
		75	0	Refer To Test Graph		Pass
	831.5	1	0	Refer To Test Graph		Pass
		841.5	1	0	Refer To Test Graph	
				74	Refer To Test Graph	
			75	0	Refer To Test Graph	
16QAM	821.5	1	0	Refer To Test Graph		Pass
		75	0	Refer To Test Graph		Pass
	831.5	1	0	Refer To Test Graph		Pass
		841.5	1	0	Refer To Test Graph	
				74	Refer To Test Graph	
			75	0	Refer To Test Graph	

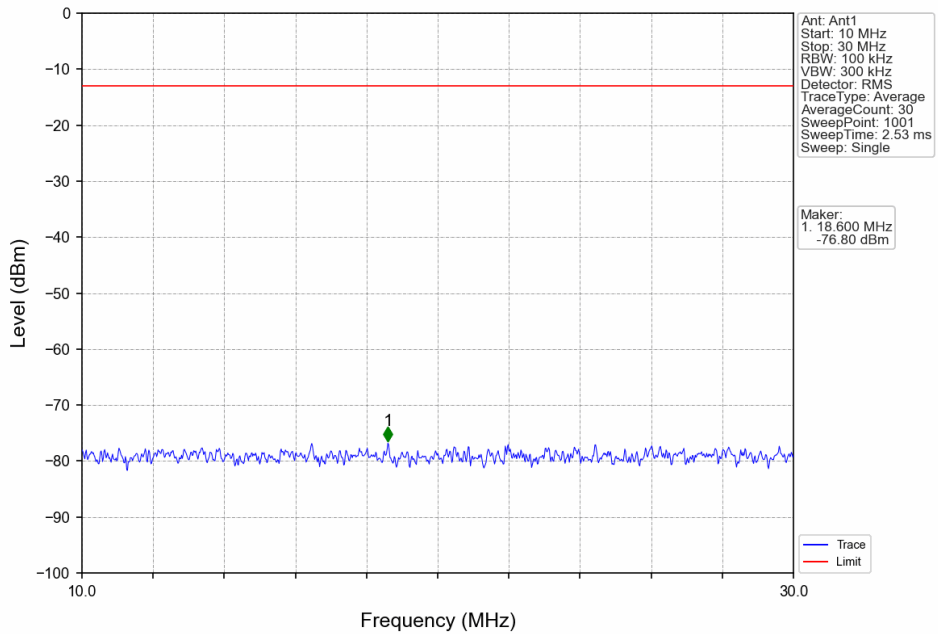
6.1.2 Test Graph



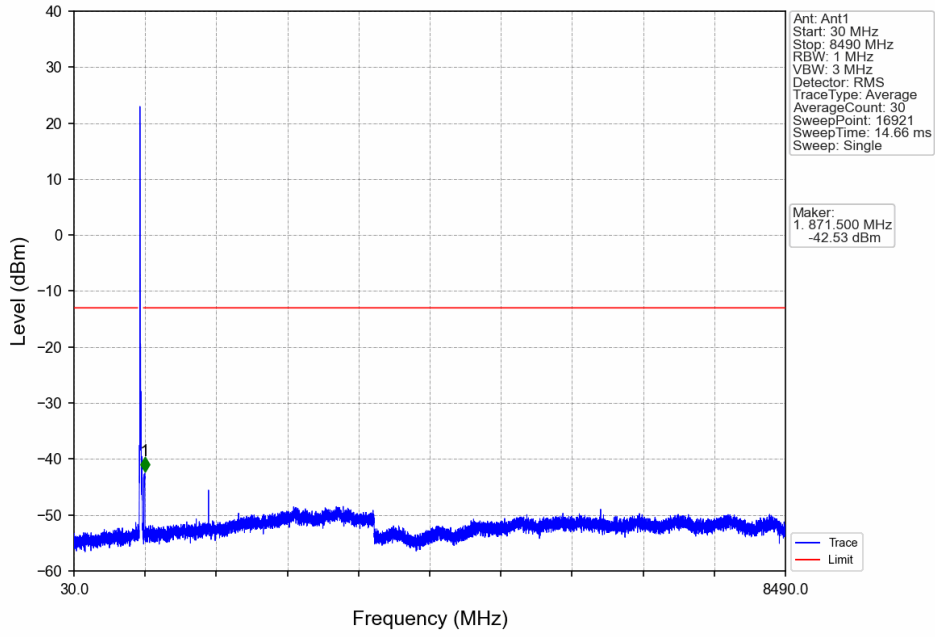
Band26c_15MHz_QPSK_LCH_821.5MHz_RB_1_0_NTNV



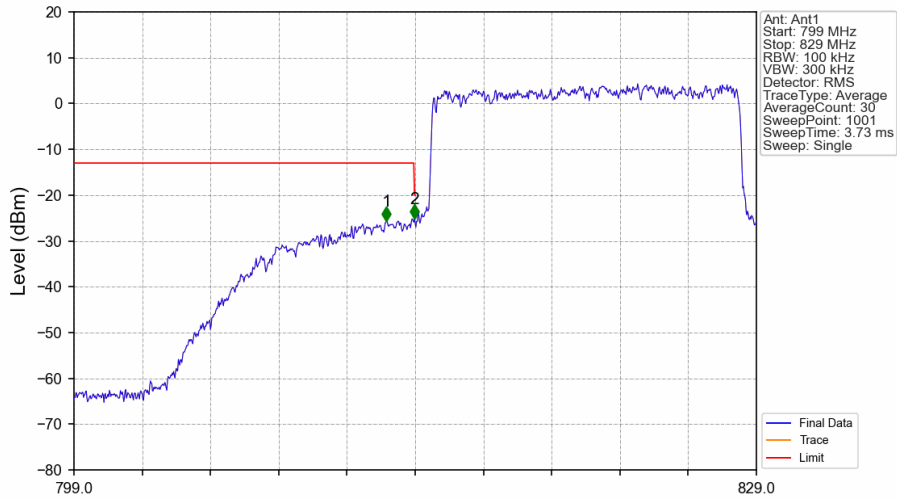
Band26c_15MHz_QPSK_LCH_821.5MHz_RB_1_0_NTNV



Band26c_15MHz_QPSK_LCH_821.5MHz_RB_1_0_NTNV

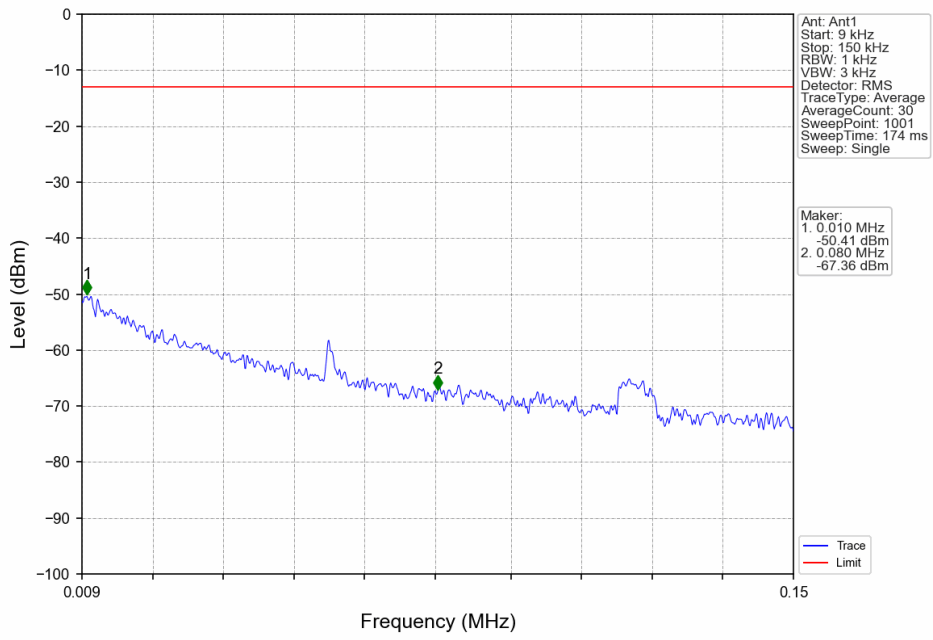


Band26c_15MHz_QPSK_LCH_821.5MHz_RB_75_0_NTNV

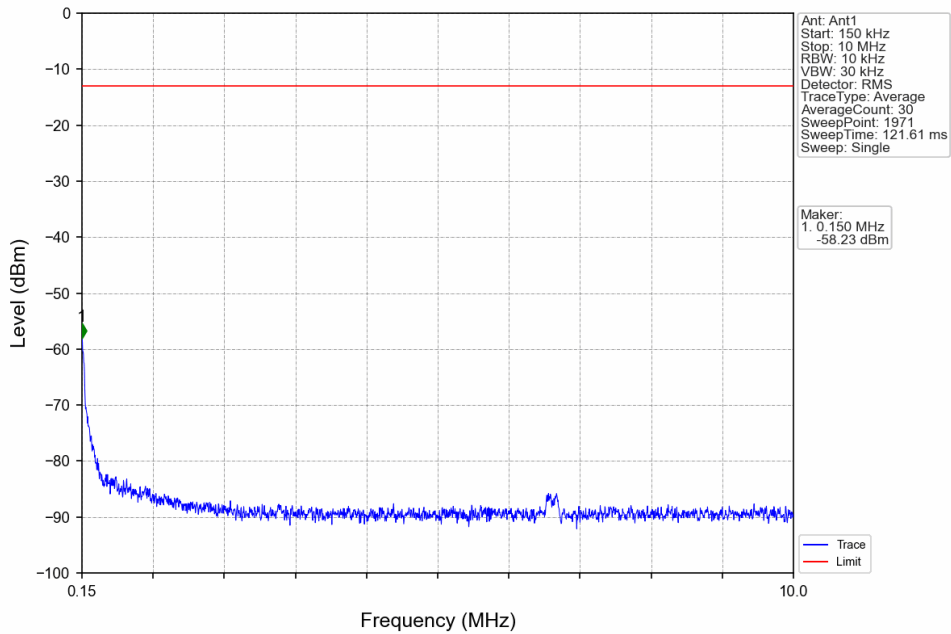


Start (MHz)	Stop (MHz)	RBW (MHz)	Method	Marker No.	Freq (MHz)	Level (dBm)	Limit (dBm)	Result
799	813	0.1	/	1	812.740	-25.67	-13	Pass
813	814	0.154	/	2	813.970	-25.20	-20	Pass
814	829	0.154	/	/	/	/	/	/

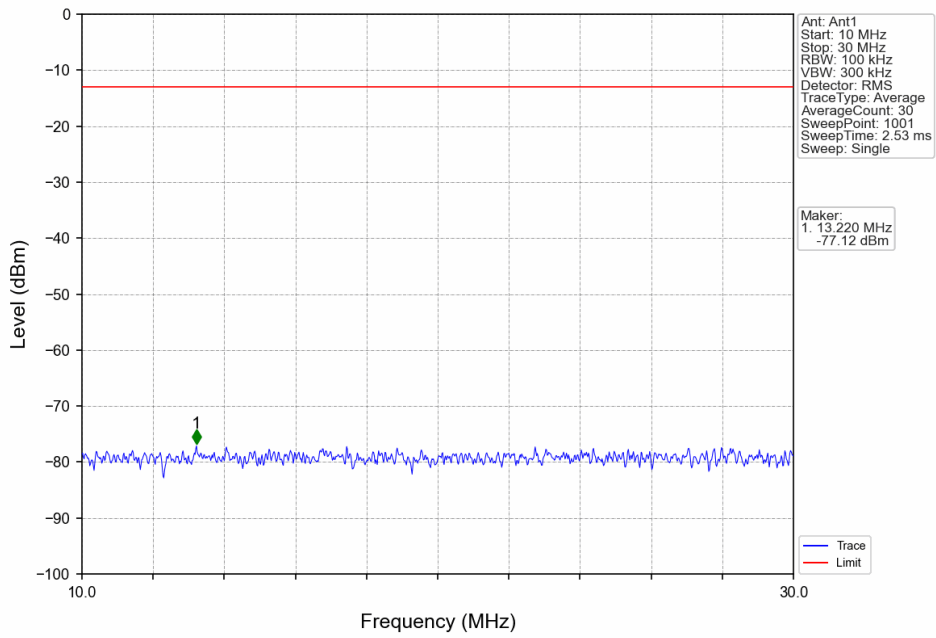
Band26c_15MHz_QPSK_MCH_831.5MHz_RB_1_0_NTNV



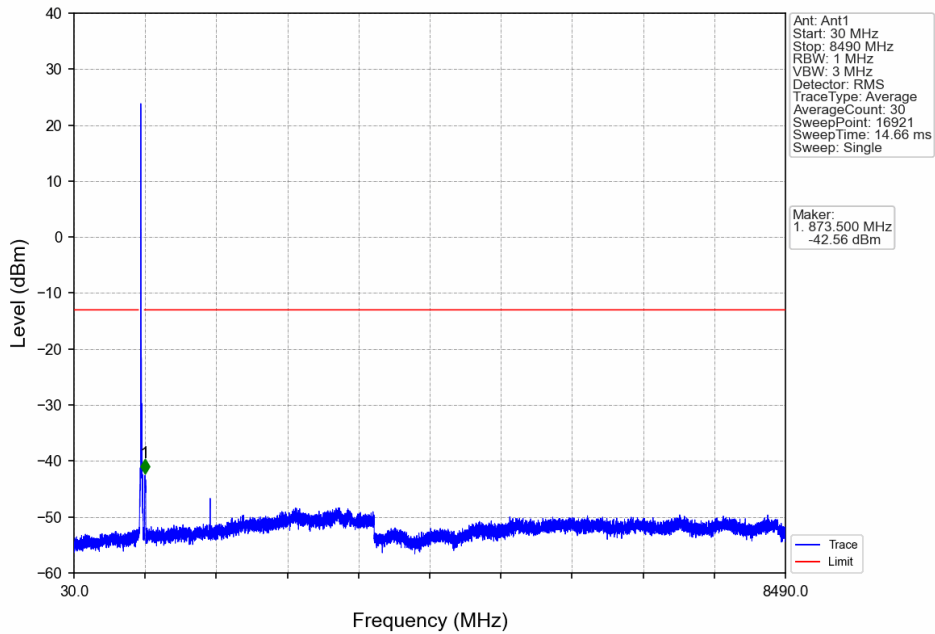
Band26c_15MHz_QPSK_MCH_831.5MHz_RB_1_0_NTNV



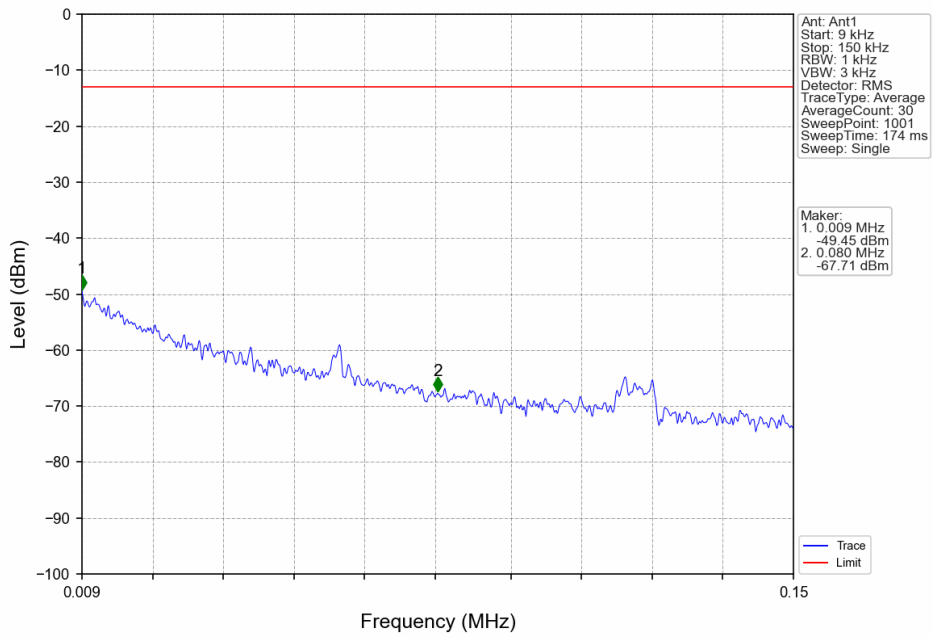
Band26c_15MHz_QPSK_MCH_831.5MHz_RB_1_0_NTNV



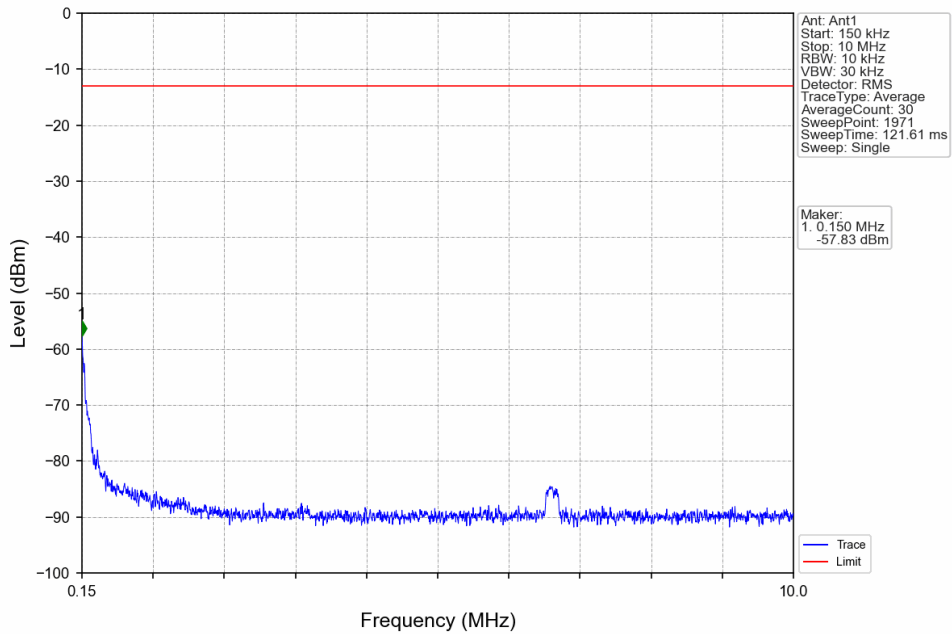
Band26c_15MHz_QPSK_MCH_831.5MHz_RB_1_0_NTNV



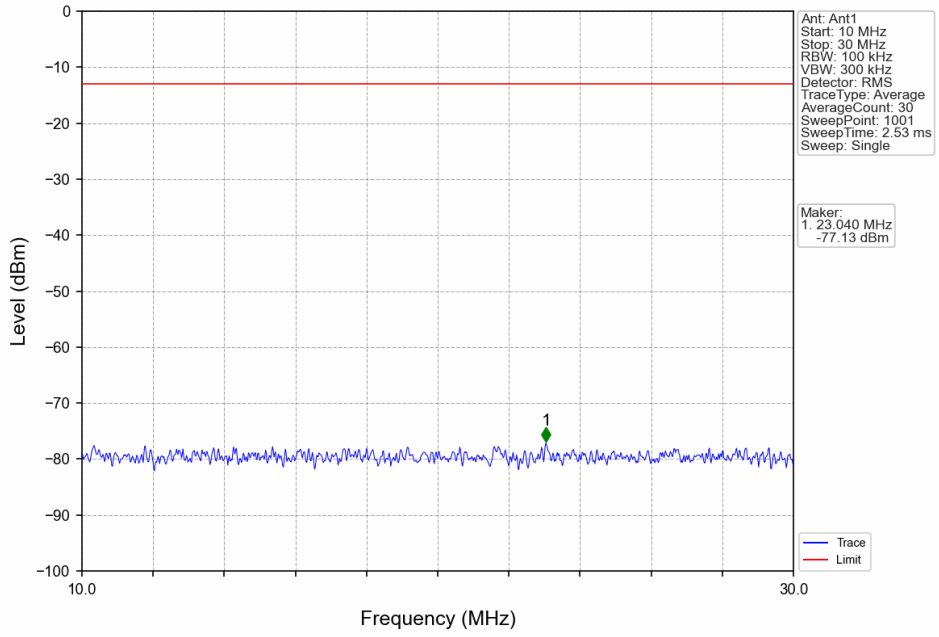
Band26c_15MHz_QPSK_HCH_841.5MHz_RB_1_0_NTNV



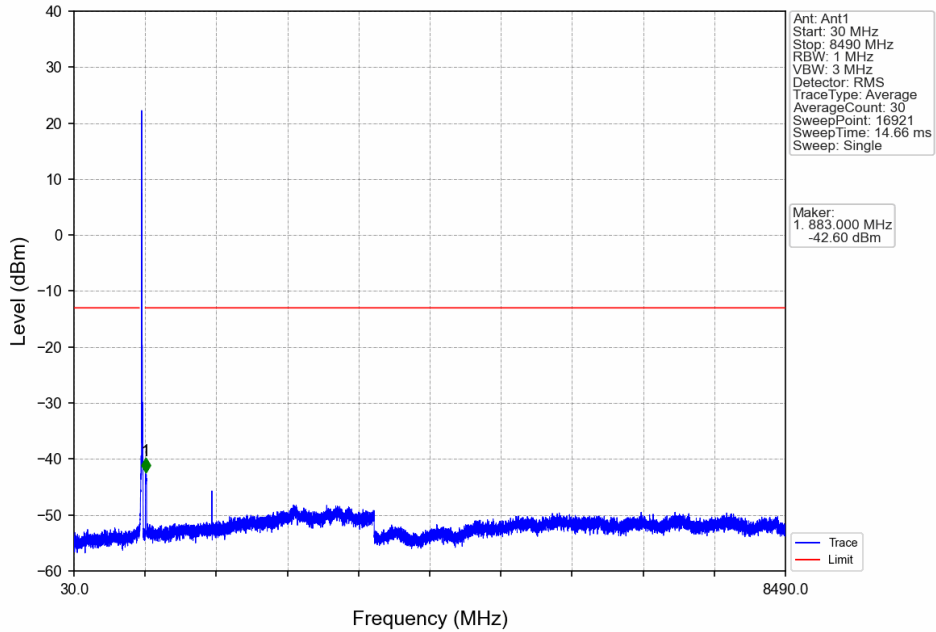
Band26c_15MHz_QPSK_HCH_841.5MHz_RB_1_0_NTNV



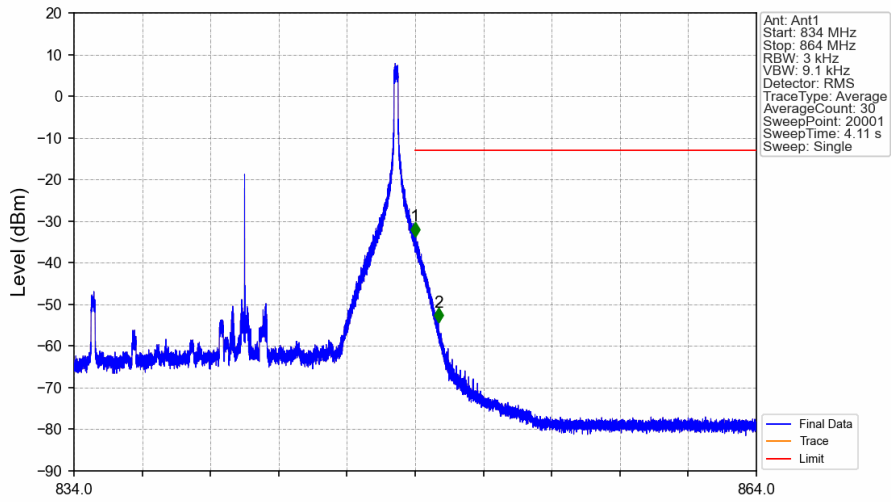
Band26c_15MHz_QPSK_HCH_841.5MHz_RB_1_0_NTNV



Band26c_15MHz_QPSK_HCH_841.5MHz_RB_1_0_NTNV

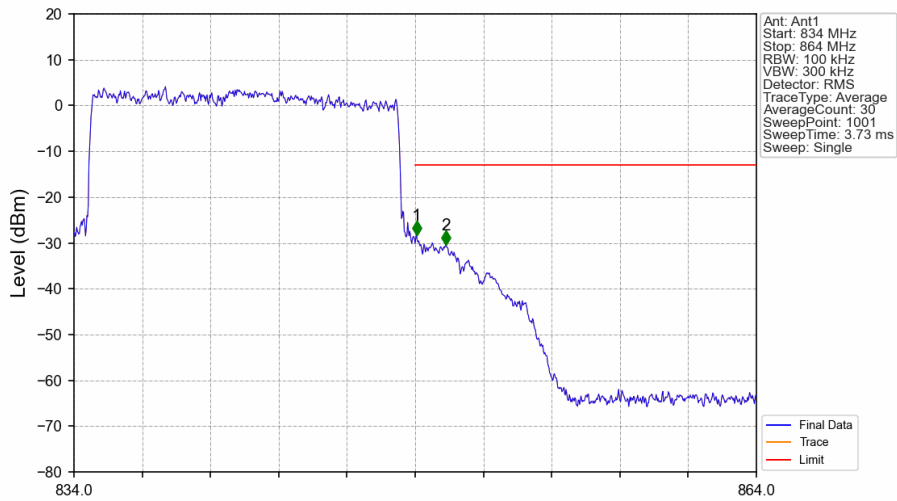


Band26c_15MHz_QPSK_HCH_841.5MHz_RB_1_74_NTNV



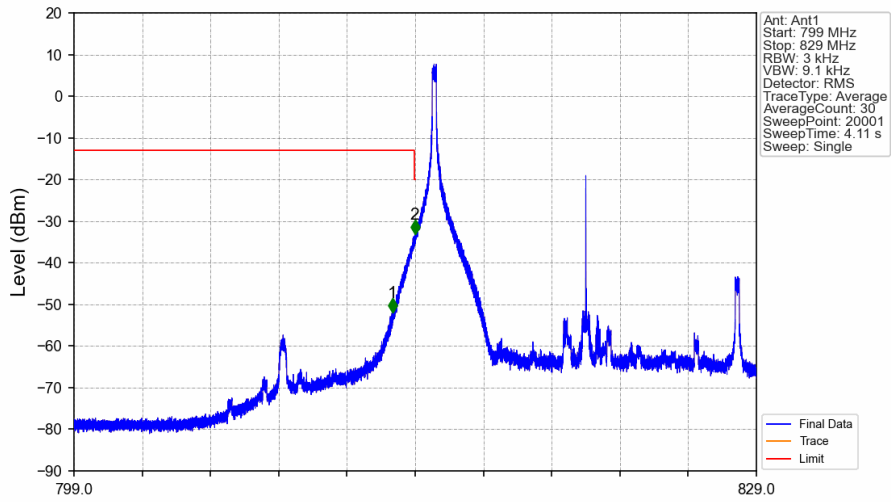
Start (MHz)	Stop (MHz)	RBW (MHz)	Method	Marker No.	Freq (MHz)	Level (dBm)	Limit (dBm)	Result
834	849	0.003	/	1	849.001	-33.67	-13	Pass
849	850	0.003	/	2	850.021	-54.32	-13	Pass

Band26c_15MHz_QPSK_HCH_841.5MHz_RB_75_0_NTNV



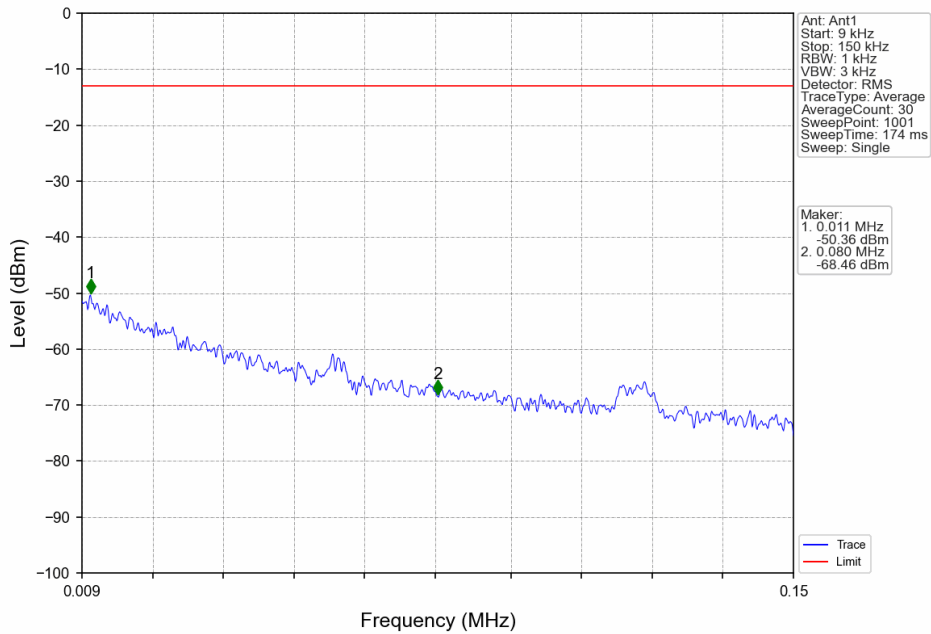
Start (MHz)	Stop (MHz)	RBW (MHz)	Method	Marker No.	Freq (MHz)	Level (dBm)	Limit (dBm)	Result
834	849	0.153	/	1	849.060	-28.35	-13	Pass
849	850	0.153	/	2	850.350	-30.39	-13	Pass

Band26c_15MHz_16QAM_LCH_821.5MHz_RB_1_0_NTNV

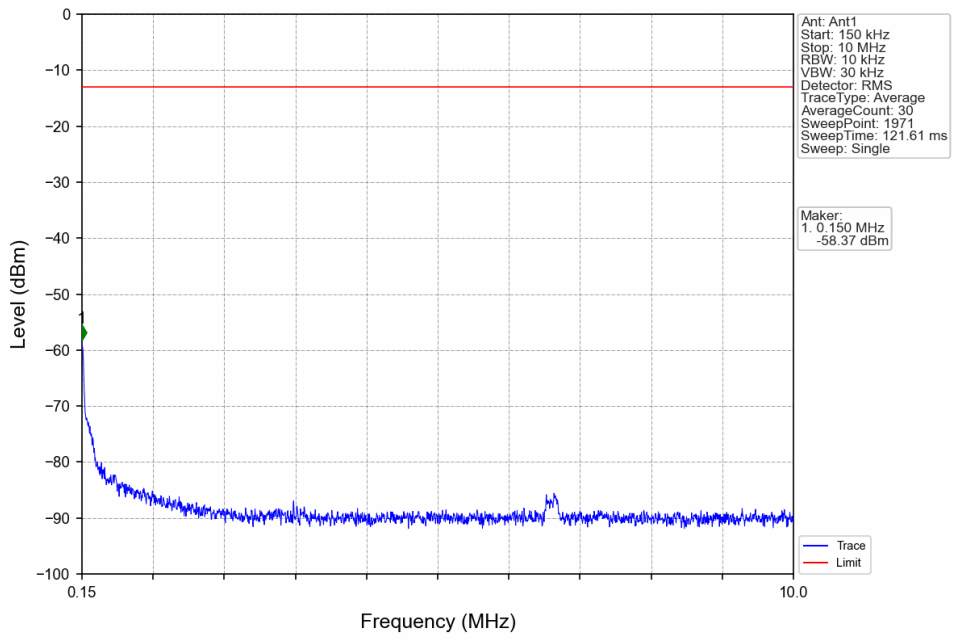


Start (MHz)	Stop (MHz)	RBW (MHz)	Method	Marker No.	Freq (MHz)	Level (dBm)	Limit (dBm)	Result
799	813	0.1	/	1	812.992	-51.95	-13	Pass
813	814	0.003	/	2	813.988	-33.10	-20	Pass
814	829	0.003	/	/	/	/	/	/

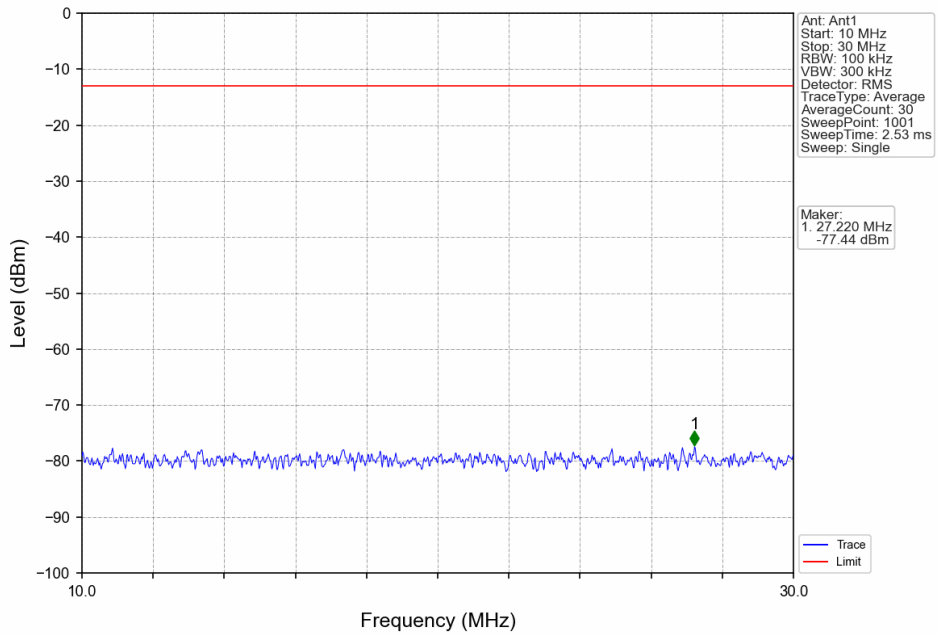
Band26c_15MHz_16QAM_LCH_821.5MHz_RB_1_0_NTNV



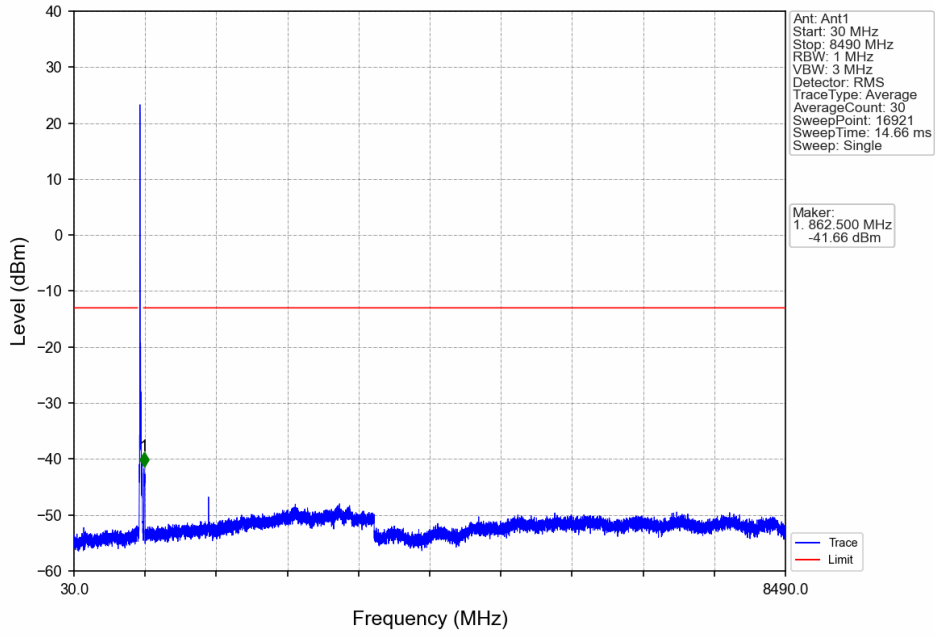
Band26c_15MHz_16QAM_LCH_821.5MHz_RB_1_0_NTNV



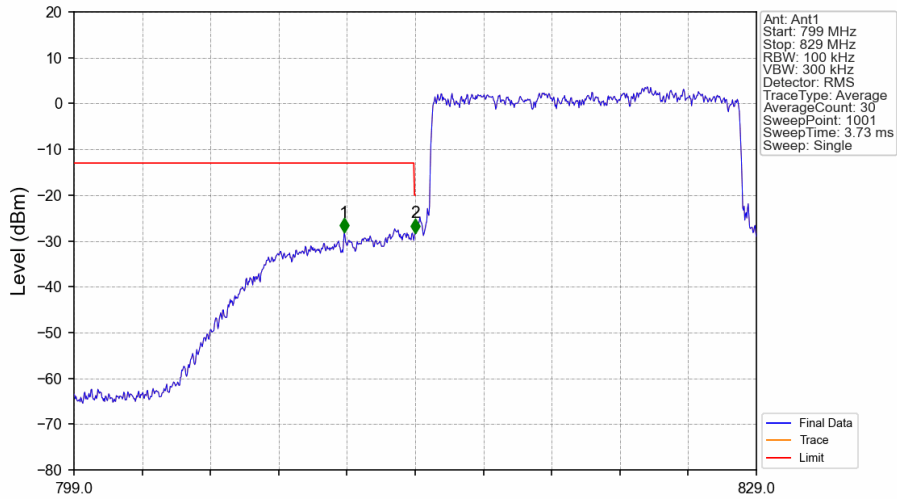
Band26c_15MHz_16QAM_LCH_821.5MHz_RB_1_0_NTNV



Band26c_15MHz_16QAM_LCH_821.5MHz_RB_1_0_NTNV

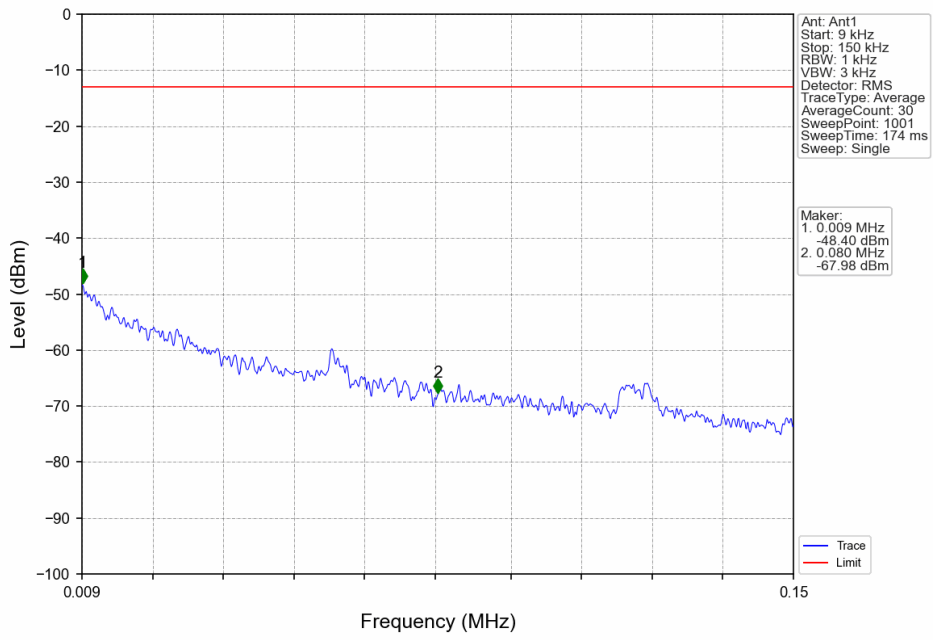


Band26c_15MHz_16QAM_LCH_821.5MHz_RB_75_0_NTNV

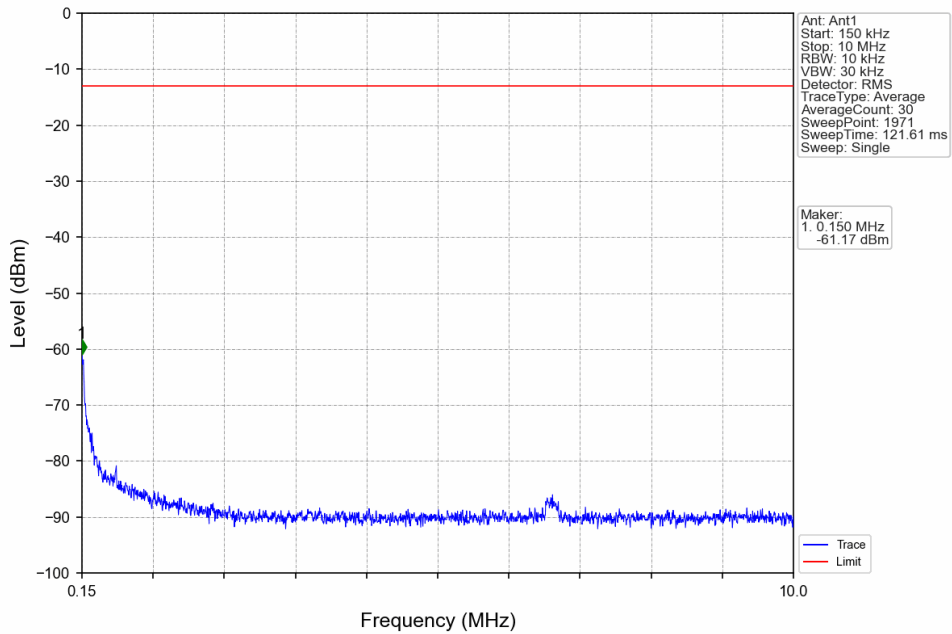


Start (MHz)	Stop (MHz)	RBW (MHz)	Method	Marker No.	Freq (MHz)	Level (dBm)	Limit (dBm)	Result
799	813	0.1	/	1	810.880	-28.19	-13	Pass
813	814	0.152	/	2	814.000	-28.23	-20	Pass
814	829	0.152	/	/	/	/	/	/

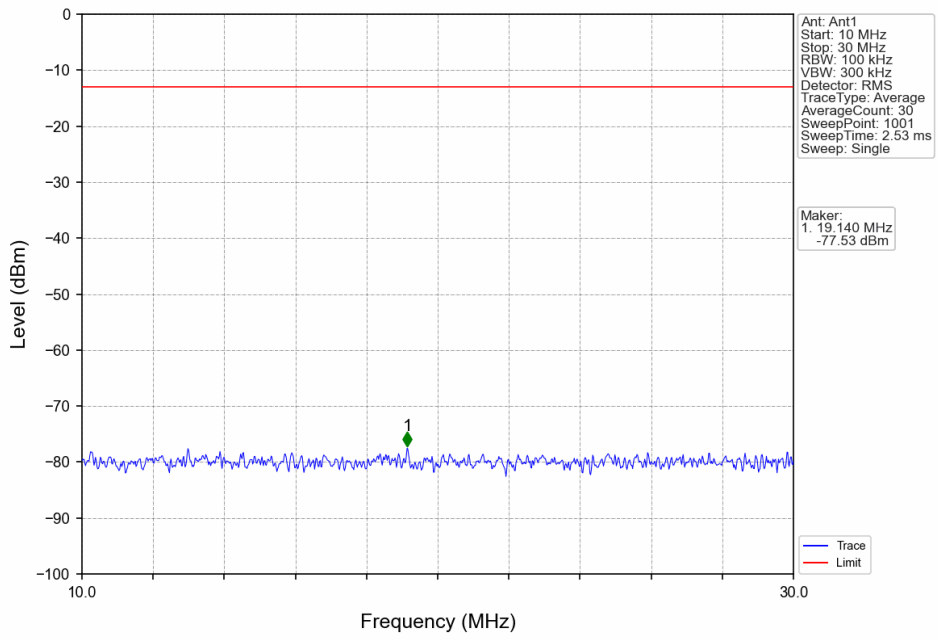
Band26c_15MHz_16QAM_MCH_831.5MHz_RB_1_0_NTNV



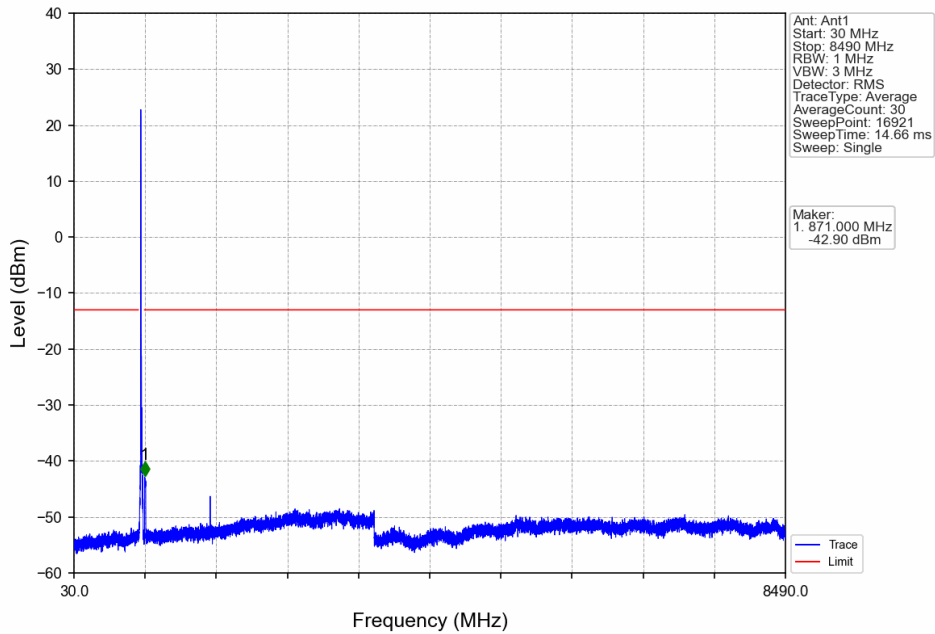
Band26c_15MHz_16QAM_MCH_831.5MHz_RB_1_0_NTNV



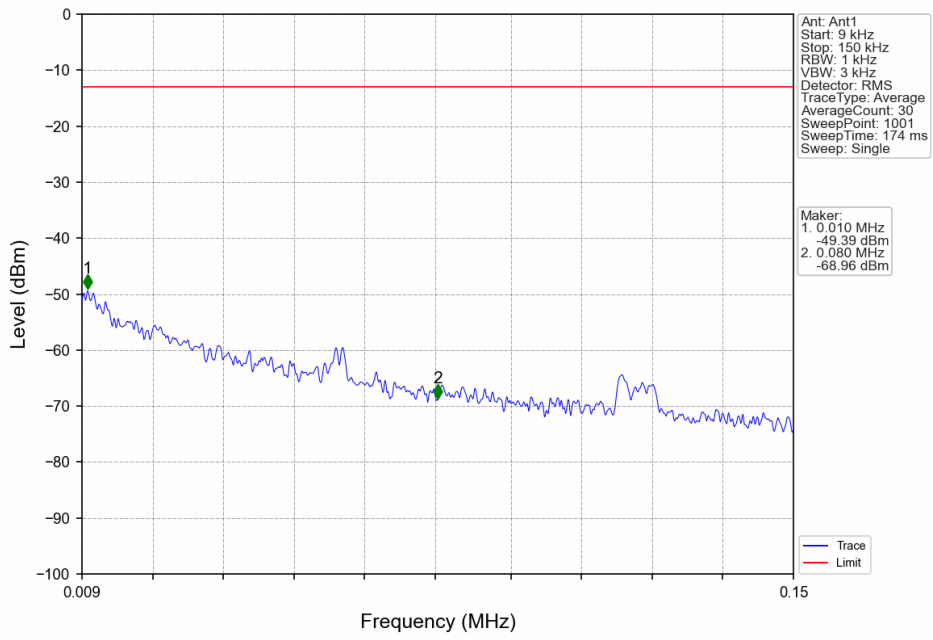
Band26c_15MHz_16QAM_MCH_831.5MHz_RB_1_0_NTNV



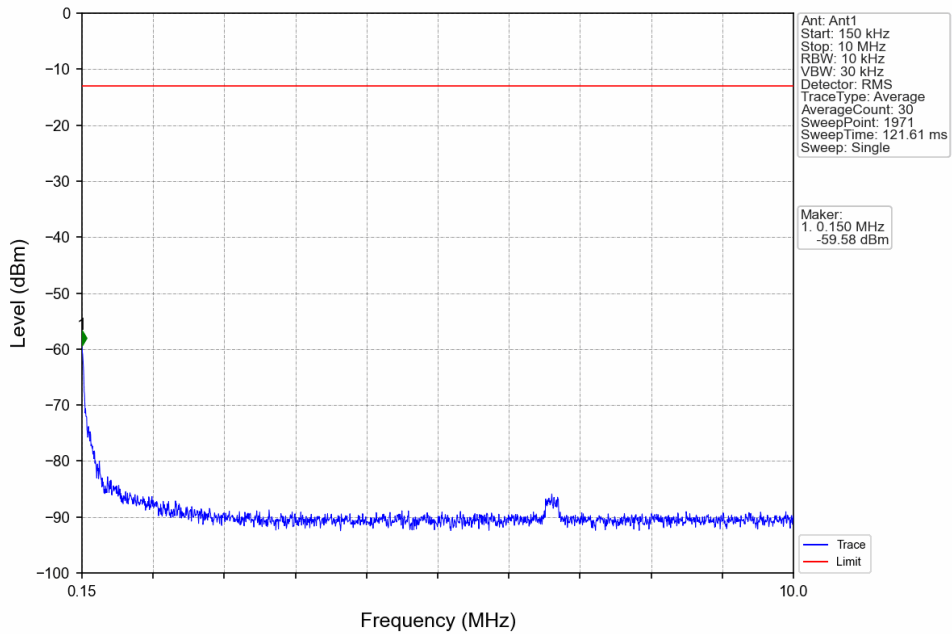
Band26c_15MHz_16QAM_MCH_831.5MHz_RB_1_0_NTNV



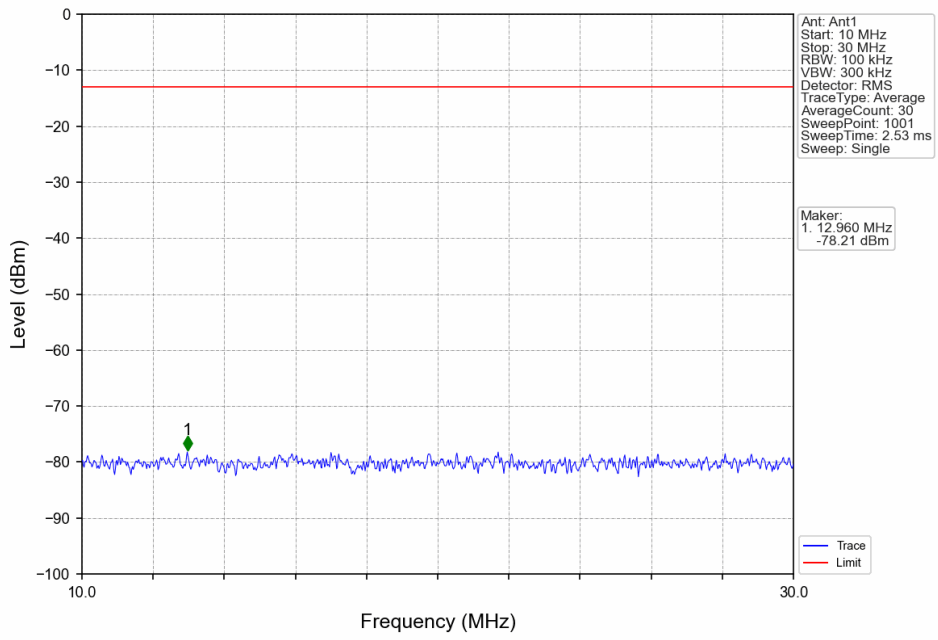
Band26c_15MHz_16QAM_HCH_841.5MHz_RB_1_0_NTNV



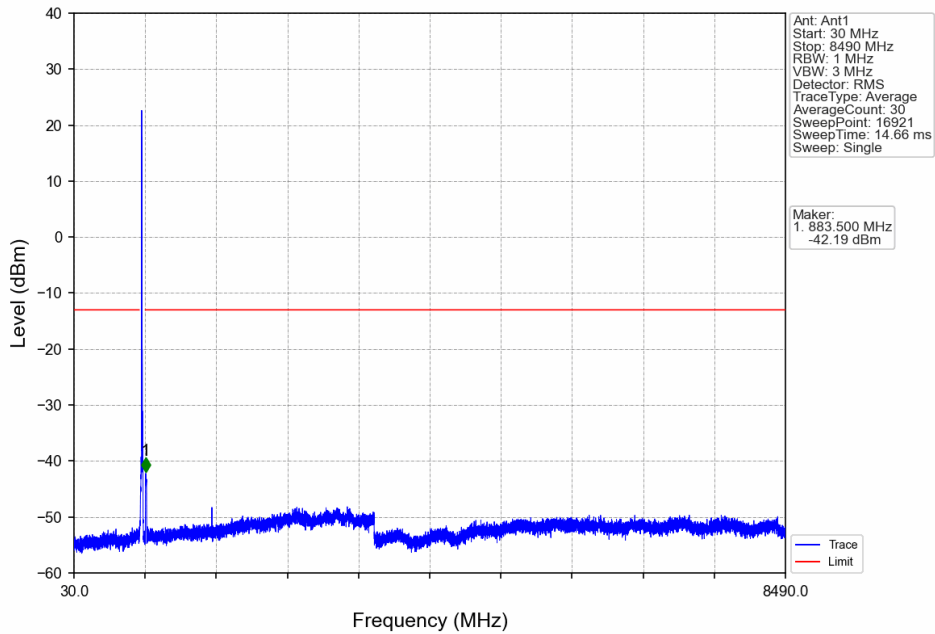
Band26c_15MHz_16QAM_HCH_841.5MHz_RB_1_0_NTNV



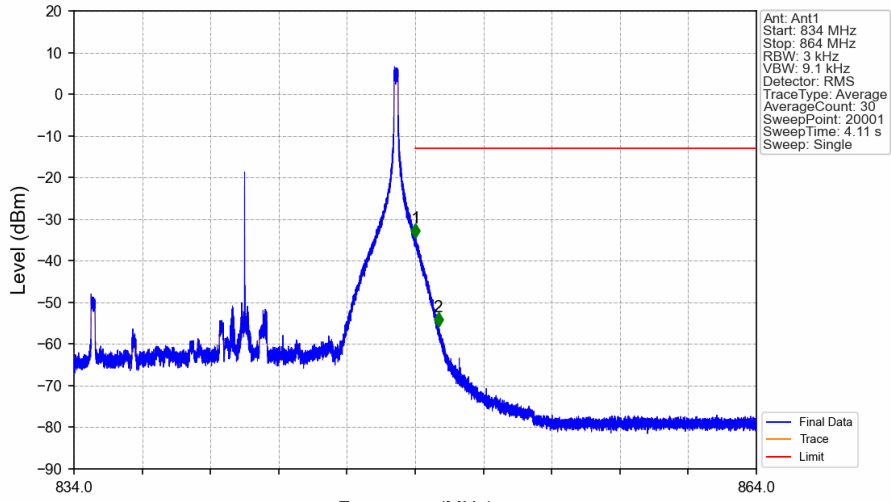
Band26c_15MHz_16QAM_HCH_841.5MHz_RB_1_0_NTNV



Band26c_15MHz_16QAM_HCH_841.5MHz_RB_1_0_NTNV

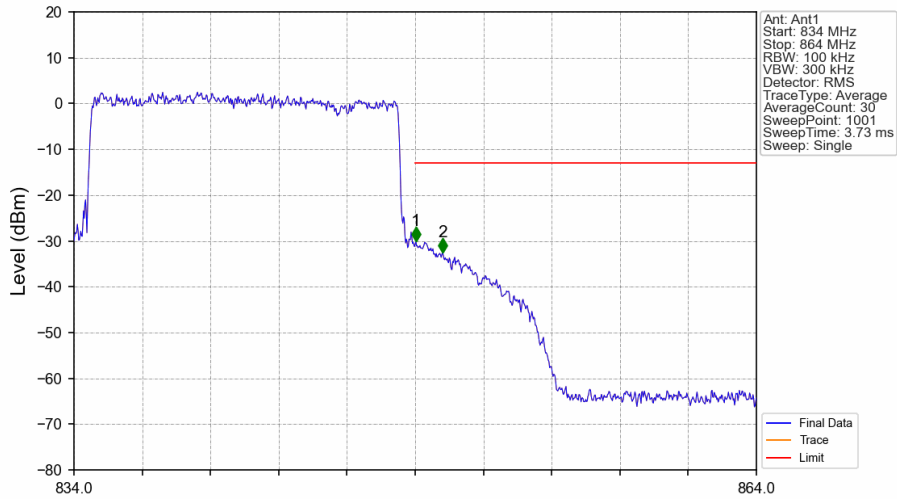


Band26c_15MHz_16QAM_HCH_841.5MHz_RB_1_74_NTNV



Start (MHz)	Stop (MHz)	RBW (MHz)	Method	Marker No.	Freq (MHz)	Level (dBm)	Limit (dBm)	Result
834	849	0.003	/	/	/	/	/	/
849	850	0.003	/	1	849.015	-34.58	-13	Pass
850	864	0.1	/	2	850.013	-55.83	-13	Pass

Band26c_15MHz_16QAM_HCH_841.5MHz_RB_75_0_NTNV



Start (MHz)	Stop (MHz)	RBW (MHz)	Method	Marker No.	Freq (MHz)	Level (dBm)	Limit (dBm)	Result
834	849	0.153	/	/	/	/	/	/
849	850	0.153	/	1	849.030	-30.01	-13	Pass
850	864	0.1	/	2	850.200	-32.46	-13	Pass

7. Form731

7.1 Form731_Power

7.1.1 Test Result

Band	BW	Lower Freq	High Freq	MAX Power (W)	Value	Hz/ppm	Emission Designator	Rule Parts	MAX Power (dBm)
26c	15	821.5	841.5	0.2275	0.0107	ppm	13M6G7D	/	23.57
26c	15	821.5	841.5	0.1977	0.0130	ppm	13M7W7D	/	22.96

7.2 Form731_ERP

7.2.1 Test Result

Band	BW	Lower Freq	High Freq	MAX Power (W)	Value	Hz/ppm	Emission Designator	Rule Parts	MAX Power (dBm)
26c	15	821.5	841.5	0.1600	0.0107	ppm	13M6G7D	/	22.04
26c	15	821.5	841.5	0.1390	0.0130	ppm	13M7W7D	/	21.43