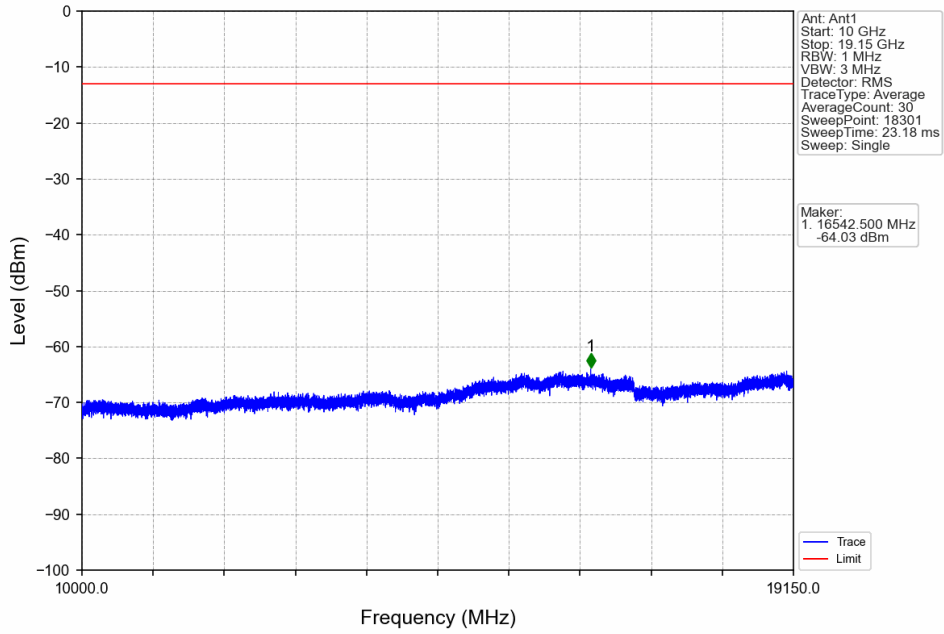
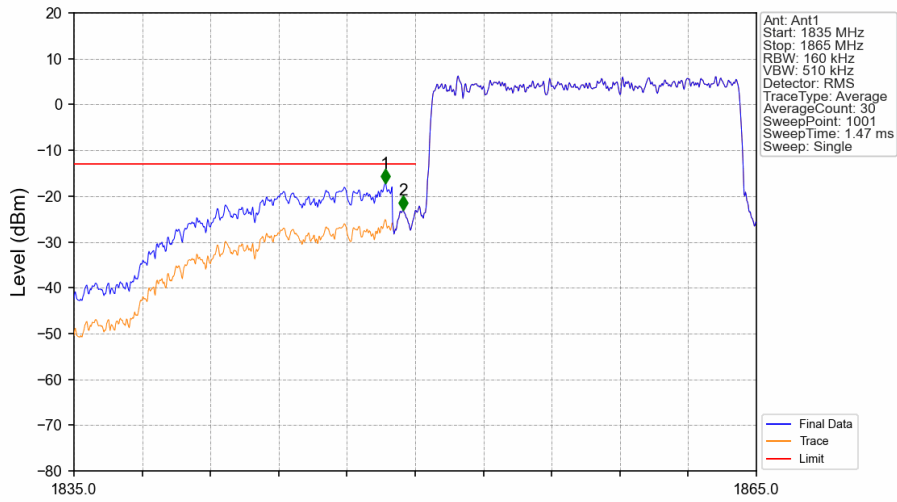


Band25_15MHz_QPSK_LCH_1857.5MHz_RB_1_0_NTNV

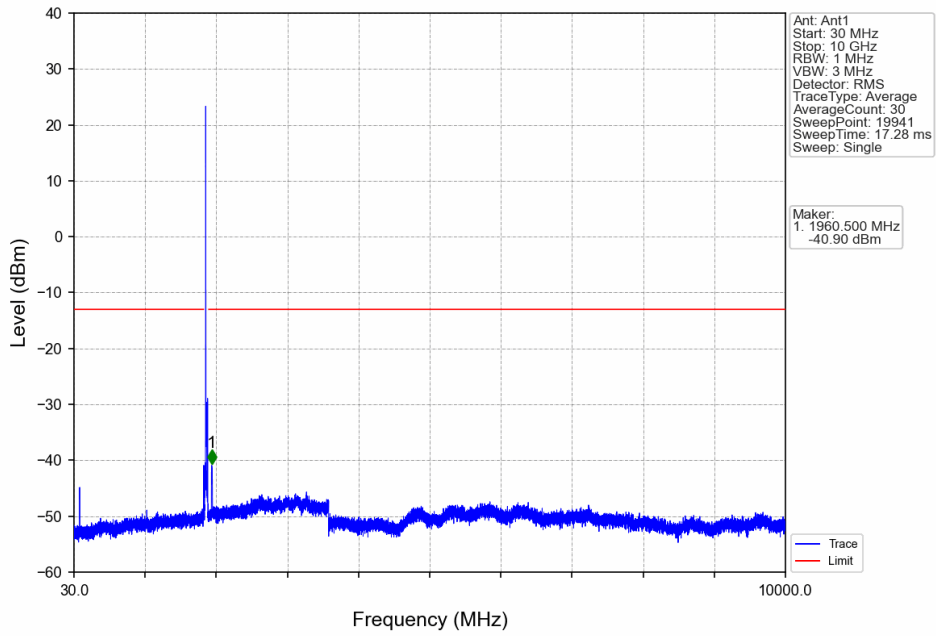


Band25_15MHz_QPSK_LCH_1857.5MHz_RB_75_0_NTNV

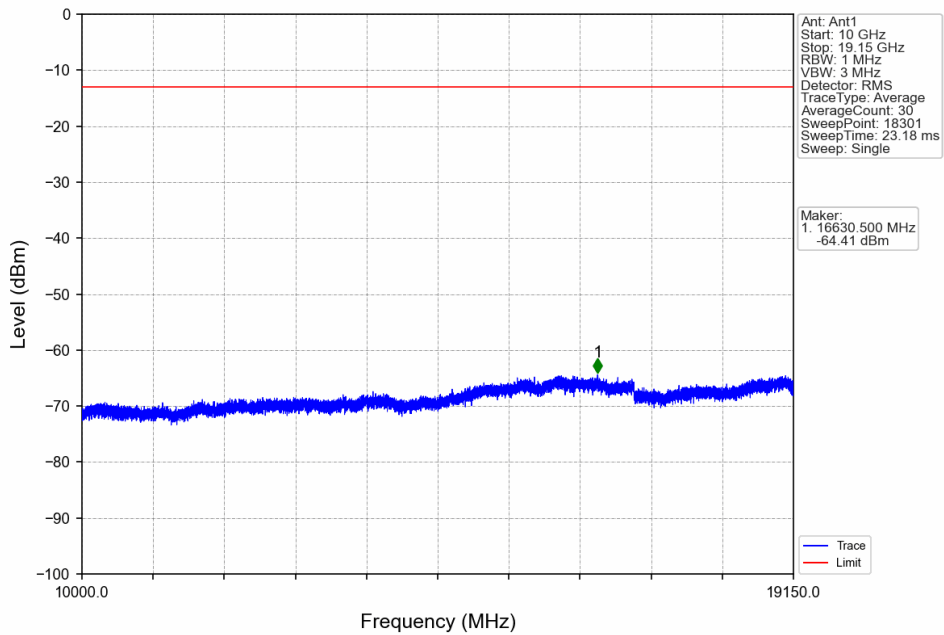


Start (MHz)	Stop (MHz)	RBW (MHz)	RBW Factor(dB)	Marker No.	Freq (MHz)	Level (dBm)	Limit (dBm)	Result
1835	1849	1	7.96	1	1848.680	-17.17	-13	Pass
1849	1850	0.16	0	2	1849.460	-23.05	-13	Pass
1850	1865	0.16	0	/	/	/	/	/

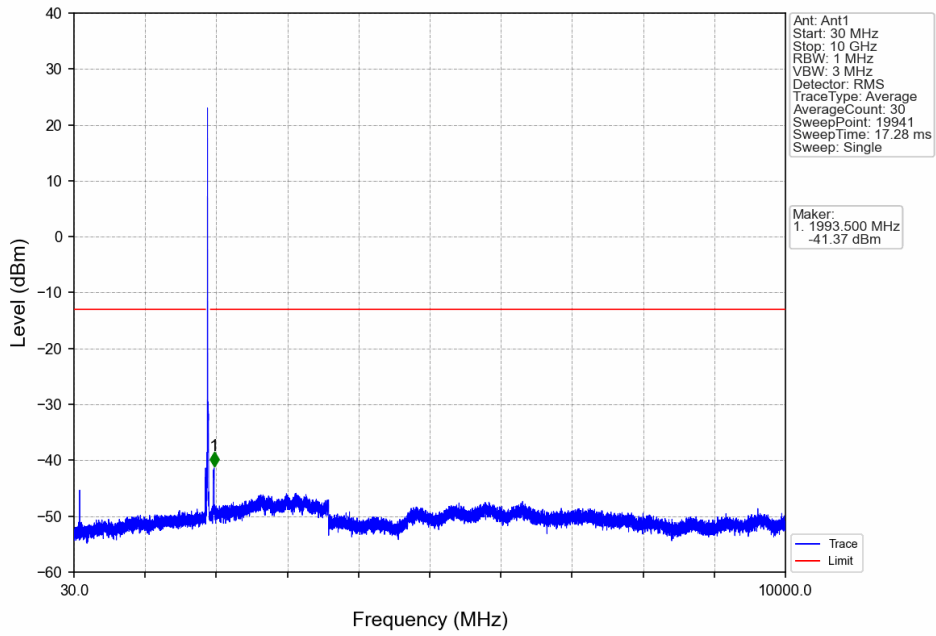
Band25_15MHz_QPSK_MCH_1882.5MHz_RB_1_0_NTNV



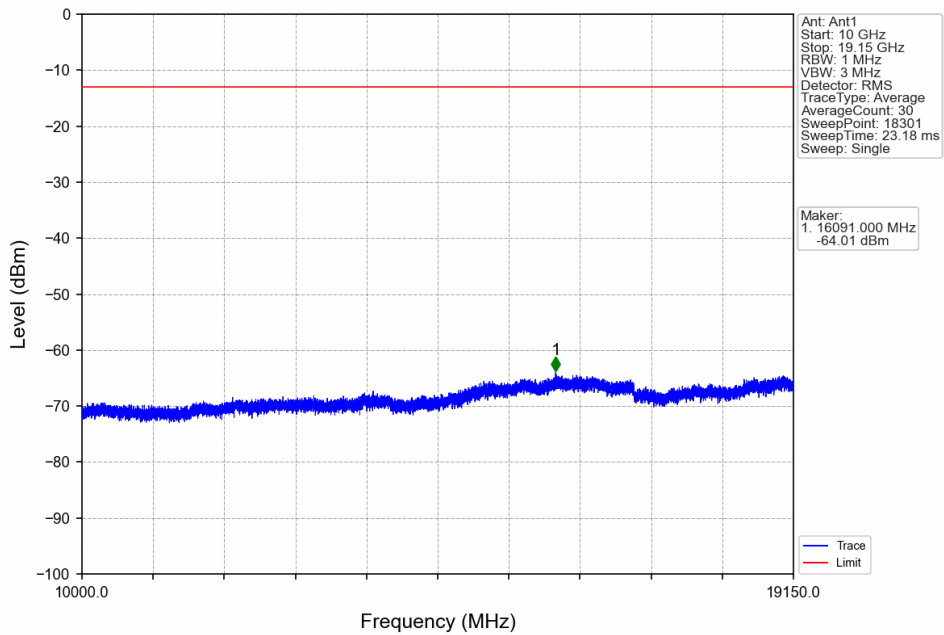
Band25_15MHz_QPSK_MCH_1882.5MHz_RB_1_0_NTNV



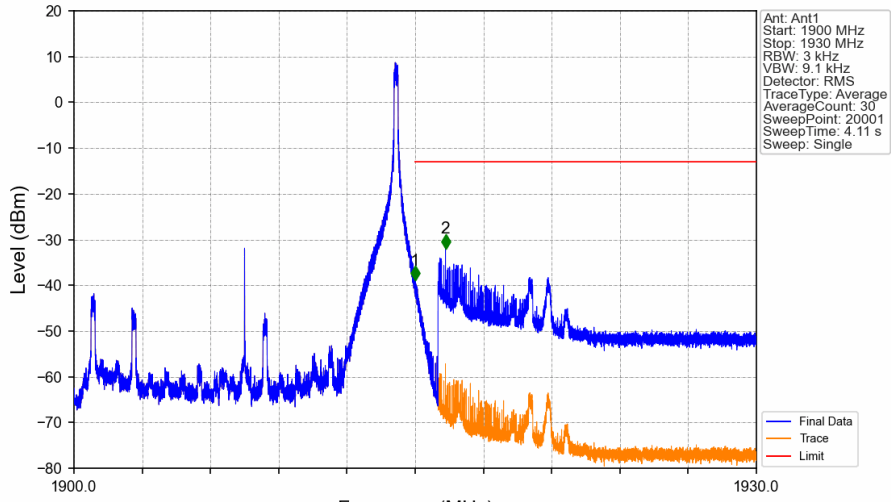
Band25_15MHz_QPSK_HCH_1907.5MHz_RB_1_0_NTNV



Band25_15MHz_QPSK_HCH_1907.5MHz_RB_1_0_NTNV

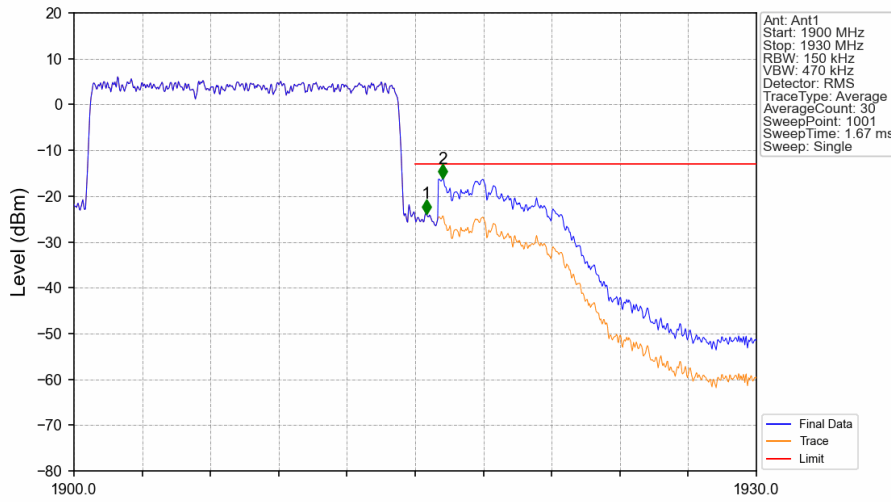


Band25_15MHz_QPSK_HCH_1907.5MHz_RB_1_74_NTNV



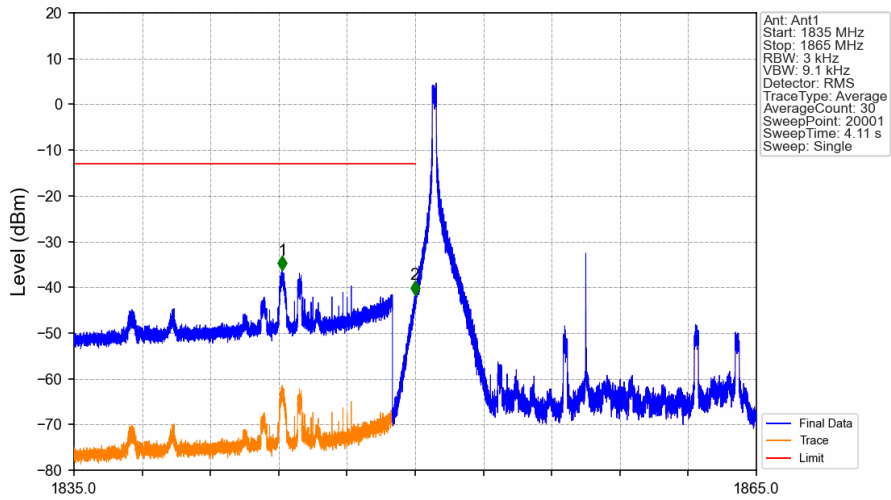
Start (MHz)	Stop (MHz)	RBW (MHz)	RBW Factor(dB)	Marker No.	Freq (MHz)	Level (dBm)	Limit (dBm)	Result
1900	1915	0.003	0	/	/	/	/	/
1915	1916	0.003	0	1	1915.000	-38.86	-13	Pass
1916	1930	1	25.23	2	1916.331	-31.96	-13	Pass

Band25_15MHz_QPSK_HCH_1907.5MHz_RB_75_0_NTNV



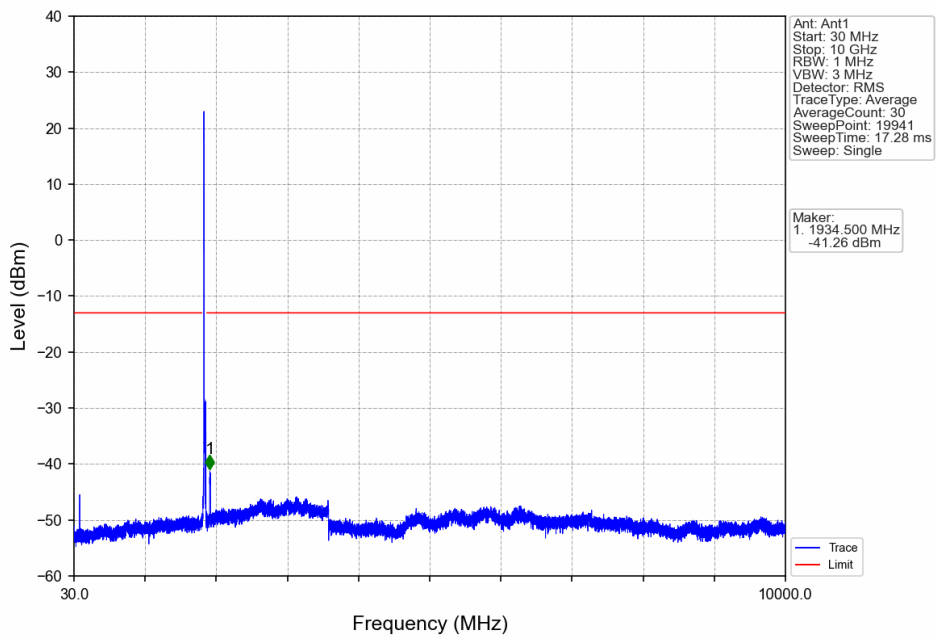
Start (MHz)	Stop (MHz)	RBW (MHz)	RBW Factor(dB)	Marker No.	Freq (MHz)	Level (dBm)	Limit (dBm)	Result
1900	1915	0.15	0	/	/	/	/	/
1915	1916	0.15	0	1	1915.480	-23.83	-13	Pass
1916	1930	1	8.24	2	1916.200	-16.12	-13	Pass

Band25_15MHz_16QAM_LCH_1857.5MHz_RB_1_0_NTNV



Start (MHz)	Stop (MHz)	RBW (MHz)	RBW Factor(dB)	Marker No.	Freq (MHz)	Level (dBm)	Limit (dBm)	Result
1835	1849	1	25.23	1	1844.151	-36.22	-13	Pass
1849	1850	0.003	0	2	1849.985	-41.66	-13	Pass
1850	1865	0.003	0	/	/	/	/	/

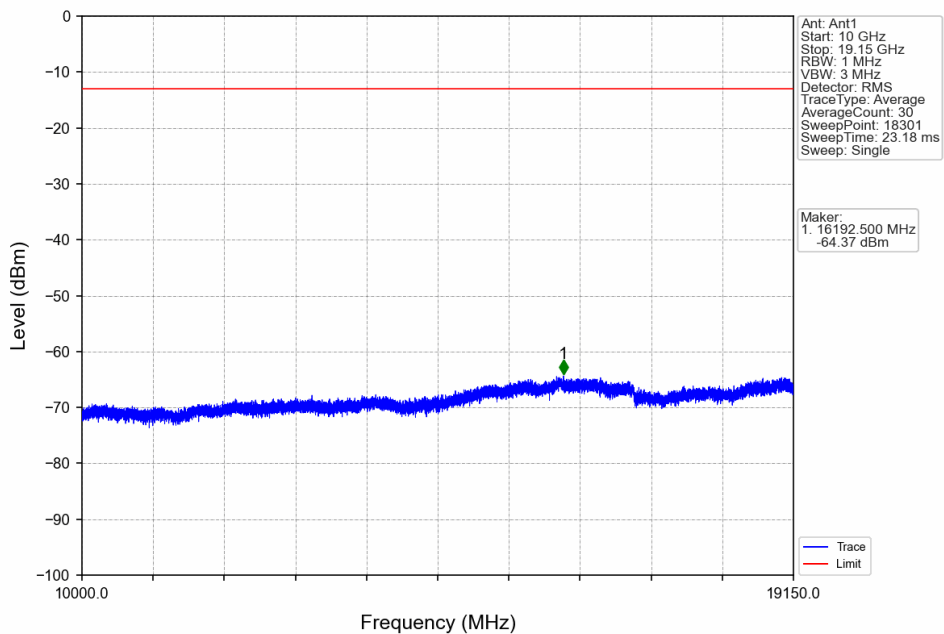
Band25_15MHz_16QAM_LCH_1857.5MHz_RB_1_0_NTNV



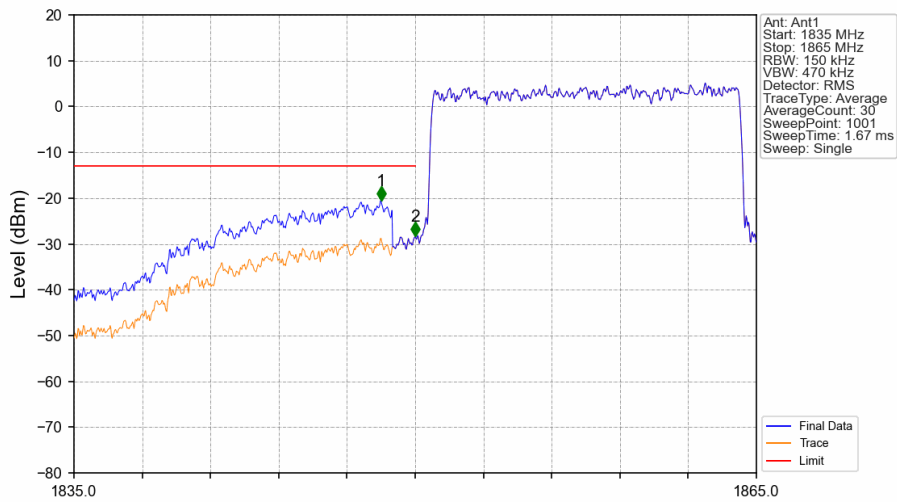
Ant: Ant1
 Start: 30 MHz
 Stop: 10 GHz
 RBW: 1 MHz
 VBW: 3 MHz
 Detector: RMS
 TraceType: Average
 AverageCount: 30
 SweepPoint: 19941
 SweepTime: 17.28 ms
 Sweep: Single

Marker:
 1. 1934.500 MHz
 -41.26 dBm

Band25_15MHz_16QAM_LCH_1857.5MHz_RB_1_0_NTNV

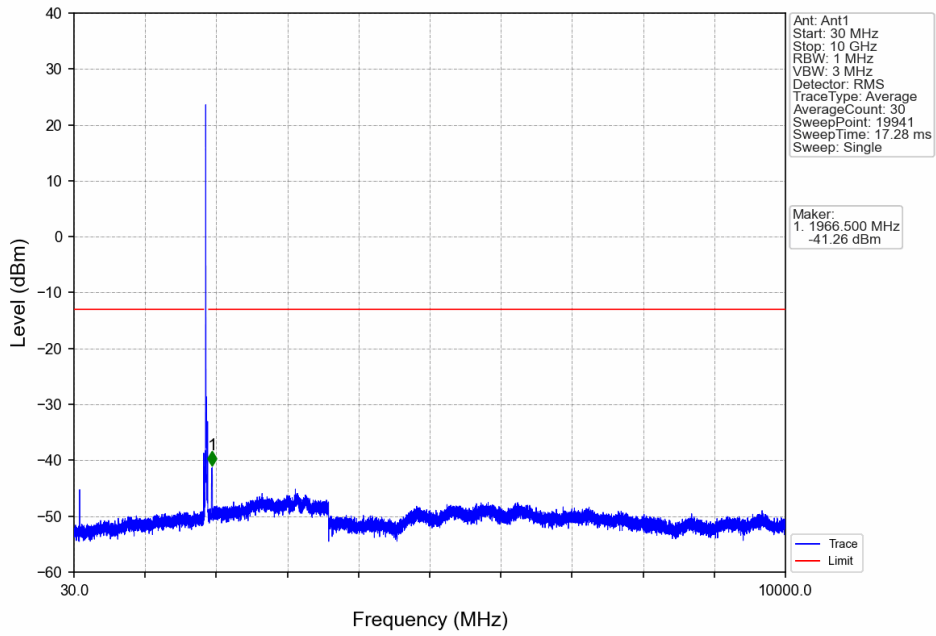


Band25_15MHz_16QAM_LCH_1857.5MHz_RB_75_0_NTNV

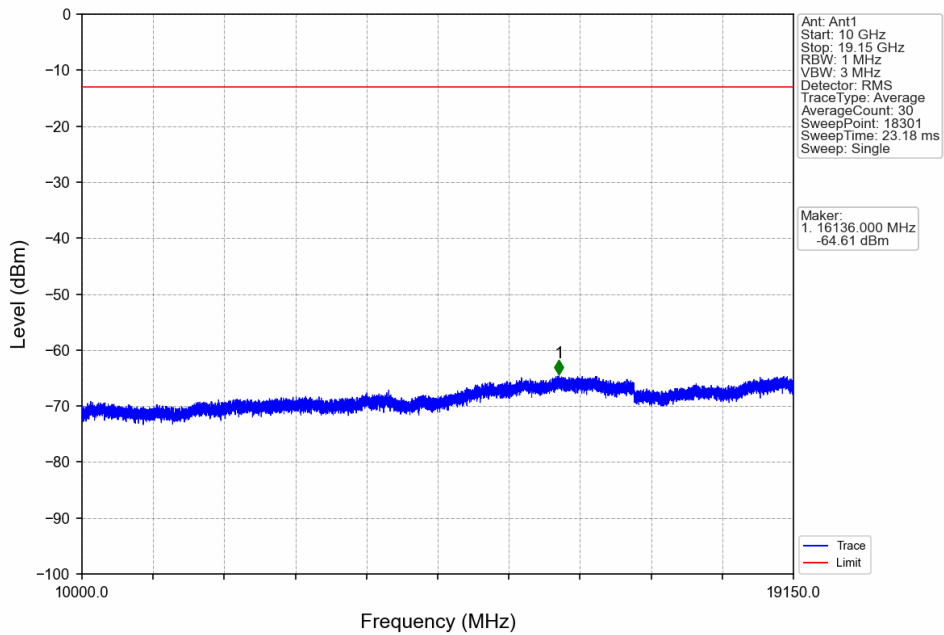


Start (MHz)	Stop (MHz)	RBW (MHz)	RBW Factor(dB)	Marker No.	Freq (MHz)	Level (dBm)	Limit (dBm)	Result
1835	1849	1	8.24	1	1848.500	-20.56	-13	Pass
1849	1850	0.15	0	2	1850.000	-28.36	-13	Pass
1850	1865	0.15	0	/	/	/	/	/

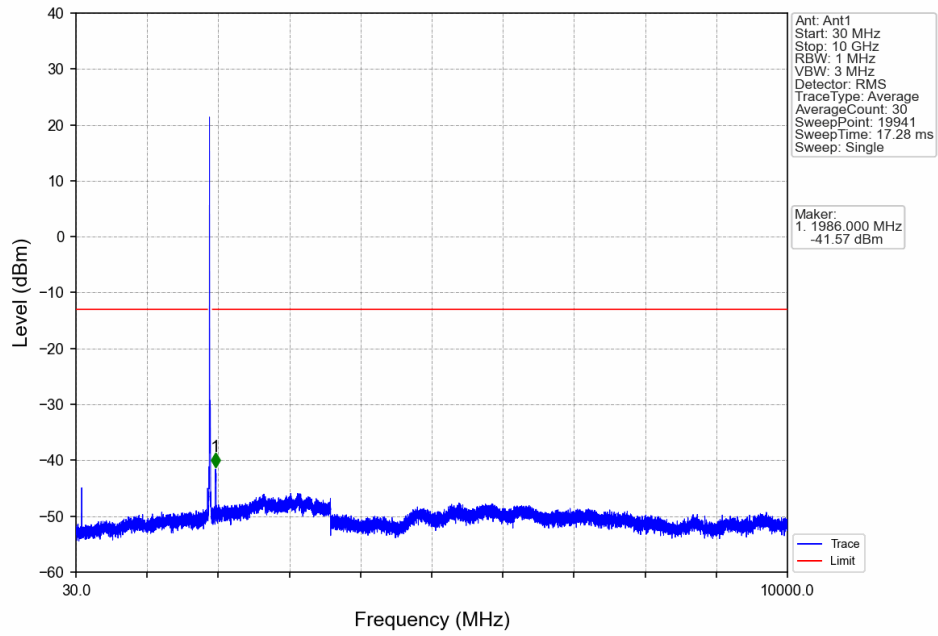
Band25_15MHz_16QAM_MCH_1882.5MHz_RB_1_0_NTNV



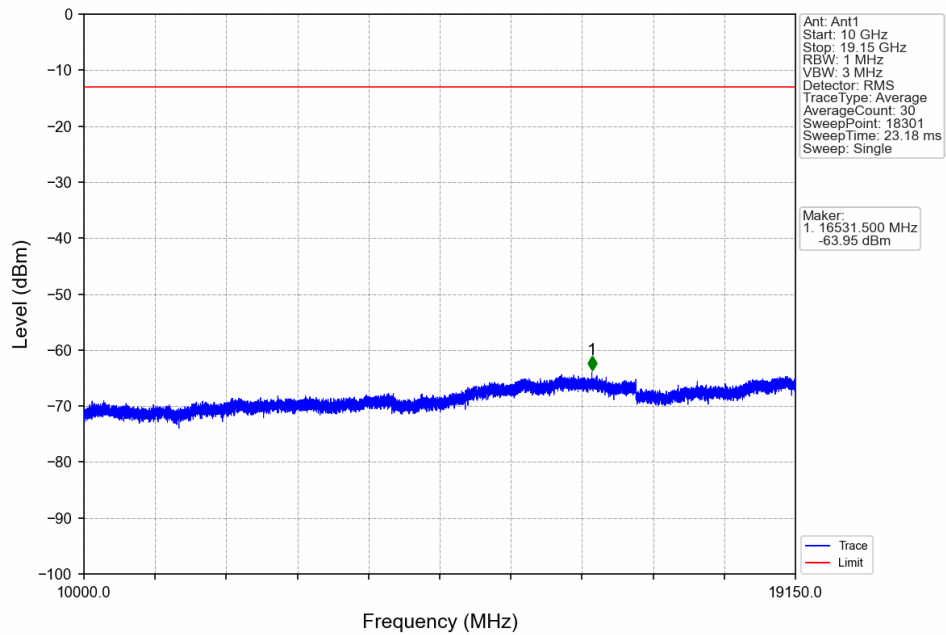
Band25_15MHz_16QAM_MCH_1882.5MHz_RB_1_0_NTNV



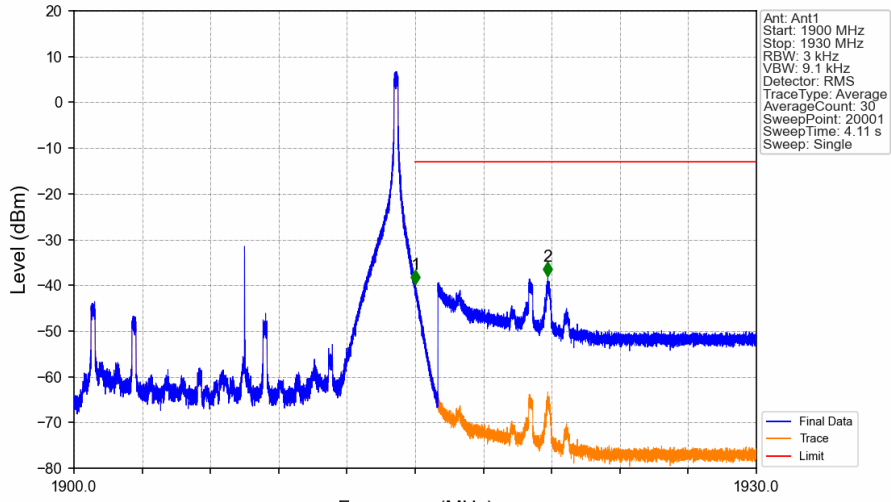
Band25_15MHz_16QAM_HCH_1907.5MHz_RB_1_0_NTNV



Band25_15MHz_16QAM_HCH_1907.5MHz_RB_1_0_NTNV

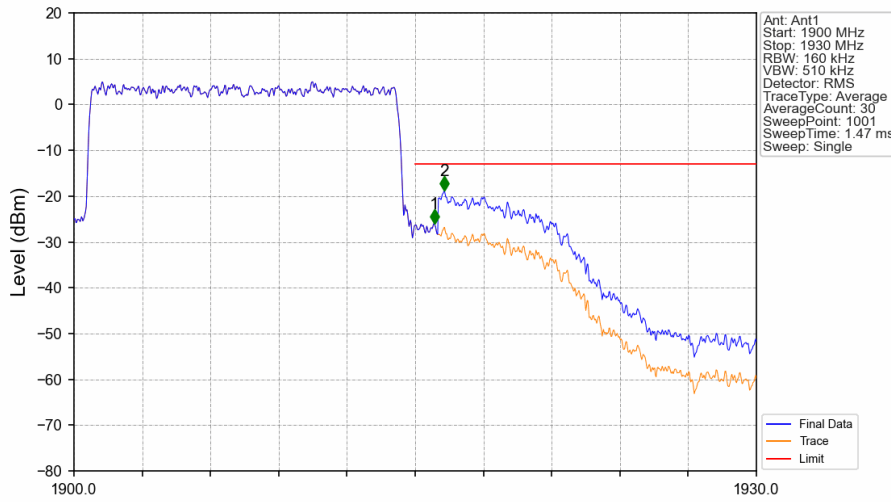


Band25_15MHz_16QAM_HCH_1907.5MHz_RB_1_74_NTNV



Start (MHz)	Stop (MHz)	RBW (MHz)	RBW Factor(dB)	Marker No.	Freq (MHz)	Level (dBm)	Limit (dBm)	Result
1900	1915	0.003	0	/	/	/	/	/
1915	1916	0.003	0	1	1915.003	-39.80	-13	Pass
1916	1930	1	25.23	2	1920.832	-38.05	-13	Pass

Band25_15MHz_16QAM_HCH_1907.5MHz_RB_75_0_NTNV



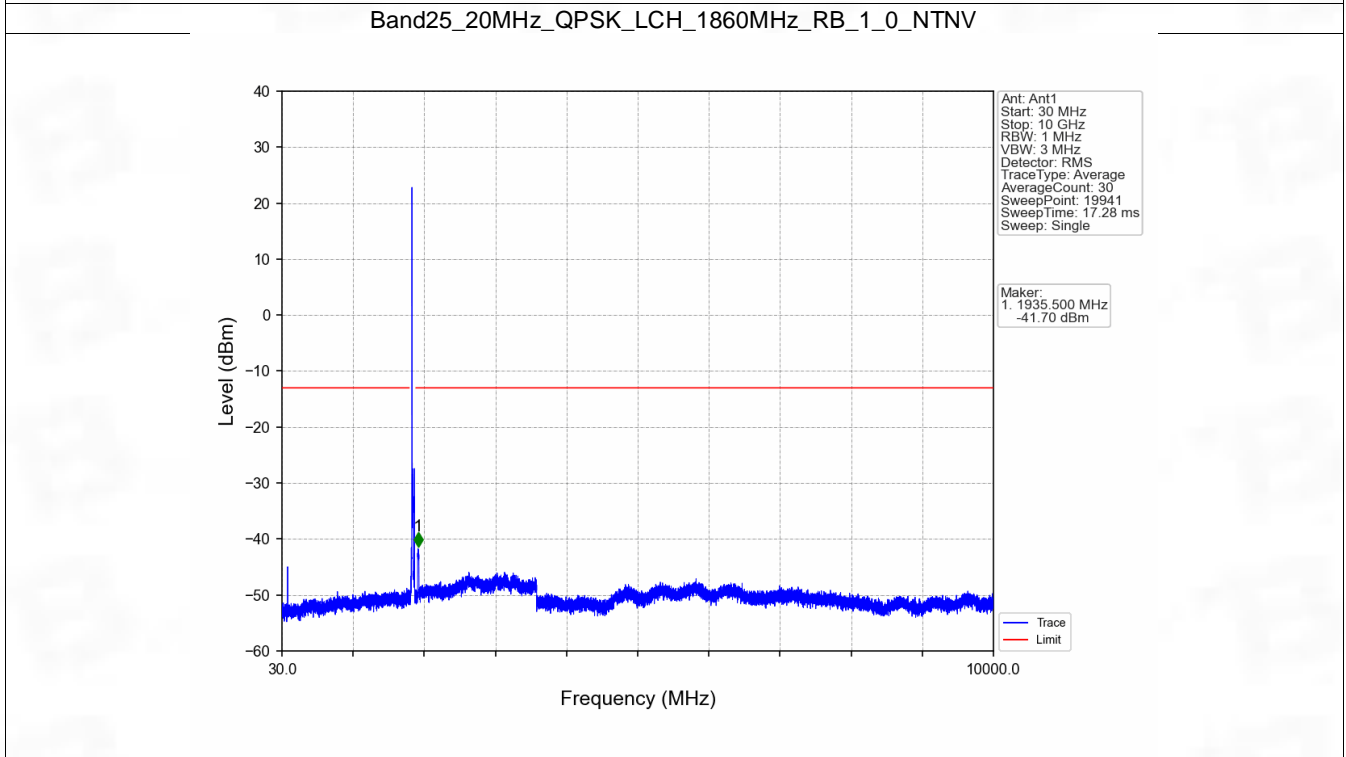
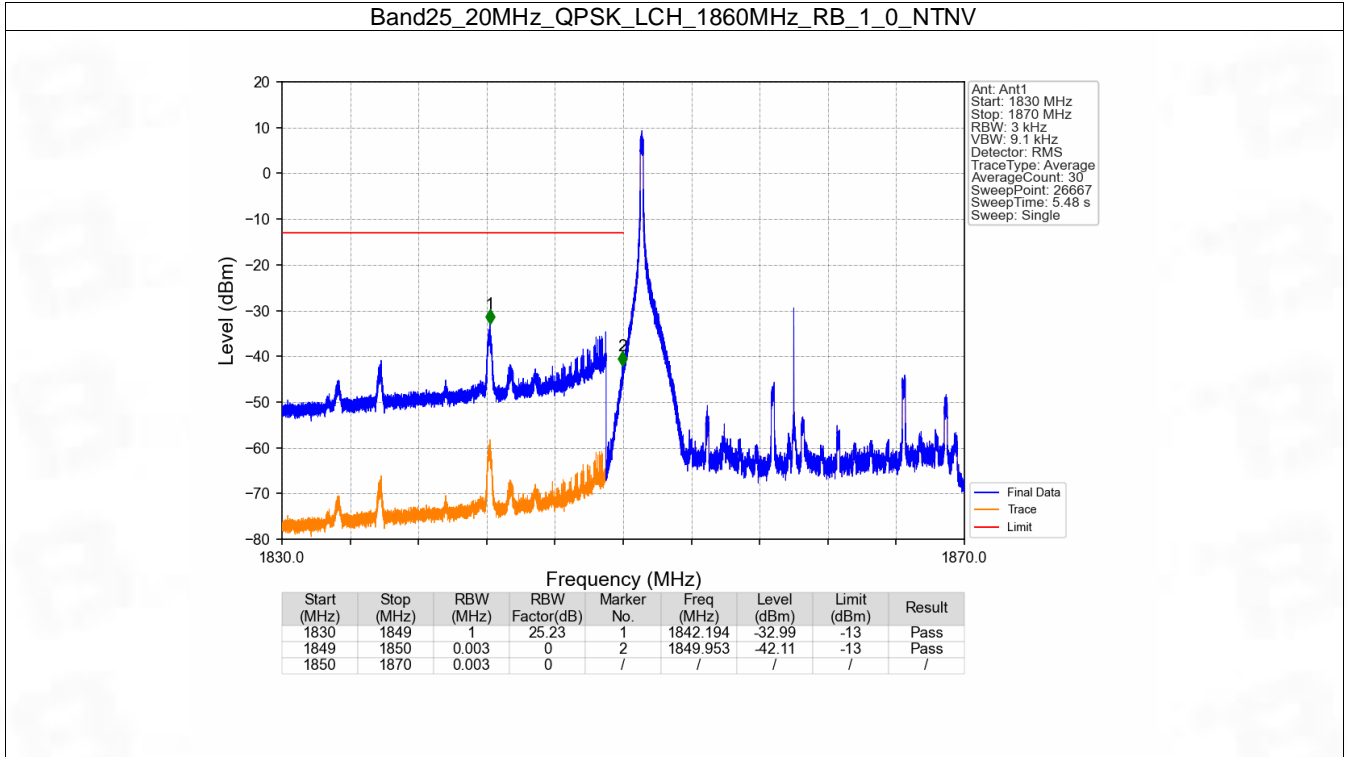
Start (MHz)	Stop (MHz)	RBW (MHz)	RBW Factor(dB)	Marker No.	Freq (MHz)	Level (dBm)	Limit (dBm)	Result
1900	1915	0.16	0	/	/	/	/	/
1915	1916	0.16	0	1	1915.840	-26.03	-13	Pass
1916	1930	1	7.96	2	1916.290	-18.83	-13	Pass

6.6 B25_20MHz

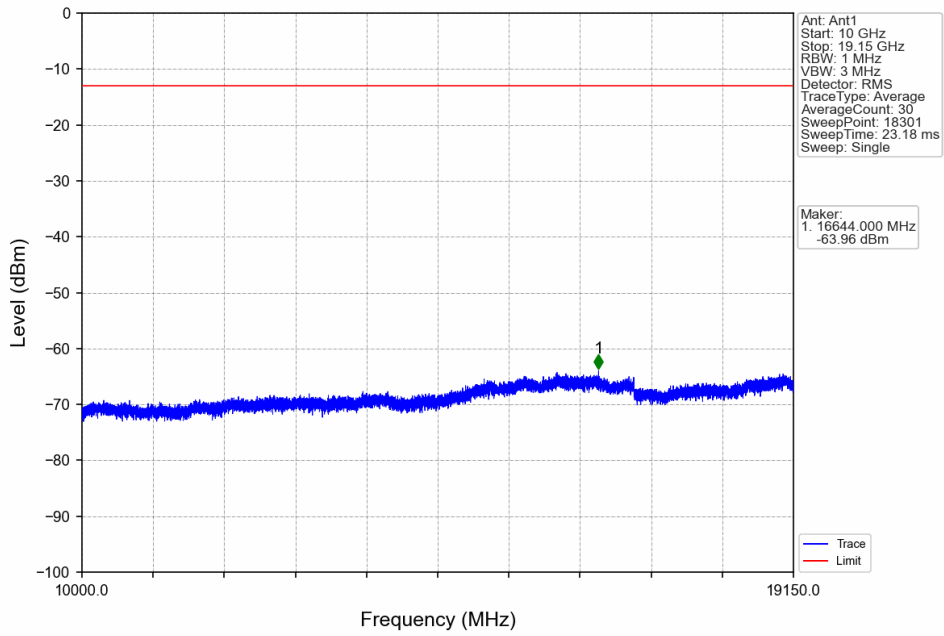
6.6.1 Test Result

Band: 25 / Bandwidth: 20MHz / NTV						
Modulation	Frequency (MHz)	RB Allocation		Spurious Emission		Verdict
		Size	Offset	Result	Limit	
QPSK	1860	1	0	Refer To Test Graph		Pass
		100	0	Refer To Test Graph		Pass
	1882.5	1	0	Refer To Test Graph		Pass
	1905	1	0	Refer To Test Graph		Pass
			99	Refer To Test Graph		Pass
		100	0	Refer To Test Graph		Pass
16QAM	1860	1	0	Refer To Test Graph		Pass
		100	0	Refer To Test Graph		Pass
	1882.5	1	0	Refer To Test Graph		Pass
	1905	1	0	Refer To Test Graph		Pass
			99	Refer To Test Graph		Pass
		100	0	Refer To Test Graph		Pass

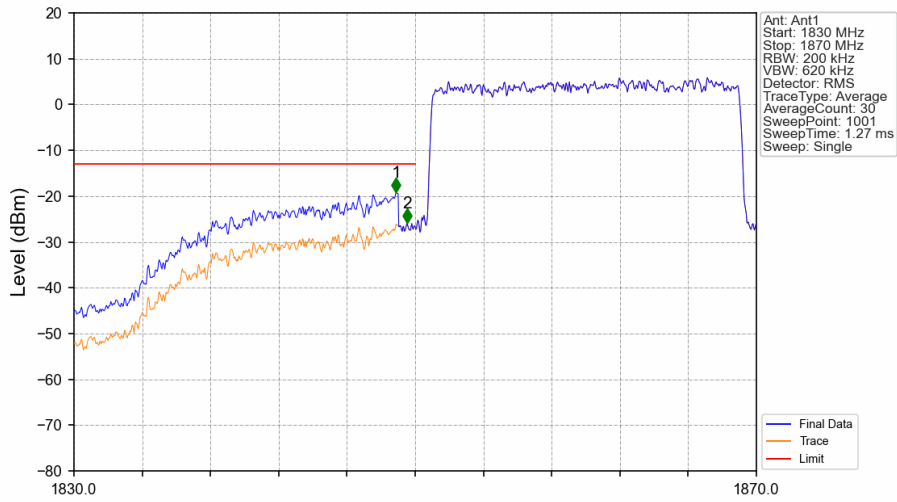
6.6.2 Test Graph



Band25_20MHz_QPSK_LCH_1860MHz_RB_1_0_NTNV

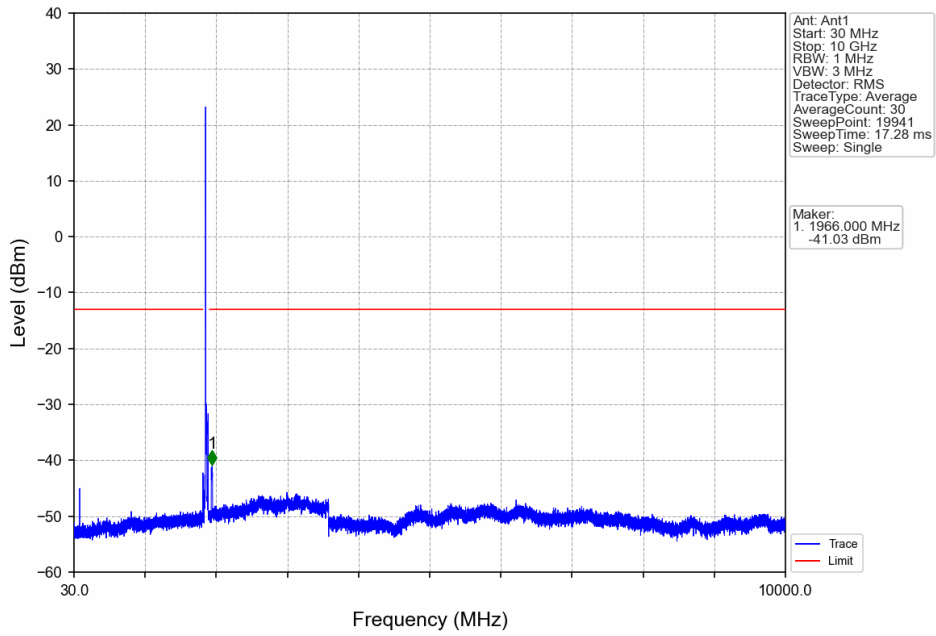


Band25_20MHz_QPSK_LCH_1860MHz_RB_100_0_NTNV

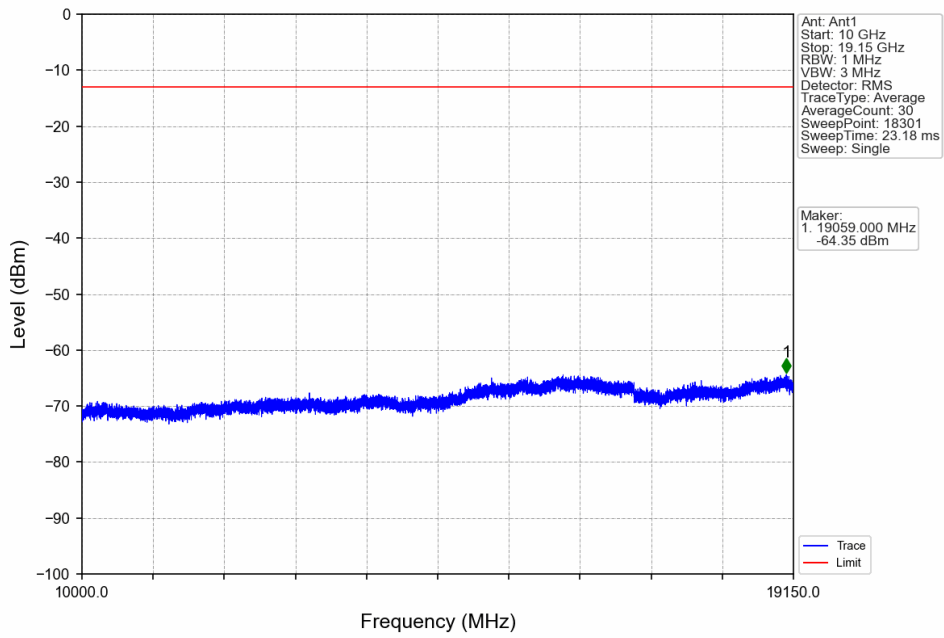


Start (MHz)	Stop (MHz)	RBW (MHz)	RBW Factor(dB)	Marker No.	Freq (MHz)	Level (dBm)	Limit (dBm)	Result
1830	1849	1	6.99	1	1848.880	-19.13	-13	Pass
1849	1850	0.2	0	2	1849.520	-25.87	-13	Pass
1850	1870	0.2	0	/	/	/	/	/

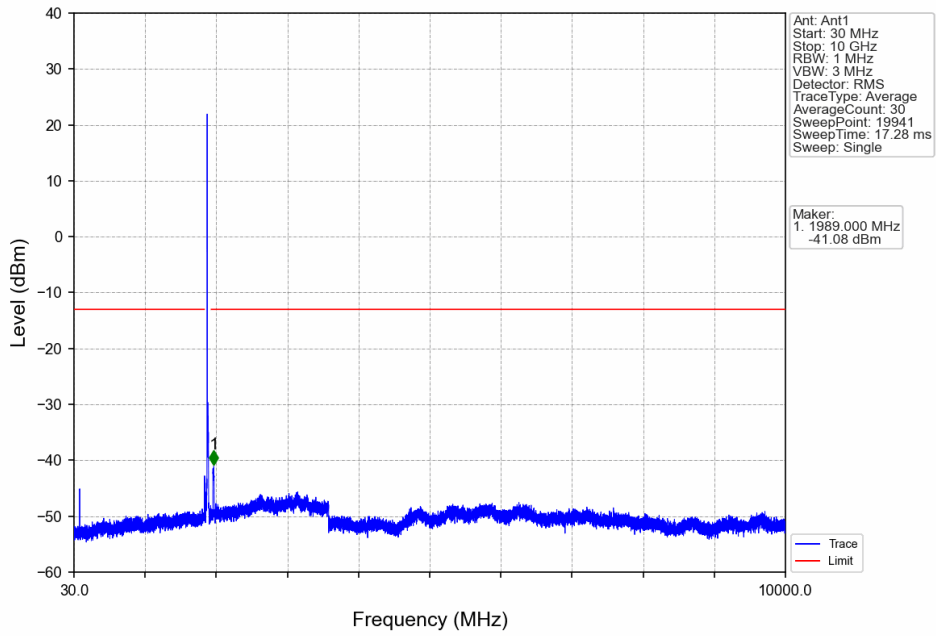
Band25_20MHz_QPSK_MCH_1882.5MHz_RB_1_0_NTNV



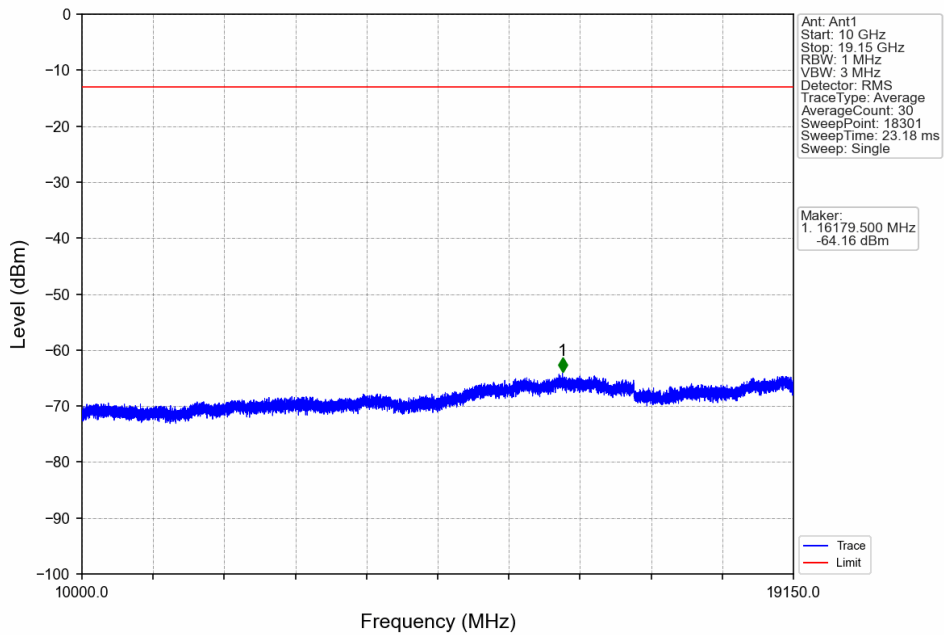
Band25_20MHz_QPSK_MCH_1882.5MHz_RB_1_0_NTNV



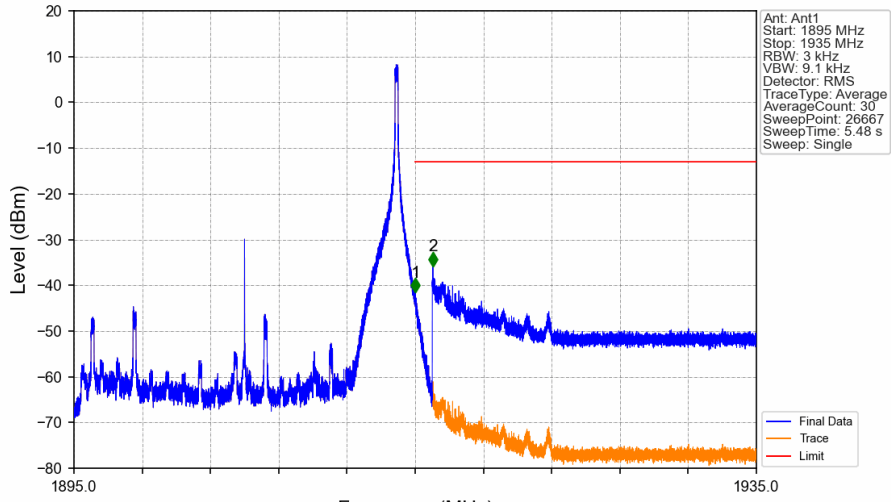
Band25_20MHz_QPSK_HCH_1905MHz_RB_1_0_NTNV



Band25_20MHz_QPSK_HCH_1905MHz_RB_1_0_NTNV

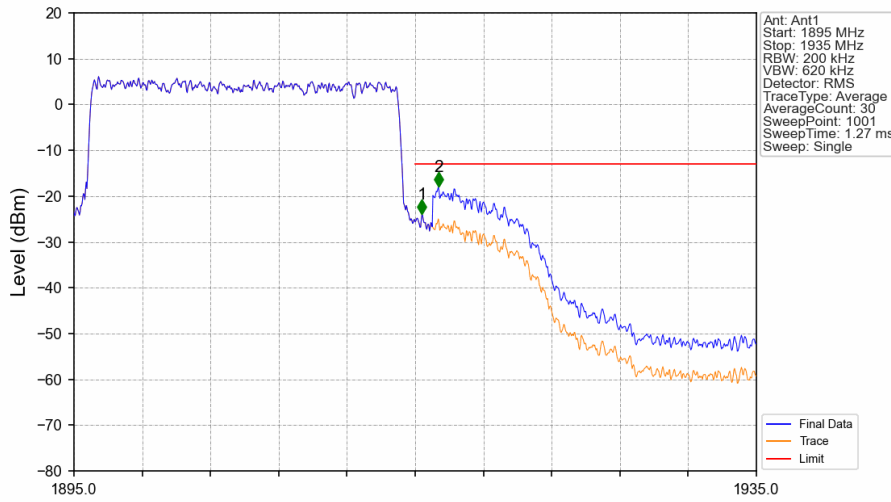


Band25_20MHz_QPSK_HCH_1905MHz_RB_1_99_NTNV



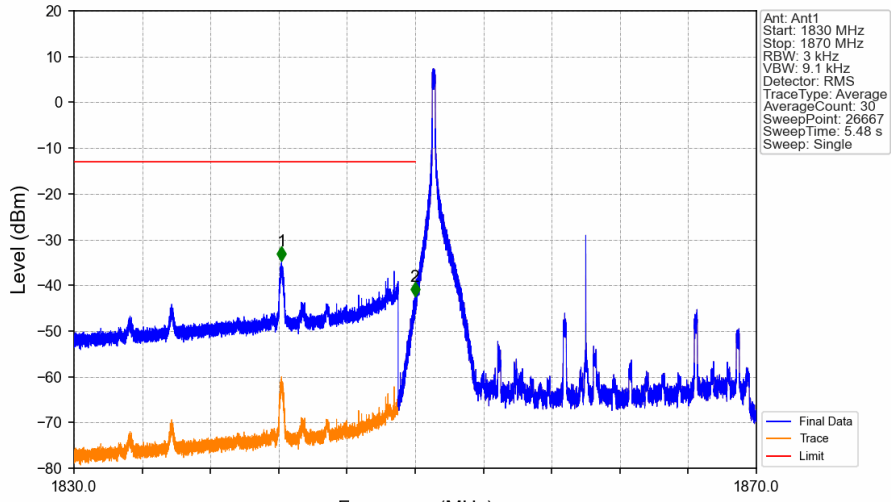
Start (MHz)	Stop (MHz)	RBW (MHz)	RBW Factor(dB)	Marker No.	Freq (MHz)	Level (dBm)	Limit (dBm)	Result
1895	1915	0.003	0	/	/	/	/	/
1915	1916	0.003	0	1	1915.015	-41.58	-13	Pass
1916	1935	1	25.23	2	1916.037	-35.82	-13	Pass

Band25_20MHz_QPSK_HCH_1905MHz_RB_100_0_NTNV



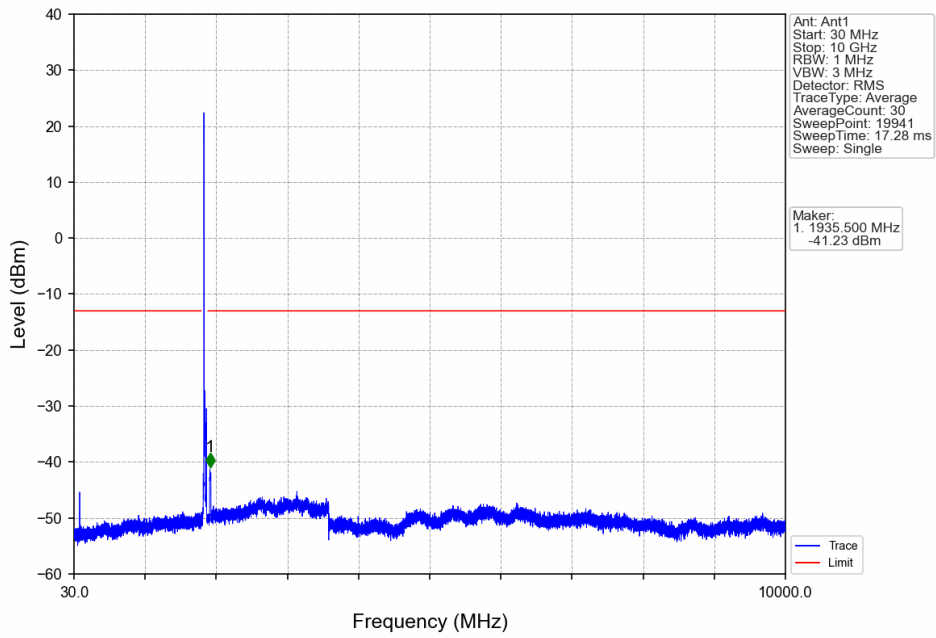
Start (MHz)	Stop (MHz)	RBW (MHz)	RBW Factor(dB)	Marker No.	Freq (MHz)	Level (dBm)	Limit (dBm)	Result
1895	1915	0.2	0	/	/	/	/	/
1915	1916	0.2	0	1	1915.400	-23.93	-13	Pass
1916	1935	1	6.99	2	1916.360	-17.99	-13	Pass

Band25_20MHz_16QAM_LCH_1860MHz_RB_1_0_NTNV



Start (MHz)	Stop (MHz)	RBW (MHz)	RBW Factor(dB)	Marker No.	Freq (MHz)	Level (dBm)	Limit (dBm)	Result
1830	1849	1	25.23	1	1842.167	-34.74	-13	Pass
1849	1850	0.003	0	2	1849.980	-42.50	-13	Pass
1850	1870	0.003	0	/	/	/	/	/

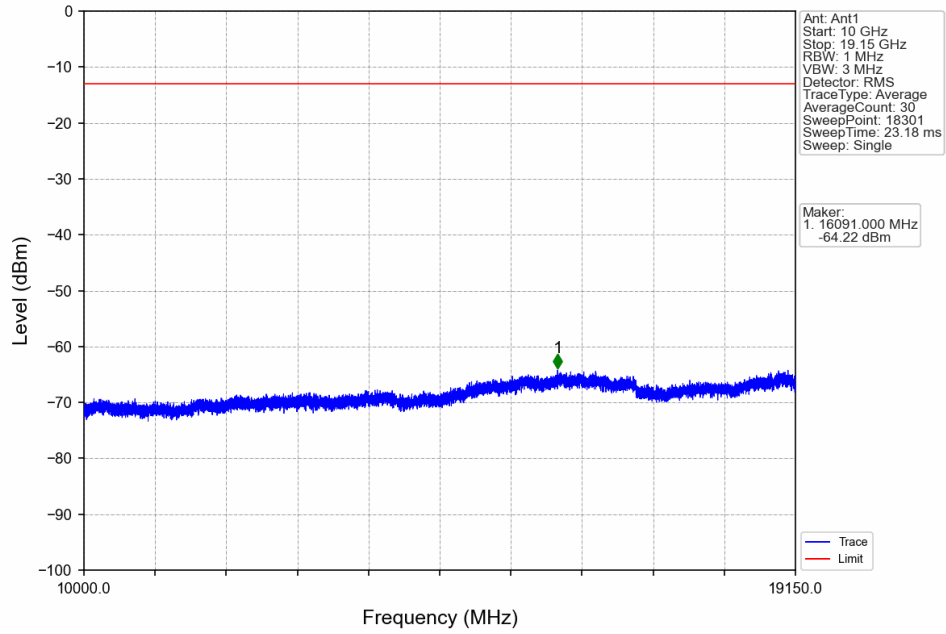
Band25_20MHz_16QAM_LCH_1860MHz_RB_1_0_NTNV



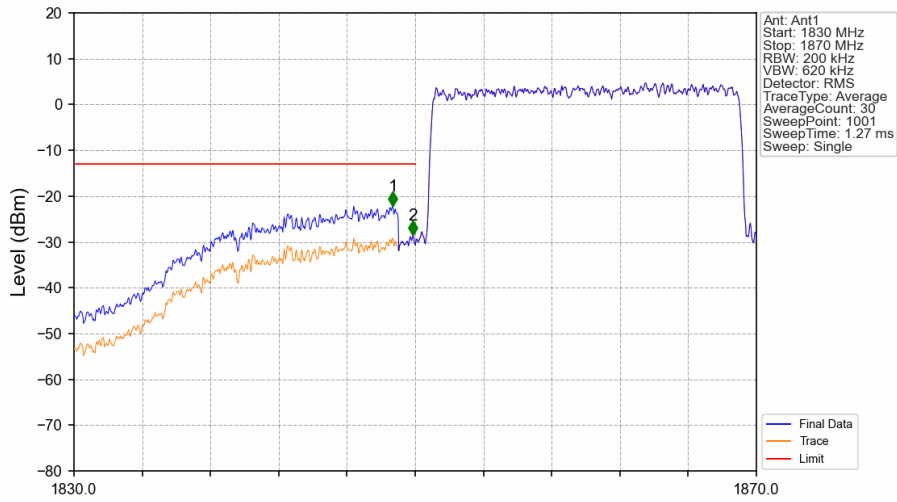
Ant: Ant1
 Start: 30 MHz
 Stop: 10 GHz
 RBW: 1 MHz
 VBW: 3 MHz
 Detector: RMS
 TraceType: Average
 AverageCount: 30
 SweepPoint: 19941
 SweepTime: 17.28 ms
 Sweep: Single

Marker:
 1. 1935.500 MHz
 -41.23 dBm

Band25_20MHz_16QAM_LCH_1860MHz_RB_1_0_NTNV

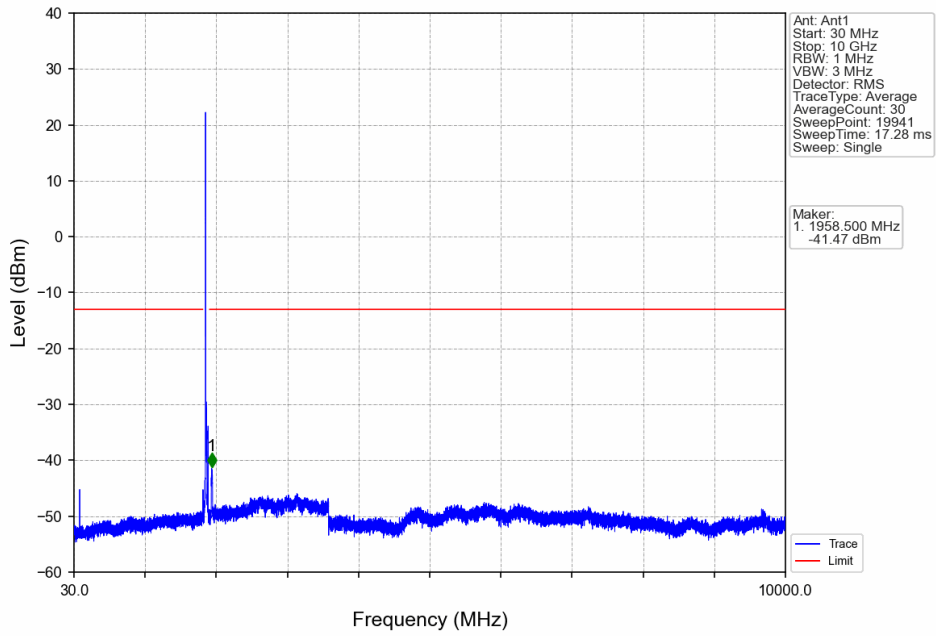


Band25_20MHz_16QAM_LCH_1860MHz_RB_100_0_NTNV

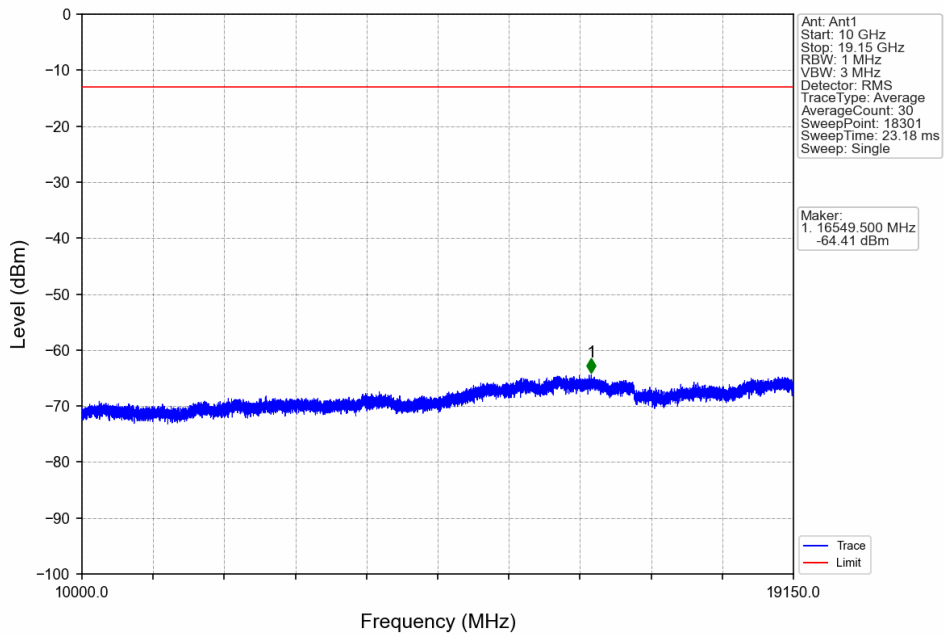


Start (MHz)	Stop (MHz)	RBW (MHz)	RBW Factor(dB)	Marker No.	Freq (MHz)	Level (dBm)	Limit (dBm)	Result
1830	1849	1	6.99	1	1848.680	-22.11	-13	Pass
1849	1850	0.2	0	2	1849.880	-28.46	-13	Pass
1850	1870	0.2	0	/	/	/	/	/

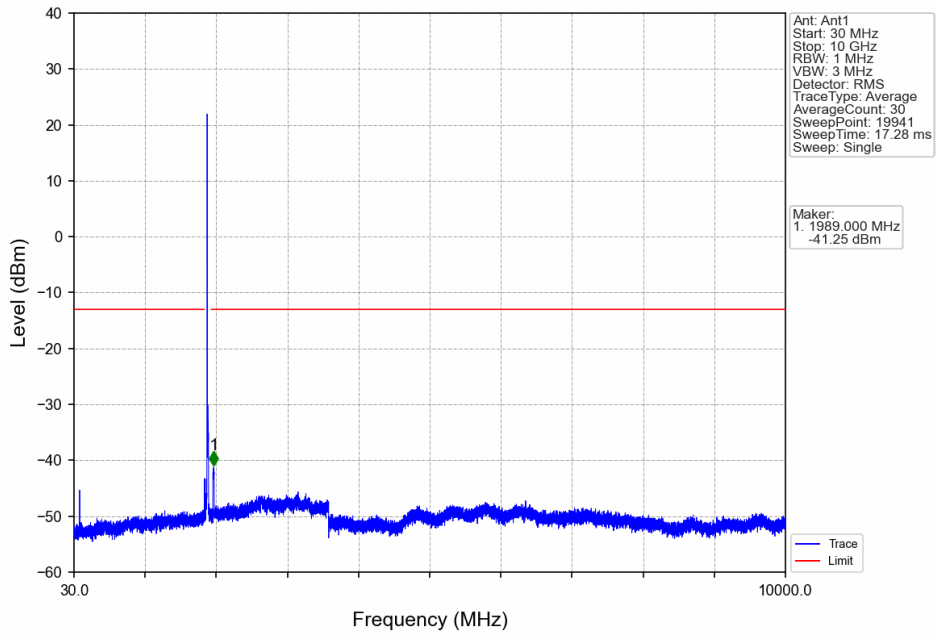
Band25_20MHz_16QAM_MCH_1882.5MHz_RB_1_0_NTNV



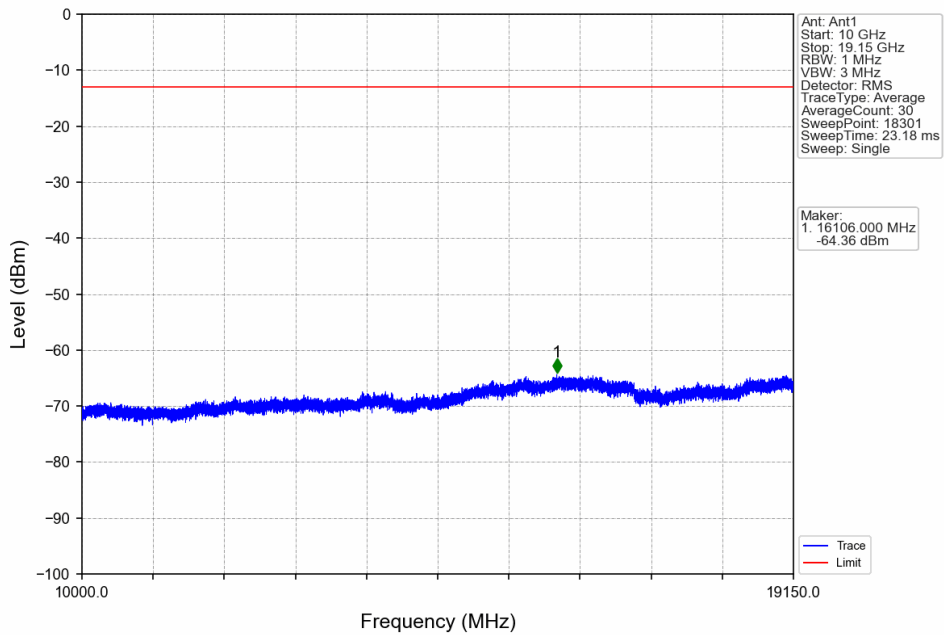
Band25_20MHz_16QAM_MCH_1882.5MHz_RB_1_0_NTNV



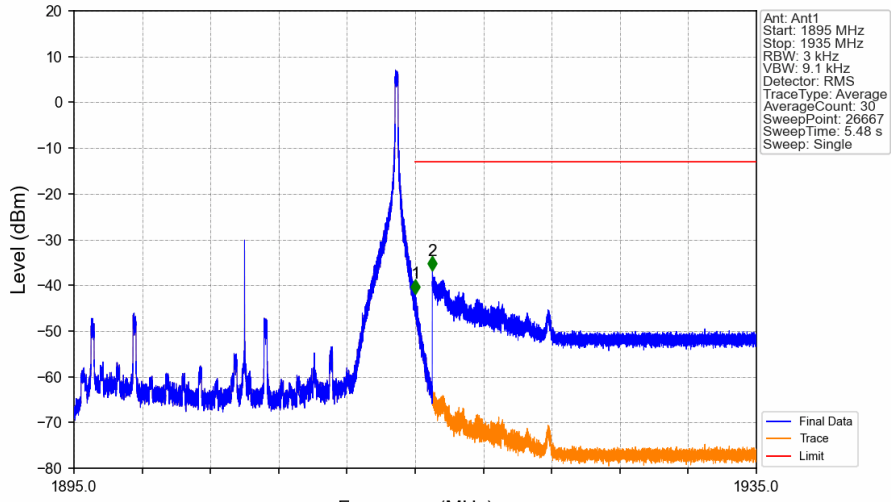
Band25_20MHz_16QAM_HCH_1905MHz_RB_1_0_NTNV



Band25_20MHz_16QAM_HCH_1905MHz_RB_1_0_NTNV

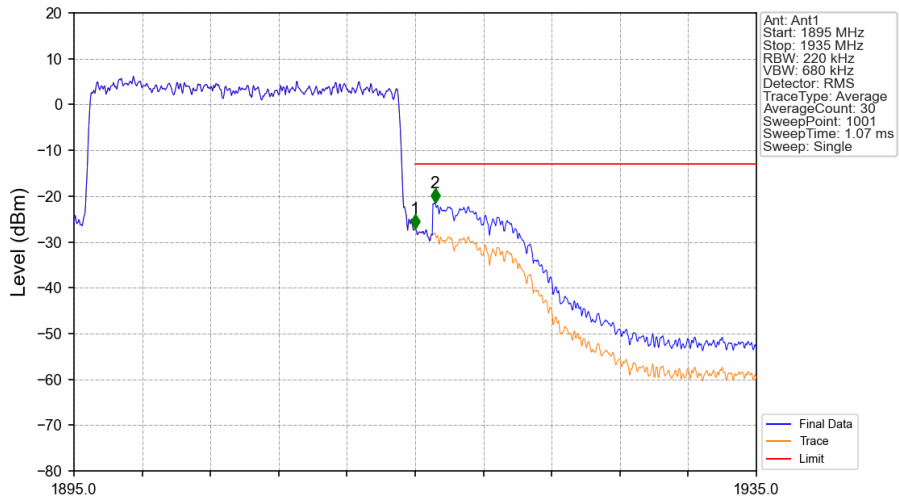


Band25_20MHz_16QAM_HCH_1905MHz_RB_1_99_NTNV



Start (MHz)	Stop (MHz)	RBW (MHz)	RBW Factor(dB)	Marker No.	Freq (MHz)	Level (dBm)	Limit (dBm)	Result
1895	1915	0.003	0	/	/	/	/	/
1915	1916	0.003	0	1	1915.005	-41.84	-13	Pass
1916	1935	1	25.23	2	1916.010	-36.79	-13	Pass

Band25_20MHz_16QAM_HCH_1905MHz_RB_100_0_NTNV



Start (MHz)	Stop (MHz)	RBW (MHz)	RBW Factor(dB)	Marker No.	Freq (MHz)	Level (dBm)	Limit (dBm)	Result
1895	1915	0.22	0	/	/	/	/	/
1915	1916	0.22	0	1	1915.000	-27.10	-13	Pass
1916	1935	1	6.58	2	1916.160	-21.46	-13	Pass

7. Form731

7.1 Form731_Power

7.1.1 Test Result

Band	BW	Lower Freq	High Freq	MAX Power (W)	Value	Hz/ppm	Emission Designator	Rule Parts	MAX Power (dBm)
25	1.4	1850.7	1914.3	0.1469	0.0089	ppm	1M12G7D	24E	21.67
25	1.4	1850.7	1914.3	0.1112	0.0093	ppm	1M11W7D	24E	20.46
25	3	1851.5	1913.5	0.1377	0.0090	ppm	2M73G7D	24E	21.39
25	3	1851.5	1913.5	0.1167	0.0105	ppm	2M73W7D	24E	20.67
25	5	1852.5	1912.5	0.1324	0.0090	ppm	4M58G7D	24E	21.22
25	5	1852.5	1912.5	0.0991	0.0083	ppm	4M59W7D	24E	19.96
25	10	1855	1910	0.1312	0.0075	ppm	9M12G7D	24E	21.18
25	10	1855	1910	0.1199	0.0067	ppm	9M09W7D	24E	20.79
25	15	1857.5	1907.5	0.1256	0.0069	ppm	13M7G7D	24E	20.99
25	15	1857.5	1907.5	0.1148	0.0072	ppm	13M7W7D	24E	20.60
25	20	1860	1905	0.1291	0.0060	ppm	18M3G7D	24E	21.11
25	20	1860	1905	0.1099	0.0063	ppm	18M3W7D	24E	20.41

7.2 Form731_EIRP

7.2.1 Test Result

Band	BW	Lower Freq	High Freq	MAX Power (W)	Value	Hz/ppm	Emission Designator	Rule Parts	MAX Power (dBm)
25	1.4	1850.7	1914.3	0.2600	0.0089	ppm	1M12G7D	24E	24.15
25	1.4	1850.7	1914.3	0.1968	0.0093	ppm	1M11W7D	24E	22.94
25	3	1851.5	1913.5	0.2438	0.0090	ppm	2M73G7D	24E	23.87
25	3	1851.5	1913.5	0.2065	0.0105	ppm	2M73W7D	24E	23.15
25	5	1852.5	1912.5	0.2344	0.0090	ppm	4M58G7D	24E	23.70
25	5	1852.5	1912.5	0.1754	0.0083	ppm	4M59W7D	24E	22.44
25	10	1855	1910	0.2323	0.0075	ppm	9M12G7D	24E	23.66
25	10	1855	1910	0.2123	0.0067	ppm	9M09W7D	24E	23.27
25	15	1857.5	1907.5	0.2223	0.0069	ppm	13M7G7D	24E	23.47
25	15	1857.5	1907.5	0.2032	0.0072	ppm	13M7W7D	24E	23.08
25	20	1860	1905	0.2286	0.0060	ppm	18M3G7D	24E	23.59
25	20	1860	1905	0.1945	0.0063	ppm	18M3W7D	24E	22.89