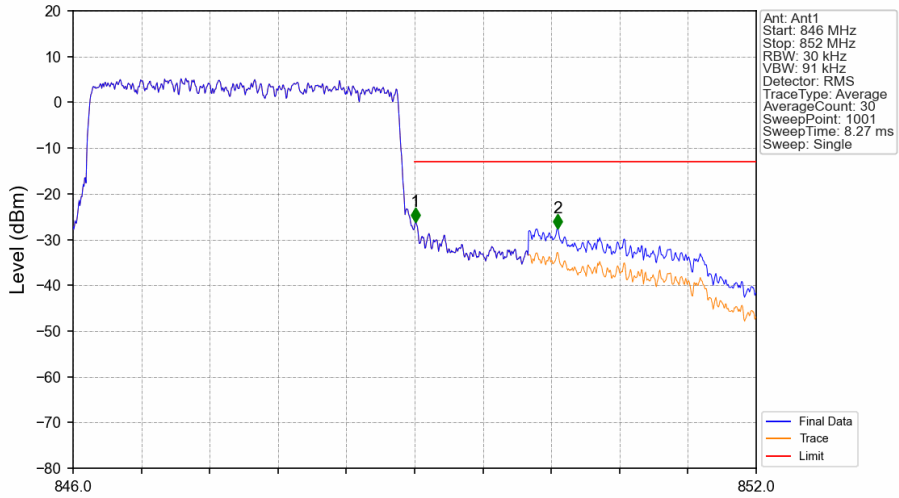
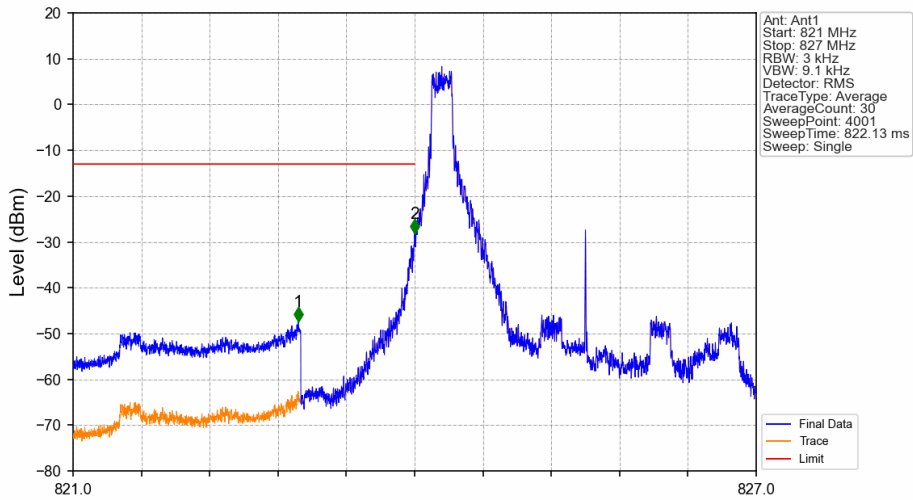


Band5_3MHz_QPSK_HCH_847.5MHz_RB_15_0_NTNV



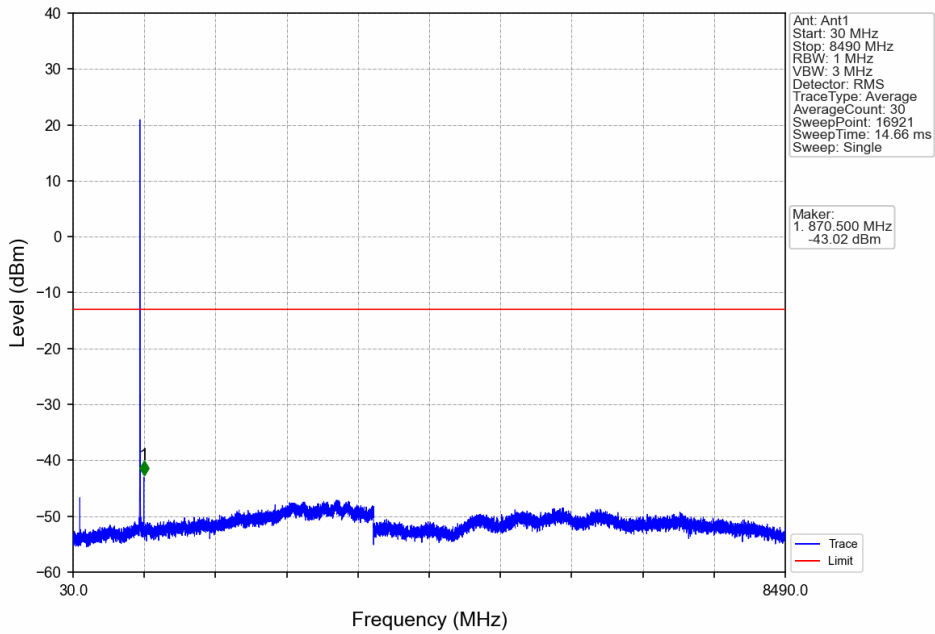
Start (MHz)	Stop (MHz)	RBW (MHz)	RBW Factor(dB)	Marker No.	Freq (MHz)	Level (dBm)	Limit (dBm)	Result
846	849	0.03	0	/	/	/	/	/
849	850	0.03	0	1	849.006	-26.12	-13	Pass
850	852	0.1	5.23	2	850.254	-27.55	-13	Pass

Band5_3MHz_16QAM_LCH_825.5MHz_RB_1_0_NTNV

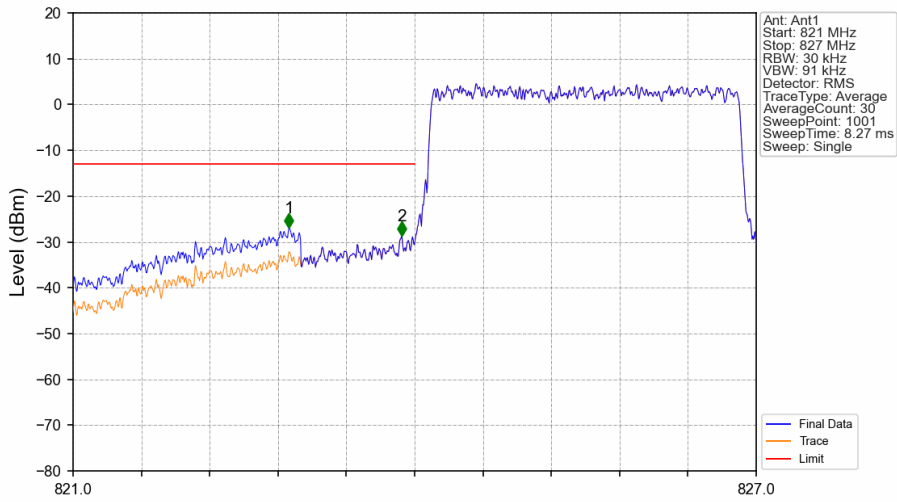


Start (MHz)	Stop (MHz)	RBW (MHz)	RBW Factor(dB)	Marker No.	Freq (MHz)	Level (dBm)	Limit (dBm)	Result
821	823	0.1	15.23	1	822.977	-47.41	-13	Pass
823	824	0.003	0	2	824.000	-28.10	-13	Pass
824	827	0.003	0	/	/	/	/	/

Band5_3MHz_16QAM_LCH_825.5MHz_RB_1_0_NTNV

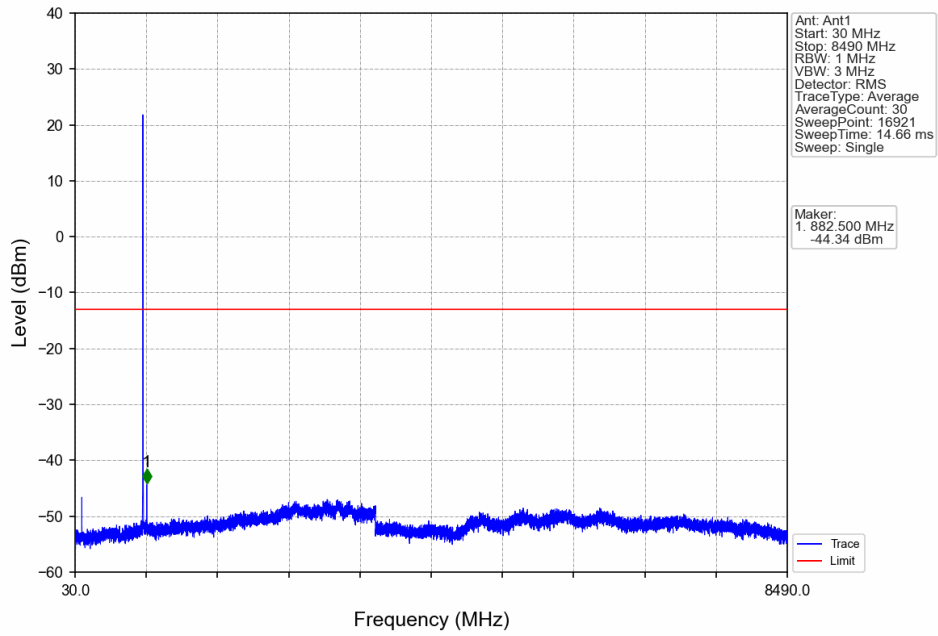


Band5_3MHz_16QAM_LCH_825.5MHz_RB_15_0_NTNV

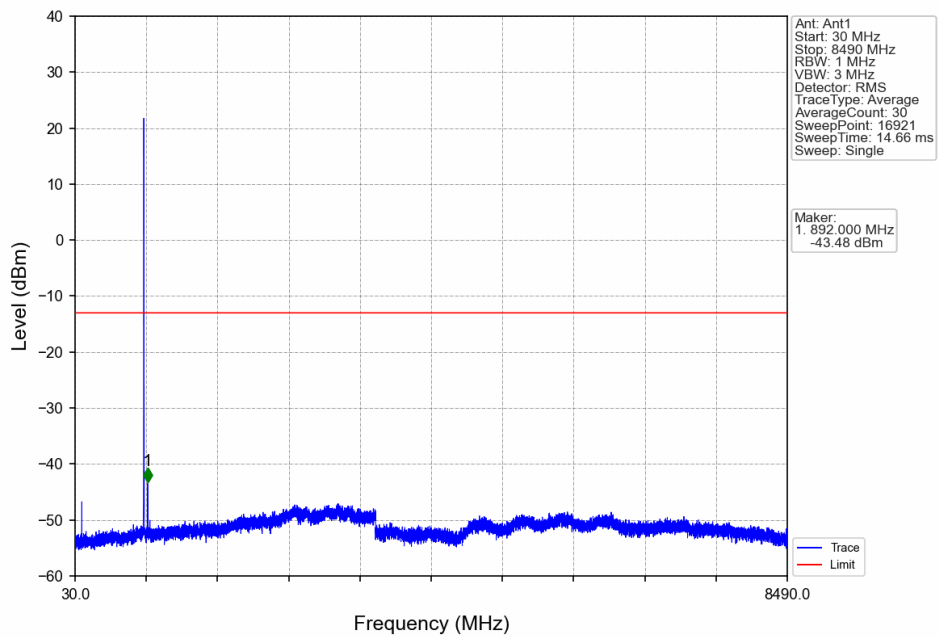


Start (MHz)	Stop (MHz)	RBW (MHz)	RBW Factor(dB)	Marker No.	Freq (MHz)	Level (dBm)	Limit (dBm)	Result
821	823	0.1	5.23	1	822.896	-26.91	-13	Pass
823	824	0.03	0	2	823.886	-28.64	-13	Pass
824	827	0.03	0	/	/	/	/	/

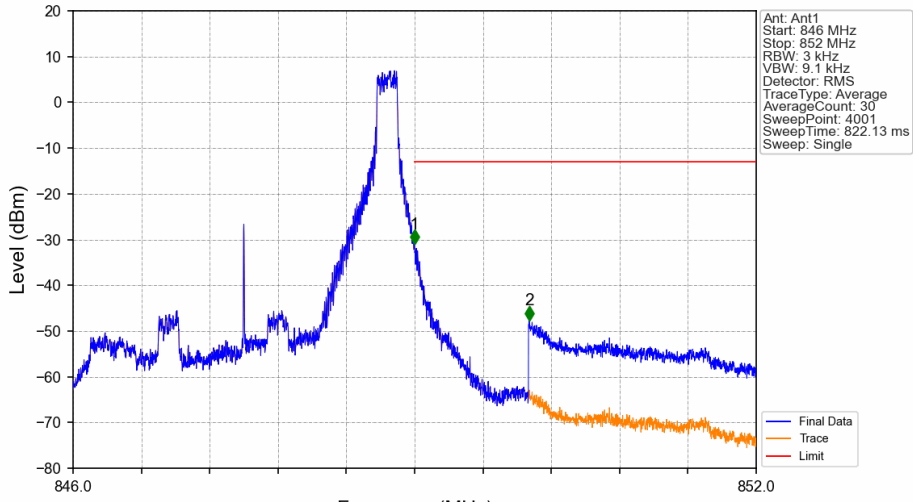
Band5_3MHz_16QAM_MCH_836.5MHz_RB_1_0_NTNV



Band5_3MHz_16QAM_HCH_847.5MHz_RB_1_0_NTNV

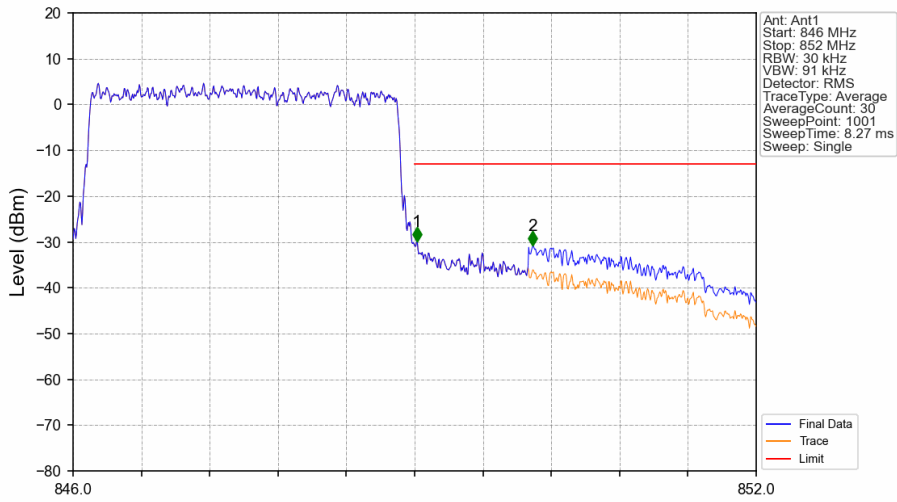


Band5_3MHz_16QAM_HCH_847.5MHz_RB_1_14_NTNV



Start (MHz)	Stop (MHz)	RBW (MHz)	RBW Factor(dB)	Marker No.	Freq (MHz)	Level (dBm)	Limit (dBm)	Result
846	849	0.003	0	/	/	/	/	/
849	850	0.003	0	1	849.000	-31.05	-13	Pass
850	852	0.1	15.23	2	850.006	-47.65	-13	Pass

Band5_3MHz_16QAM_HCH_847.5MHz_RB_15_0_NTNV



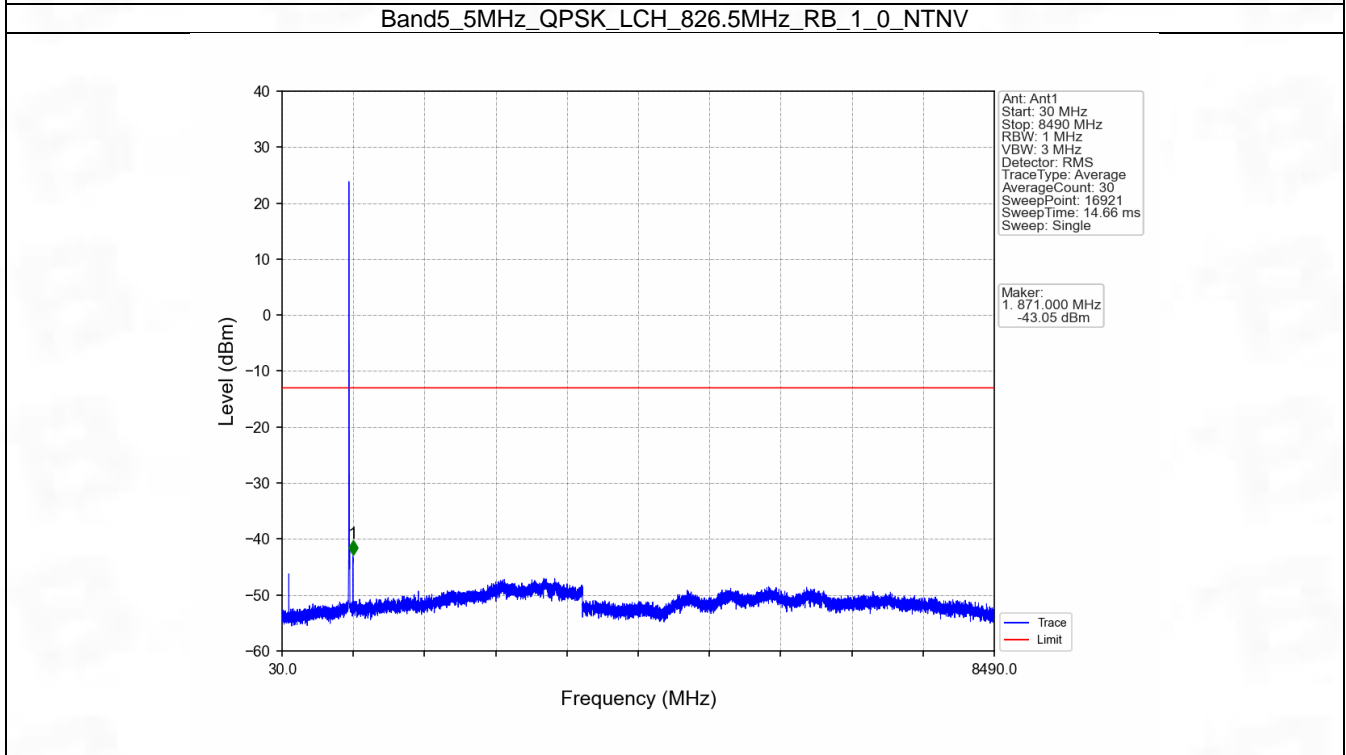
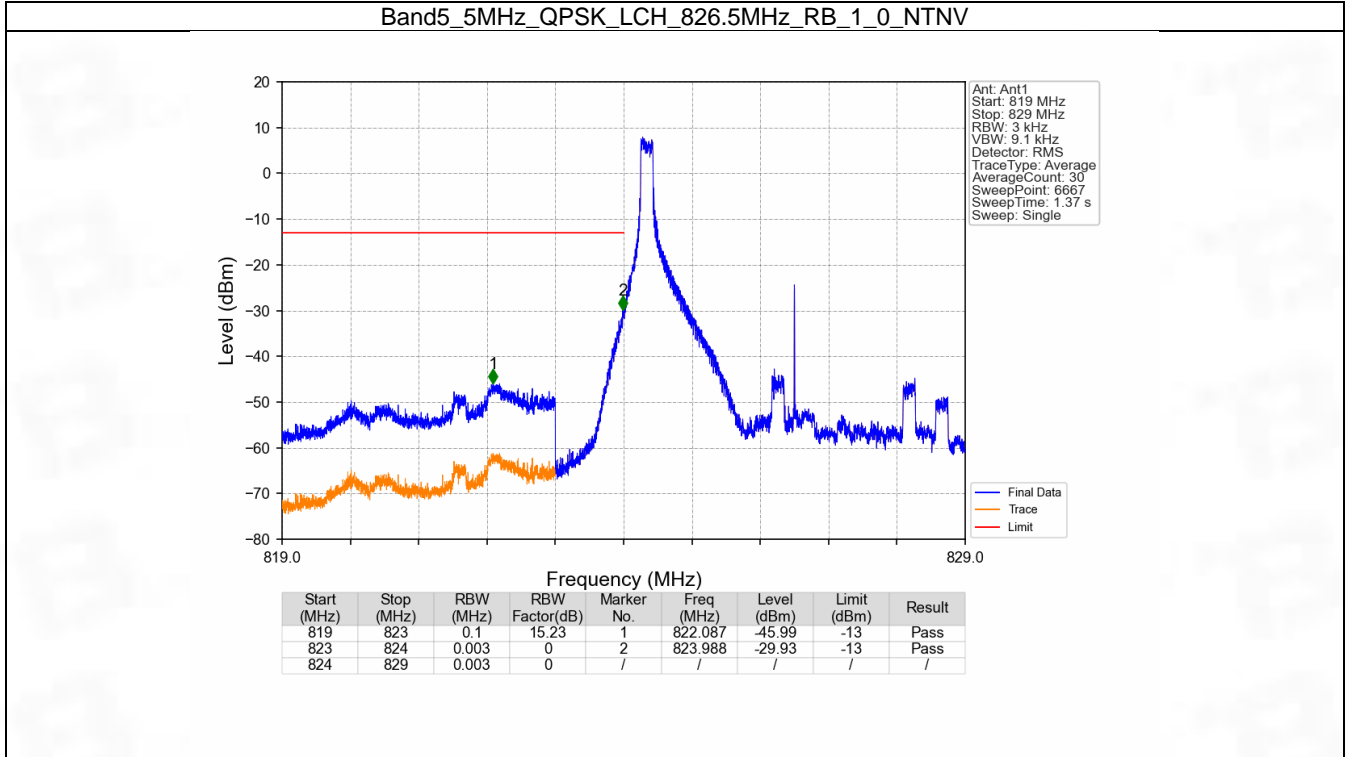
Start (MHz)	Stop (MHz)	RBW (MHz)	RBW Factor(dB)	Marker No.	Freq (MHz)	Level (dBm)	Limit (dBm)	Result
846	849	0.03	0	/	/	/	/	/
849	850	0.03	0	1	849.018	-29.93	-13	Pass
850	852	0.1	5.23	2	850.038	-30.86	-13	Pass

6.3 B5_5MHz

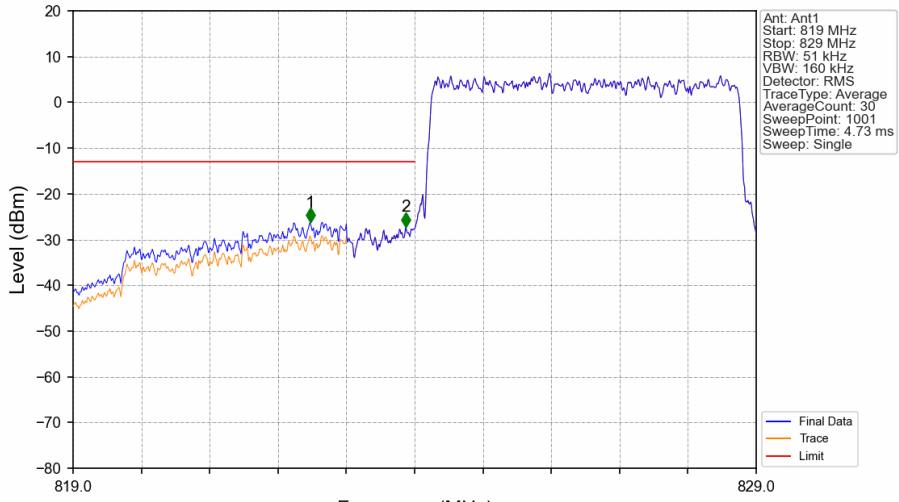
6.3.1 Test Result

Band: 5 / Bandwidth: 5MHz / NTN						
Modulation	Frequency (MHz)	RB Allocation		Spurious Emission		Verdict
		Size	Offset	Result	Limit	
QPSK	826.5	1	0	Refer To Test Graph		Pass
		25	0	Refer To Test Graph		Pass
	836.5	1	0	Refer To Test Graph		Pass
	846.5	1	0	Refer To Test Graph		Pass
			24	Refer To Test Graph		Pass
		25	0	Refer To Test Graph		Pass
16QAM	826.5	1	0	Refer To Test Graph		Pass
		25	0	Refer To Test Graph		Pass
	836.5	1	0	Refer To Test Graph		Pass
	846.5	1	0	Refer To Test Graph		Pass
			24	Refer To Test Graph		Pass
		25	0	Refer To Test Graph		Pass

6.3.2 Test Graph

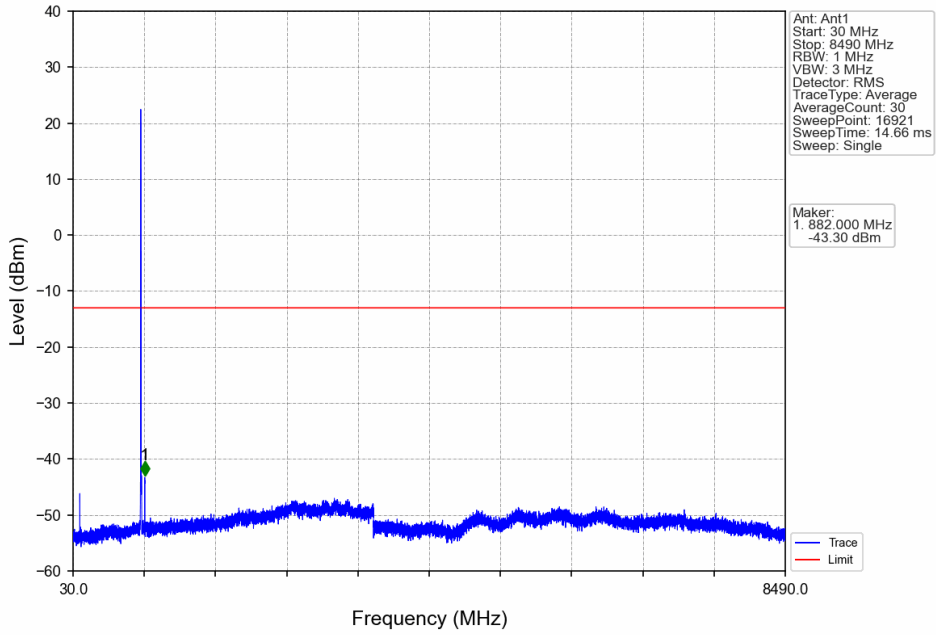


Band5_5MHz_QPSK_LCH_826.5MHz_RB_25_0_NTNV

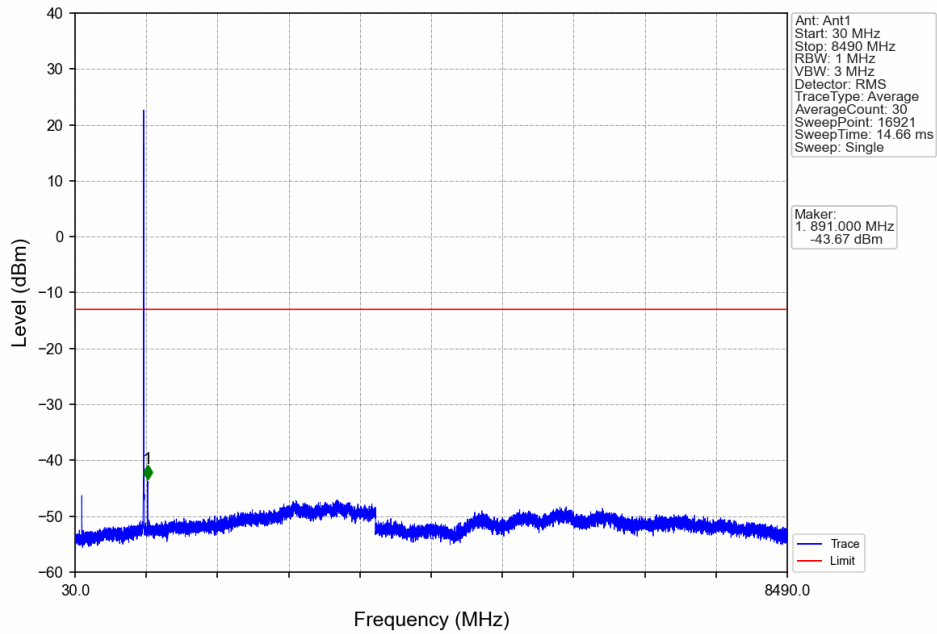


Start (MHz)	Stop (MHz)	RBW (MHz)	RBW Factor(dB)	Marker No.	Freq (MHz)	Level (dBm)	Limit (dBm)	Result
819	823	0.1	2.92	1	822.470	-26.28	-13	Pass
823	824	0.051	0	2	823.870	-27.19	-13	Pass
824	829	0.051	0	/	/	/	/	/

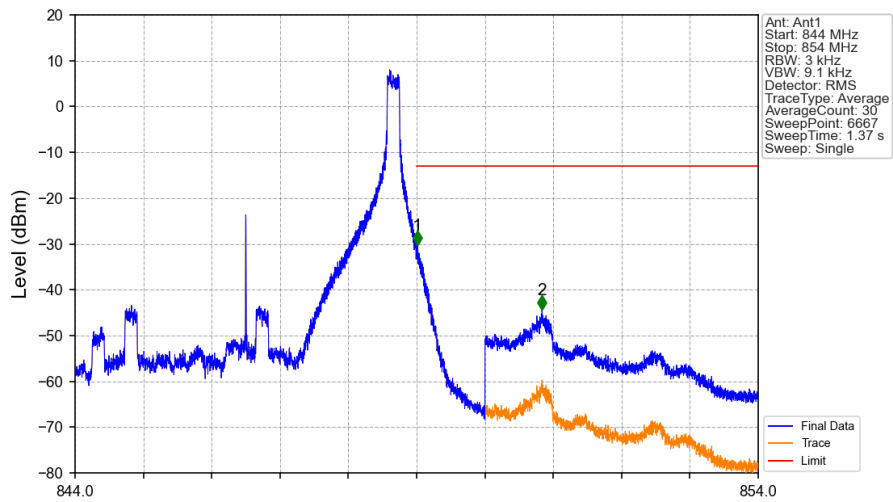
Band5_5MHz_QPSK_MCH_836.5MHz_RB_1_0_NTNV



Band5_5MHz_QPSK_HCH_846.5MHz_RB_1_0_NTNV

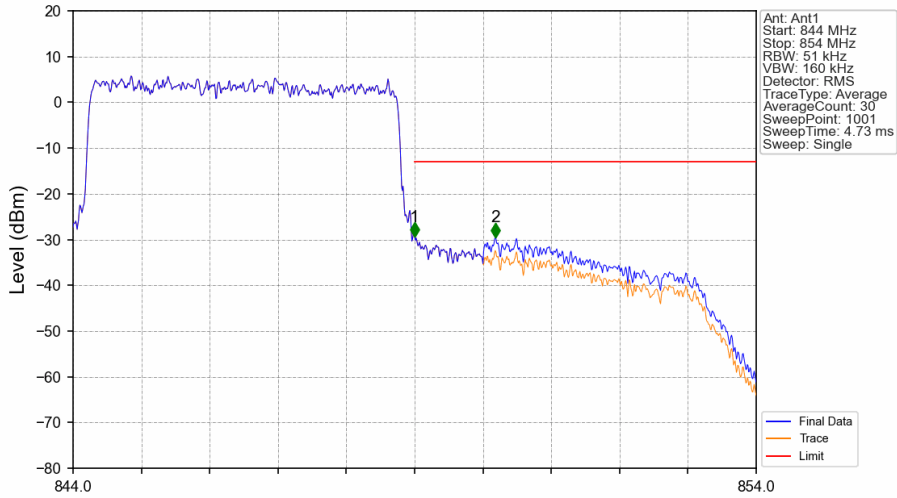


Band5_5MHz_QPSK_HCH_846.5MHz_RB_1_24_NTNV



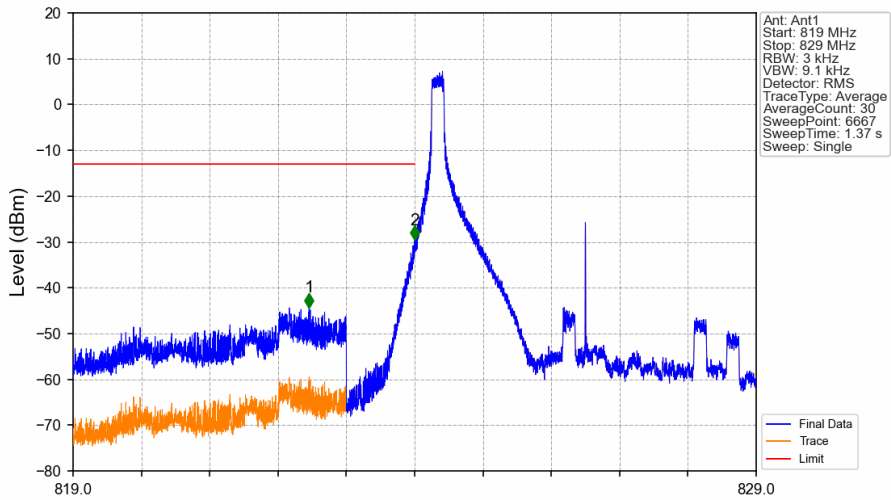
Start (MHz)	Stop (MHz)	RBW (MHz)	RBW Factor(dB)	Marker No.	Freq (MHz)	Level (dBm)	Limit (dBm)	Result
844	849	0.003	0	/	/	/	/	/
849	850	0.003	0	1	849.012	-30.25	-13	Pass
850	854	0.1	15.23	2	850.838	-44.45	-13	Pass

Band5_5MHz_QPSK_HCH_846.5MHz_RB_25_0_NTNV



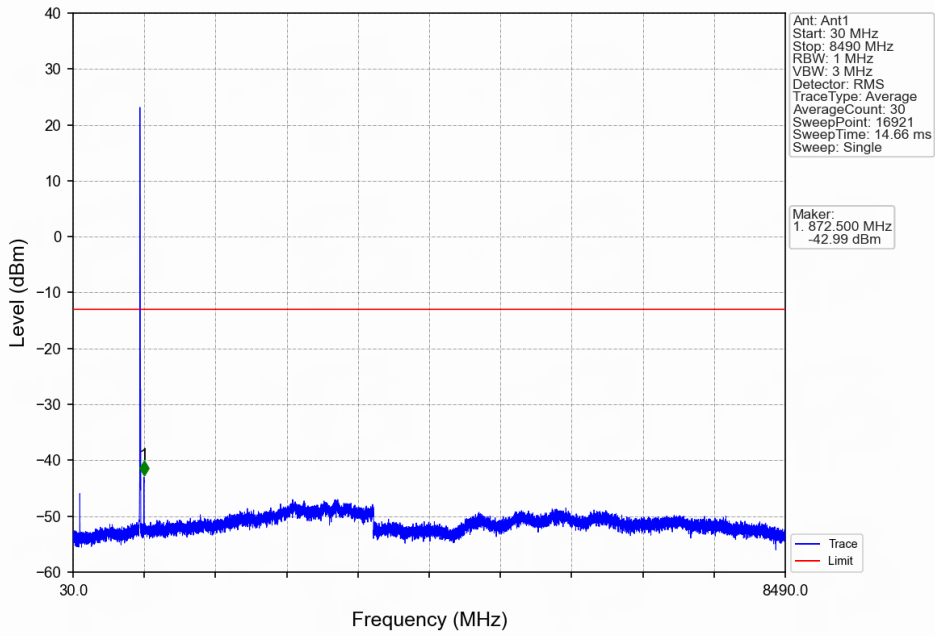
Start (MHz)	Stop (MHz)	RBW (MHz)	RBW Factor(dB)	Marker No.	Freq (MHz)	Level (dBm)	Limit (dBm)	Result
844	849	0.051	0	/	/	/	/	/
849	850	0.051	0	1	849.000	-29.35	-13	Pass
850	854	0.1	2.92	2	850.180	-29.49	-13	Pass

Band5_5MHz_16QAM_LCH_826.5MHz_RB_1_0_NTNV

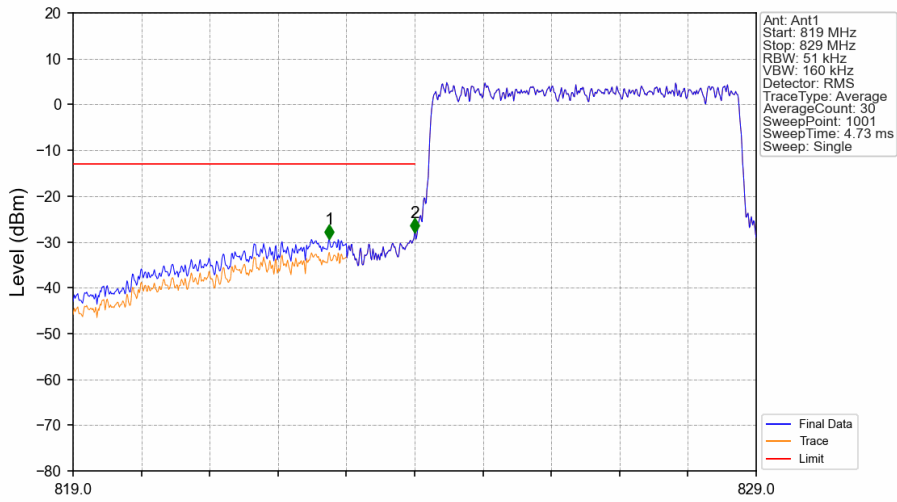


Start (MHz)	Stop (MHz)	RBW (MHz)	RBW Factor(dB)	Marker No.	Freq (MHz)	Level (dBm)	Limit (dBm)	Result
819	823	0.1	15.23	1	822.455	-44.28	-13	Pass
823	824	0.003	0	2	824.000	-29.61	-13	Pass
824	829	0.003	0	/	/	/	/	/

Band5_5MHz_16QAM_LCH_826.5MHz_RB_1_0_NTNV

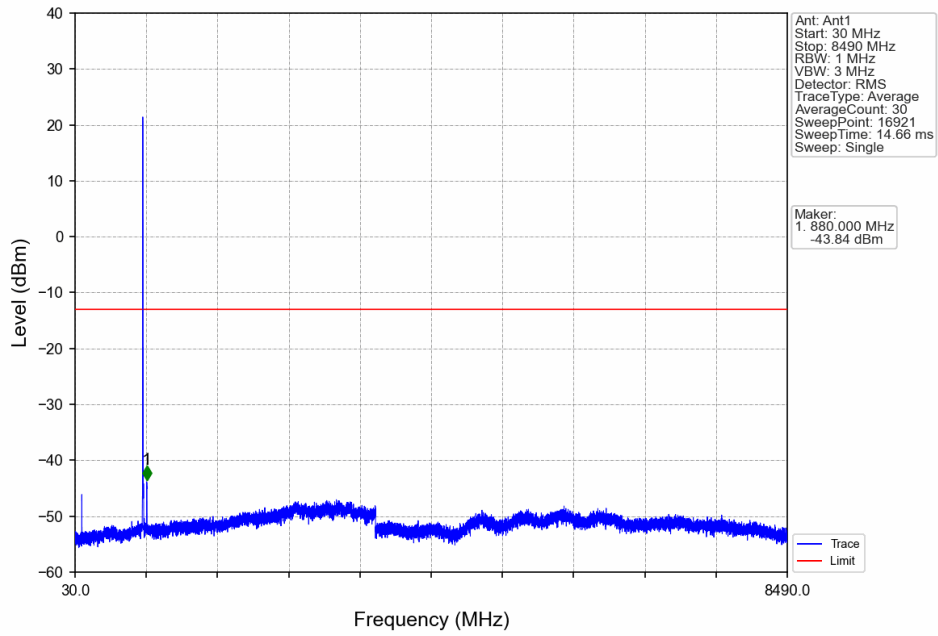


Band5_5MHz_16QAM_LCH_826.5MHz_RB_25_0_NTNV

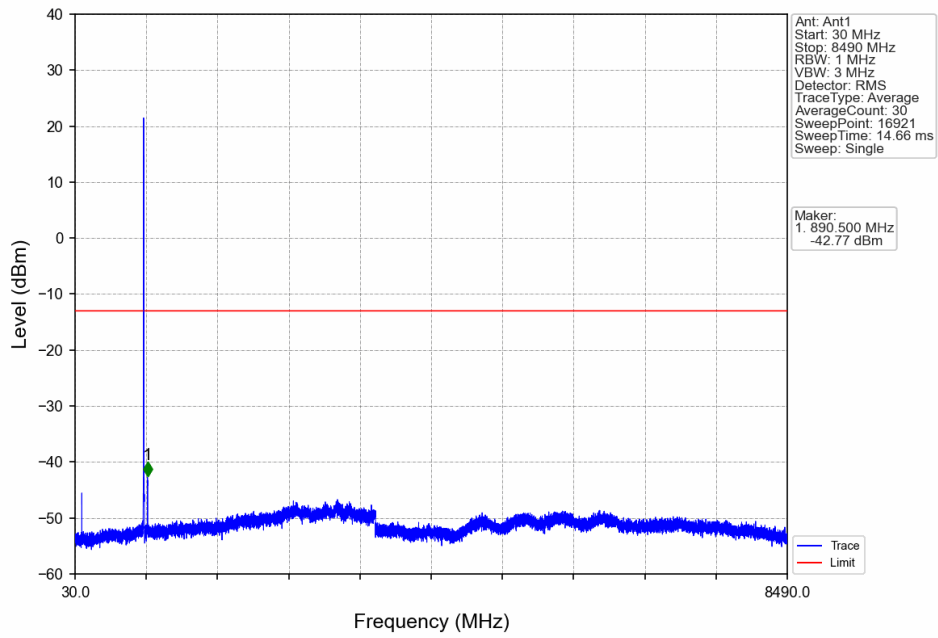


Start (MHz)	Stop (MHz)	RBW (MHz)	RBW Factor(dB)	Marker No.	Freq (MHz)	Level (dBm)	Limit (dBm)	Result
819	823	0.1	2.92	1	822.750	-29.37	-13	Pass
823	824	0.051	0	2	824.000	-27.93	-13	Pass
824	829	0.051	0	/	/	/	/	/

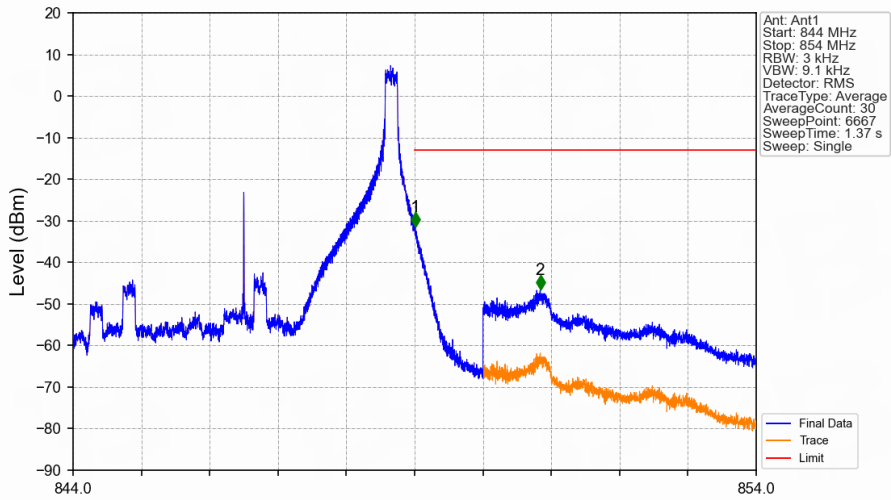
Band5_5MHz_16QAM_MCH_836.5MHz_RB_1_0_NTNV



Band5_5MHz_16QAM_HCH_846.5MHz_RB_1_0_NTNV

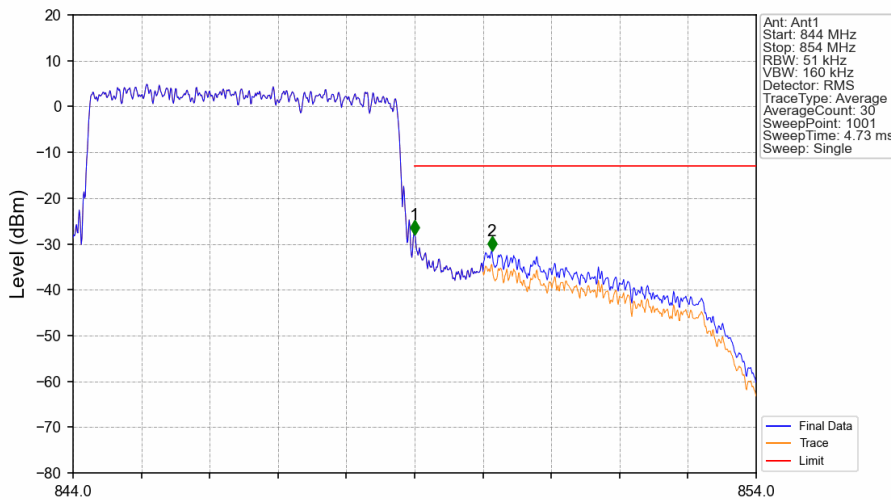


Band5_5MHz_16QAM_HCH_846.5MHz_RB_1_24_NTNV



Start (MHz)	Stop (MHz)	RBW (MHz)	RBW Factor(dB)	Marker No.	Freq (MHz)	Level (dBm)	Limit (dBm)	Result
844	849	0.003	0	/	/	/	/	/
849	850	0.003	0	1	849.009	-31.47	-13	Pass
850	854	0.1	15.23	2	850.839	-46.59	-13	Pass

Band5_5MHz_16QAM_HCH_846.5MHz_RB_25_0_NTNV



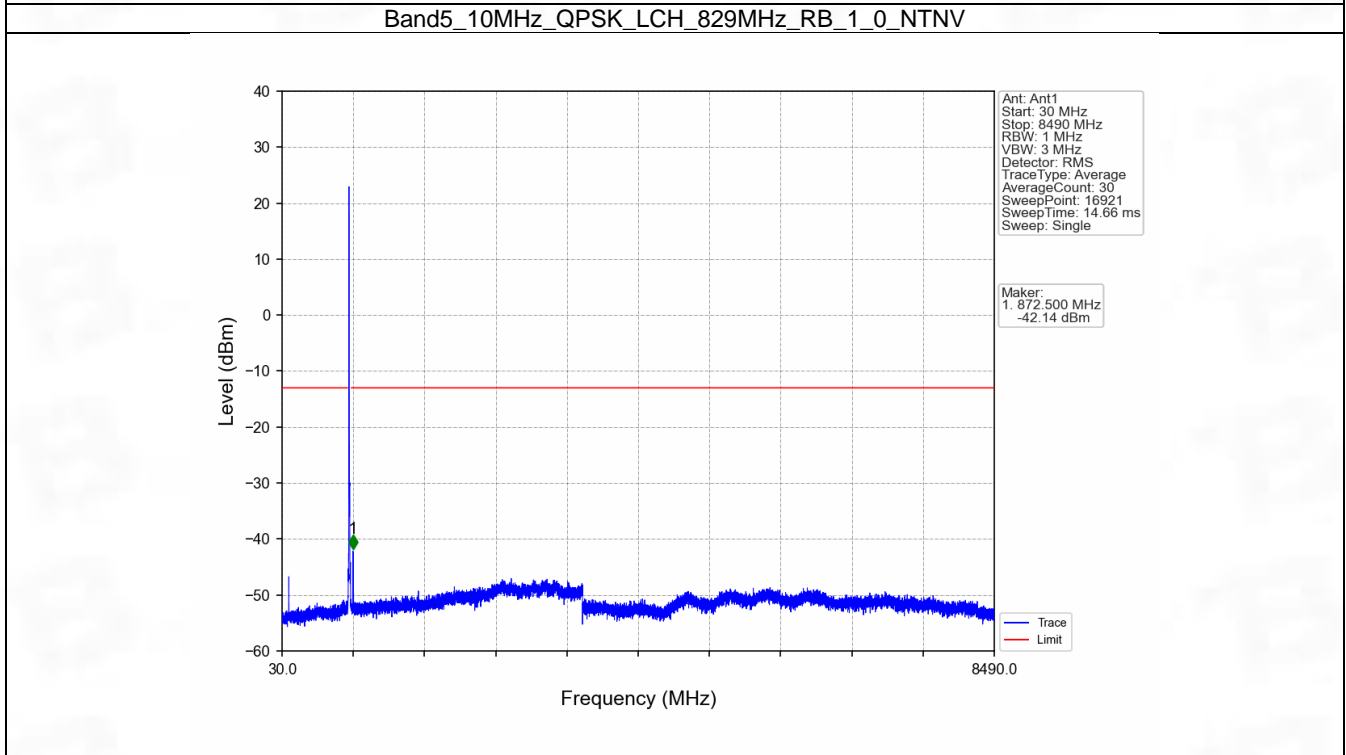
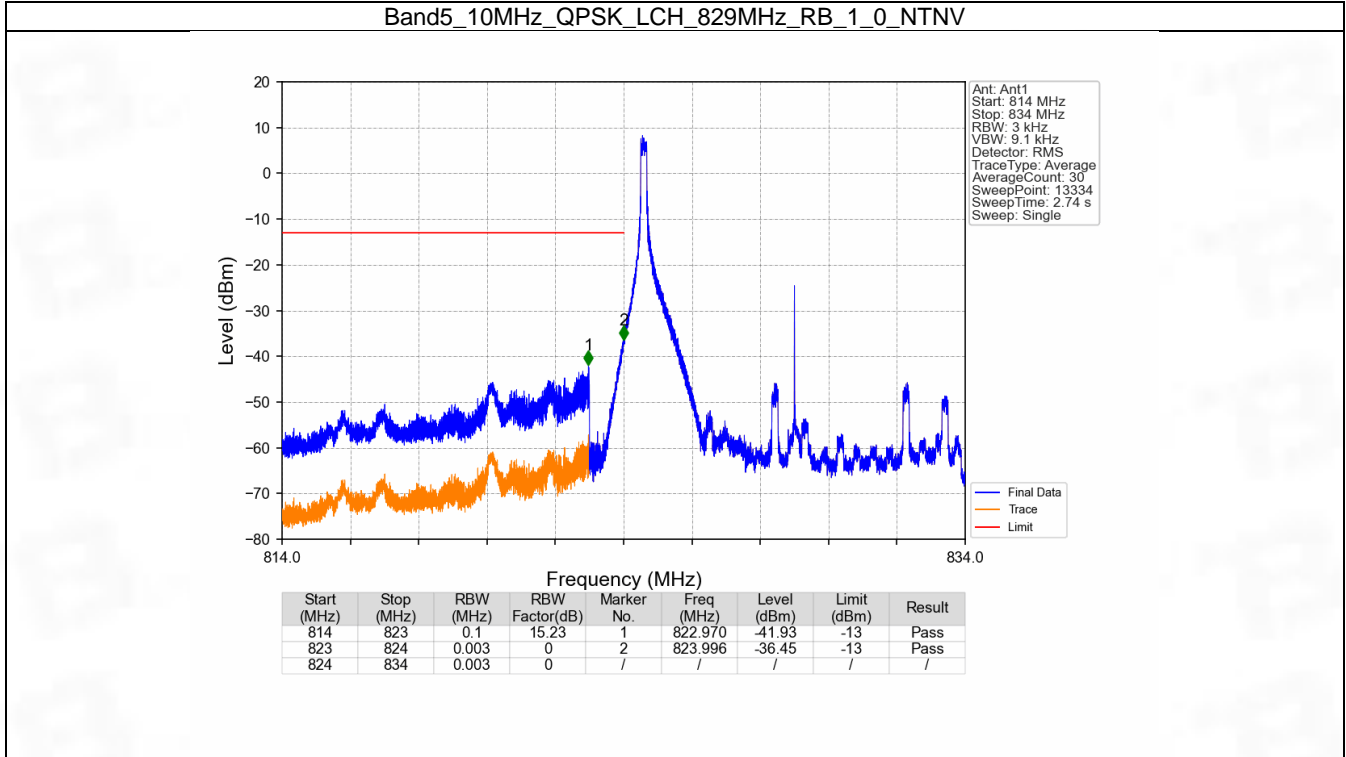
Start (MHz)	Stop (MHz)	RBW (MHz)	RBW Factor(dB)	Marker No.	Freq (MHz)	Level (dBm)	Limit (dBm)	Result
844	849	0.051	0	/	/	/	/	/
849	850	0.051	0	1	849.000	-28.03	-13	Pass
850	854	0.1	2.92	2	850.130	-31.53	-13	Pass

6.4 B5_10MHz

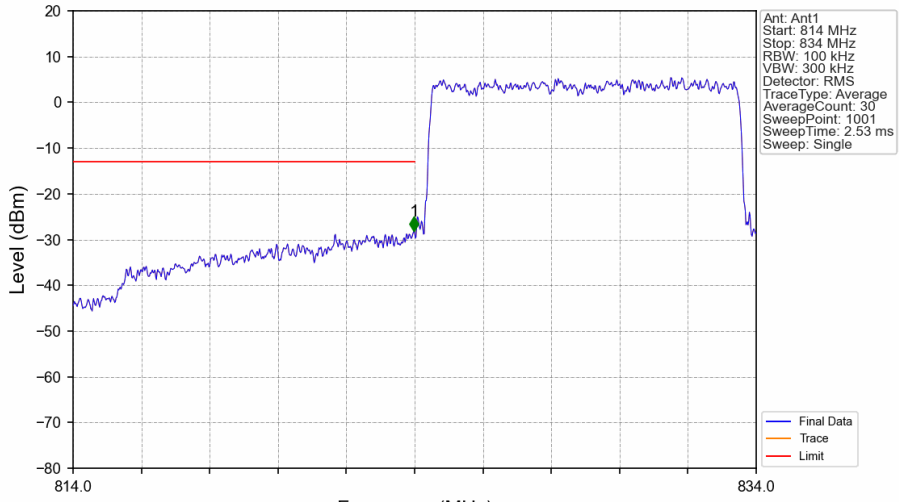
6.4.1 Test Result

Band: 5 / Bandwidth: 10MHz / NTV						
Modulation	Frequency (MHz)	RB Allocation		Spurious Emission		Verdict
		Size	Offset	Result	Limit	
QPSK	829	1	0	Refer To Test Graph		Pass
		50	0	Refer To Test Graph		Pass
	844	1	0	Refer To Test Graph		Pass
		1	49	Refer To Test Graph		Pass
		50	0	Refer To Test Graph		Pass
		50	0	Refer To Test Graph		Pass
16QAM	829	1	0	Refer To Test Graph		Pass
		50	0	Refer To Test Graph		Pass
	844	1	0	Refer To Test Graph		Pass
		1	49	Refer To Test Graph		Pass
		50	0	Refer To Test Graph		Pass
		50	0	Refer To Test Graph		Pass

6.4.2 Test Graph

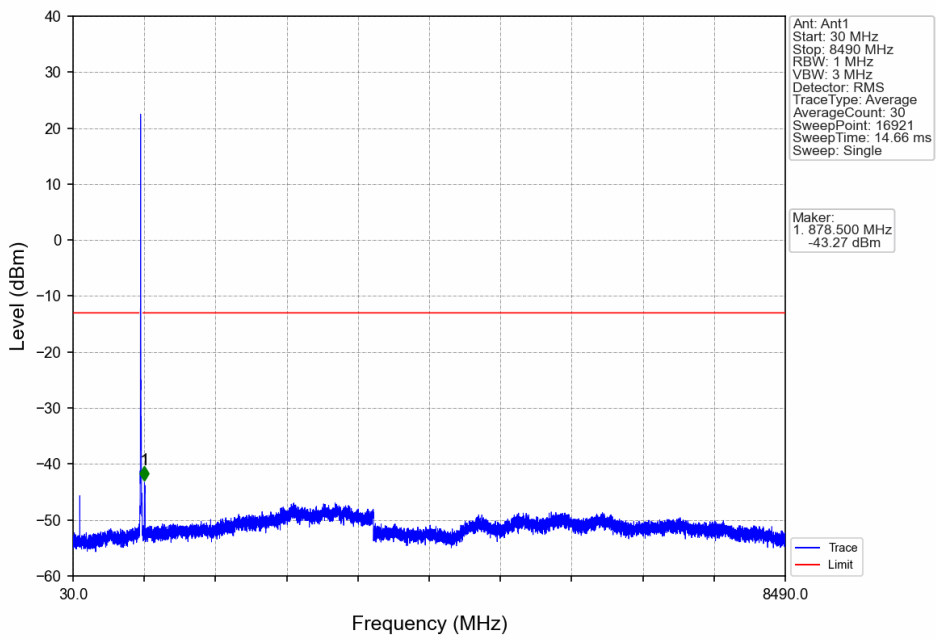


Band5_10MHz_QPSK_LCH_829MHz_RB_50_0_NTNV



Start (MHz)	Stop (MHz)	RBW (MHz)	RBW Factor(dB)	Marker No.	Freq (MHz)	Level (dBm)	Limit (dBm)	Result
814	824	0.1	0	1	823.980	-28.17	-13	Pass
824	834	0.1	0	/	/	/	/	/

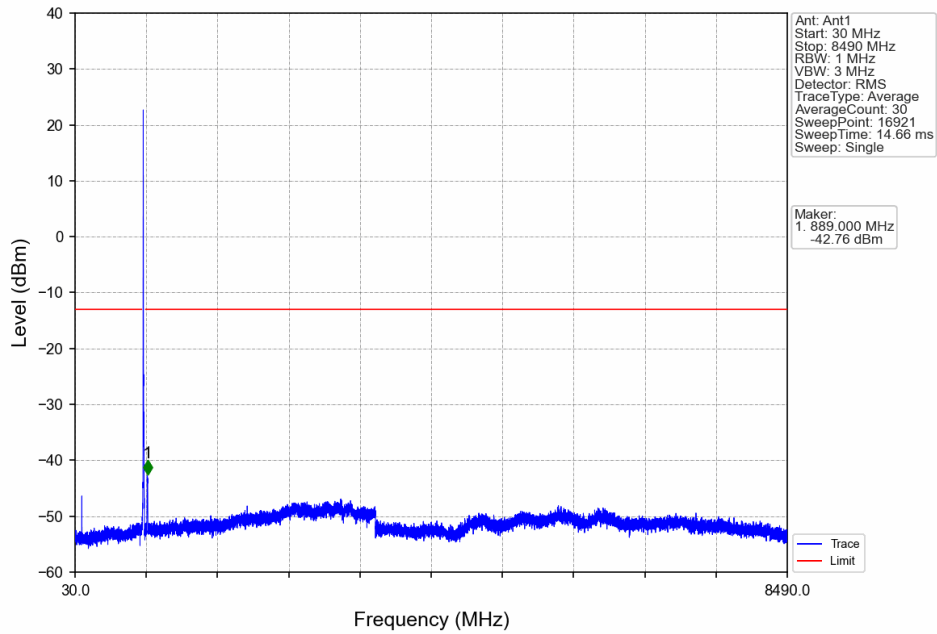
Band5_10MHz_QPSK_MCH_836.5MHz_RB_1_0_NTNV



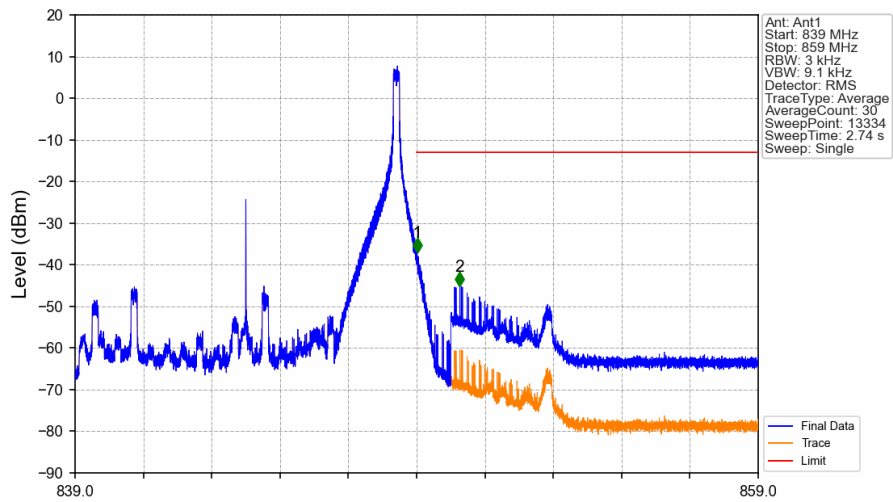
Ant: Ant1
 Start: 30 MHz
 Stop: 8490 MHz
 RBW: 1 MHz
 VBW: 3 MHz
 Detector: RMS
 TraceType: Average
 AverageCount: 30
 SweepPoint: 16921
 SweepTime: 14.66 ms
 Sweep: Single

Marker:
 1: 836.500 MHz
 -43.27 dBm

Band5_10MHz_QPSK_HCH_844MHz_RB_1_0_NTNV

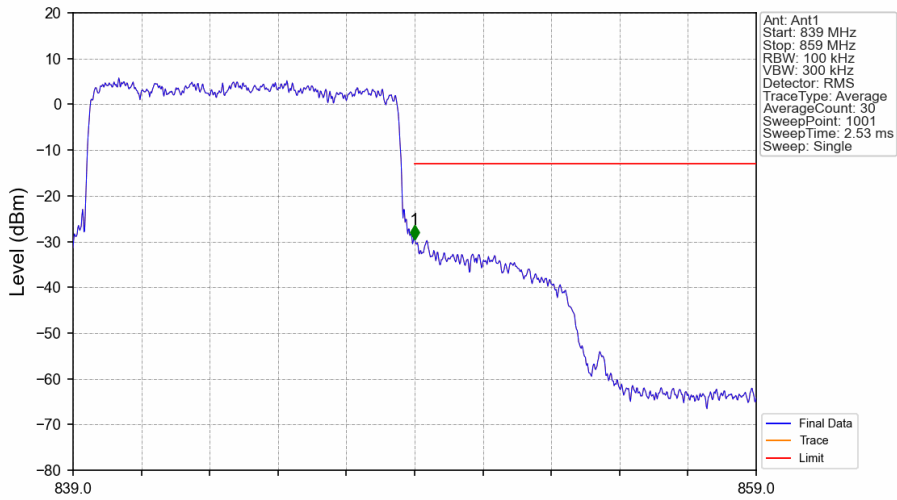


Band5_10MHz_QPSK_HCH_844MHz_RB_1_49_NTNV



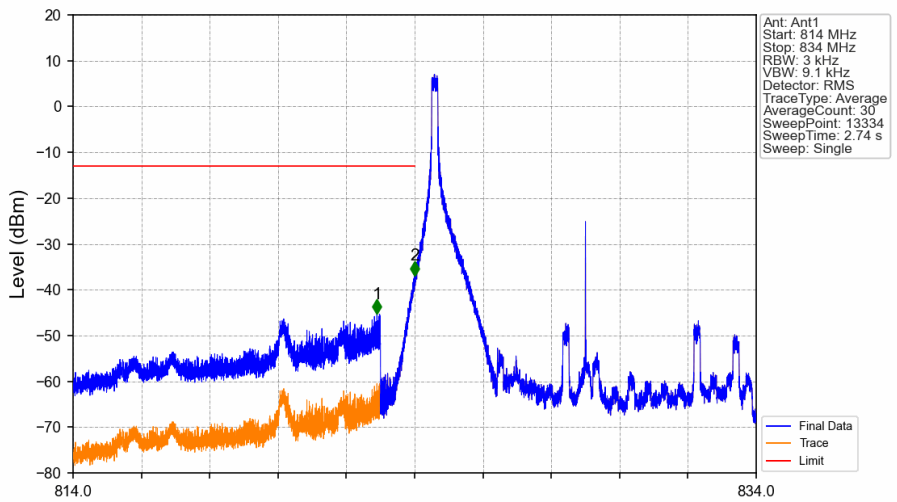
Start (MHz)	Stop (MHz)	RBW (MHz)	RBW Factor(dB)	Marker No.	Freq (MHz)	Level (dBm)	Limit (dBm)	Result
839	849	0.003	0	/	/	/	/	/
849	850	0.003	0	1	849.014	-37.11	-13	Pass
850	859	0.1	15.23	2	850.264	-45.20	-13	Pass

Band5_10MHz_QPSK_HCH_844MHz_RB_50_0_NTNV



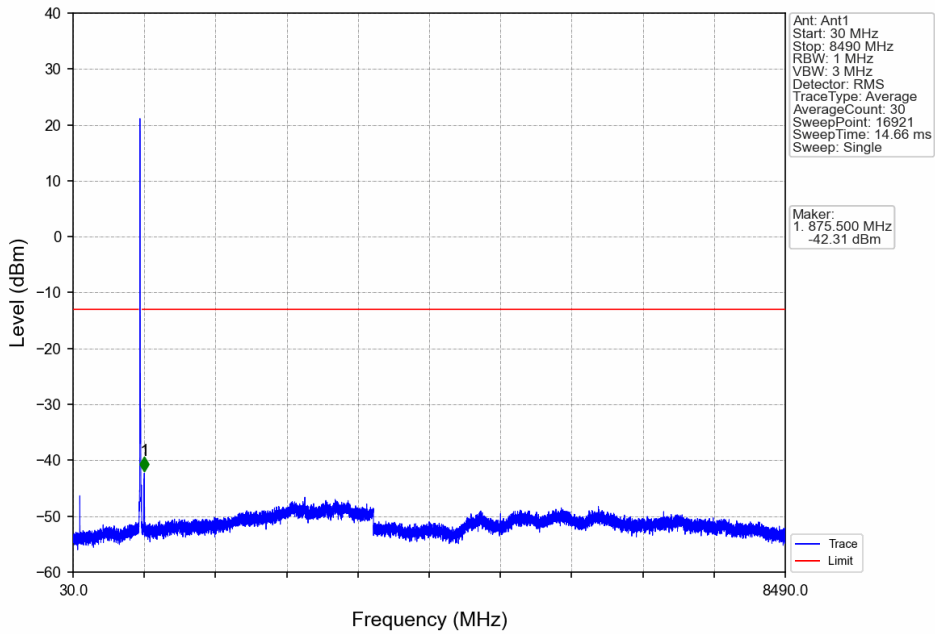
Start (MHz)	Stop (MHz)	RBW (MHz)	RBW Factor(dB)	Marker No.	Freq (MHz)	Level (dBm)	Limit (dBm)	Result
839	849	0.1	0	/	/	/	/	/
849	859	0.1	0	1	849.000	-29.55	-13	Pass

Band5_10MHz_16QAM_LCH_829MHz_RB_1_0_NTNV

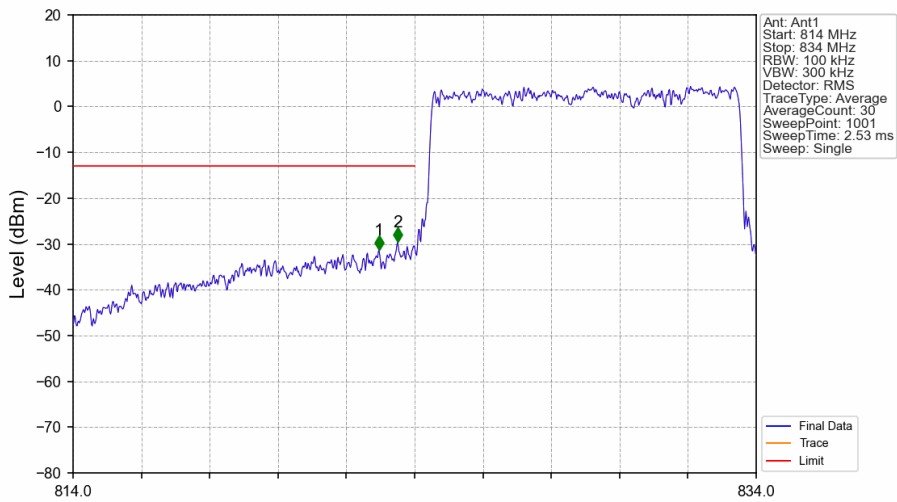


Start (MHz)	Stop (MHz)	RBW (MHz)	RBW Factor(dB)	Marker No.	Freq (MHz)	Level (dBm)	Limit (dBm)	Result
814	823	0.1	15.23	1	822.897	-45.22	-13	Pass
823	824	0.003	0	2	823.998	-36.88	-13	Pass
824	834	0.003	0	/	/	/	/	/

Band5_10MHz_16QAM_LCH_829MHz_RB_1_0_NTNV

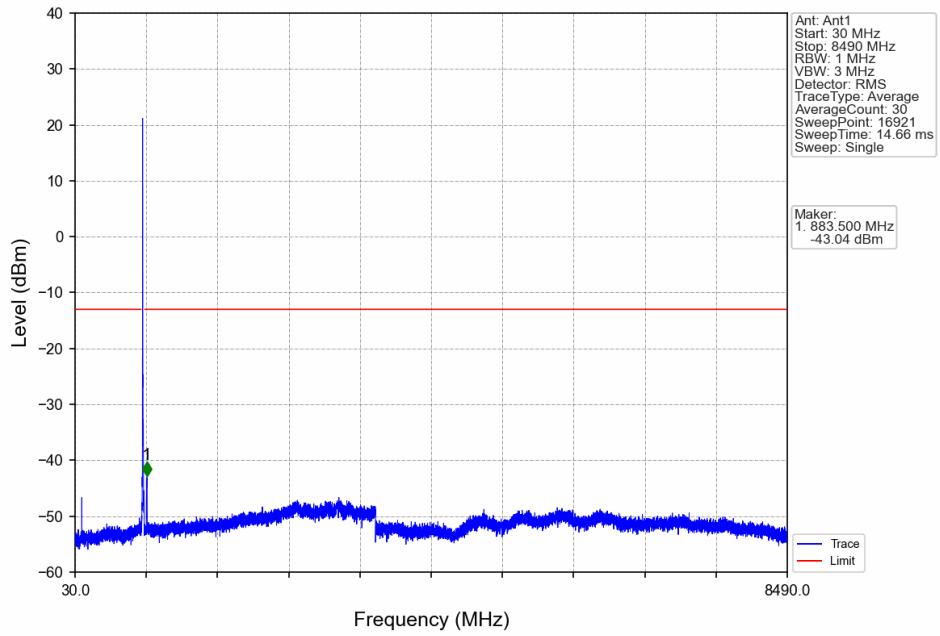


Band5_10MHz_16QAM_LCH_829MHz_RB_50_0_NTNV

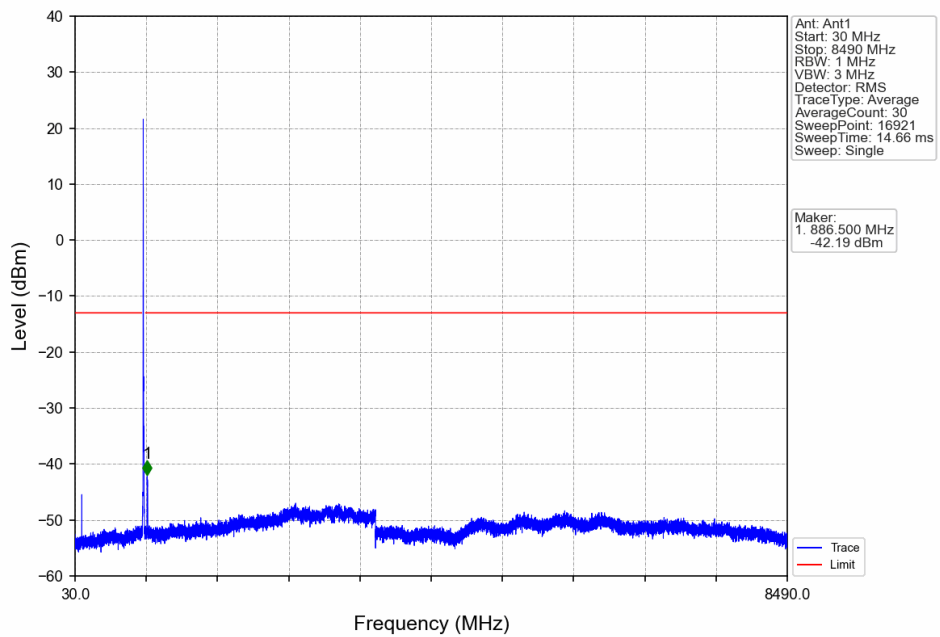


Start (MHz)	Stop (MHz)	RBW (MHz)	RBW Factor(dB)	Marker No.	Freq (MHz)	Level (dBm)	Limit (dBm)	Result
814	823	0.1	0	1	822.960	-31.37	-13	Pass
823	824	0.101	0.04	2	823.500	-29.61	-13	Pass
824	834	0.101	0.04	/	/	/	/	/

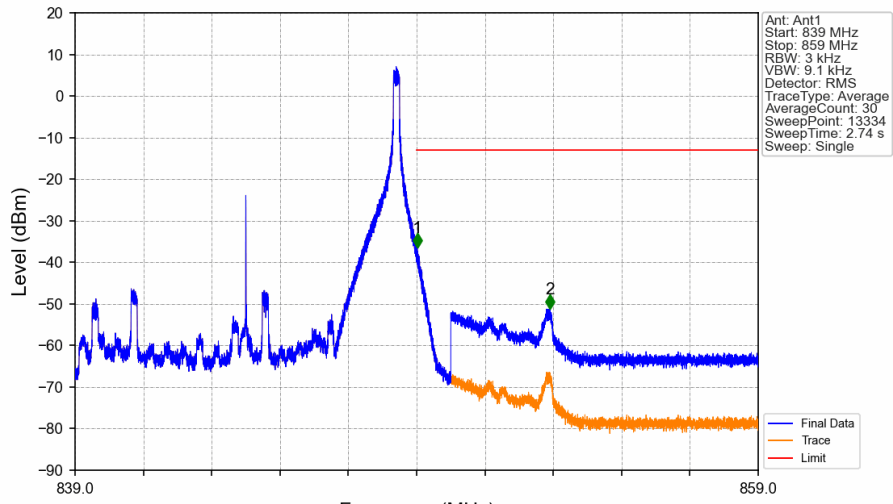
Band5_10MHz_16QAM_MCH_836.5MHz_RB_1_0_NTNV



Band5_10MHz_16QAM_HCH_844MHz_RB_1_0_NTNV

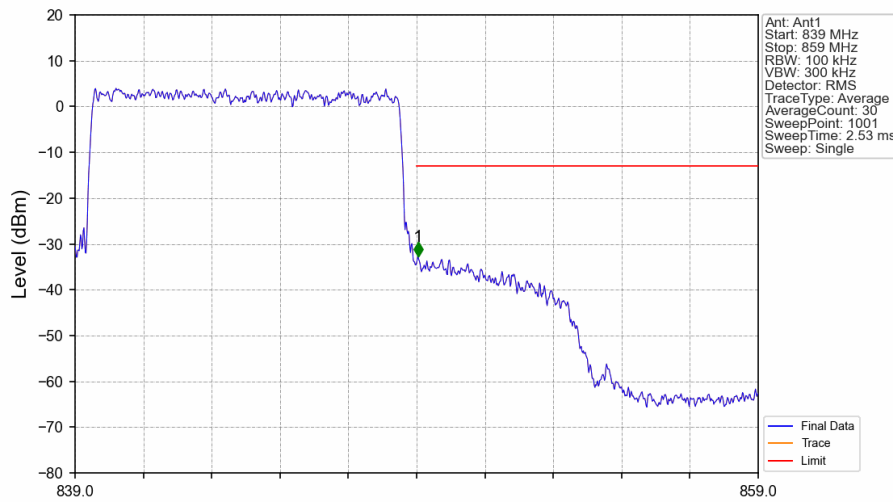


Band5_10MHz_16QAM_HCH_844MHz_RB_1_49_NTNV



Start (MHz)	Stop (MHz)	RBW (MHz)	RBW Factor(dB)	Marker No.	Freq (MHz)	Level (dBm)	Limit (dBm)	Result
839	849	0.003	0	/	/	/	/	/
849	850	0.003	0	1	849.017	-36.54	-13	Pass
850	859	0.1	15.23	2	852.893	-51.22	-13	Pass

Band5_10MHz_16QAM_HCH_844MHz_RB_50_0_NTNV



Start (MHz)	Stop (MHz)	RBW (MHz)	RBW Factor(dB)	Marker No.	Freq (MHz)	Level (dBm)	Limit (dBm)	Result
839	849	0.1	0	/	/	/	/	/
849	859	0.1	0	1	849.040	-32.75	-13	Pass

7. Form731

7.1 Form731_Power

7.1.1 Test Result

Band	BW	Lower Freq	High Freq	MAX Power (W)	Value	Hz/ppm	Emission Designator	Rule Parts	MAX Power (dBm)
5	1.4	824.7	848.3	0.2489	0.0167	ppm	1M11G7D	24E	23.96
5	1.4	824.7	848.3	0.1786	0.0139	ppm	1M11W7D	24E	22.52
5	3	825.5	847.5	0.2270	0.0124	ppm	2M73G7D	24E	23.56
5	3	825.5	847.5	0.1991	0.0329	ppm	2M72W7D	24E	22.99
5	5	826.5	846.5	0.2133	0.0156	ppm	4M59G7D	24E	23.29
5	5	826.5	846.5	0.1782	0.0113	ppm	4M60W7D	24E	22.51
5	10	829	844	0.2239	0.0120	ppm	9M10G7D	24E	23.50
5	10	829	844	0.1936	0.0122	ppm	9M08W7D	24E	22.87

7.2 Form731_ERP

7.2.1 Test Result

Band	BW	Lower Freq	High Freq	MAX Power (W)	Value	Hz/ppm	Emission Designator	Rule Parts	MAX Power (dBm)
5	1.4	824.7	848.3	0.2799	0.0167	ppm	1M11G7D	24E	24.47
5	1.4	824.7	848.3	0.2009	0.0139	ppm	1M11W7D	24E	23.03
5	3	825.5	847.5	0.2553	0.0124	ppm	2M73G7D	24E	24.07
5	3	825.5	847.5	0.2239	0.0329	ppm	2M72W7D	24E	23.50
5	5	826.5	846.5	0.2399	0.0156	ppm	4M59G7D	24E	23.80
5	5	826.5	846.5	0.2004	0.0113	ppm	4M60W7D	24E	23.02
5	10	829	844	0.2518	0.0120	ppm	9M10G7D	24E	24.01
5	10	829	844	0.2178	0.0122	ppm	9M08W7D	24E	23.38