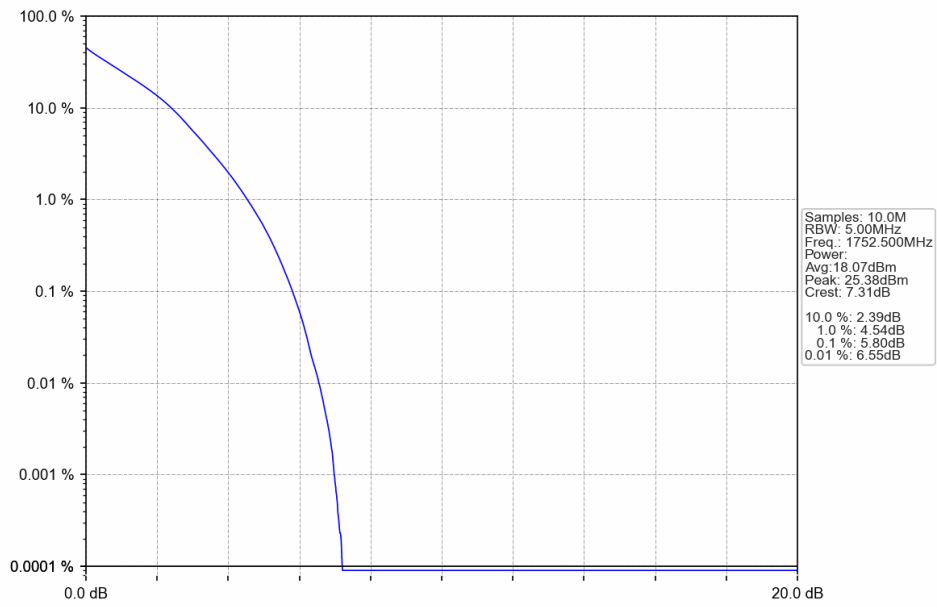
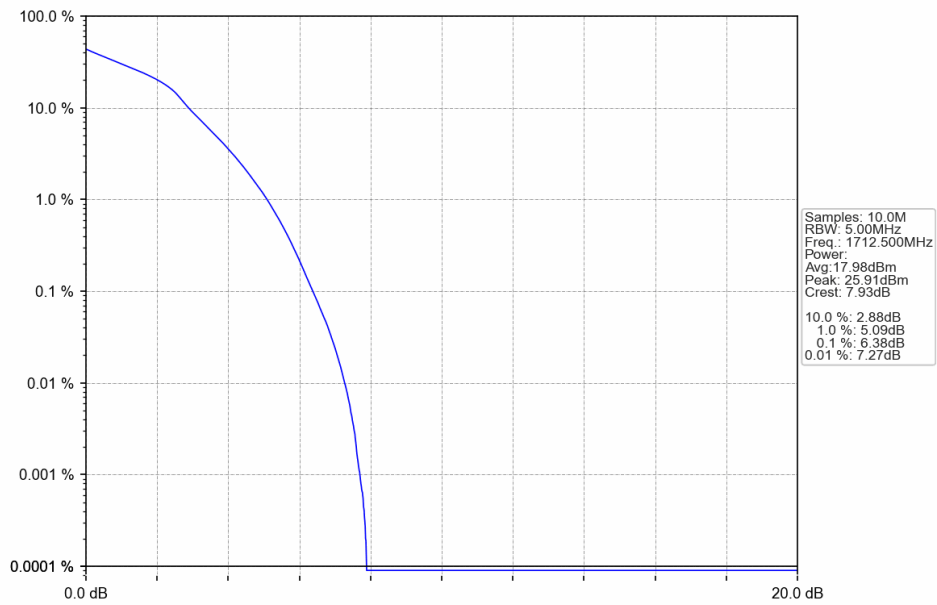


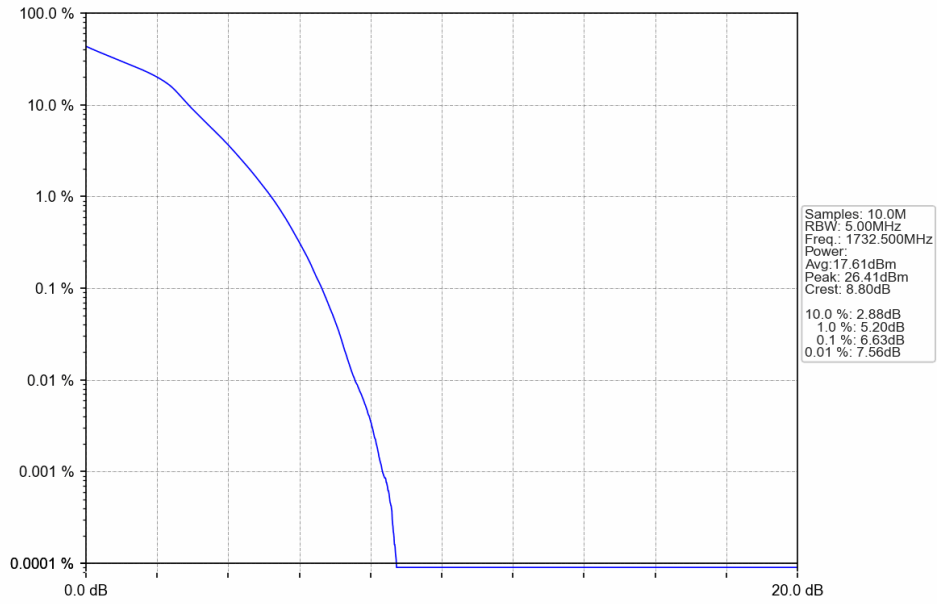
Band4_5MHz_QPSK_HCH_1752.5MHz_RB_25_0_NTNV



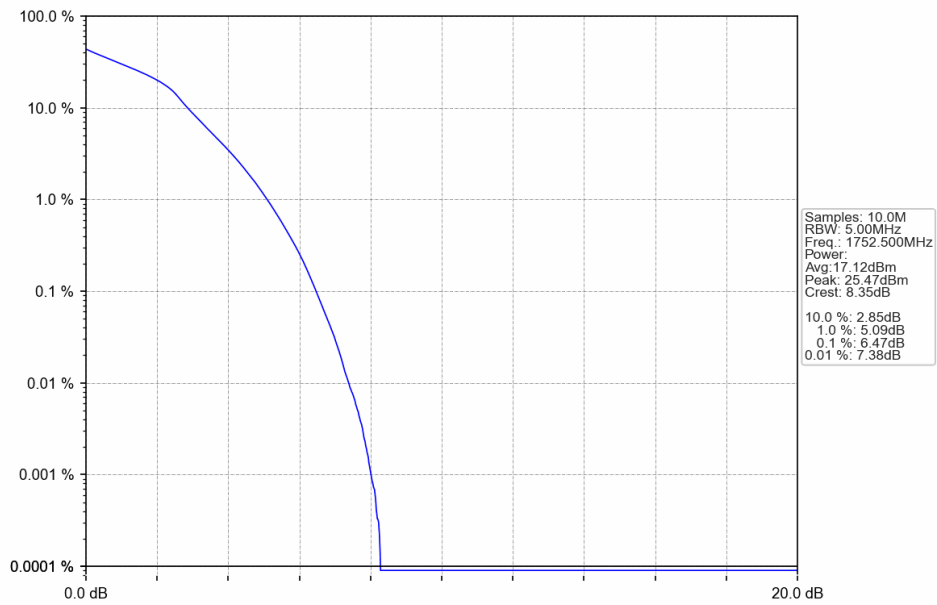
Band4_5MHz_16QAM_LCH_1712.5MHz_RB_25_0_NTNV



Band4_5MHz_16QAM_MCH_1732.5MHz_RB_25_0_NTNV



Band4_5MHz_16QAM_HCH_1752.5MHz_RB_25_0_NTNV

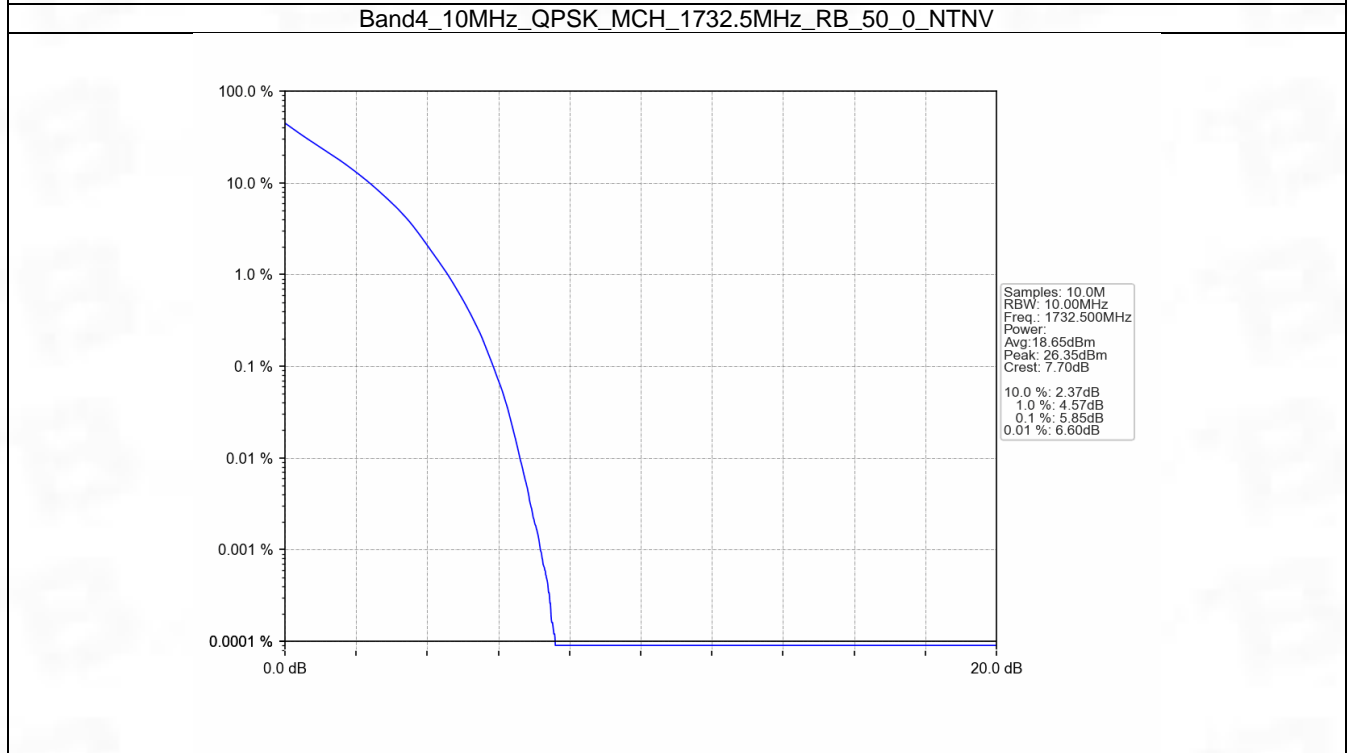
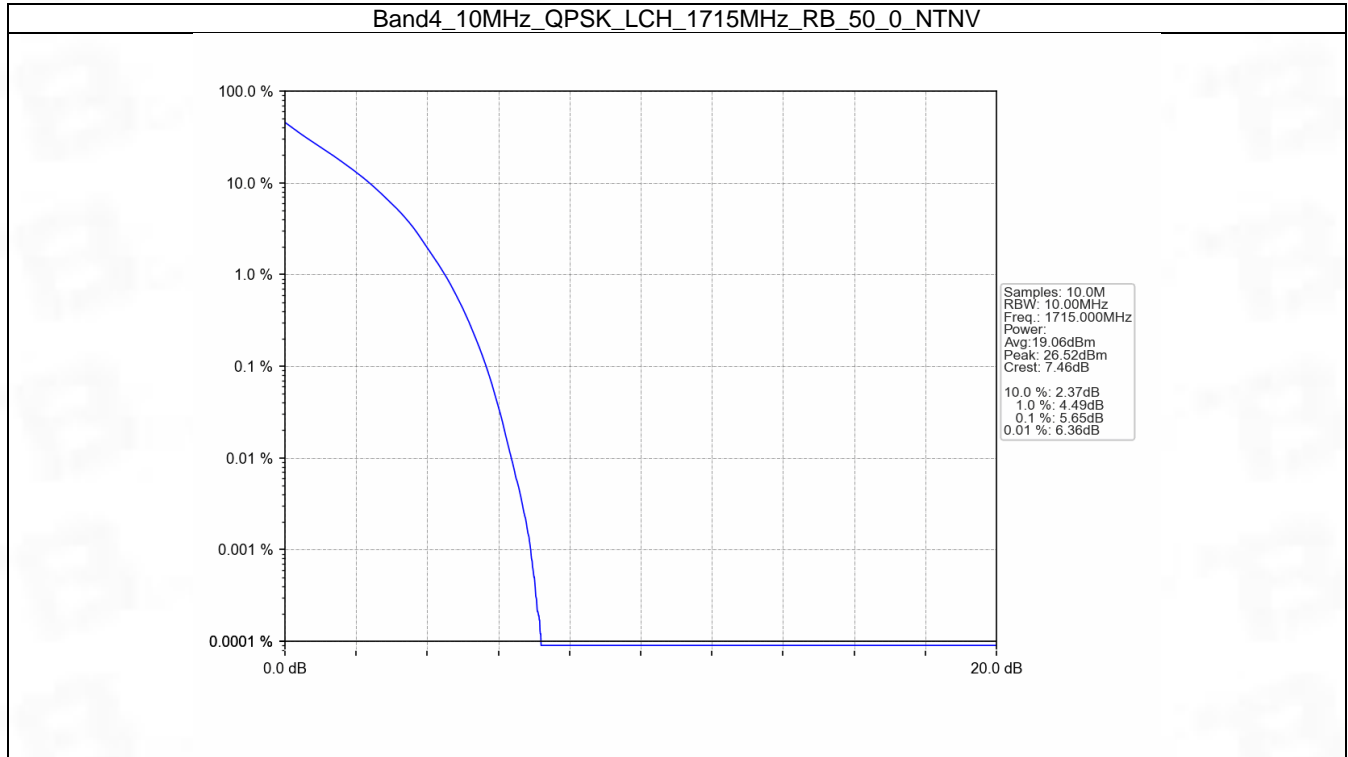


5.4 B4_10MHz

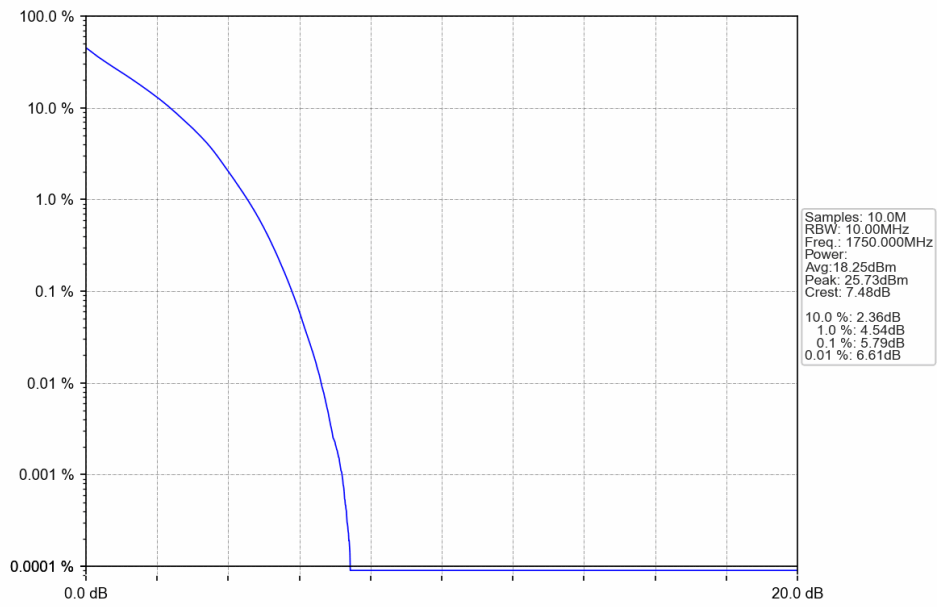
5.4.1 Test Result

Band: 4 / Bandwidth: 10MHz / NTV						
Modulation	Frequency (MHz)	RB Allocation		Peak-Average Ratio (dB)		Verdict
		Size	Offset	Result	Limit	
QPSK	1715	50	0	5.65	<=13	Pass
	1732.5	50	0	5.85	<=13	Pass
	1750	50	0	5.79	<=13	Pass
16QAM	1715	50	0	6.40	<=13	Pass
	1732.5	50	0	6.64	<=13	Pass
	1750	50	0	6.49	<=13	Pass

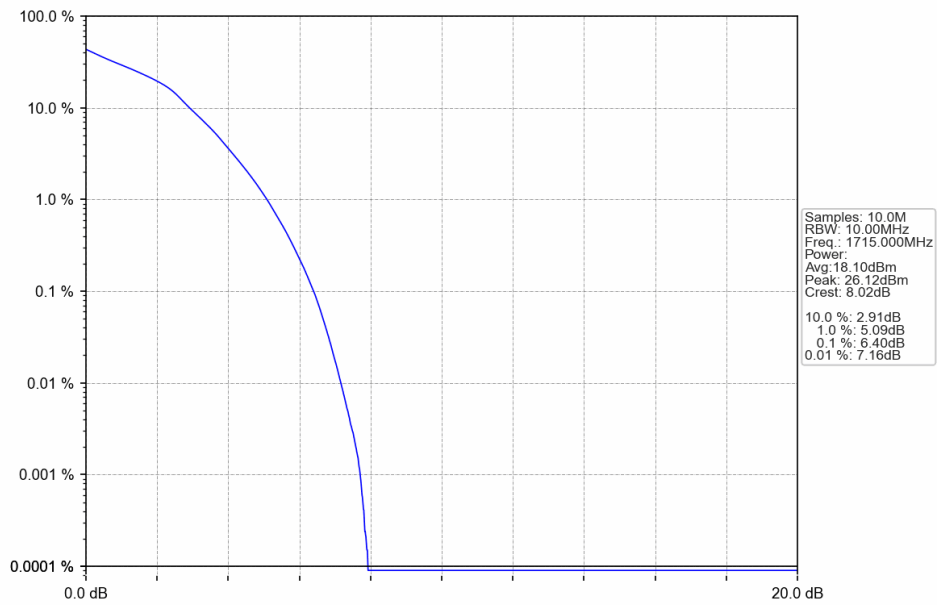
5.4.2 Test Graph



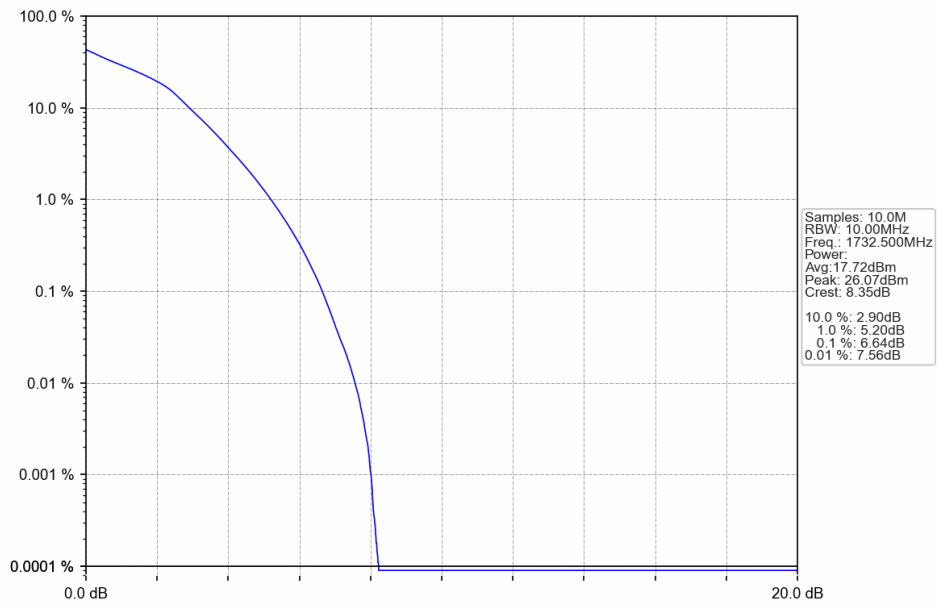
Band4_10MHz_QPSK_HCH_1750MHz_RB_50_0_NTNV



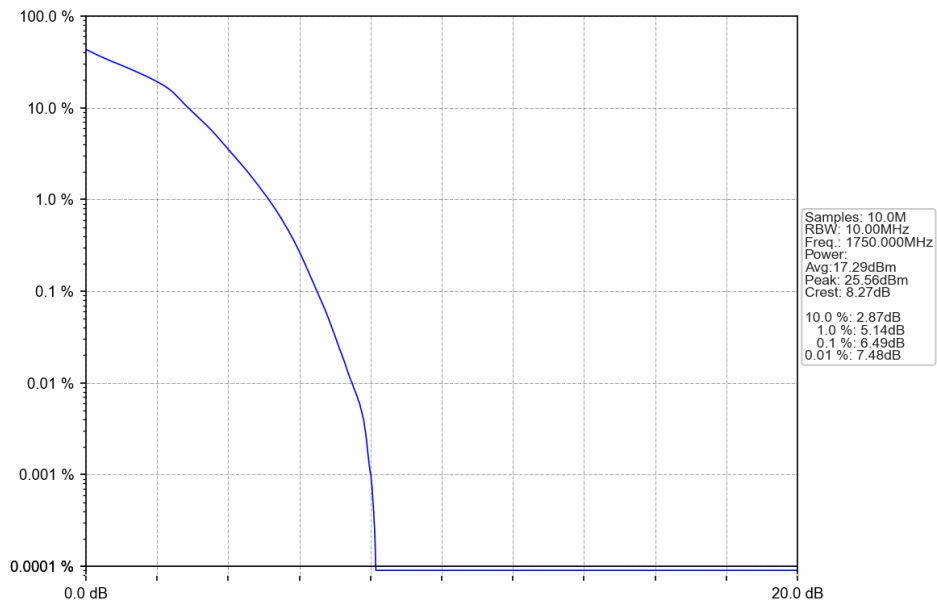
Band4_10MHz_16QAM_LCH_1715MHz_RB_50_0_NTNV



Band4_10MHz_16QAM_MCH_1732.5MHz_RB_50_0_NTNV



Band4_10MHz_16QAM_HCH_1750MHz_RB_50_0_NTNV

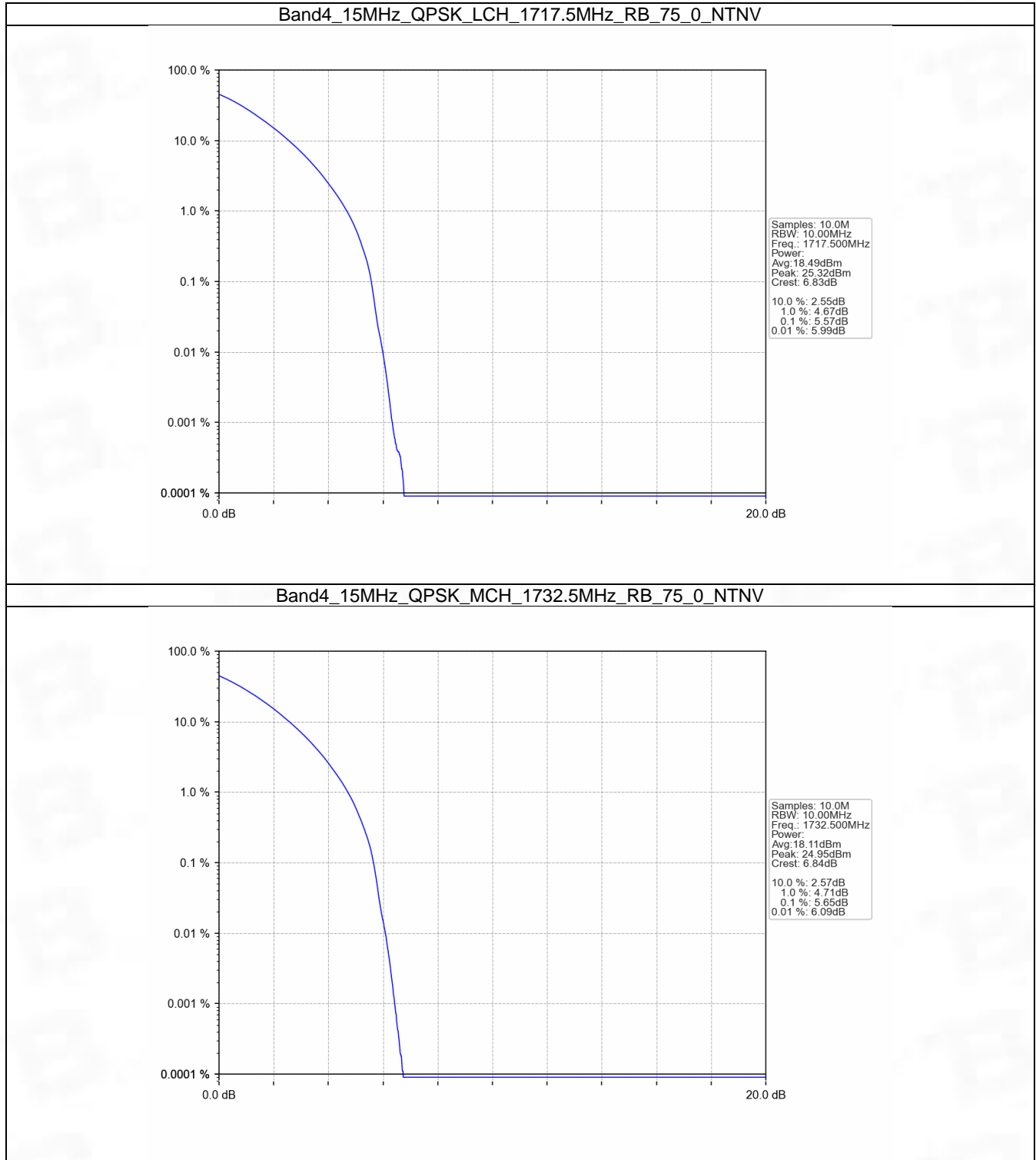


5.5 B4_15MHz

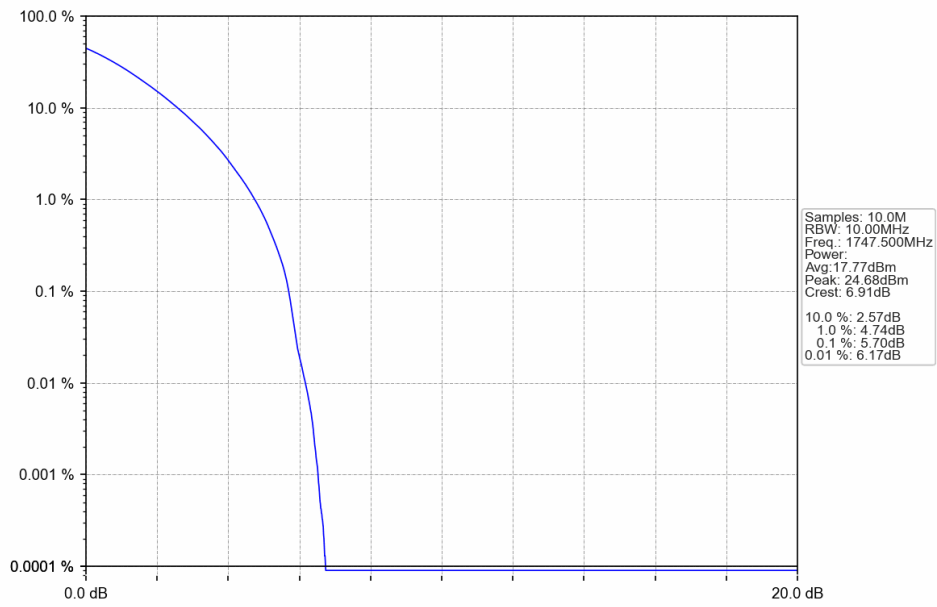
5.5.1 Test Result

Band: 4 / Bandwidth: 15MHz / NTV						
Modulation	Frequency (MHz)	RB Allocation		Peak-Average Ratio (dB)		Verdict
		Size	Offset	Result	Limit	
QPSK	1717.5	75	0	5.57	<=13	Pass
	1732.5	75	0	5.65	<=13	Pass
	1747.5	75	0	5.70	<=13	Pass
16QAM	1717.5	75	0	6.30	<=13	Pass
	1732.5	75	0	6.40	<=13	Pass
	1747.5	75	0	6.38	<=13	Pass

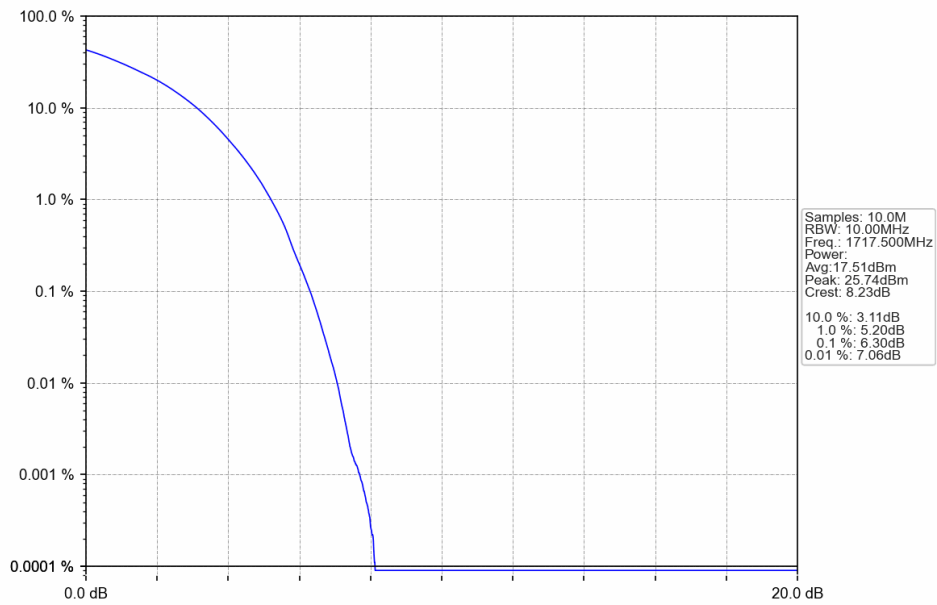
5.5.2 Test Graph



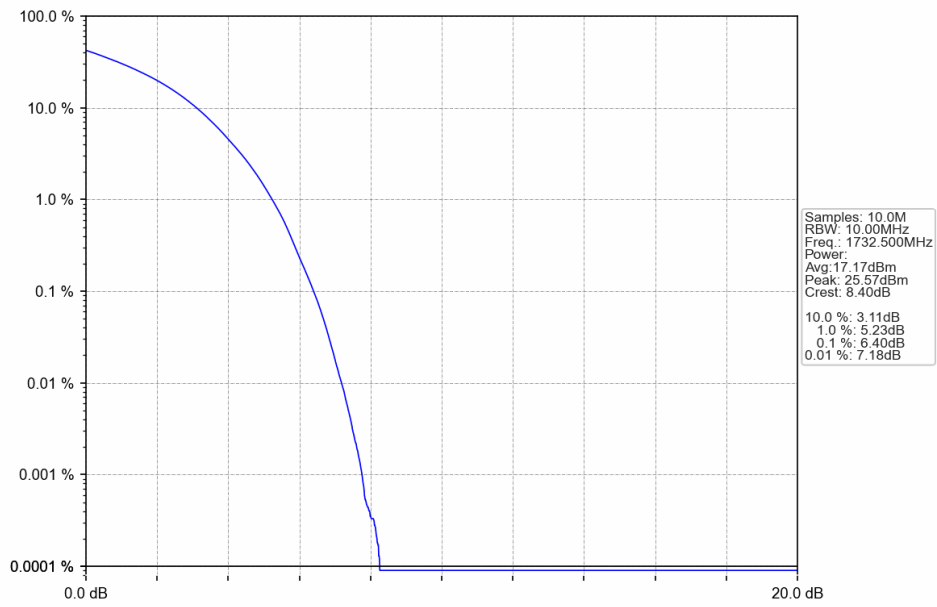
Band4_15MHz_QPSK_HCH_1747.5MHz_RB_75_0_NTNV



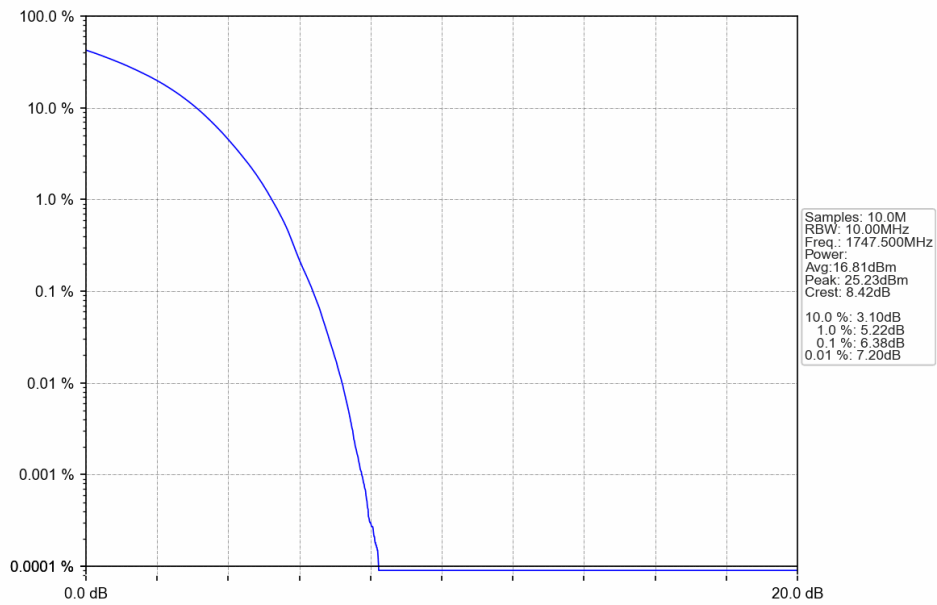
Band4_15MHz_16QAM_LCH_1717.5MHz_RB_75_0_NTNV



Band4_15MHz_16QAM_MCH_1732.5MHz_RB_75_0_NTNV



Band4_15MHz_16QAM_HCH_1747.5MHz_RB_75_0_NTNV

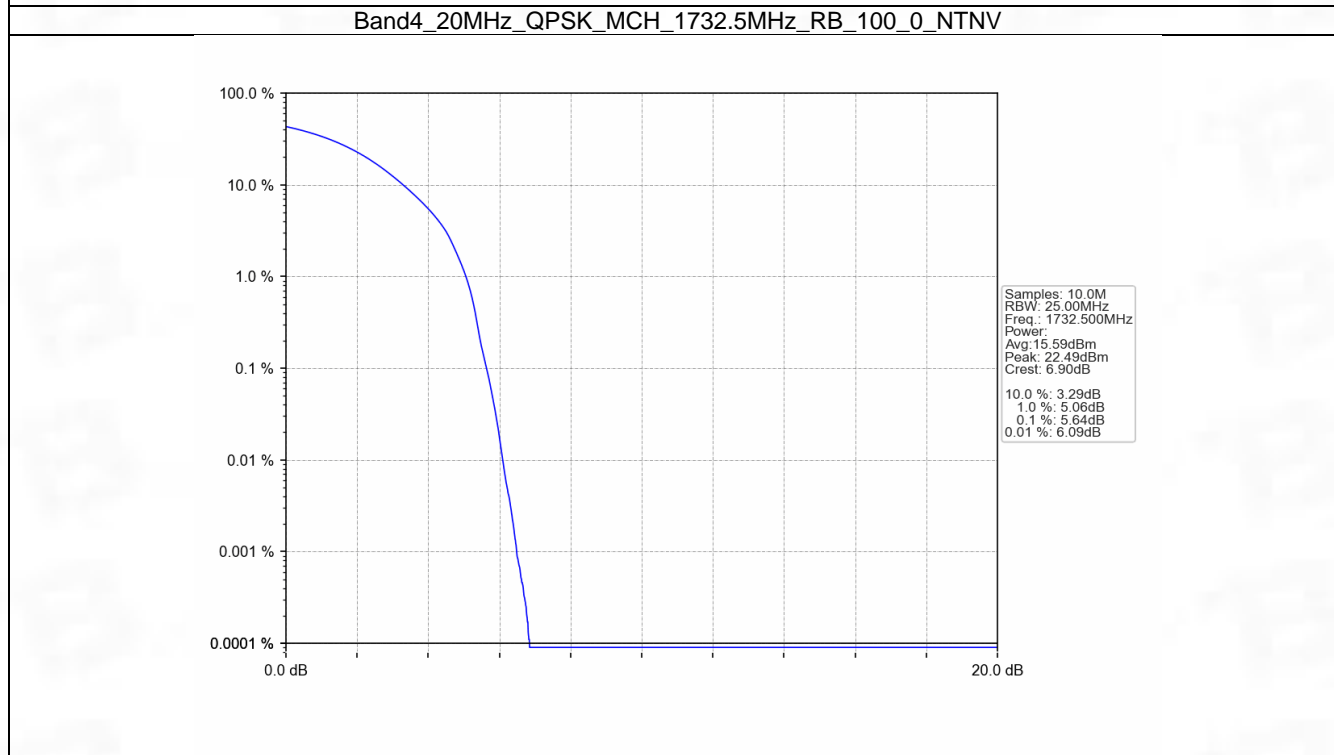
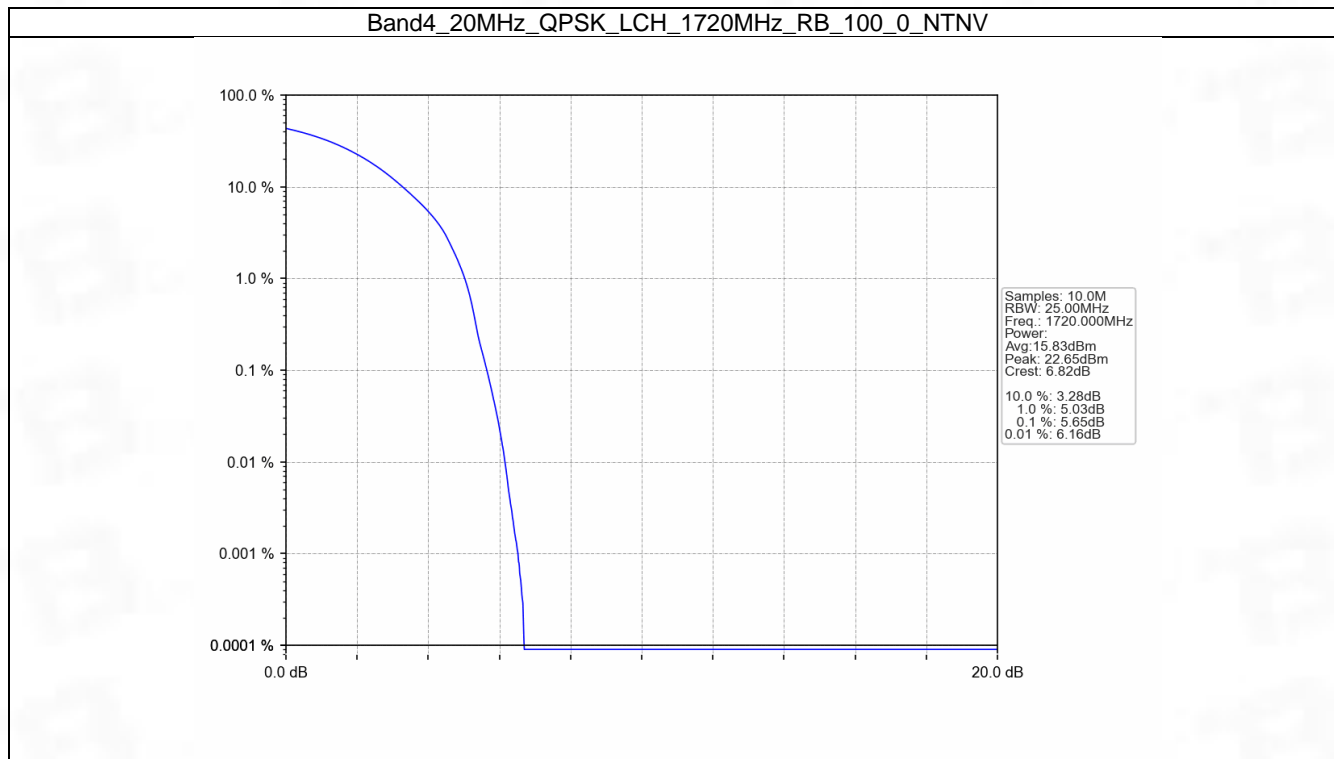


5.6 B4_20MHz

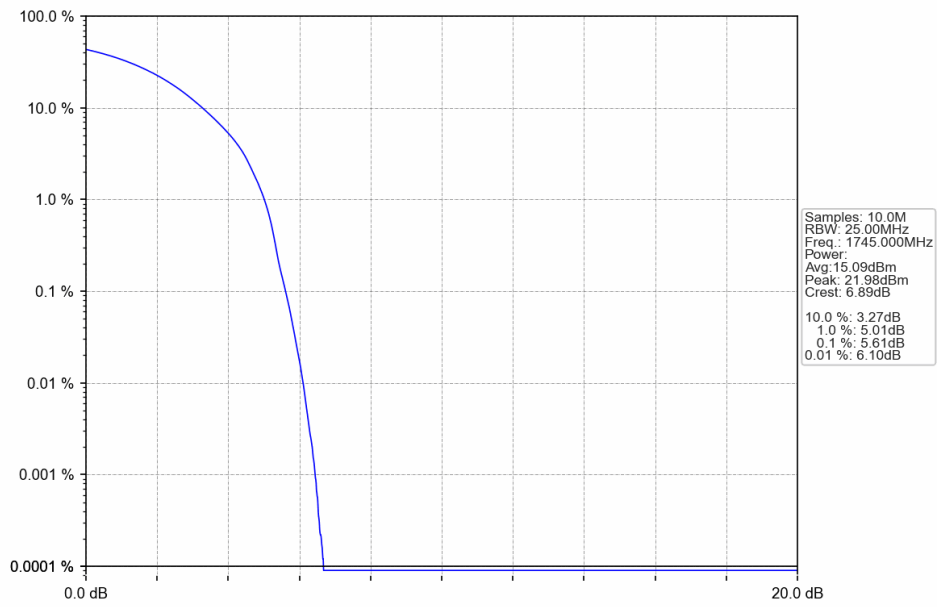
5.6.1 Test Result

Band: 4 / Bandwidth: 20MHz / NTV						
Modulation	Frequency (MHz)	RB Allocation		Peak-Average Ratio (dB)		Verdict
		Size	Offset	Result	Limit	
QPSK	1720	100	0	5.65	<=13	Pass
	1732.5	100	0	5.64	<=13	Pass
	1745	100	0	5.61	<=13	Pass
16QAM	1720	100	0	6.71	<=13	Pass
	1732.5	100	0	6.75	<=13	Pass
	1745	100	0	6.74	<=13	Pass

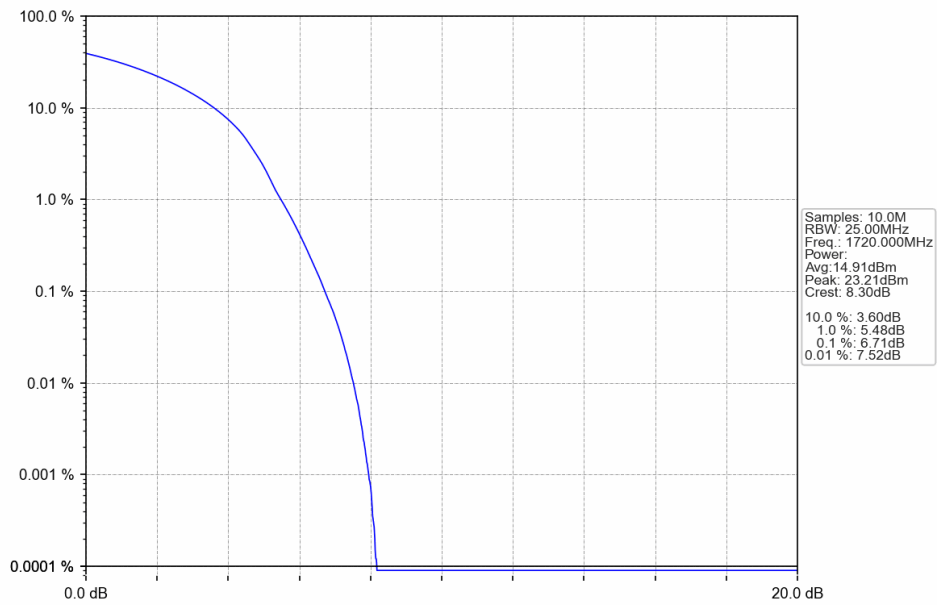
5.6.2 Test Graph



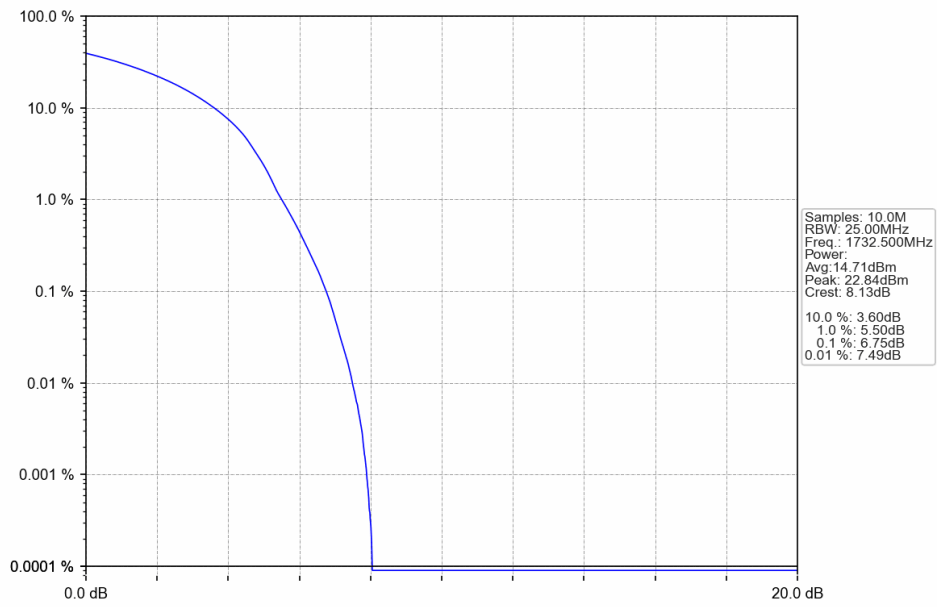
Band4_20MHz_QPSK_HCH_1745MHz_RB_100_0_NTNV



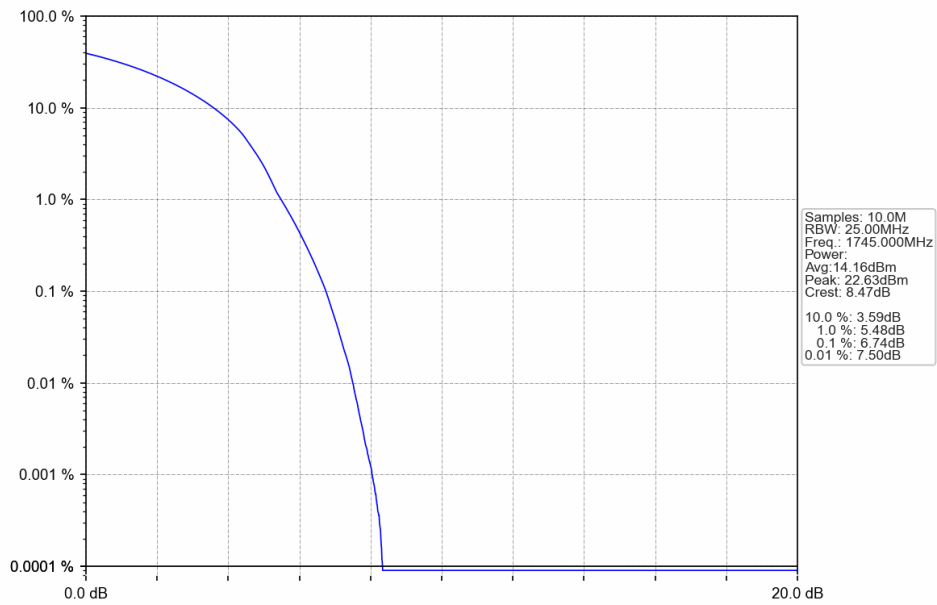
Band4_20MHz_16QAM_LCH_1720MHz_RB_100_0_NTNV



Band4_20MHz_16QAM_MCH_1732.5MHz_RB_100_0_NTNV



Band4_20MHz_16QAM_HCH_1745MHz_RB_100_0_NTNV



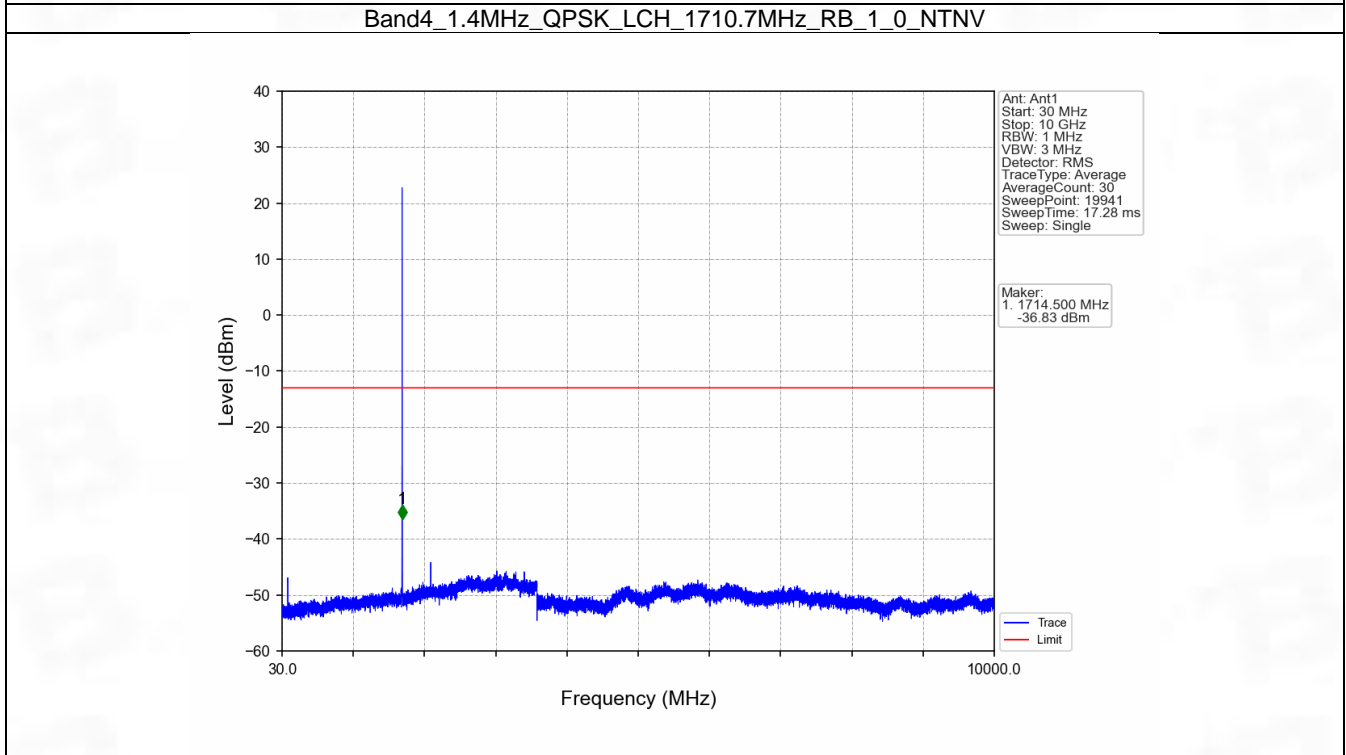
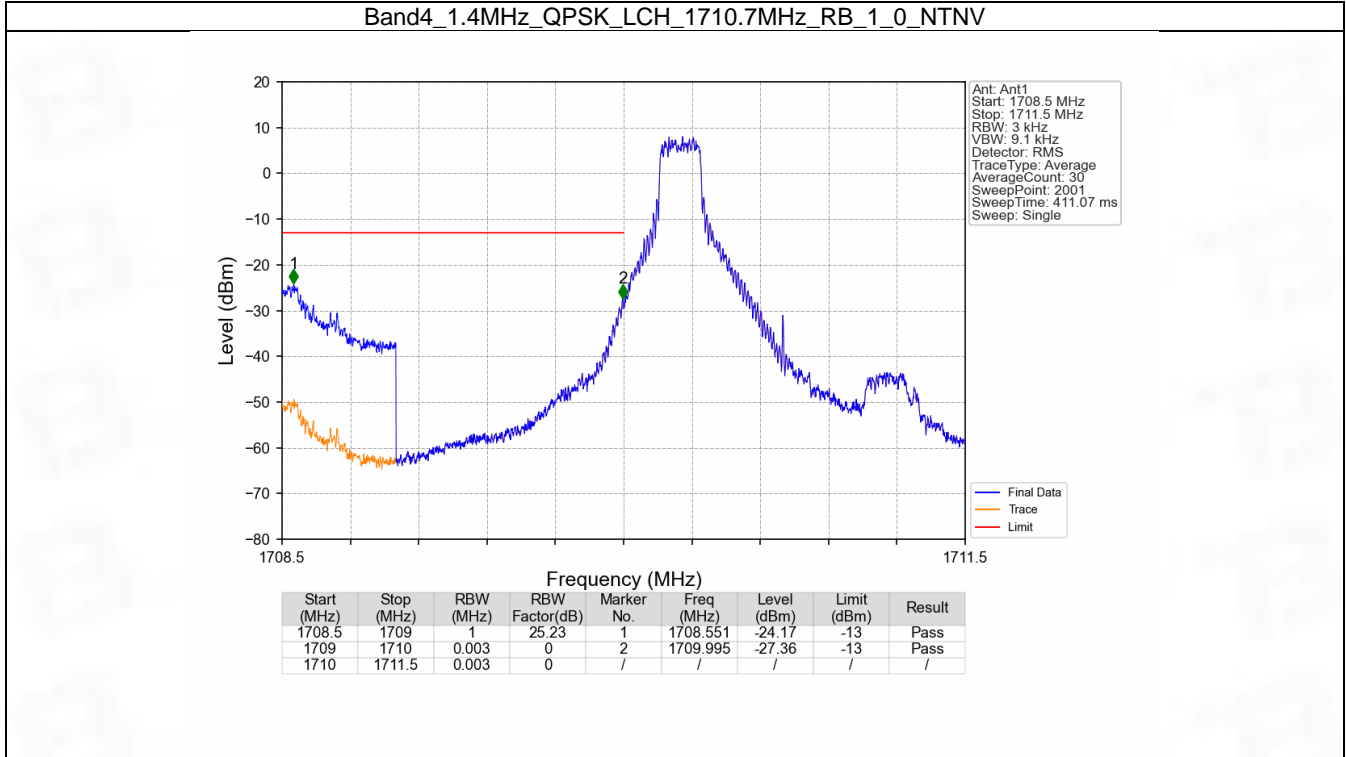
6. Spurious Emission

6.1 B4_1.4MHz

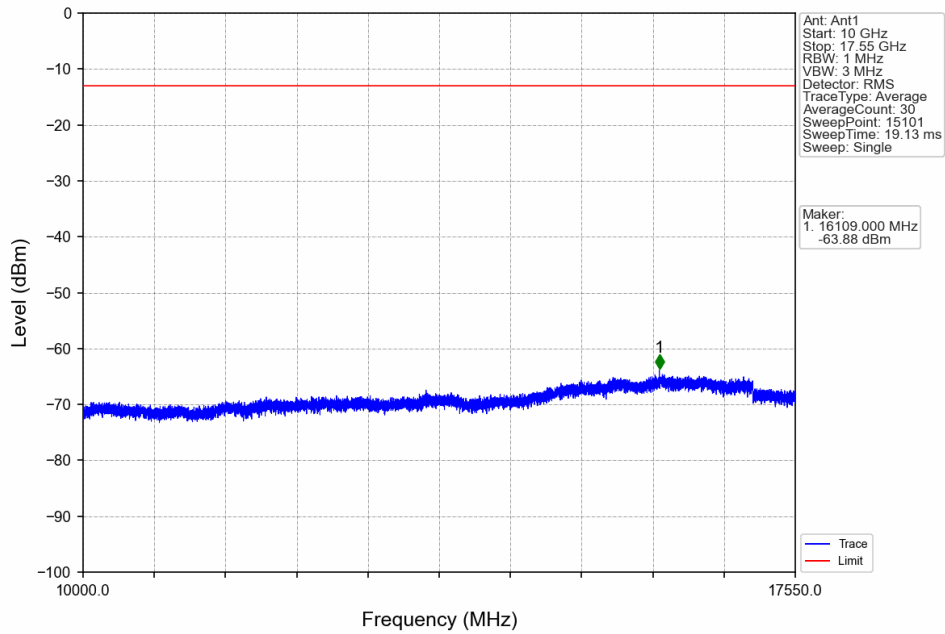
6.1.1 Test Result

Band: 4 / Bandwidth: 1.4MHz / NTV						
Modulation	Frequency (MHz)	RB Allocation		Spurious Emission		Verdict
		Size	Offset	Result	Limit	
QPSK	1710.7	1	0	Refer To Test Graph		Pass
		6	0	Refer To Test Graph		Pass
	1754.3	1	0	Refer To Test Graph		Pass
			5	Refer To Test Graph		Pass
		6	0	Refer To Test Graph		Pass
			0	Refer To Test Graph		Pass
16QAM	1710.7	1	0	Refer To Test Graph		Pass
		6	0	Refer To Test Graph		Pass
	1754.3	1	0	Refer To Test Graph		Pass
			5	Refer To Test Graph		Pass
		6	0	Refer To Test Graph		Pass
			0	Refer To Test Graph		Pass

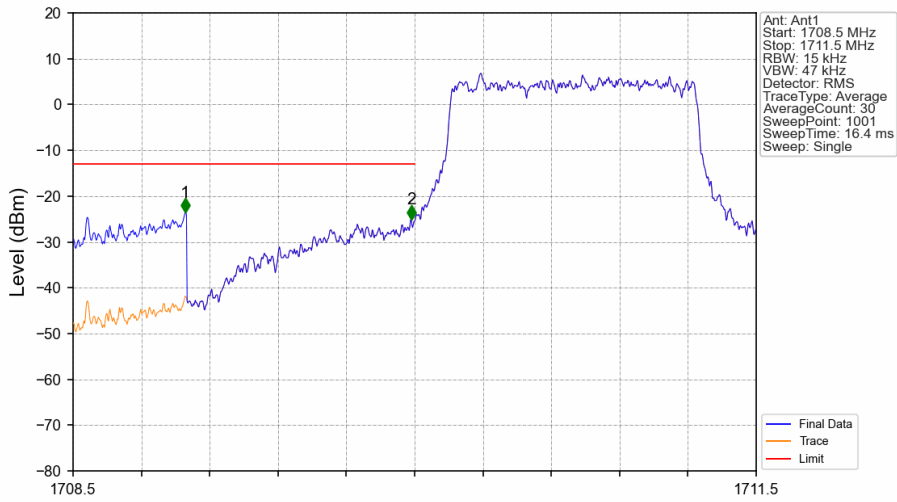
6.1.2 Test Graph



Band4_1.4MHz_QPSK_LCH_1710.7MHz_RB_1_0_NTNV

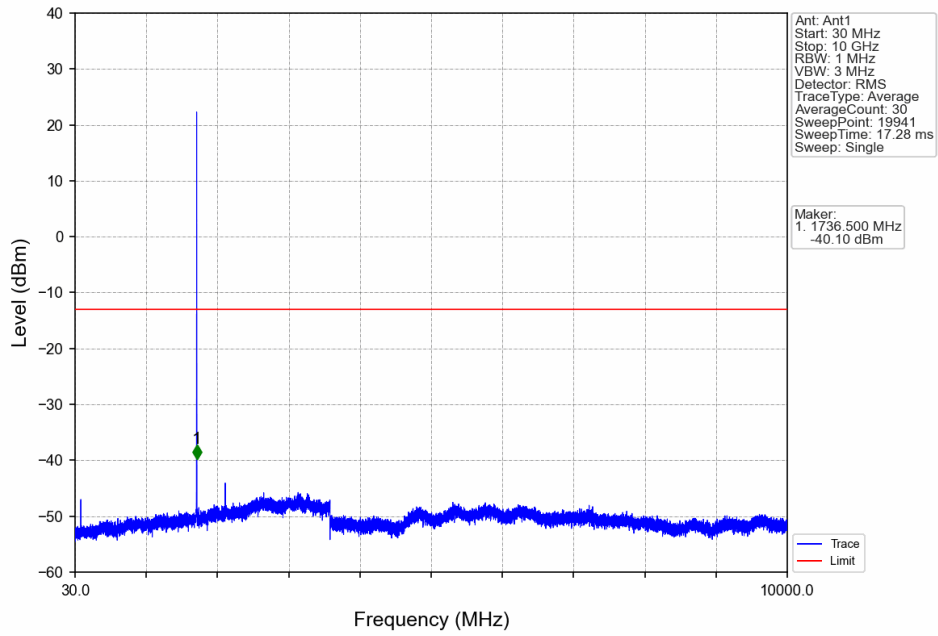


Band4_1.4MHz_QPSK_LCH_1710.7MHz_RB_6_0_NTNV

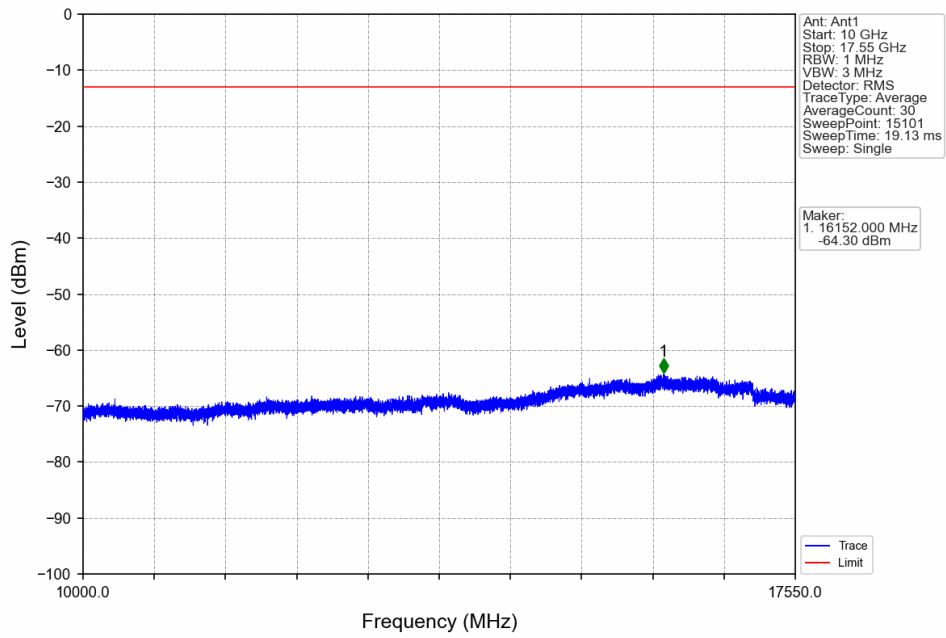


Start (MHz)	Stop (MHz)	RBW (MHz)	RBW Factor(dB)	Marker No.	Freq (MHz)	Level (dBm)	Limit (dBm)	Result
1708.5	1709	1	18.24	1	1708.992	-23.63	-13	Pass
1709	1710	0.015	0	2	1709.985	-25.07	-13	Pass
1710	1711.5	0.015	0	/	/	/	/	/

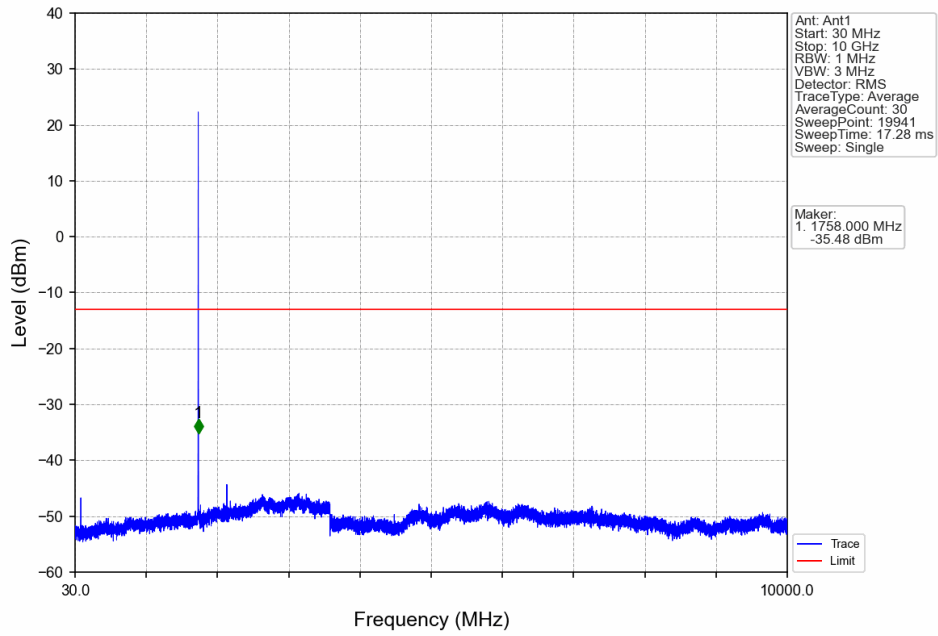
Band4_1.4MHz_QPSK_MCH_1732.5MHz_RB_1_0_NTNV



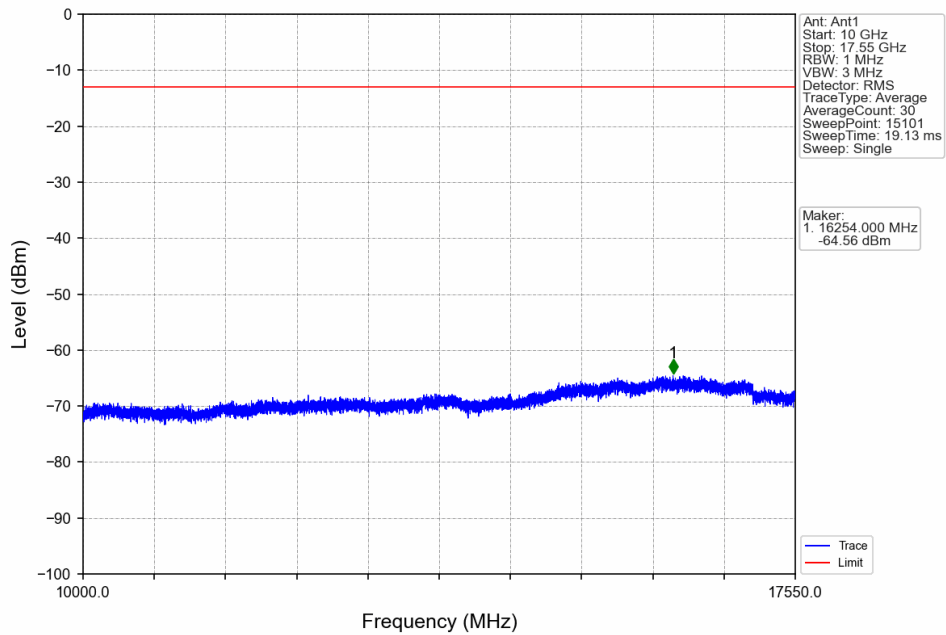
Band4_1.4MHz_QPSK_MCH_1732.5MHz_RB_1_0_NTNV



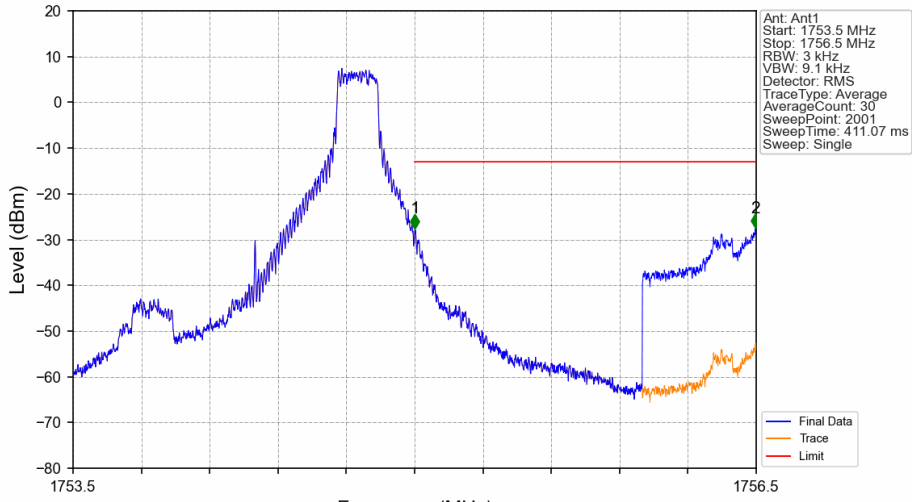
Band4_1.4MHz_QPSK_HCH_1754.3MHz_RB_1_0_NTNV



Band4_1.4MHz_QPSK_HCH_1754.3MHz_RB_1_0_NTNV

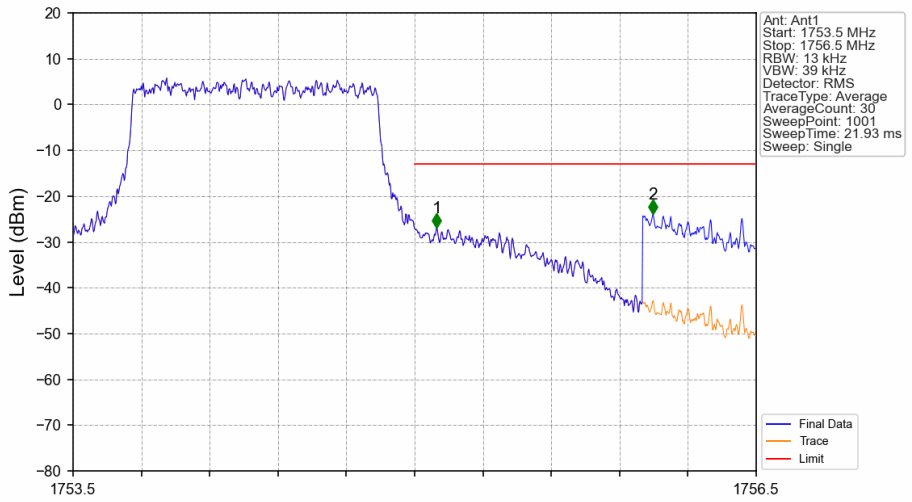


Band4_1.4MHz_QPSK_HCH_1754.3MHz_RB_1_5_NTNV



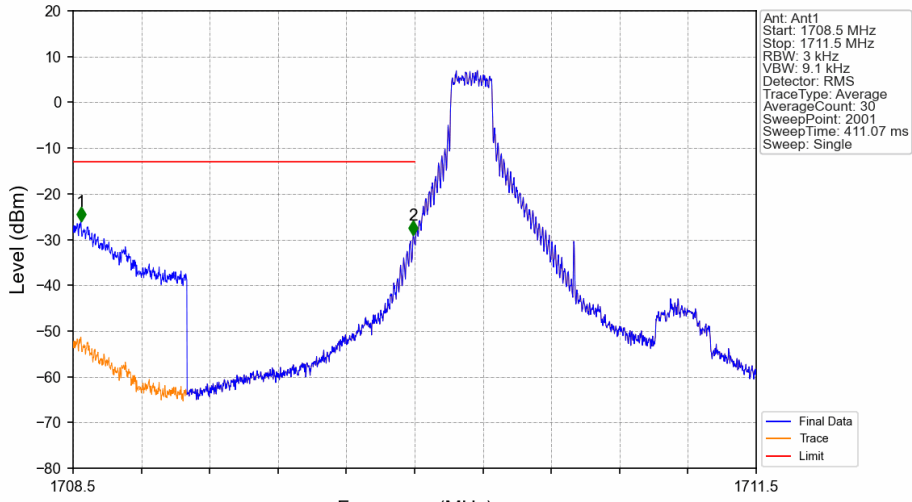
Start (MHz)	Stop (MHz)	RBW (MHz)	RBW Factor(dB)	Marker No.	Freq (MHz)	Level (dBm)	Limit (dBm)	Result
1753.5	1755	0.003	0	/	/	/	/	/
1755	1756	0.003	0	1	1755.002	-27.55	-13	Pass
1756	1756.5	1	25.23	2	1756.497	-27.50	-13	Pass

Band4_1.4MHz_QPSK_HCH_1754.3MHz_RB_6_0_NTNV



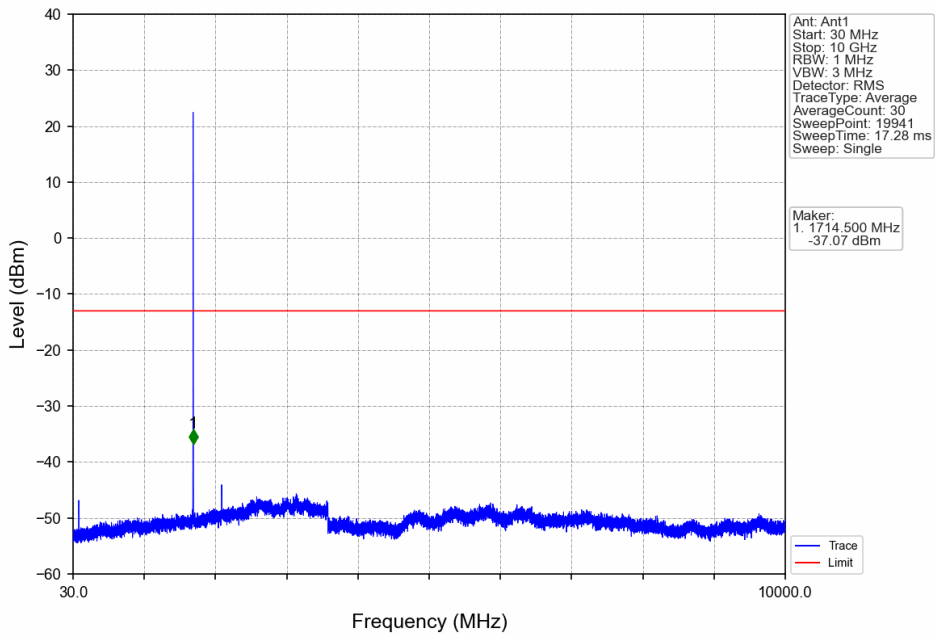
Start (MHz)	Stop (MHz)	RBW (MHz)	RBW Factor(dB)	Marker No.	Freq (MHz)	Level (dBm)	Limit (dBm)	Result
1753.5	1755	0.013	0	/	/	/	/	/
1755	1756	0.013	0	1	1755.096	-26.96	-13	Pass
1756	1756.5	1	18.86	2	1756.047	-23.94	-13	Pass

Band4_1.4MHz_16QAM_LCH_1710.7MHz_RB_1_0_NTNV

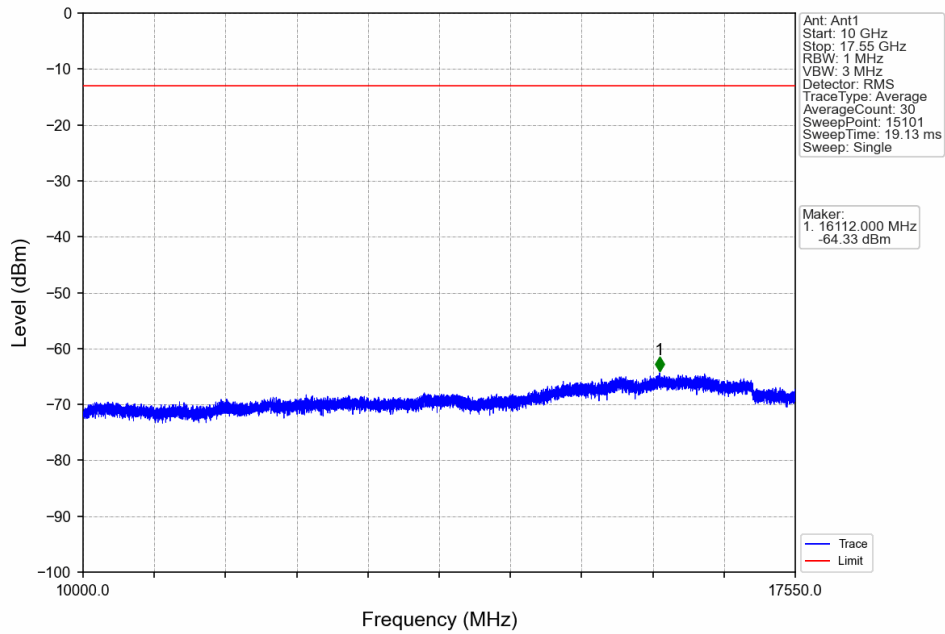


Start (MHz)	Stop (MHz)	RBW (MHz)	RBW Factor(dB)	Marker No.	Freq (MHz)	Level (dBm)	Limit (dBm)	Result
1708.5	1709	1	25.23	1	1708.534	-26.10	-13	Pass
1709	1710	0.003	0	2	1709.994	-29.05	-13	Pass
1710	1711.5	0.003	0	/	/	/	/	/

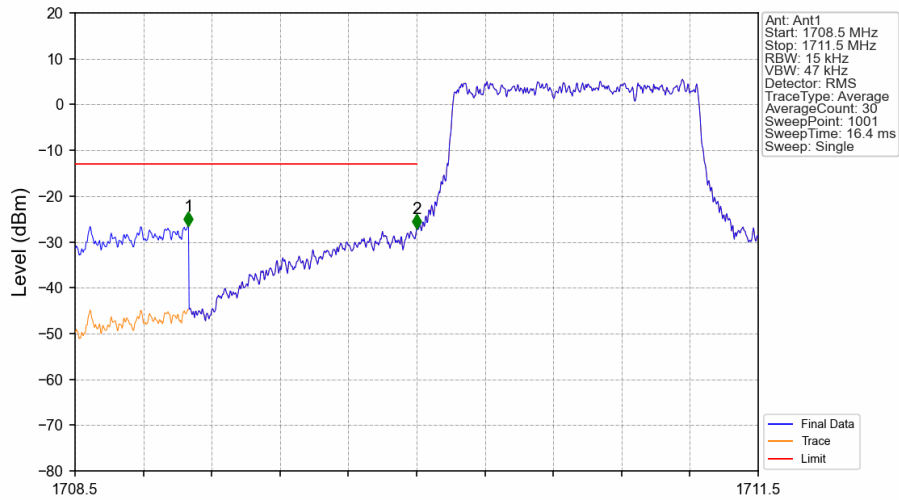
Band4_1.4MHz_16QAM_LCH_1710.7MHz_RB_1_0_NTNV



Band4_1.4MHz_16QAM_LCH_1710.7MHz_RB_1_0_NTNV

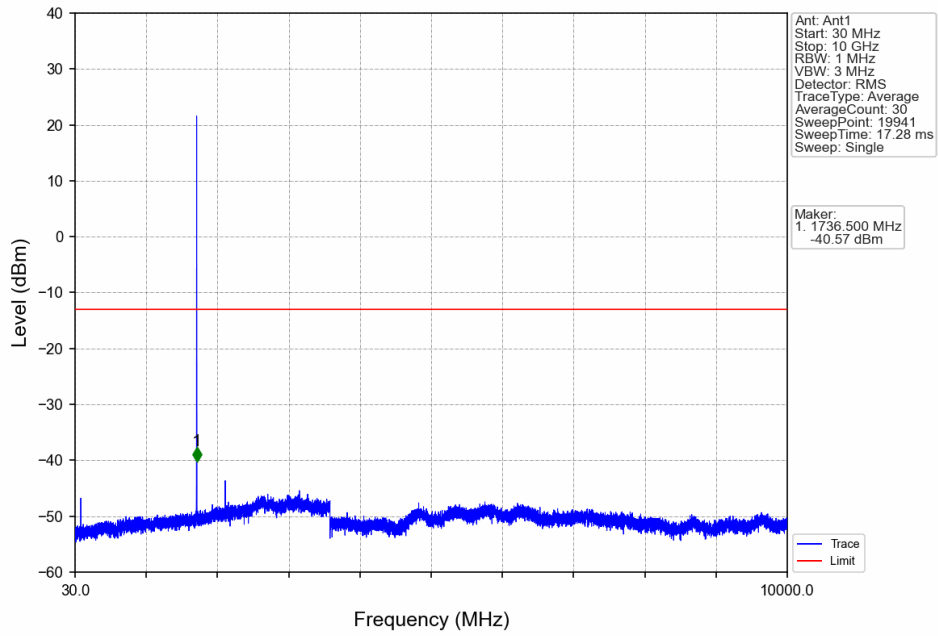


Band4_1.4MHz_16QAM_LCH_1710.7MHz_RB_6_0_NTNV

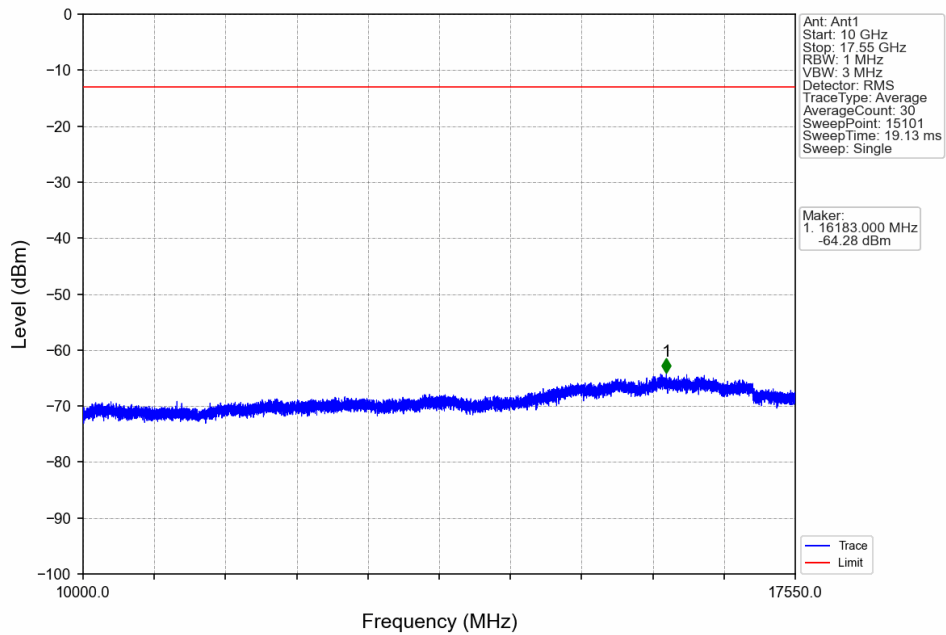


Start (MHz)	Stop (MHz)	RBW (MHz)	RBW Factor(dB)	Marker No.	Freq (MHz)	Level (dBm)	Limit (dBm)	Result
1708.5	1709	1	18.24	1	1708.998	-26.51	-13	Pass
1709	1710	0.015	0	2	1710.000	-27.12	-13	Pass
1710	1711.5	0.015	0	/	/	/	/	/

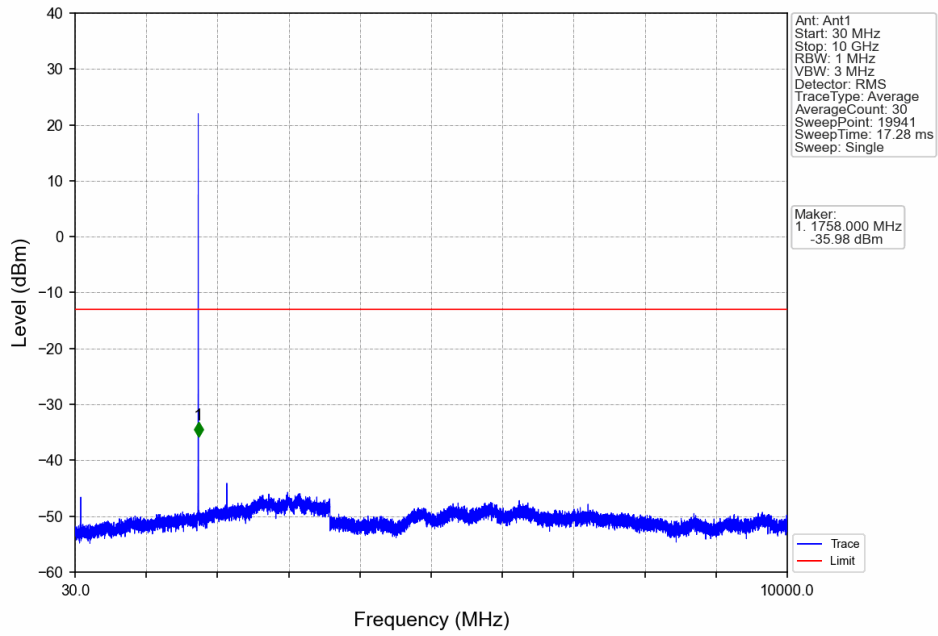
Band4_1.4MHz_16QAM_MCH_1732.5MHz_RB_1_0_NTNV



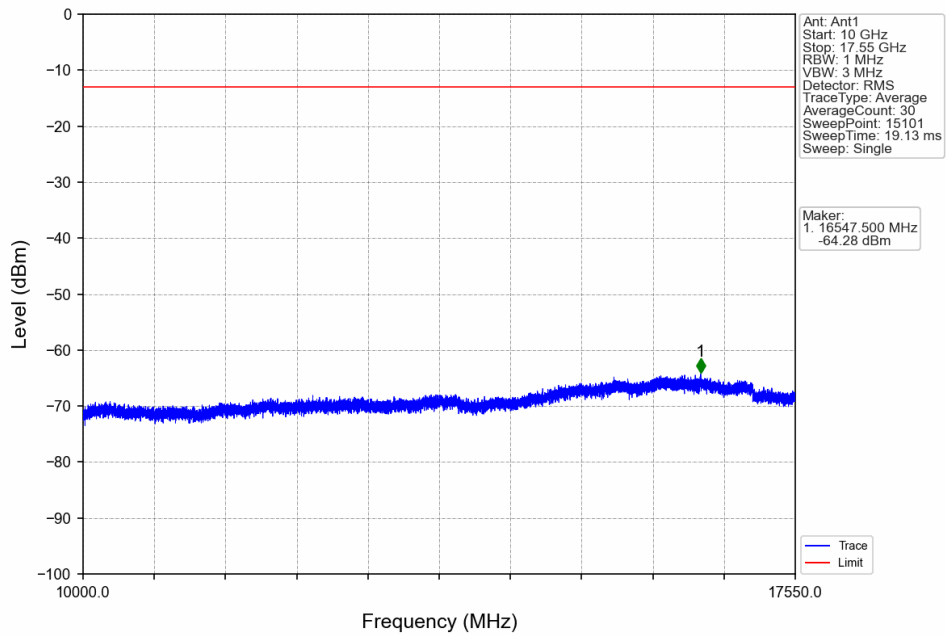
Band4_1.4MHz_16QAM_MCH_1732.5MHz_RB_1_0_NTNV



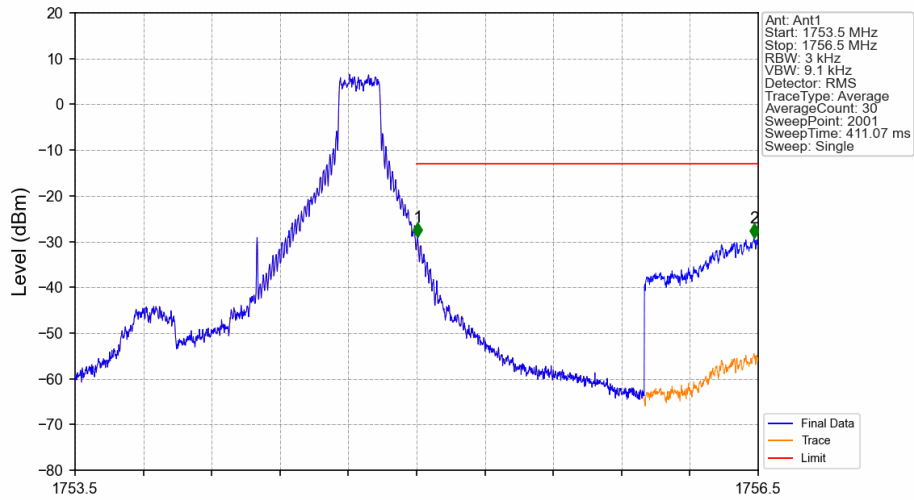
Band4_1.4MHz_16QAM_HCH_1754.3MHz_RB_1_0_NTNV



Band4_1.4MHz_16QAM_HCH_1754.3MHz_RB_1_0_NTNV

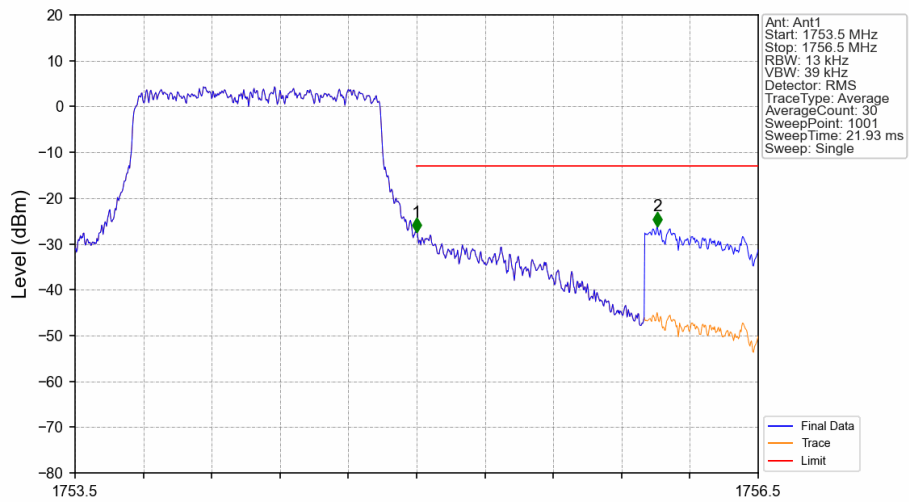


Band4_1.4MHz_16QAM_HCH_1754.3MHz_RB_1_5_NTNV



Start (MHz)	Stop (MHz)	RBW (MHz)	RBW Factor(dB)	Marker No.	Freq (MHz)	Level (dBm)	Limit (dBm)	Result
1753.5	1755	0.003	0	/	/	/	/	/
1755	1756	0.003	0	1	1755.005	-29.07	-13	Pass
1756	1756.5	1	25.23	2	1756.482	-29.26	-13	Pass

Band4_1.4MHz_16QAM_HCH_1754.3MHz_RB_6_0_NTNV



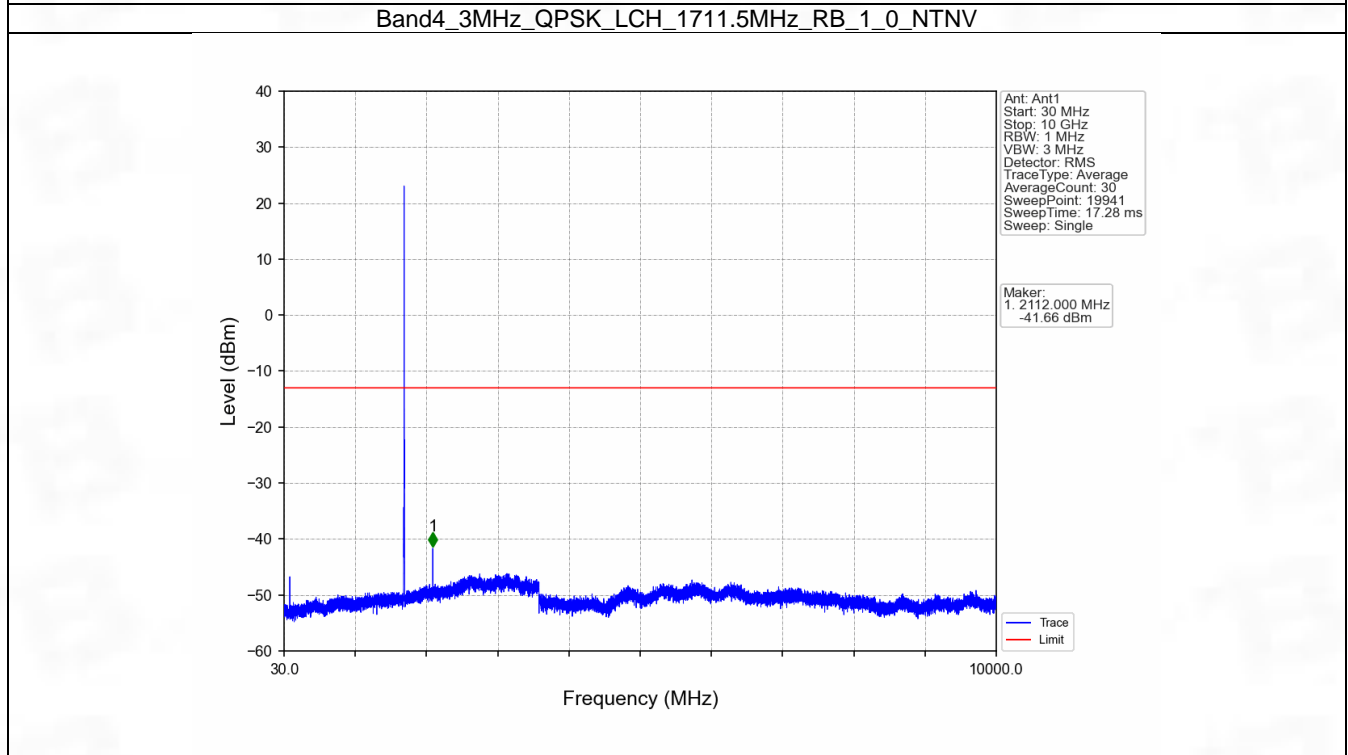
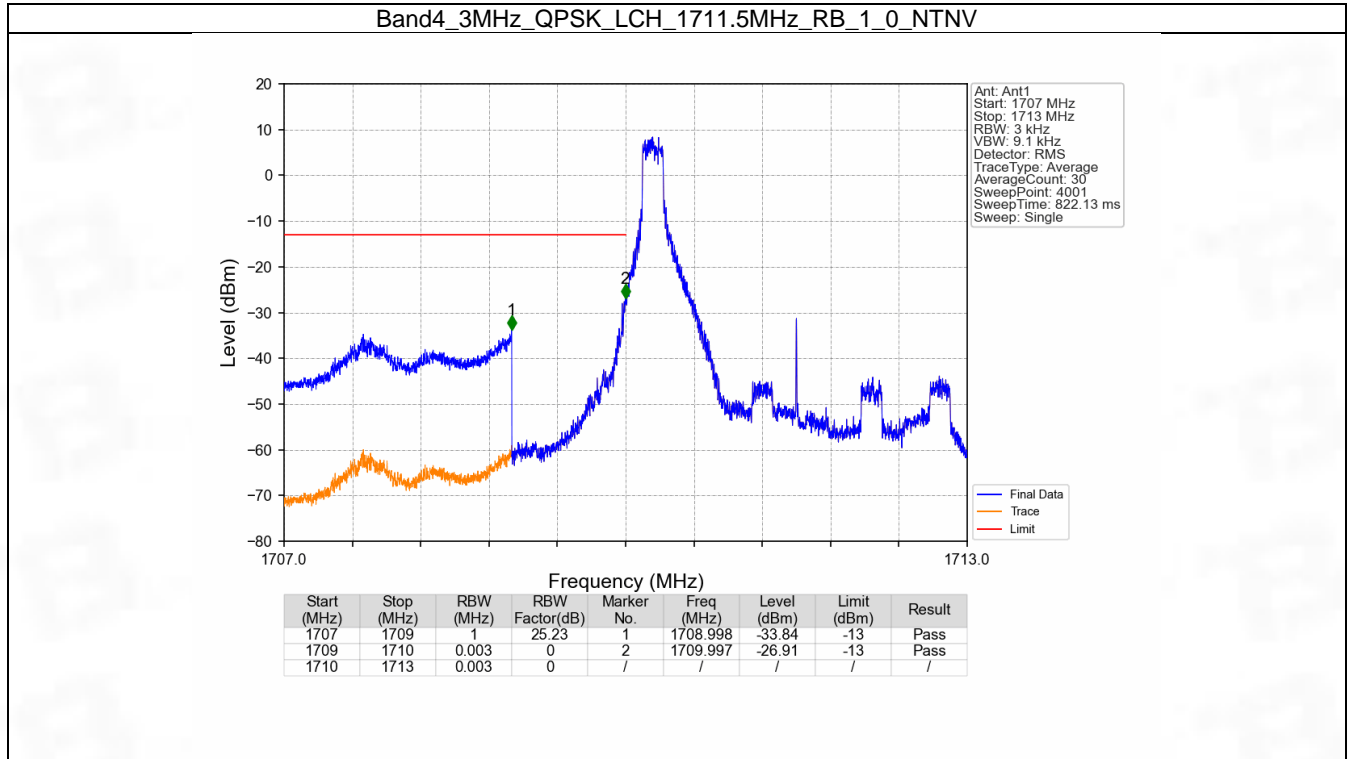
Start (MHz)	Stop (MHz)	RBW (MHz)	RBW Factor(dB)	Marker No.	Freq (MHz)	Level (dBm)	Limit (dBm)	Result
1753.5	1755	0.013	0	/	/	/	/	/
1755	1756	0.013	0	1	1755.000	-27.46	-13	Pass
1756	1756.5	1	18.86	2	1756.056	-26.12	-13	Pass

6.2 B4_3MHz

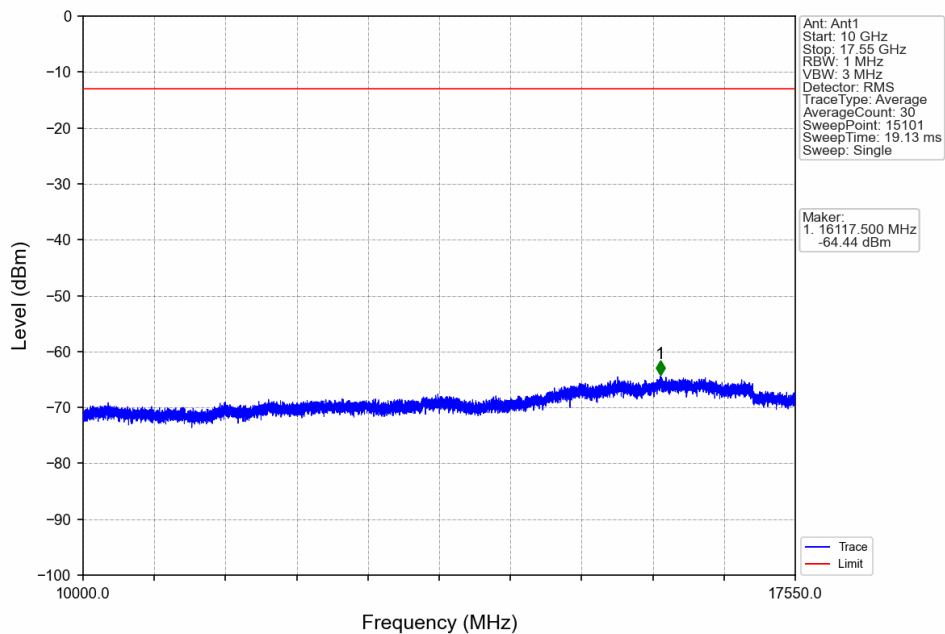
6.2.1 Test Result

Band: 4 / Bandwidth: 3MHz / NTN						
Modulation	Frequency (MHz)	RB Allocation		Spurious Emission		Verdict
		Size	Offset	Result	Limit	
QPSK	1711.5	1	0	Refer To Test Graph		Pass
		15	0	Refer To Test Graph		Pass
	1732.5	1	0	Refer To Test Graph		Pass
	1753.5	1	0	Refer To Test Graph		Pass
			14	Refer To Test Graph		Pass
		15	0	Refer To Test Graph		Pass
16QAM	1711.5	1	0	Refer To Test Graph		Pass
		15	0	Refer To Test Graph		Pass
	1732.5	1	0	Refer To Test Graph		Pass
	1753.5	1	0	Refer To Test Graph		Pass
			14	Refer To Test Graph		Pass
		15	0	Refer To Test Graph		Pass

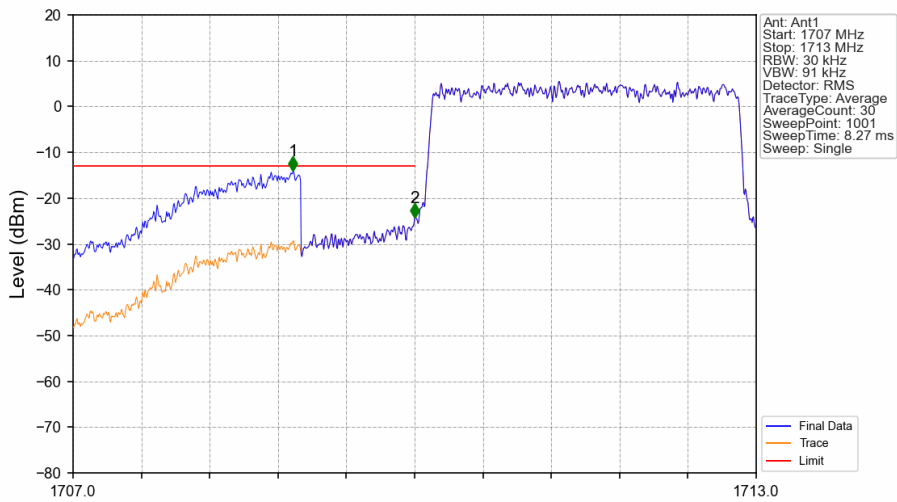
6.2.2 Test Graph



Band4_3MHz_QPSK_LCH_1711.5MHz_RB_1_0_NTNV

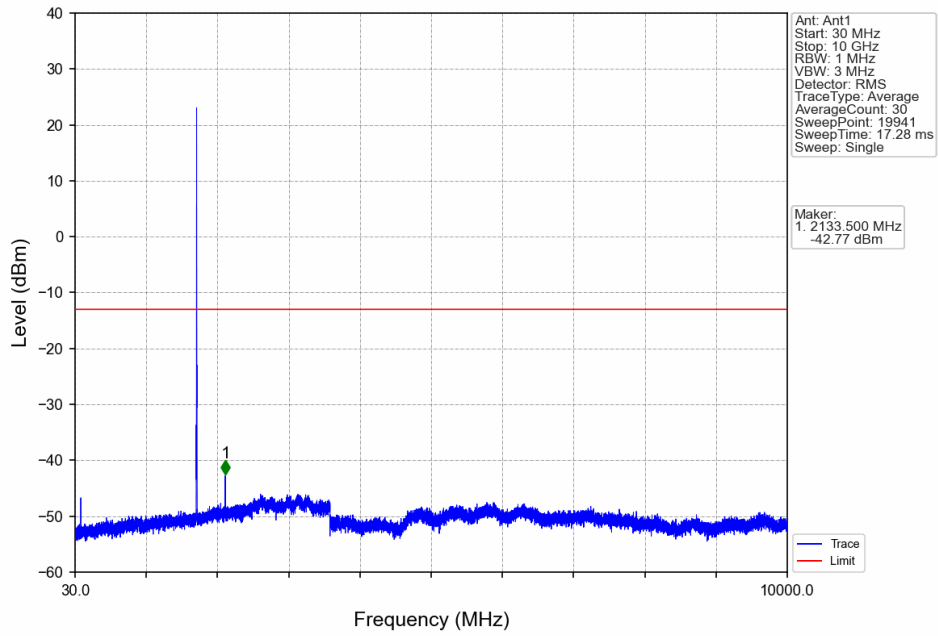


Band4_3MHz_QPSK_LCH_1711.5MHz_RB_15_0_NTNV

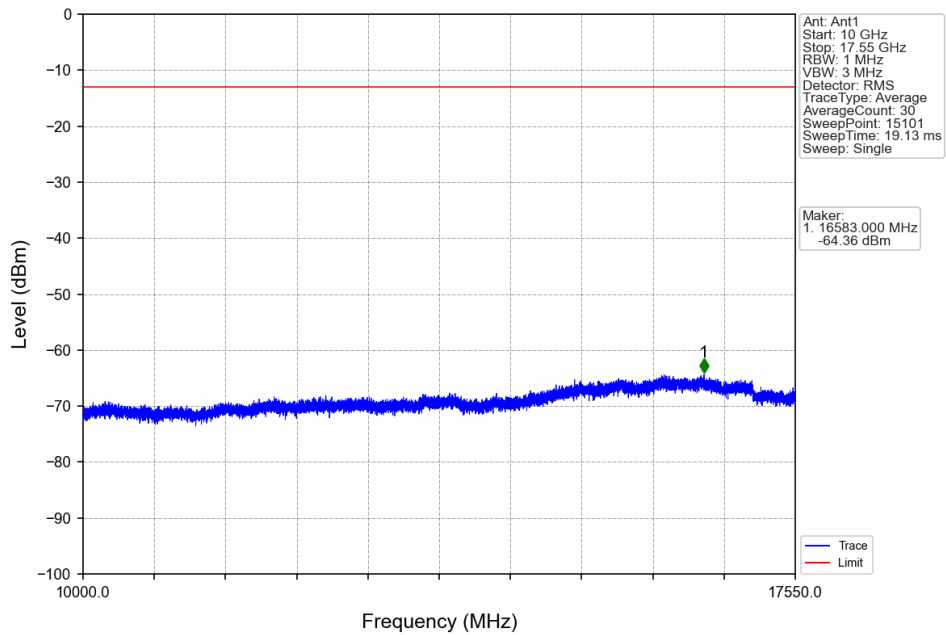


Start (MHz)	Stop (MHz)	RBW (MHz)	RBW Factor(dB)	Marker No.	Freq (MHz)	Level (dBm)	Limit (dBm)	Result
1707	1709	1	15.23	1	1708.932	-14.09	-13	Pass
1709	1710	0.03	0	2	1710.000	-24.34	-13	Pass
1710	1713	0.03	0	/	/	/	/	/

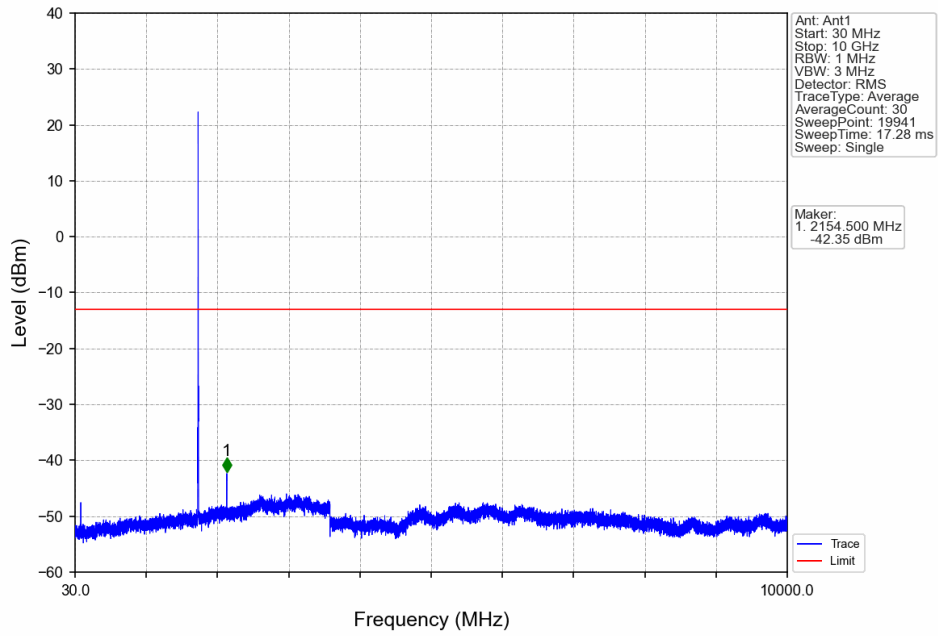
Band4_3MHz_QPSK_MCH_1732.5MHz_RB_1_0_NTNV



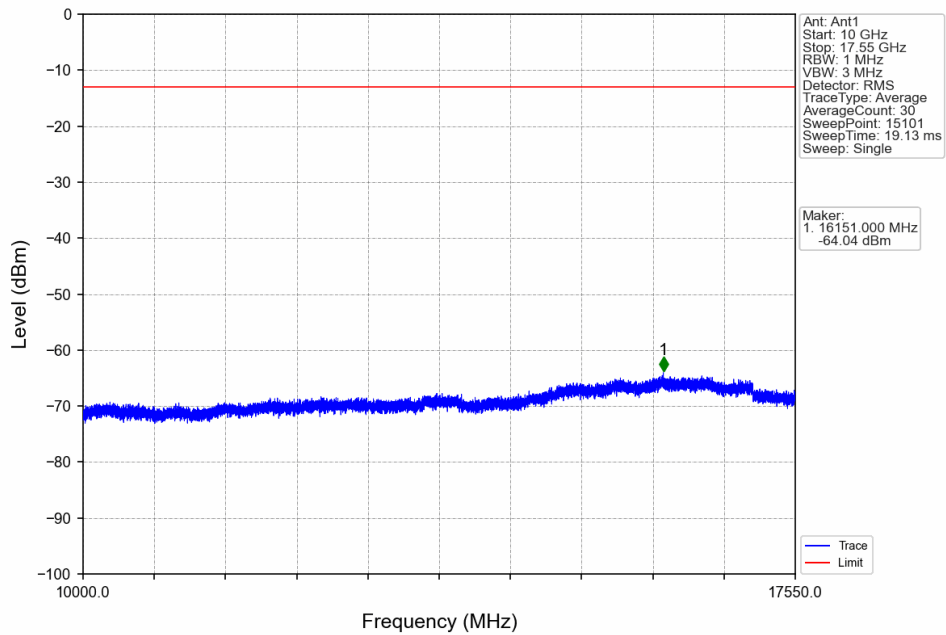
Band4_3MHz_QPSK_MCH_1732.5MHz_RB_1_0_NTNV



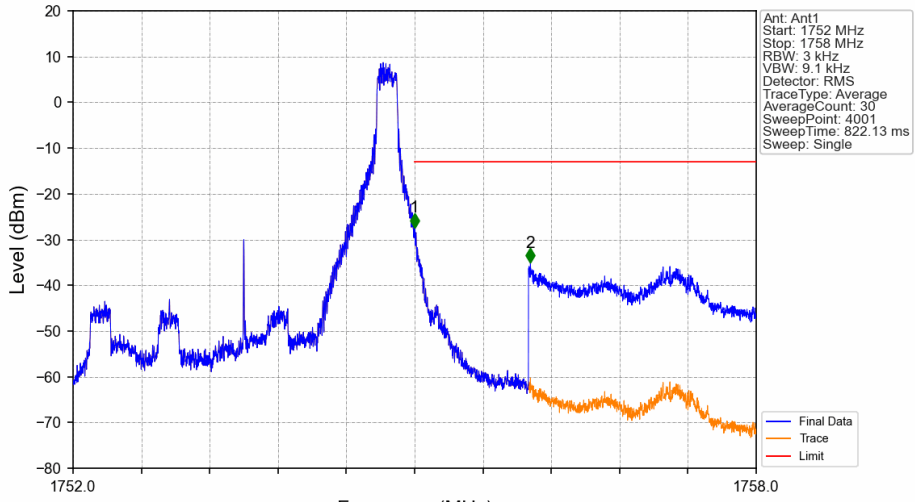
Band4_3MHz_QPSK_HCH_1753.5MHz_RB_1_0_NTNV



Band4_3MHz_QPSK_HCH_1753.5MHz_RB_1_0_NTNV

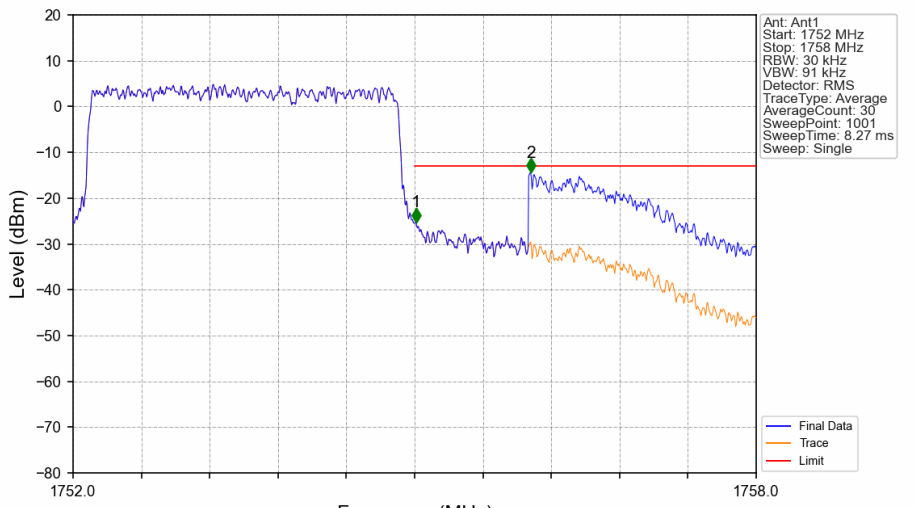


Band4_3MHz_QPSK_HCH_1753.5MHz_RB_1_14_NTNV



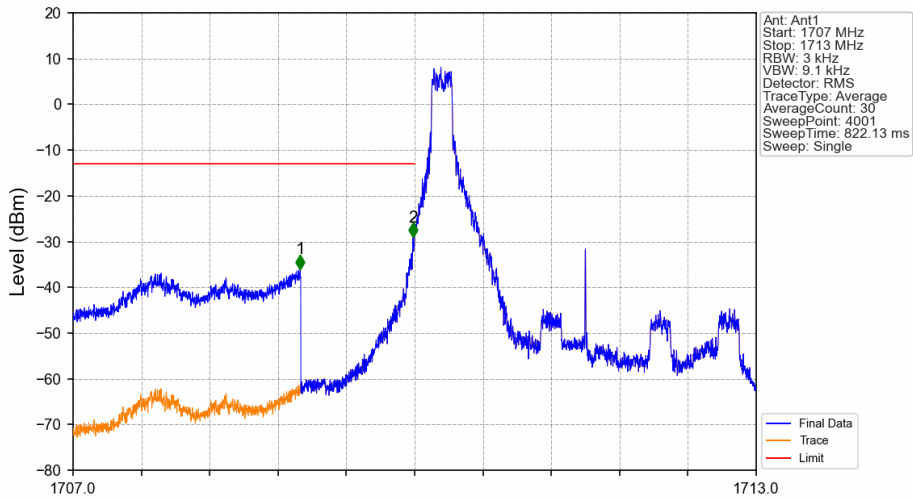
Start (MHz)	Stop (MHz)	RBW (MHz)	RBW Factor(dB)	Marker No.	Freq (MHz)	Level (dBm)	Limit (dBm)	Result
1752	1755	0.003	0	/	/	/	/	/
1755	1756	0.003	0	1	1755.000	-27.36	-13	Pass
1756	1758	1	25.23	2	1756.017	-35.04	-13	Pass

Band4_3MHz_QPSK_HCH_1753.5MHz_RB_15_0_NTNV



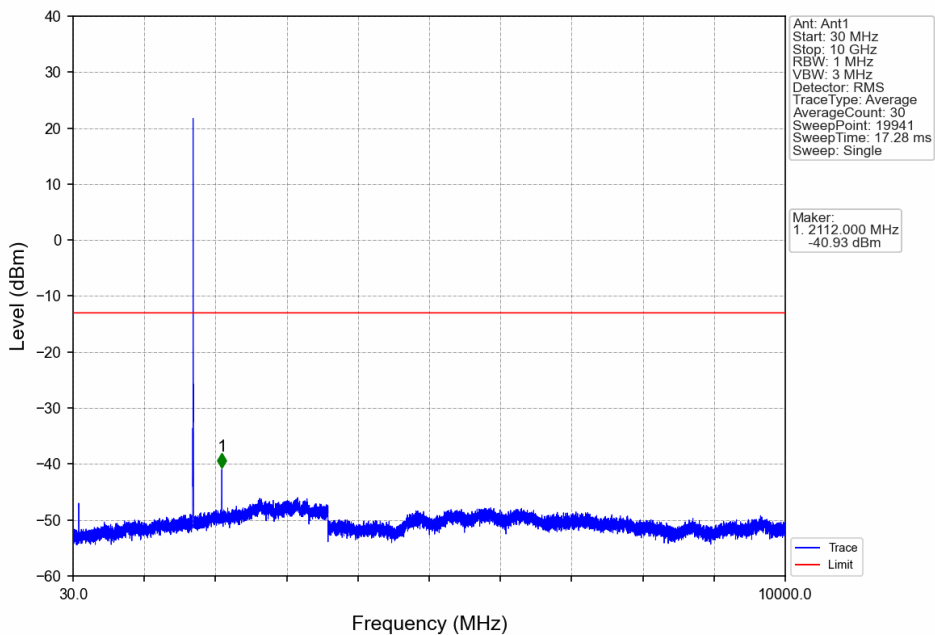
Start (MHz)	Stop (MHz)	RBW (MHz)	RBW Factor(dB)	Marker No.	Freq (MHz)	Level (dBm)	Limit (dBm)	Result
1752	1755	0.03	0	/	/	/	/	/
1755	1756	0.03	0	1	1755.012	-25.25	-13	Pass
1756	1758	1	15.23	2	1756.020	-14.44	-13	Pass

Band4_3MHz_16QAM_LCH_1711.5MHz_RB_1_0_NTNV

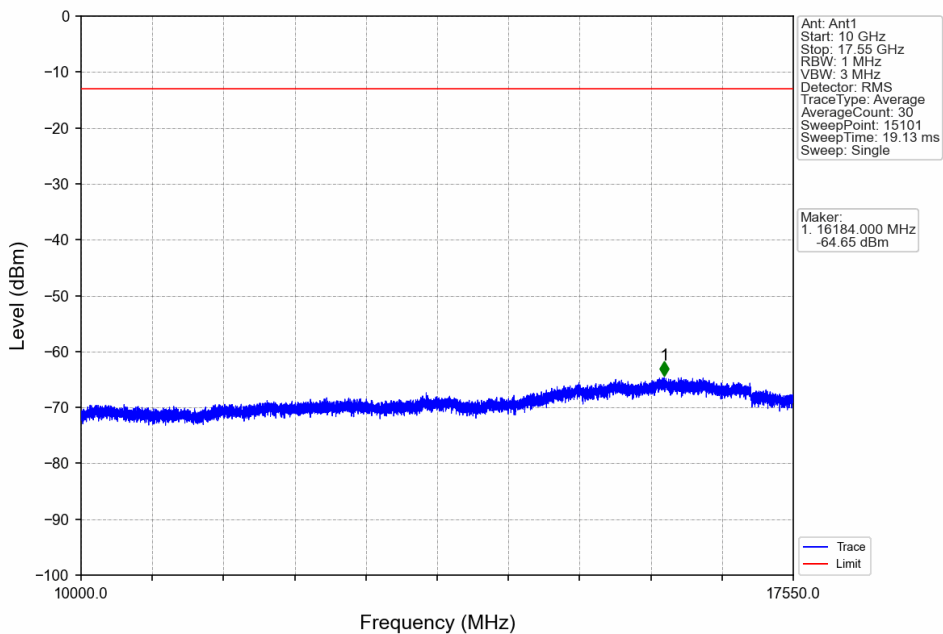


Start (MHz)	Stop (MHz)	RBW (MHz)	RBW Factor(dB)	Marker No.	Freq (MHz)	Level (dBm)	Limit (dBm)	Result
1707	1709	1	25.23	1	1708.995	-36.00	-13	Pass
1709	1710	0.003	0	2	1709.986	-28.98	-13	Pass
1710	1713	0.003	0	/	/	/	/	/

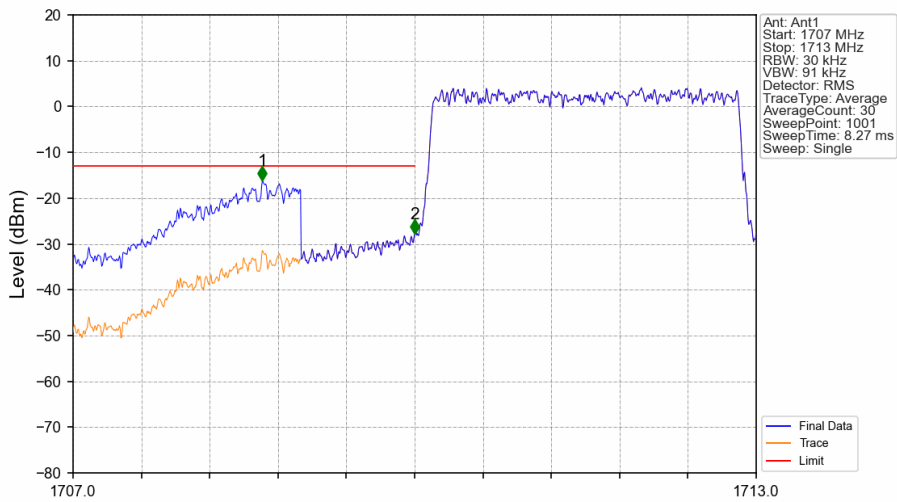
Band4_3MHz_16QAM_LCH_1711.5MHz_RB_1_0_NTNV



Band4_3MHz_16QAM_LCH_1711.5MHz_RB_1_0_NTNV

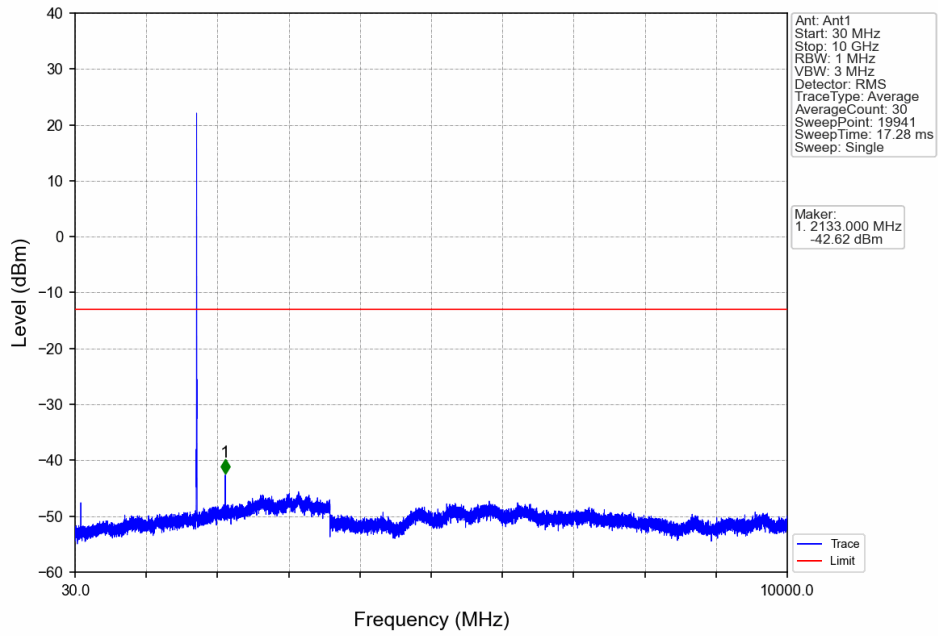


Band4_3MHz_16QAM_LCH_1711.5MHz_RB_15_0_NTNV

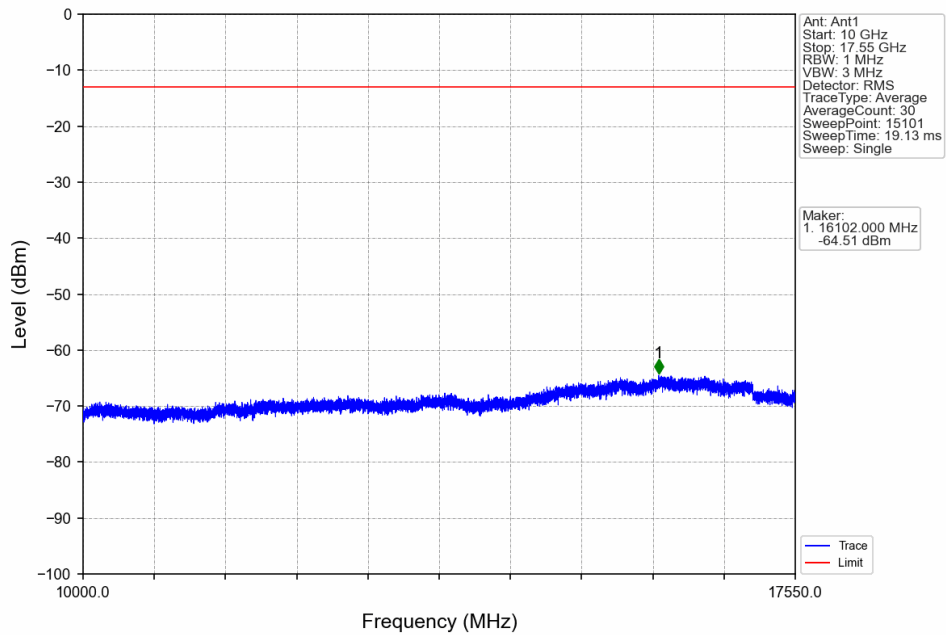


Start (MHz)	Stop (MHz)	RBW (MHz)	RBW Factor(dB)	Marker No.	Freq (MHz)	Level (dBm)	Limit (dBm)	Result
1707	1709	1	15.23	1	1708.662	-16.23	-13	Pass
1709	1710	0.03	0	2	1710.000	-27.78	-13	Pass
1710	1713	0.03	0	/	/	/	/	/

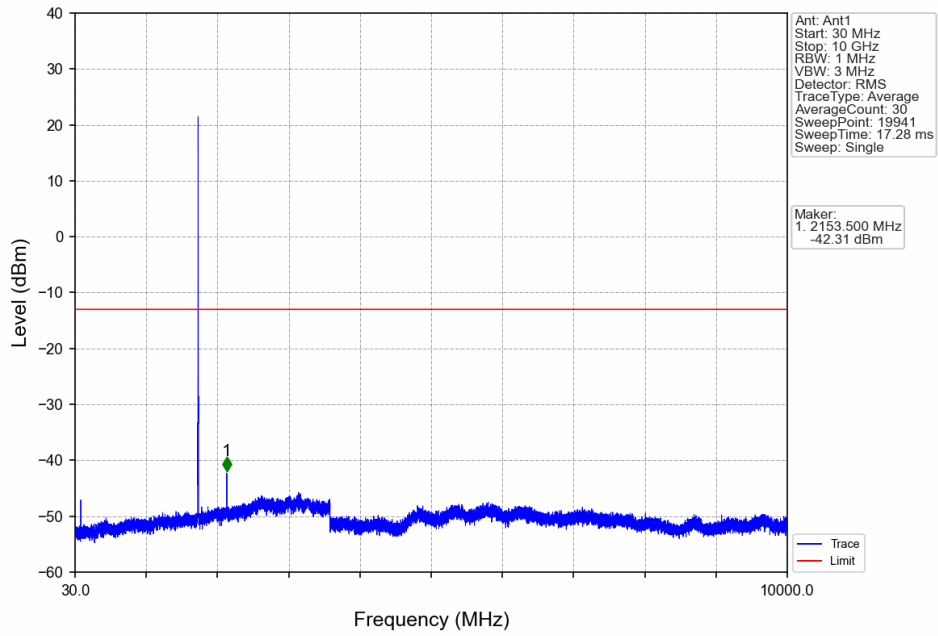
Band4_3MHz_16QAM_MCH_1732.5MHz_RB_1_0_NTNV



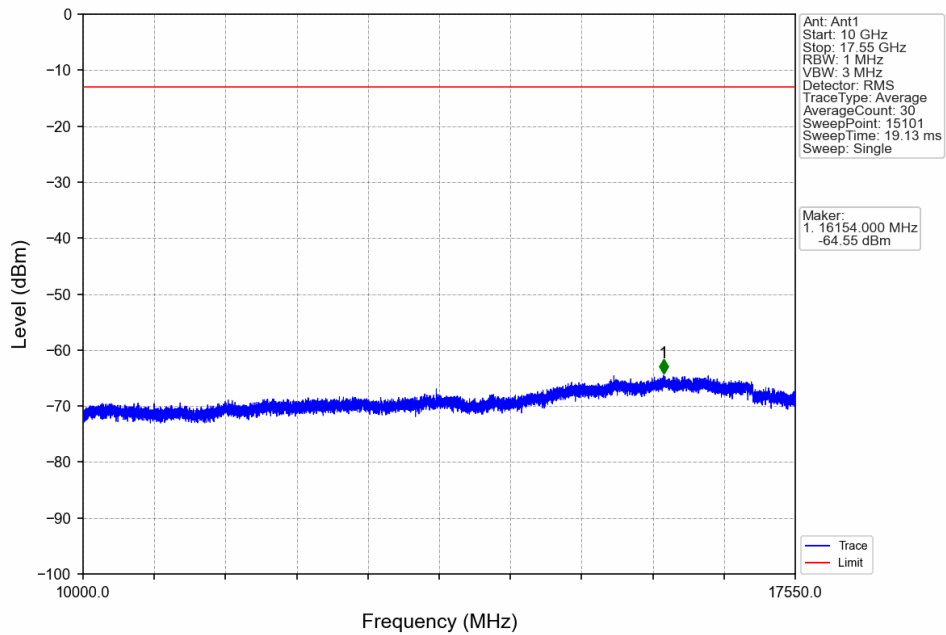
Band4_3MHz_16QAM_MCH_1732.5MHz_RB_1_0_NTNV



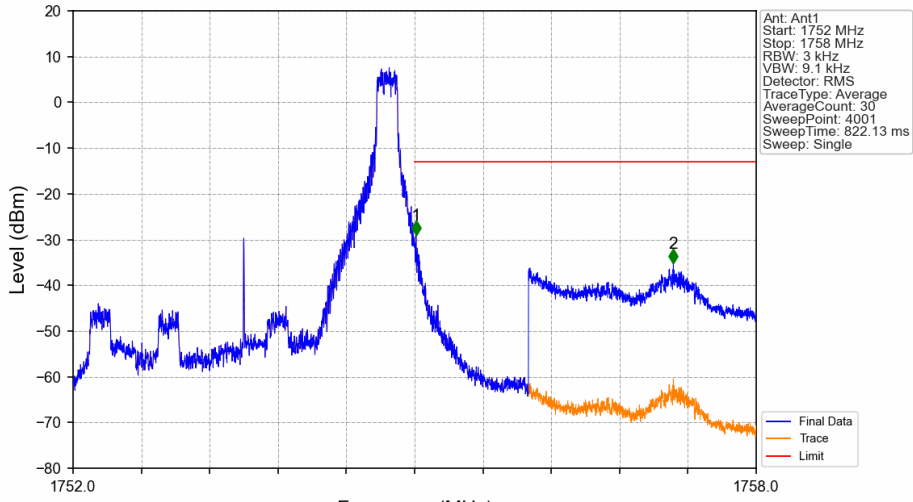
Band4_3MHz_16QAM_HCH_1753.5MHz_RB_1_0_NTNV



Band4_3MHz_16QAM_HCH_1753.5MHz_RB_1_0_NTNV

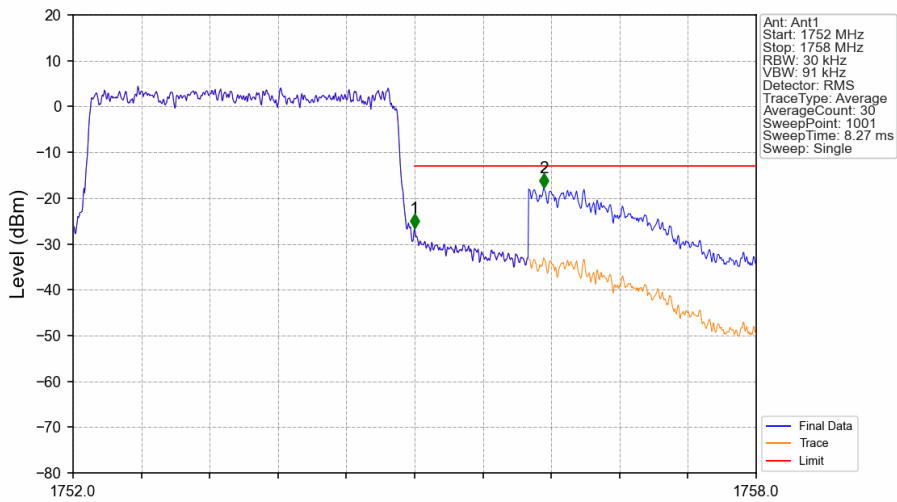


Band4_3MHz_16QAM_HCH_1753.5MHz_RB_1_14_NTNV



Start (MHz)	Stop (MHz)	RBW (MHz)	RBW Factor(dB)	Marker No.	Freq (MHz)	Level (dBm)	Limit (dBm)	Result
1752	1755	0.003	0	/	/	/	/	/
1755	1756	0.003	0	1	1755.012	-28.97	-13	Pass
1756	1758	1	25.23	2	1757.273	-35.23	-13	Pass

Band4_3MHz_16QAM_HCH_1753.5MHz_RB_15_0_NTNV



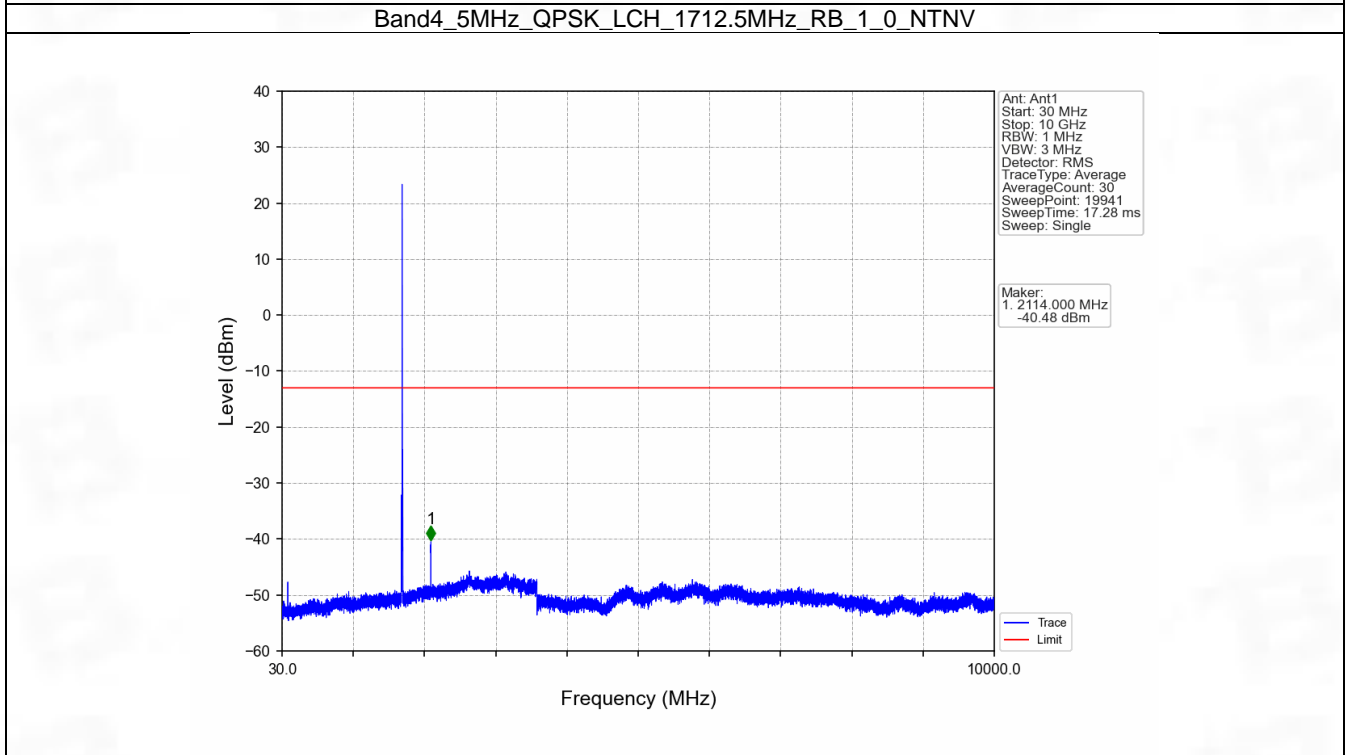
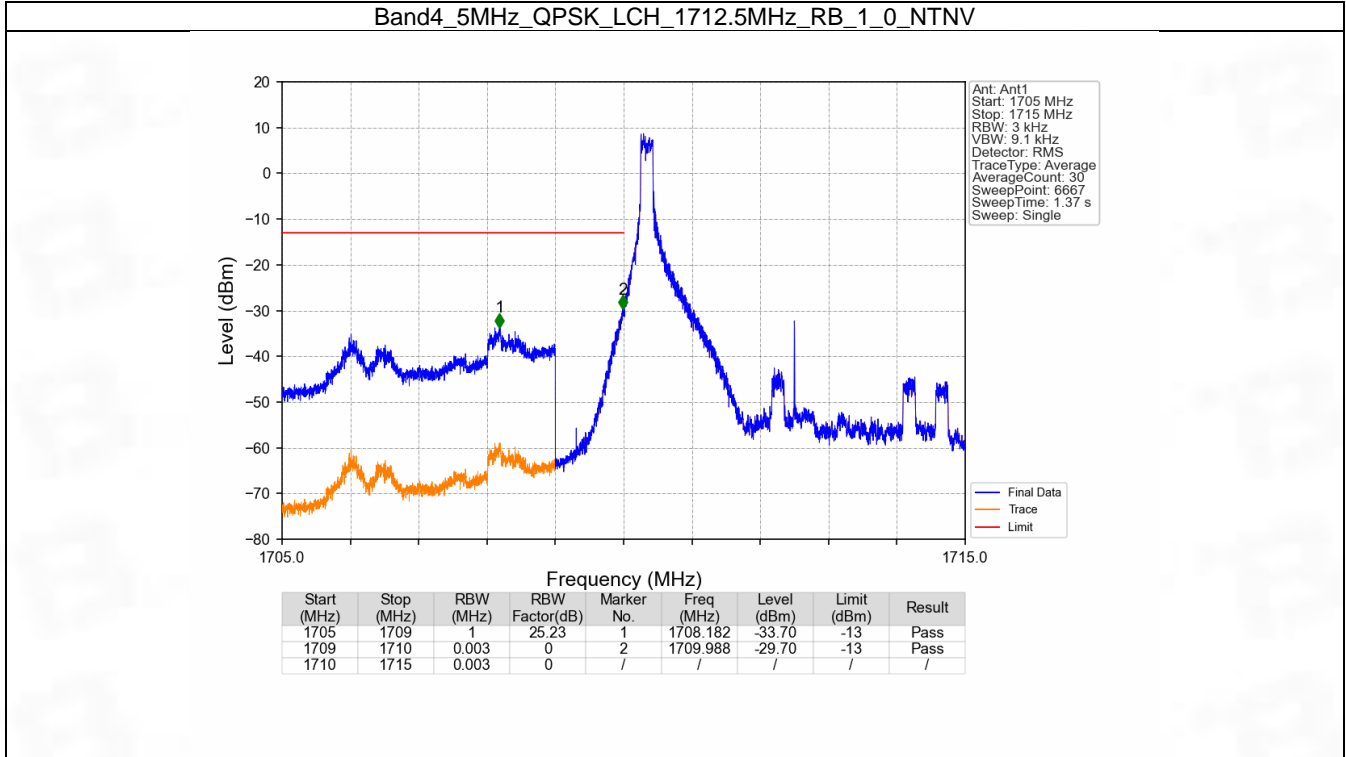
Start (MHz)	Stop (MHz)	RBW (MHz)	RBW Factor(dB)	Marker No.	Freq (MHz)	Level (dBm)	Limit (dBm)	Result
1752	1755	0.03	0	/	/	/	/	/
1755	1756	0.03	0	1	1755.000	-26.52	-13	Pass
1756	1758	1	15.23	2	1756.134	-17.78	-13	Pass

6.3 B4_5MHz

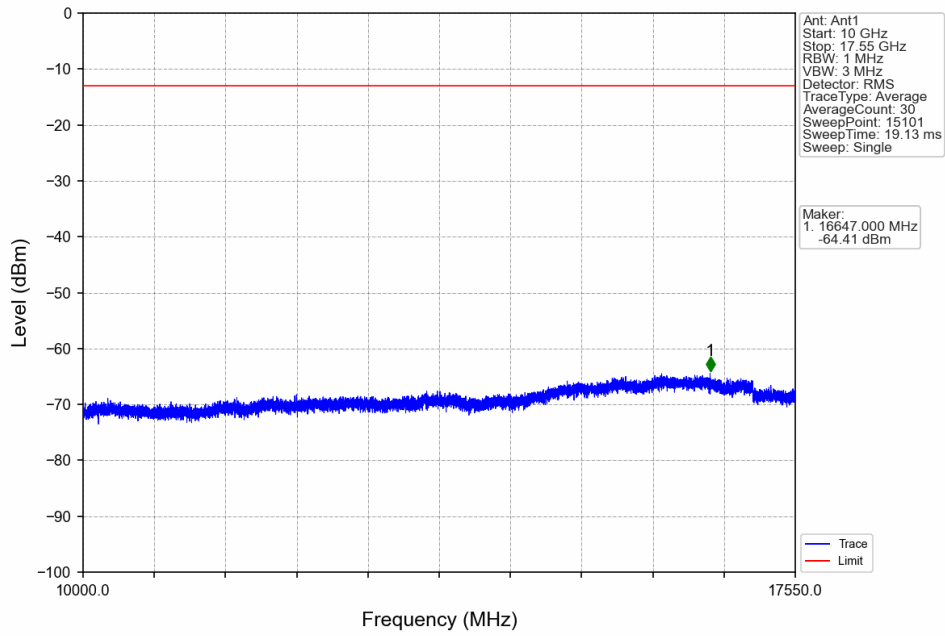
6.3.1 Test Result

Band: 4 / Bandwidth: 5MHz / NTN						
Modulation	Frequency (MHz)	RB Allocation		Spurious Emission		Verdict
		Size	Offset	Result	Limit	
QPSK	1712.5	1	0	Refer To Test Graph		Pass
		25	0	Refer To Test Graph		Pass
	1732.5	1	0	Refer To Test Graph		Pass
		1752.5	1	0	Refer To Test Graph	
				24	Refer To Test Graph	
			25	0	Refer To Test Graph	
16QAM	1712.5	1	0	Refer To Test Graph		Pass
		25	0	Refer To Test Graph		Pass
	1732.5	1	0	Refer To Test Graph		Pass
		1752.5	1	0	Refer To Test Graph	
				24	Refer To Test Graph	
			25	0	Refer To Test Graph	

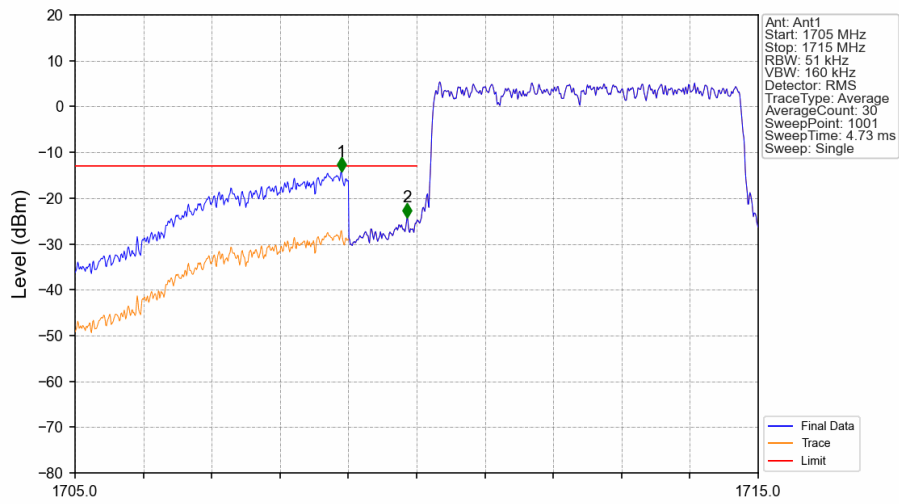
6.3.2 Test Graph



Band4_5MHz_QPSK_LCH_1712.5MHz_RB_1_0_NTNV

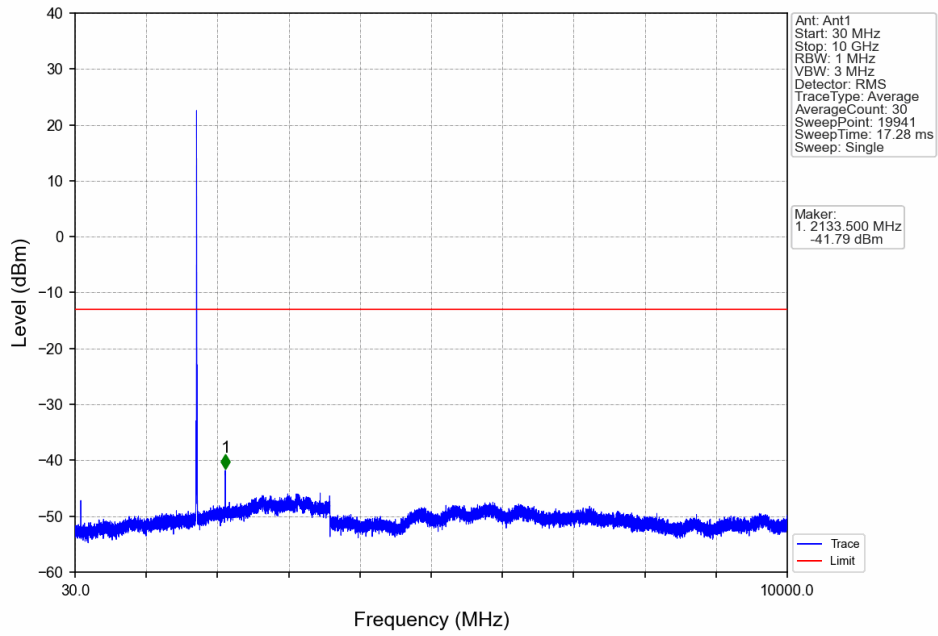


Band4_5MHz_QPSK_LCH_1712.5MHz_RB_25_0_NTNV

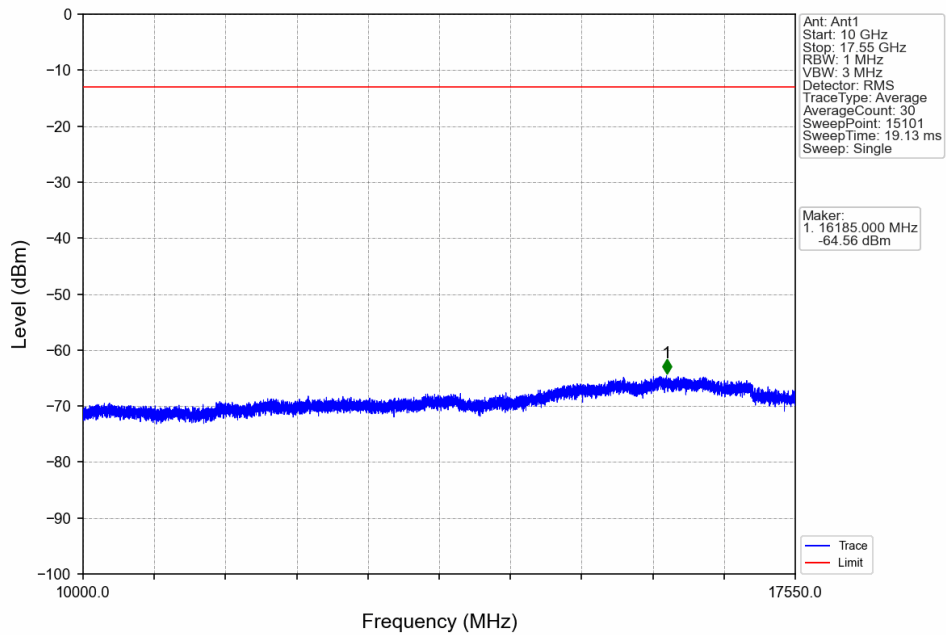


Start (MHz)	Stop (MHz)	RBW (MHz)	RBW Factor(dB)	Marker No.	Freq (MHz)	Level (dBm)	Limit (dBm)	Result
1705	1709	1	12.92	1	1708.900	-14.18	-13	Pass
1709	1710	0.051	0	2	1709.860	-24.20	-13	Pass
1710	1715	0.051	0	/	/	/	/	/

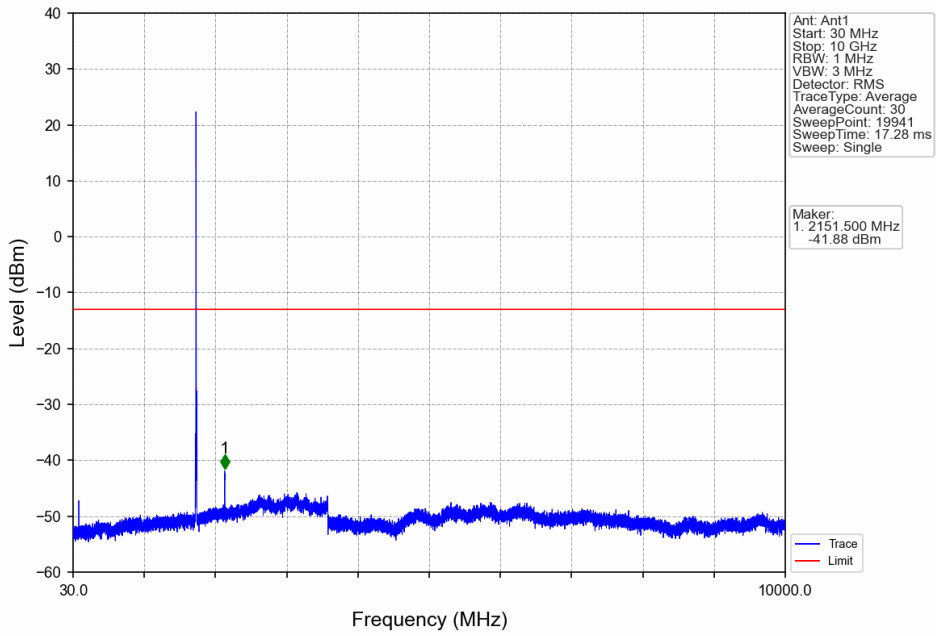
Band4_5MHz_QPSK_MCH_1732.5MHz_RB_1_0_NTNV



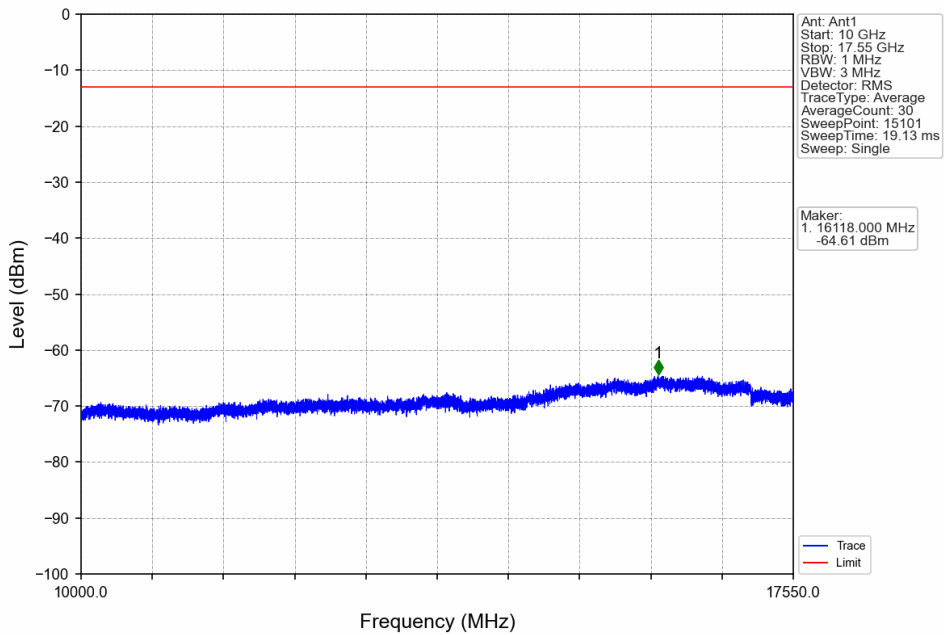
Band4_5MHz_QPSK_MCH_1732.5MHz_RB_1_0_NTNV



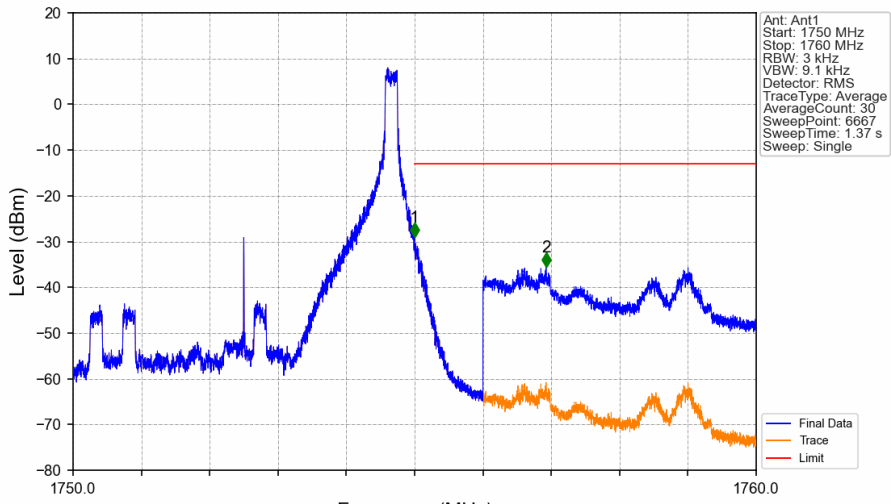
Band4_5MHz_QPSK_HCH_1752.5MHz_RB_1_0_NTNV



Band4_5MHz_QPSK_HCH_1752.5MHz_RB_1_0_NTNV

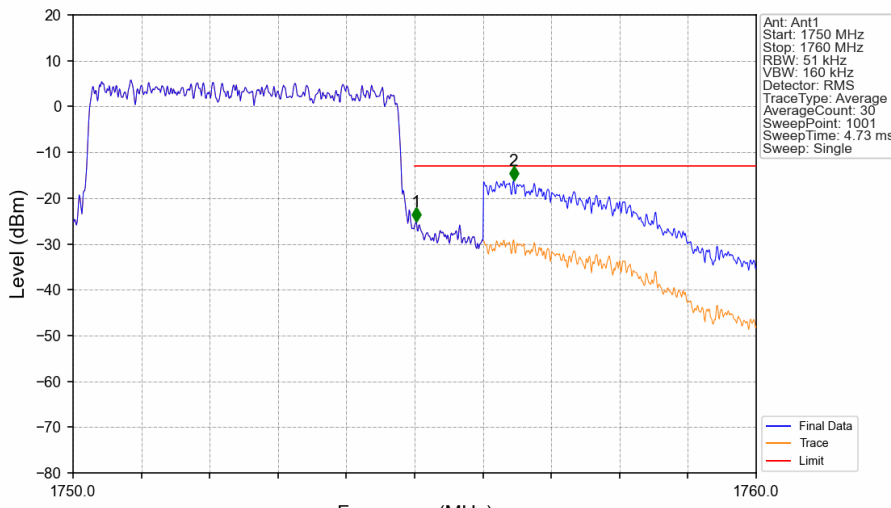


Band4_5MHz_QPSK_HCH_1752.5MHz_RB_1_24_NTNV



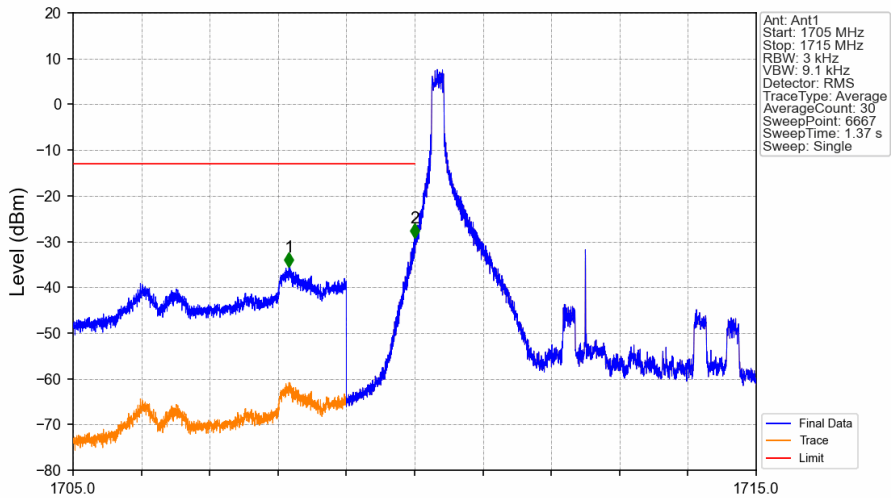
Start (MHz)	Stop (MHz)	RBW (MHz)	RBW Factor(dB)	Marker No.	Freq (MHz)	Level (dBm)	Limit (dBm)	Result
1750	1755	0.003	0	/	/	/	/	/
1755	1756	0.003	0	1	1755.000	-28.98	-13	Pass
1756	1760	1	25.23	2	1756.925	-35.56	-13	Pass

Band4_5MHz_QPSK_HCH_1752.5MHz_RB_25_0_NTNV



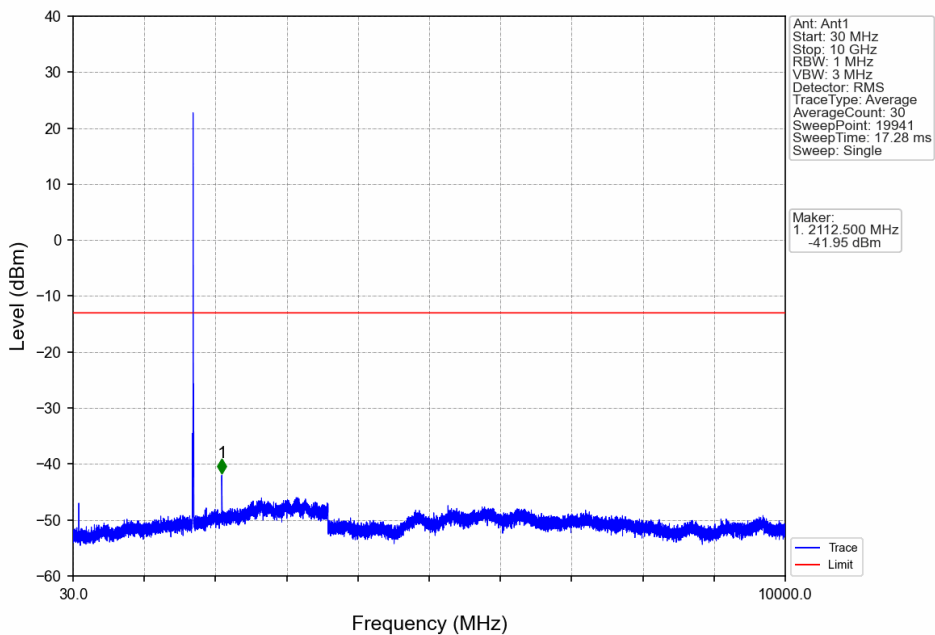
Start (MHz)	Stop (MHz)	RBW (MHz)	RBW Factor(dB)	Marker No.	Freq (MHz)	Level (dBm)	Limit (dBm)	Result
1750	1755	0.051	0	/	/	/	/	/
1755	1756	0.051	0	1	1755.020	-25.22	-13	Pass
1756	1760	1	12.92	2	1756.450	-16.17	-13	Pass

Band4_5MHz_16QAM_LCH_1712.5MHz_RB_1_0_NTNV

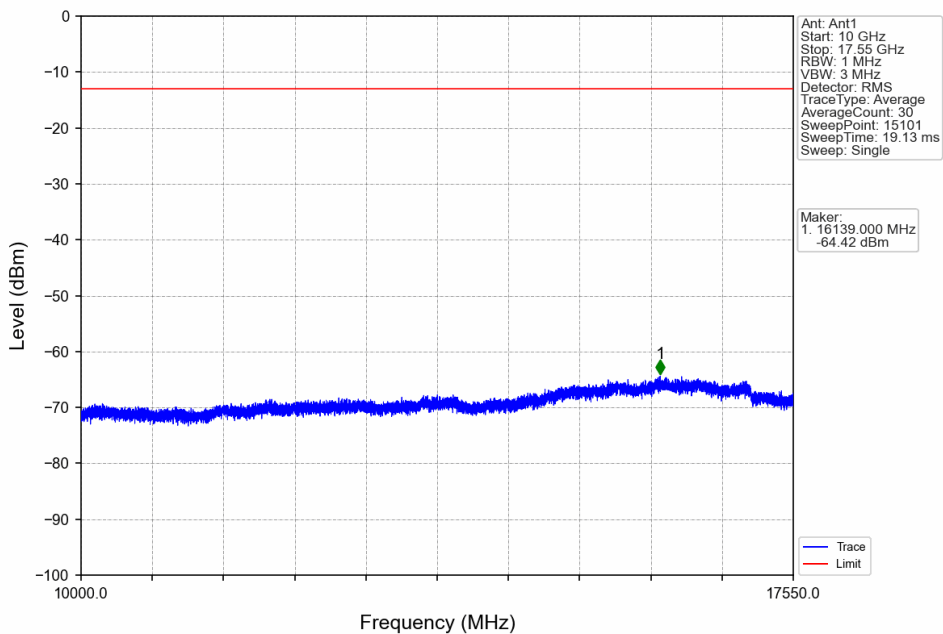


Start (MHz)	Stop (MHz)	RBW (MHz)	RBW Factor(dB)	Marker No.	Freq (MHz)	Level (dBm)	Limit (dBm)	Result
1705	1709	1	25.23	1	1708.161	-35.56	-13	Pass
1709	1710	0.003	0	2	1710.000	-29.21	-13	Pass
1710	1715	0.003	0	/	/	/	/	/

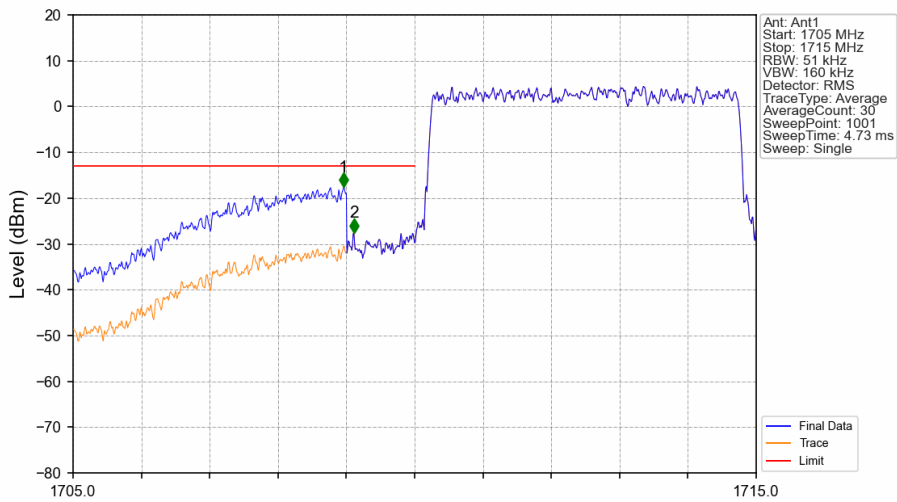
Band4_5MHz_16QAM_LCH_1712.5MHz_RB_1_0_NTNV



Band4_5MHz_16QAM_LCH_1712.5MHz_RB_1_0_NTNV

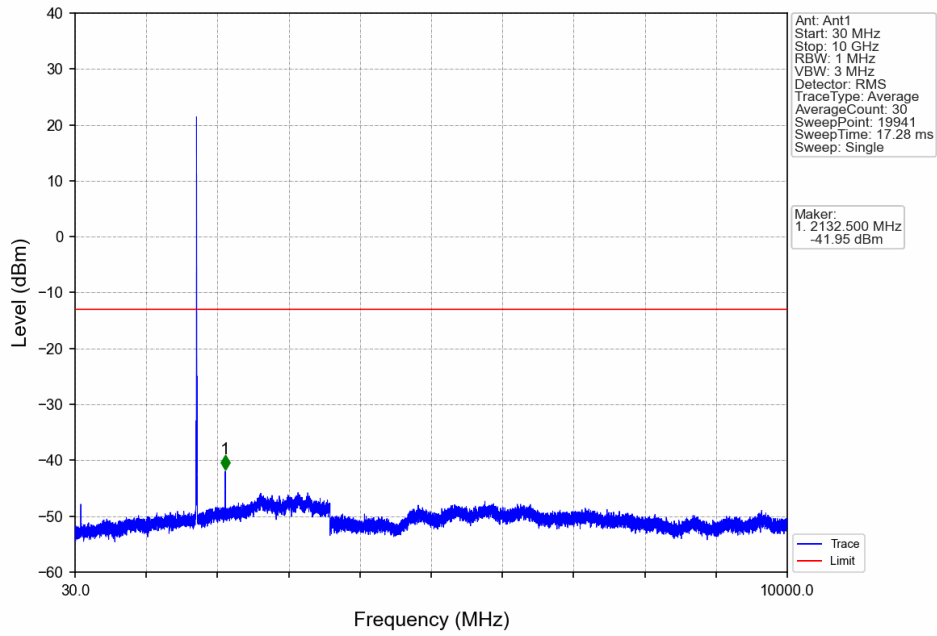


Band4_5MHz_16QAM_LCH_1712.5MHz_RB_25_0_NTNV

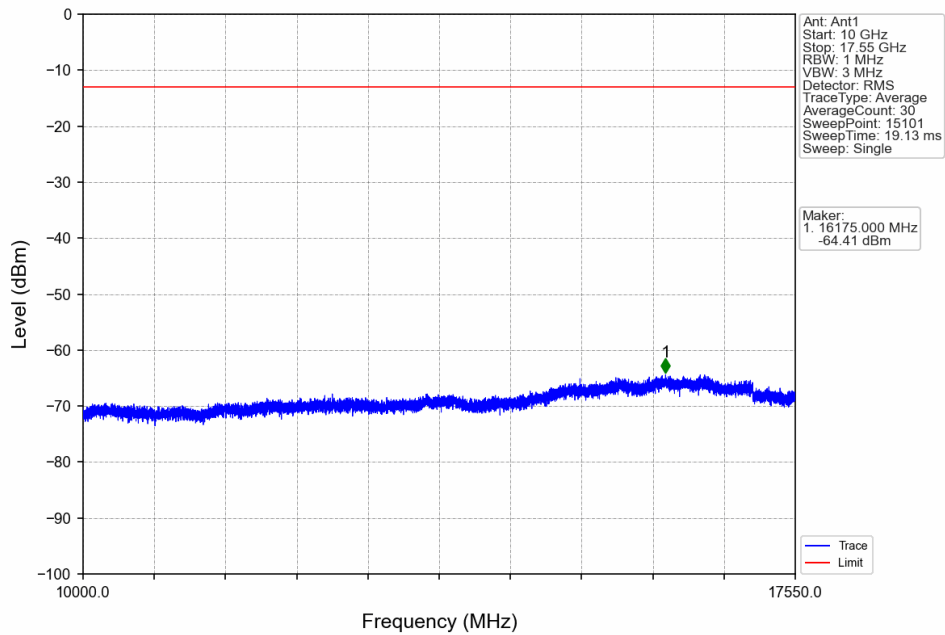


Start (MHz)	Stop (MHz)	RBW (MHz)	RBW Factor(dB)	Marker No.	Freq (MHz)	Level (dBm)	Limit (dBm)	Result
1705	1709	1	12.92	1	1708.960	-17.54	-13	Pass
1709	1710	0.051	0	2	1709.110	-27.53	-13	Pass
1710	1715	0.051	0	/	/	/	/	/

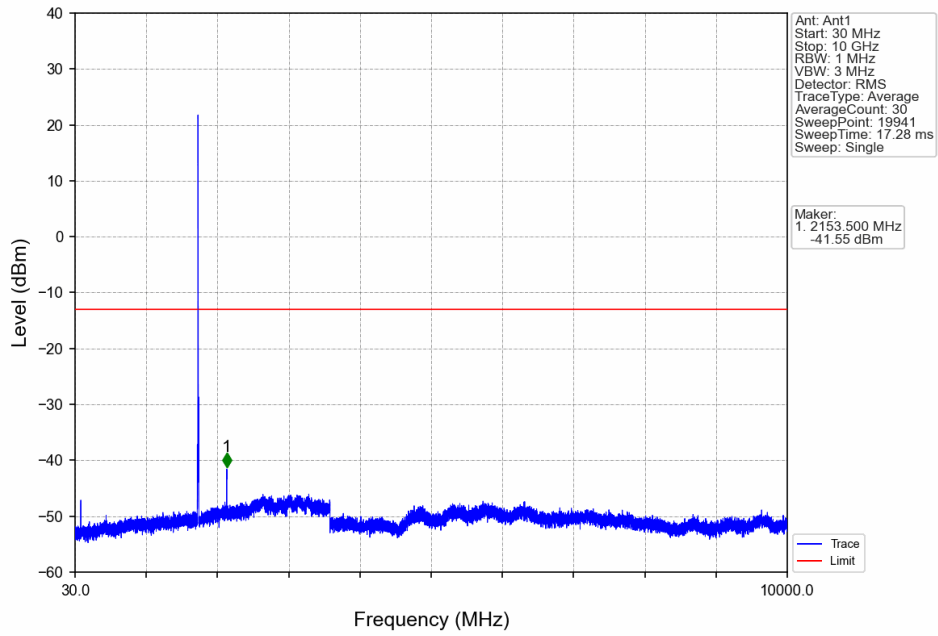
Band4_5MHz_16QAM_MCH_1732.5MHz_RB_1_0_NTNV



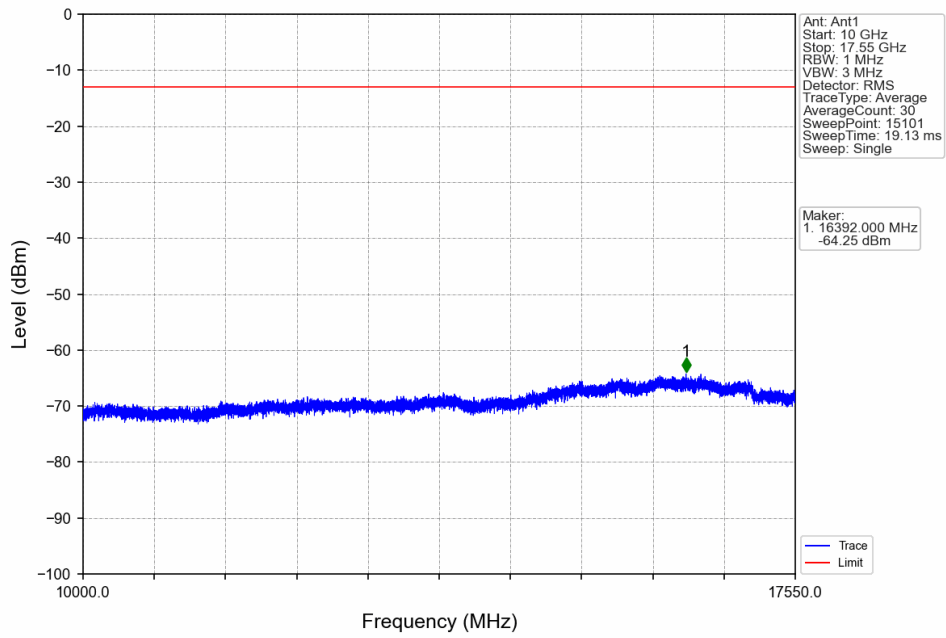
Band4_5MHz_16QAM_MCH_1732.5MHz_RB_1_0_NTNV



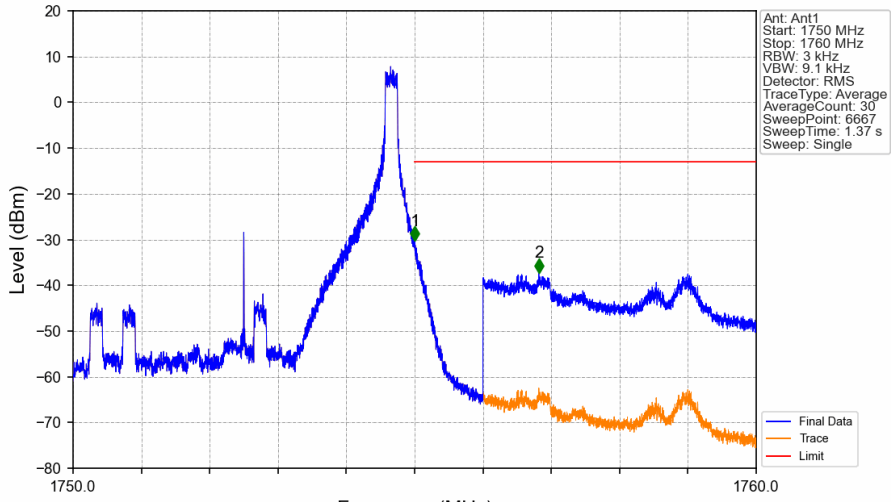
Band4_5MHz_16QAM_HCH_1752.5MHz_RB_1_0_NTNV



Band4_5MHz_16QAM_HCH_1752.5MHz_RB_1_0_NTNV

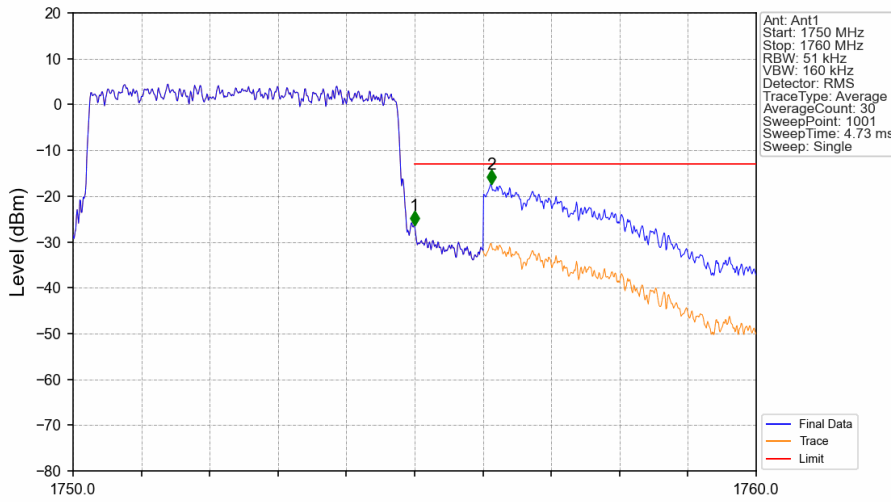


Band4_5MHz_16QAM_HCH_1752.5MHz_RB_1_24_NTNV



Start (MHz)	Stop (MHz)	RBW (MHz)	RBW Factor(dB)	Marker No.	Freq (MHz)	Level (dBm)	Limit (dBm)	Result
1750	1755	0.003	0	/	/	/	/	/
1755	1756	0.003	0	1	1755.002	-30.23	-13	Pass
1756	1760	1	25.23	2	1756.818	-37.24	-13	Pass

Band4_5MHz_16QAM_HCH_1752.5MHz_RB_25_0_NTNV



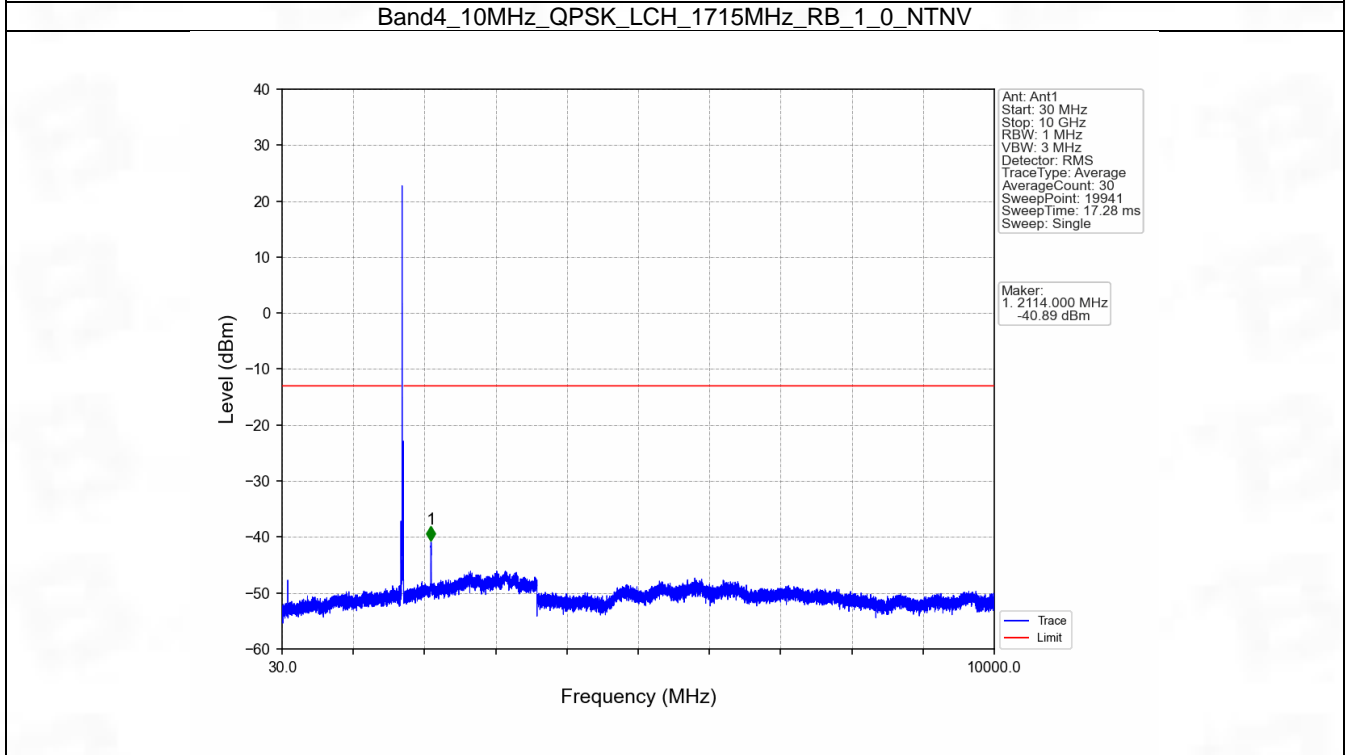
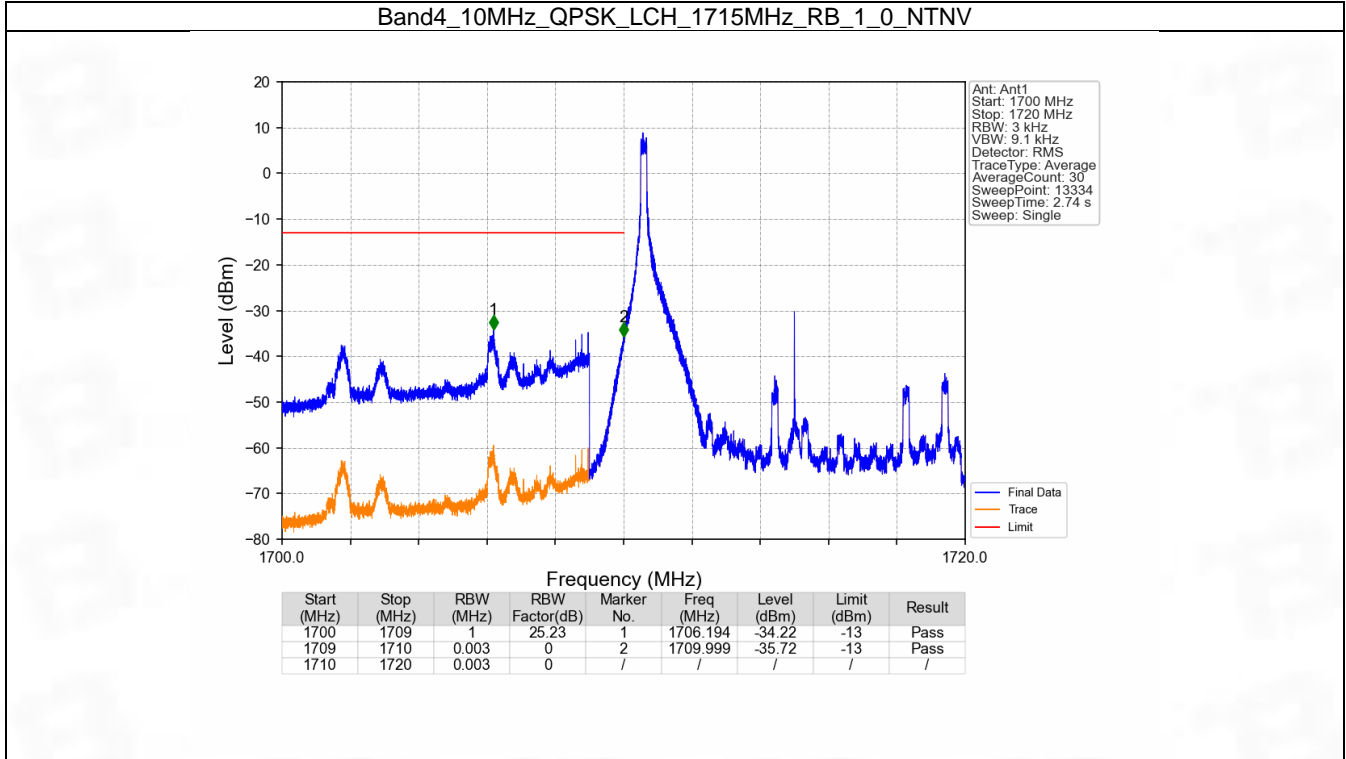
Start (MHz)	Stop (MHz)	RBW (MHz)	RBW Factor(dB)	Marker No.	Freq (MHz)	Level (dBm)	Limit (dBm)	Result
1750	1755	0.051	0	/	/	/	/	/
1755	1756	0.051	0	1	1755.000	-26.41	-13	Pass
1756	1760	1	12.92	2	1756.120	-17.40	-13	Pass

6.4 B4_10MHz

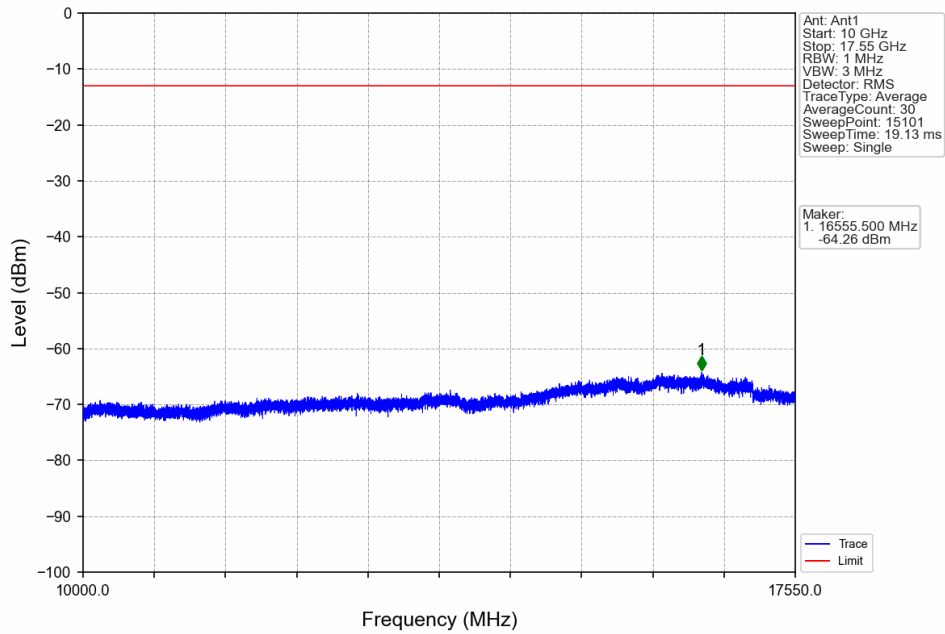
6.4.1 Test Result

Band: 4 / Bandwidth: 10MHz / NTV						
Modulation	Frequency (MHz)	RB Allocation		Spurious Emission		Verdict
		Size	Offset	Result	Limit	
QPSK	1715	1	0	Refer To Test Graph		Pass
		50	0	Refer To Test Graph		Pass
	1732.5	1	0	Refer To Test Graph		Pass
		1	0	Refer To Test Graph		Pass
	1750	1	0	Refer To Test Graph		Pass
		50	49	Refer To Test Graph		Pass
16QAM	1715	1	0	Refer To Test Graph		Pass
		50	0	Refer To Test Graph		Pass
	1732.5	1	0	Refer To Test Graph		Pass
		1	0	Refer To Test Graph		Pass
	1750	1	0	Refer To Test Graph		Pass
		50	49	Refer To Test Graph		Pass
		50	0	Refer To Test Graph		Pass

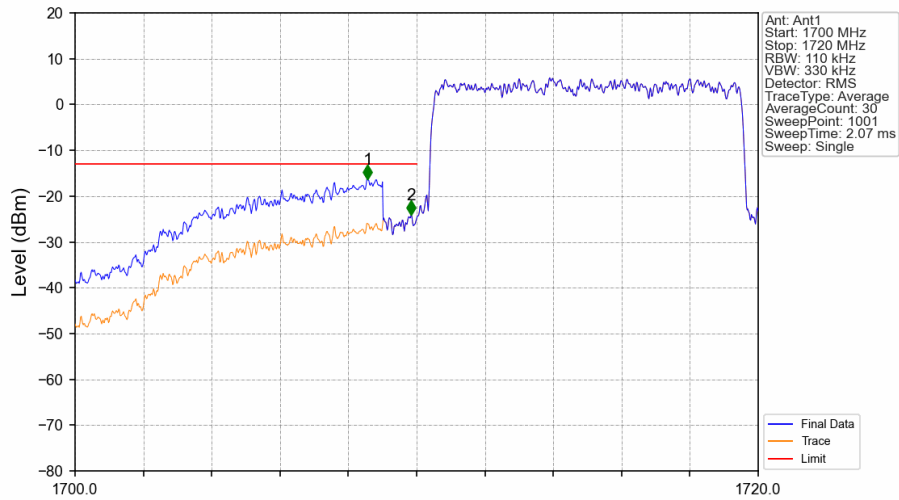
6.4.2 Test Graph



Band4_10MHz_QPSK_LCH_1715MHz_RB_1_0_NTNV

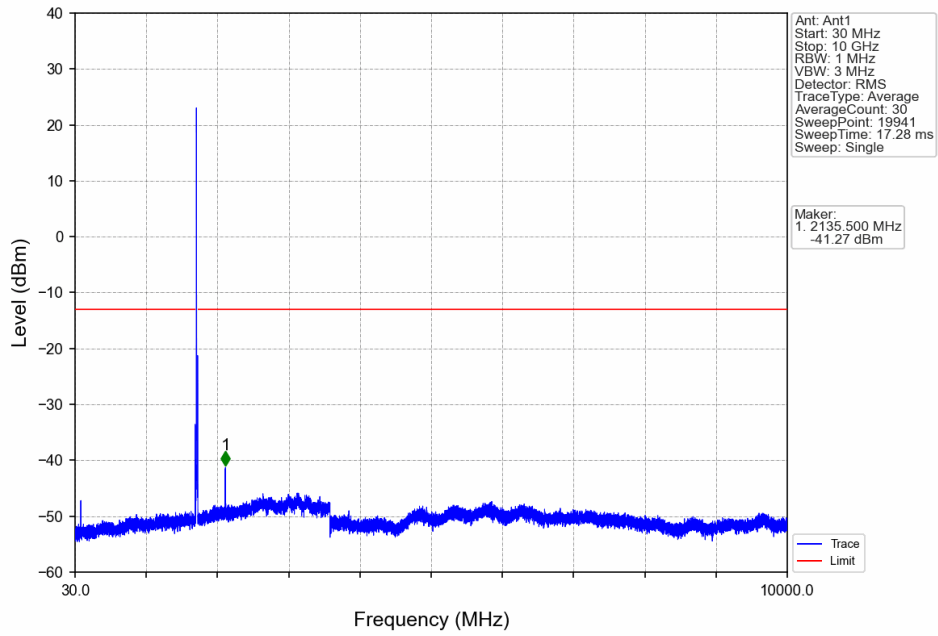


Band4_10MHz_QPSK_LCH_1715MHz_RB_50_0_NTNV

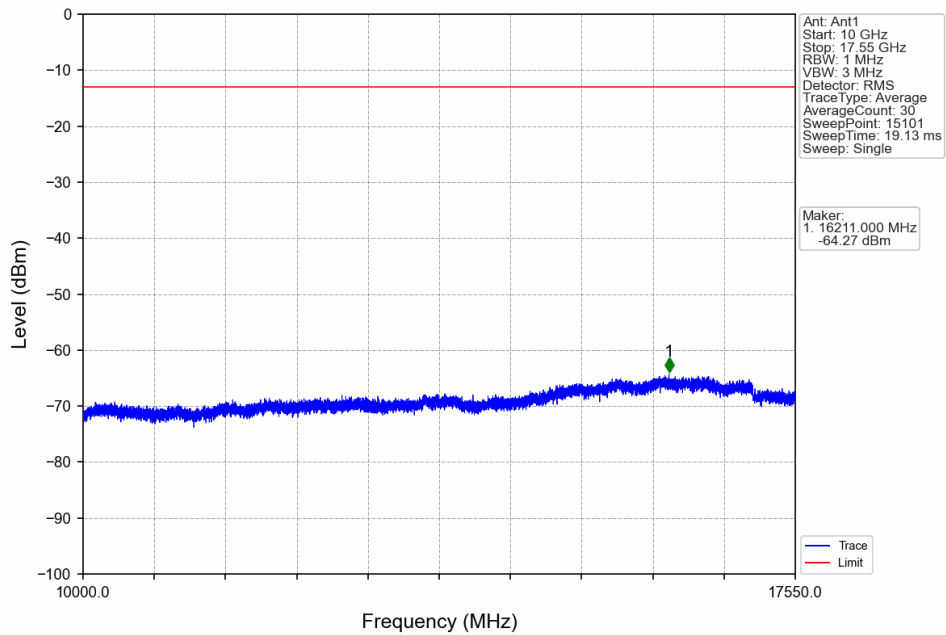


Start (MHz)	Stop (MHz)	RBW (MHz)	RBW Factor(dB)	Marker No.	Freq (MHz)	Level (dBm)	Limit (dBm)	Result
1700	1709	1	9.59	1	1708.560	-16.36	-13	Pass
1709	1710	0.11	0	2	1709.840	-24.05	-13	Pass
1710	1720	0.11	0	/	/	/	/	/

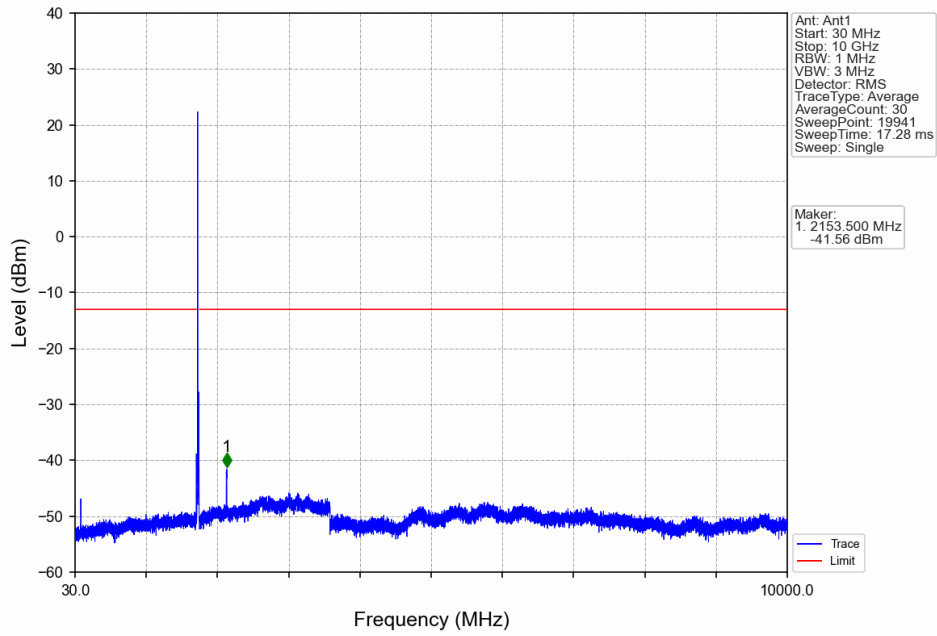
Band4_10MHz_QPSK_MCH_1732.5MHz_RB_1_0_NTNV



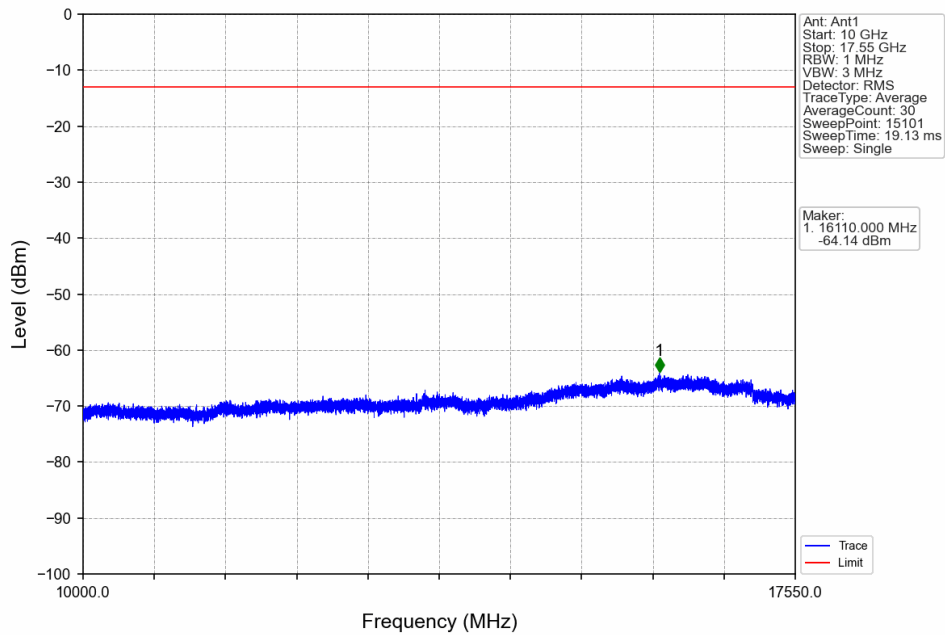
Band4_10MHz_QPSK_MCH_1732.5MHz_RB_1_0_NTNV



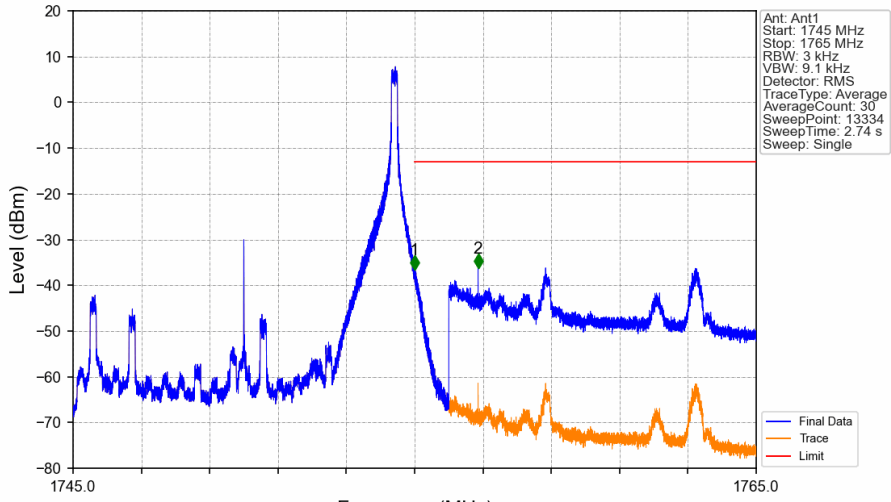
Band4_10MHz_QPSK_HCH_1750MHz_RB_1_0_NTNV



Band4_10MHz_QPSK_HCH_1750MHz_RB_1_0_NTNV

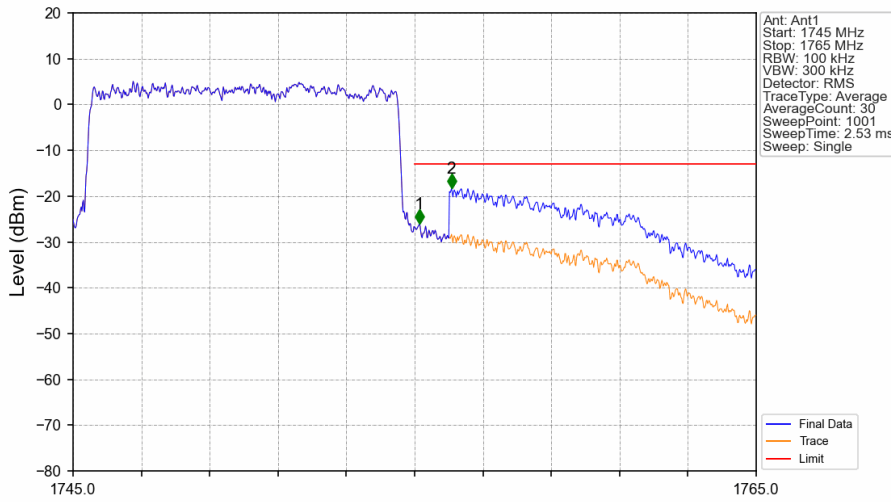


Band4_10MHz_QPSK_HCH_1750MHz_RB_1_49_NTNV



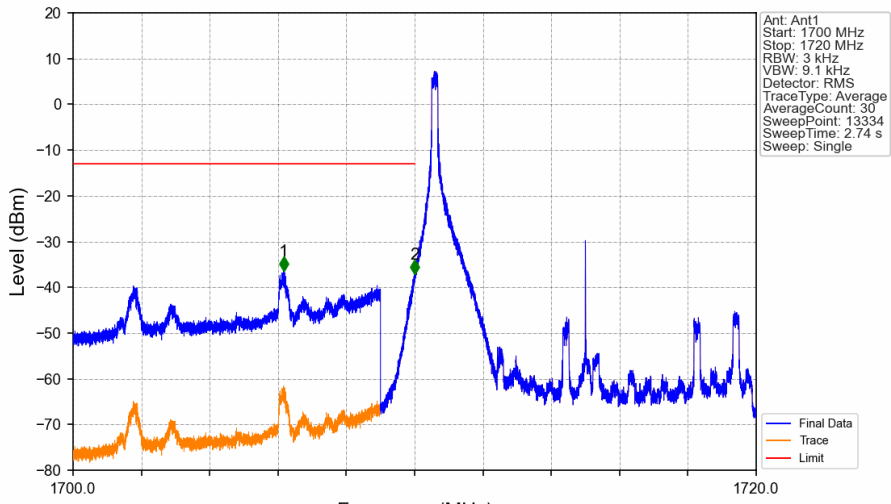
Start (MHz)	Stop (MHz)	RBW (MHz)	RBW Factor(dB)	Marker No.	Freq (MHz)	Level (dBm)	Limit (dBm)	Result
1745	1755	0.003	0	/	/	/	/	/
1755	1756	0.003	0	1	1755.001	-36.60	-13	Pass
1756	1765	1	25.23	2	1756.856	-36.20	-13	Pass

Band4_10MHz_QPSK_HCH_1750MHz_RB_50_0_NTNV



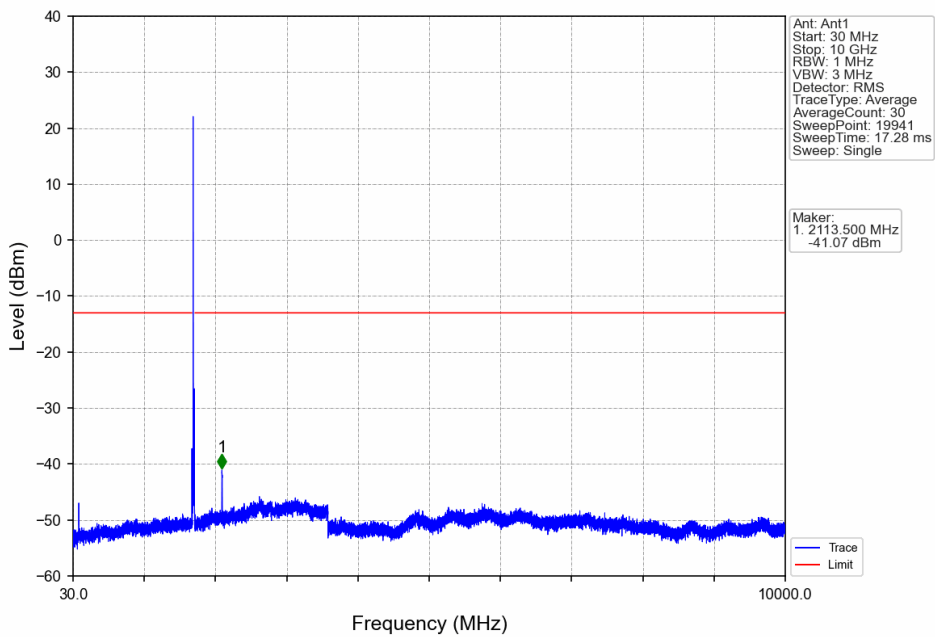
Start (MHz)	Stop (MHz)	RBW (MHz)	RBW Factor(dB)	Marker No.	Freq (MHz)	Level (dBm)	Limit (dBm)	Result
1745	1755	0.1	0	/	/	/	/	/
1755	1756	0.1	0	1	1755.140	-26.00	-13	Pass
1756	1765	1	10	2	1756.080	-18.34	-13	Pass

Band4_10MHz_16QAM_LCH_1715MHz_RB_1_0_NTNV

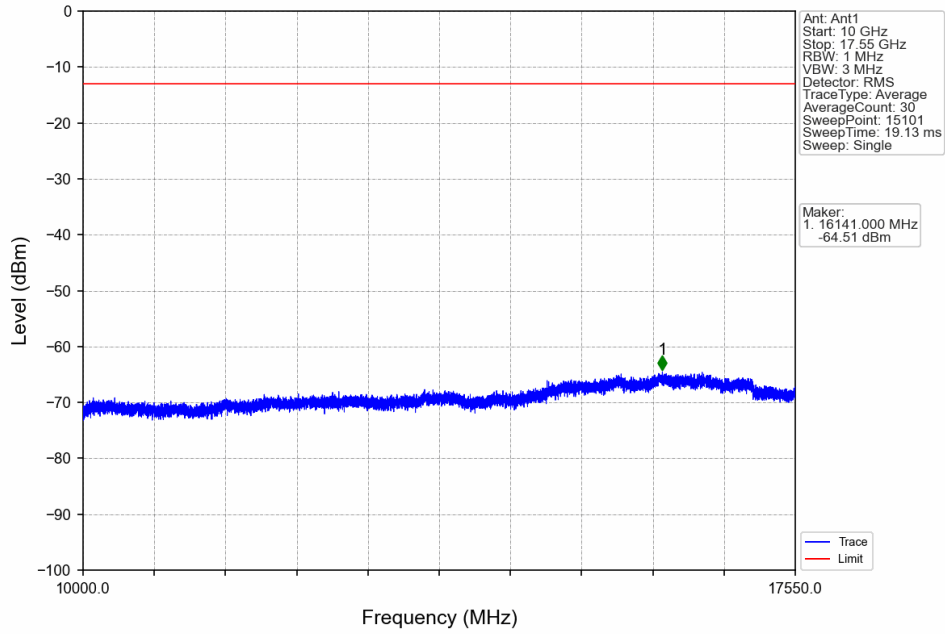


Start (MHz)	Stop (MHz)	RBW (MHz)	RBW Factor(dB)	Marker No.	Freq (MHz)	Level (dBm)	Limit (dBm)	Result
1700	1709	1	25.23	1	1706.164	-36.40	-13	Pass
1709	1710	0.003	0	2	1709.996	-37.15	-13	Pass
1710	1720	0.003	0	/	/	/	/	/

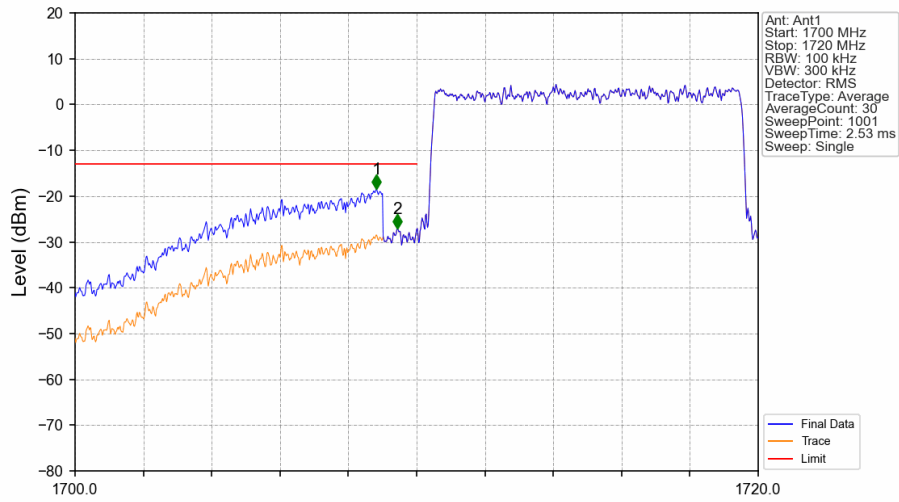
Band4_10MHz_16QAM_LCH_1715MHz_RB_1_0_NTNV



Band4_10MHz_16QAM_LCH_1715MHz_RB_1_0_NTNV

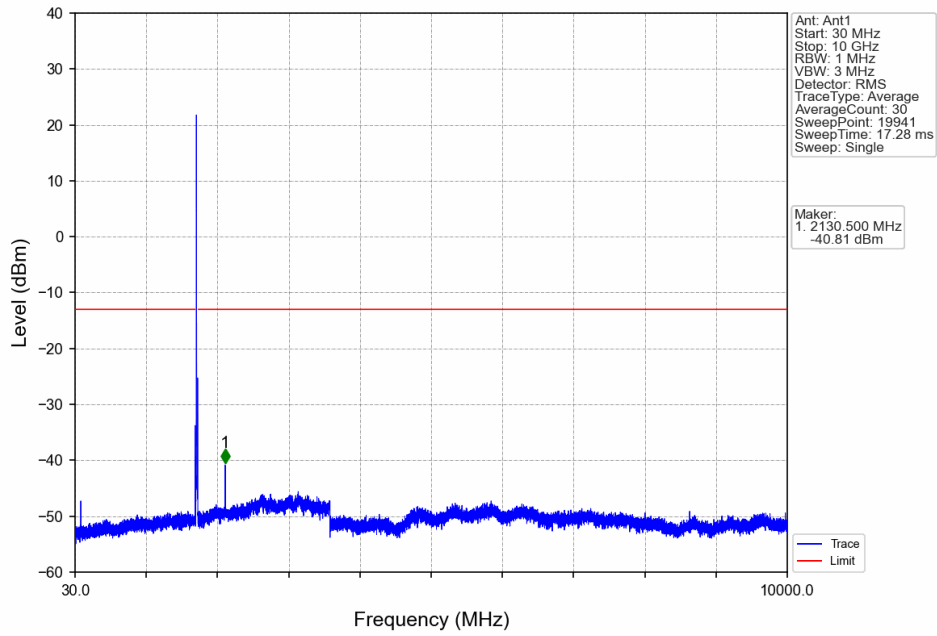


Band4_10MHz_16QAM_LCH_1715MHz_RB_50_0_NTNV

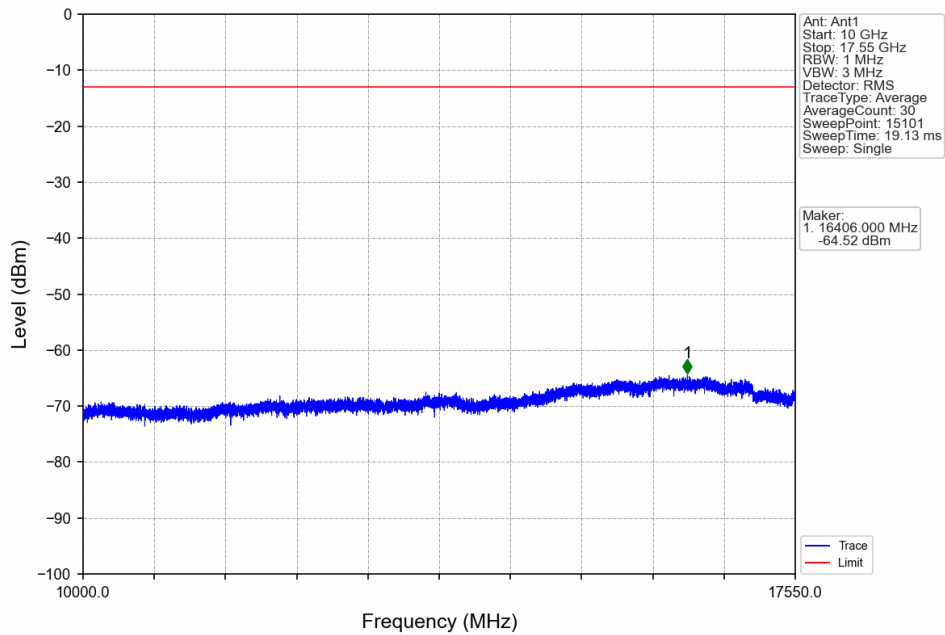


Start (MHz)	Stop (MHz)	RBW (MHz)	RBW Factor(dB)	Marker No.	Freq (MHz)	Level (dBm)	Limit (dBm)	Result
1700	1709	1	10	1	1708.820	-18.46	-13	Pass
1709	1710	0.1	0	2	1709.440	-27.10	-13	Pass
1710	1720	0.1	0	/	/	/	/	/

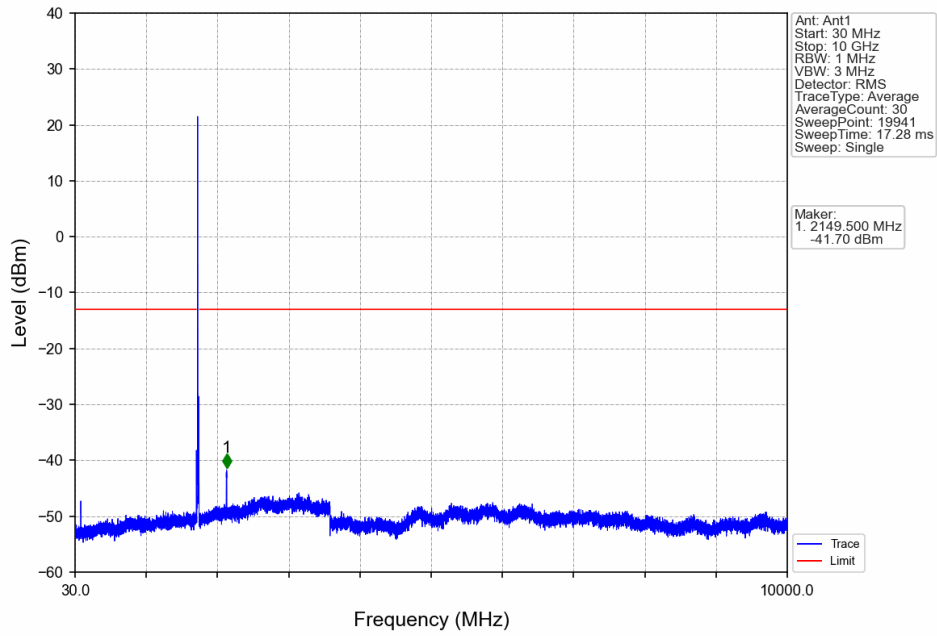
Band4_10MHz_16QAM_MCH_1732.5MHz_RB_1_0_NTNV



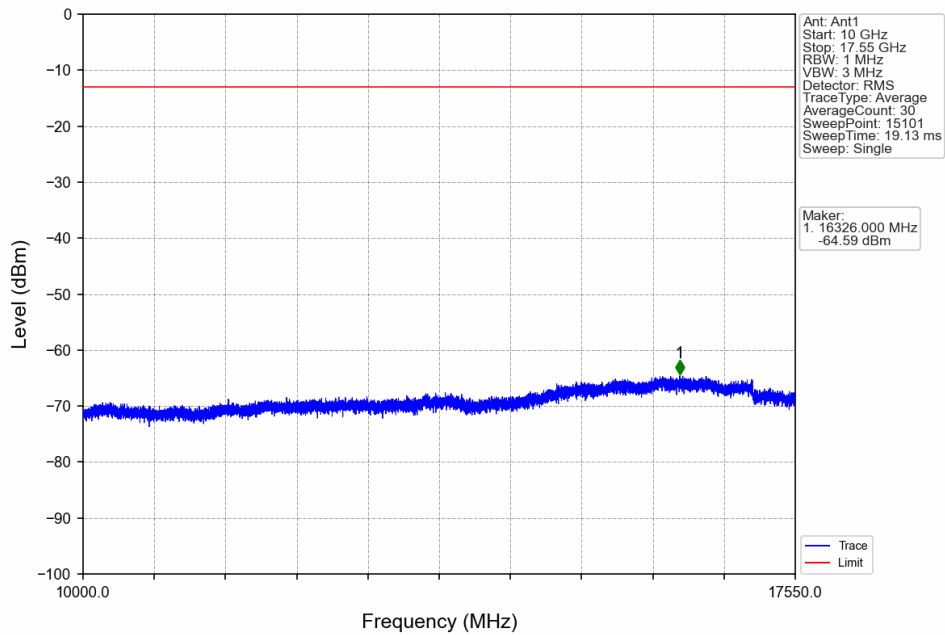
Band4_10MHz_16QAM_MCH_1732.5MHz_RB_1_0_NTNV



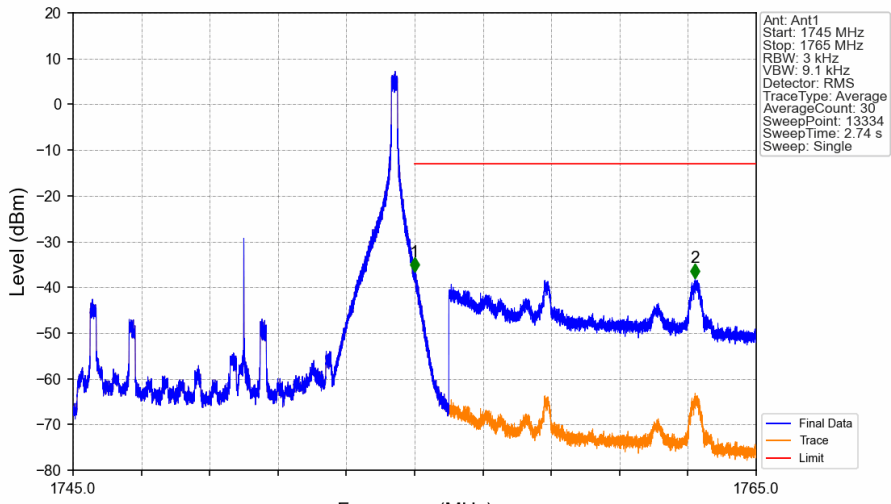
Band4_10MHz_16QAM_HCH_1750MHz_RB_1_0_NTNV



Band4_10MHz_16QAM_HCH_1750MHz_RB_1_0_NTNV

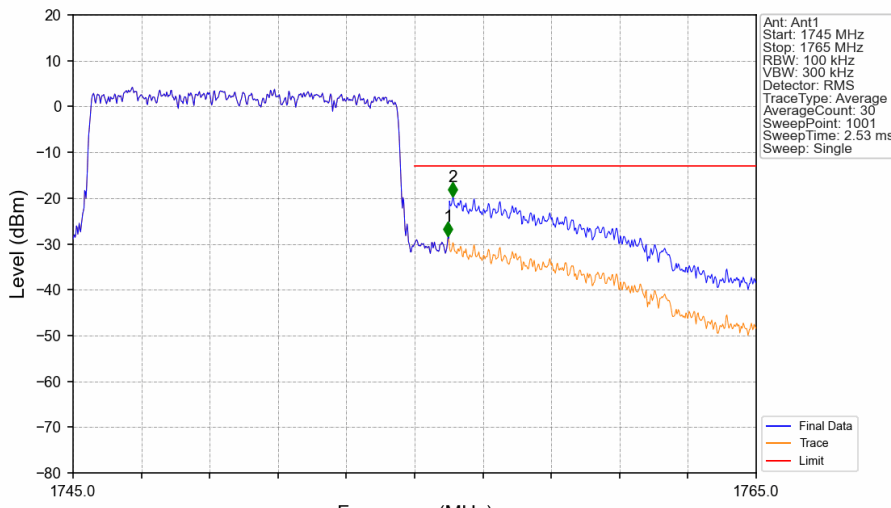


Band4_10MHz_16QAM_HCH_1750MHz_RB_1_49_NTNV



Start (MHz)	Stop (MHz)	RBW (MHz)	RBW Factor(dB)	Marker No.	Freq (MHz)	Level (dBm)	Limit (dBm)	Result
1745	1755	0.003	0	/	/	/	/	/
1755	1756	0.003	0	1	1755.001	-36.59	-13	Pass
1756	1765	1	25.23	2	1763.212	-37.94	-13	Pass

Band4_10MHz_16QAM_HCH_1750MHz_RB_50_0_NTNV



Start (MHz)	Stop (MHz)	RBW (MHz)	RBW Factor(dB)	Marker No.	Freq (MHz)	Level (dBm)	Limit (dBm)	Result
1745	1755	0.1	0	/	/	/	/	/
1755	1756	0.1	0	1	1755.980	-28.34	-13	Pass
1756	1765	1	10	2	1756.120	-19.73	-13	Pass

.5 B4_15MHz

6.5.1 Test Result

Band: 4 / Bandwidth: 15MHz / NTV						
Modulation	Frequency (MHz)	RB Allocation		Spurious Emission		Verdict
		Size	Offset	Result	Limit	
QPSK	1717.5	1	0	Refer To Test Graph		Pass
		75	0	Refer To Test Graph		Pass
	1732.5	1	0	Refer To Test Graph		Pass
		1747.5	1	0	Refer To Test Graph	
				74	Refer To Test Graph	
			75	0	Refer To Test Graph	
16QAM	1717.5	1	0	Refer To Test Graph		Pass
		75	0	Refer To Test Graph		Pass
	1732.5	1	0	Refer To Test Graph		Pass
		1747.5	1	0	Refer To Test Graph	
				74	Refer To Test Graph	
			75	0	Refer To Test Graph	

6.5.2 Test Graph

