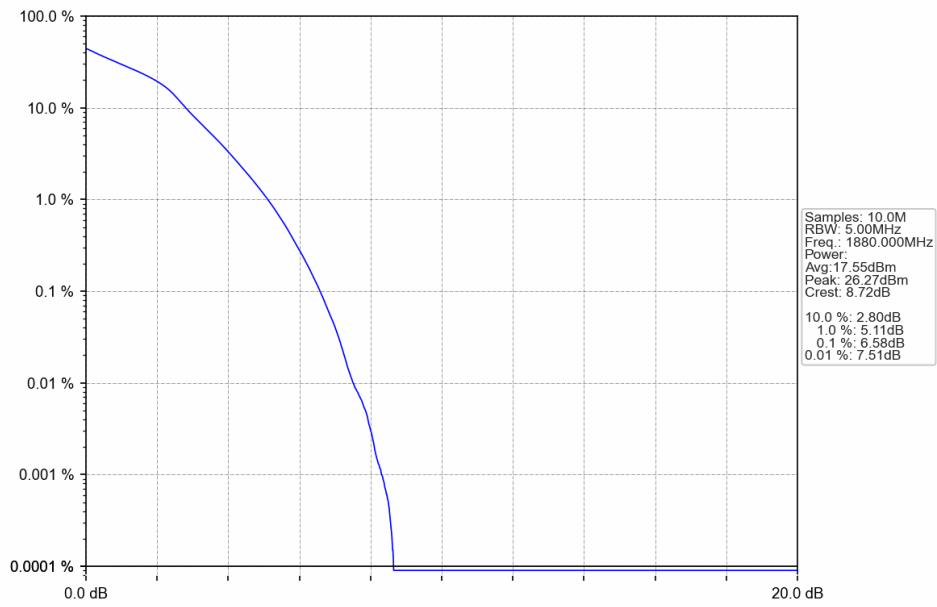
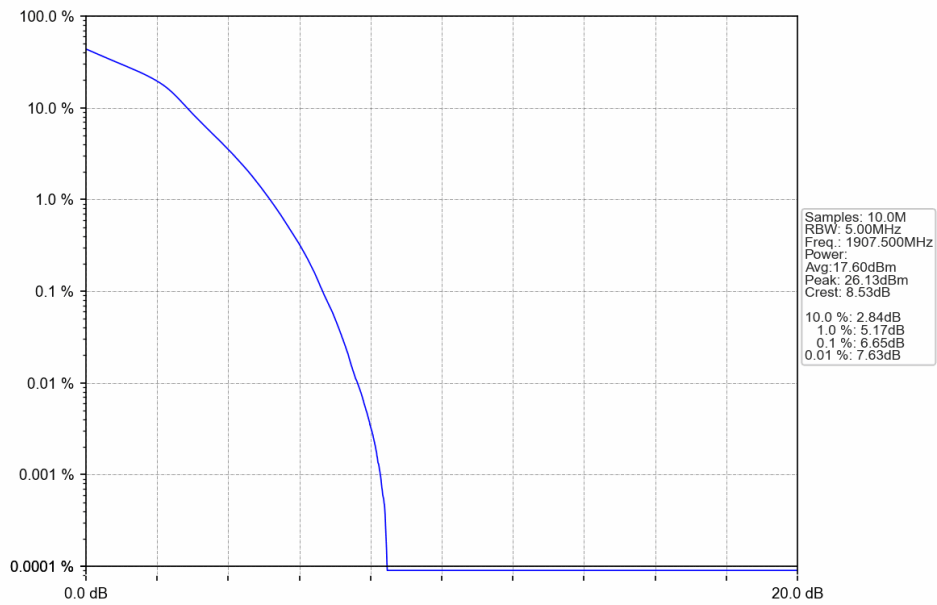


Band2_5MHz_16QAM_MCH_1880MHz_RB_25_0_NTNV



Band2_5MHz_16QAM_HCH_1907.5MHz_RB_25_0_NTNV

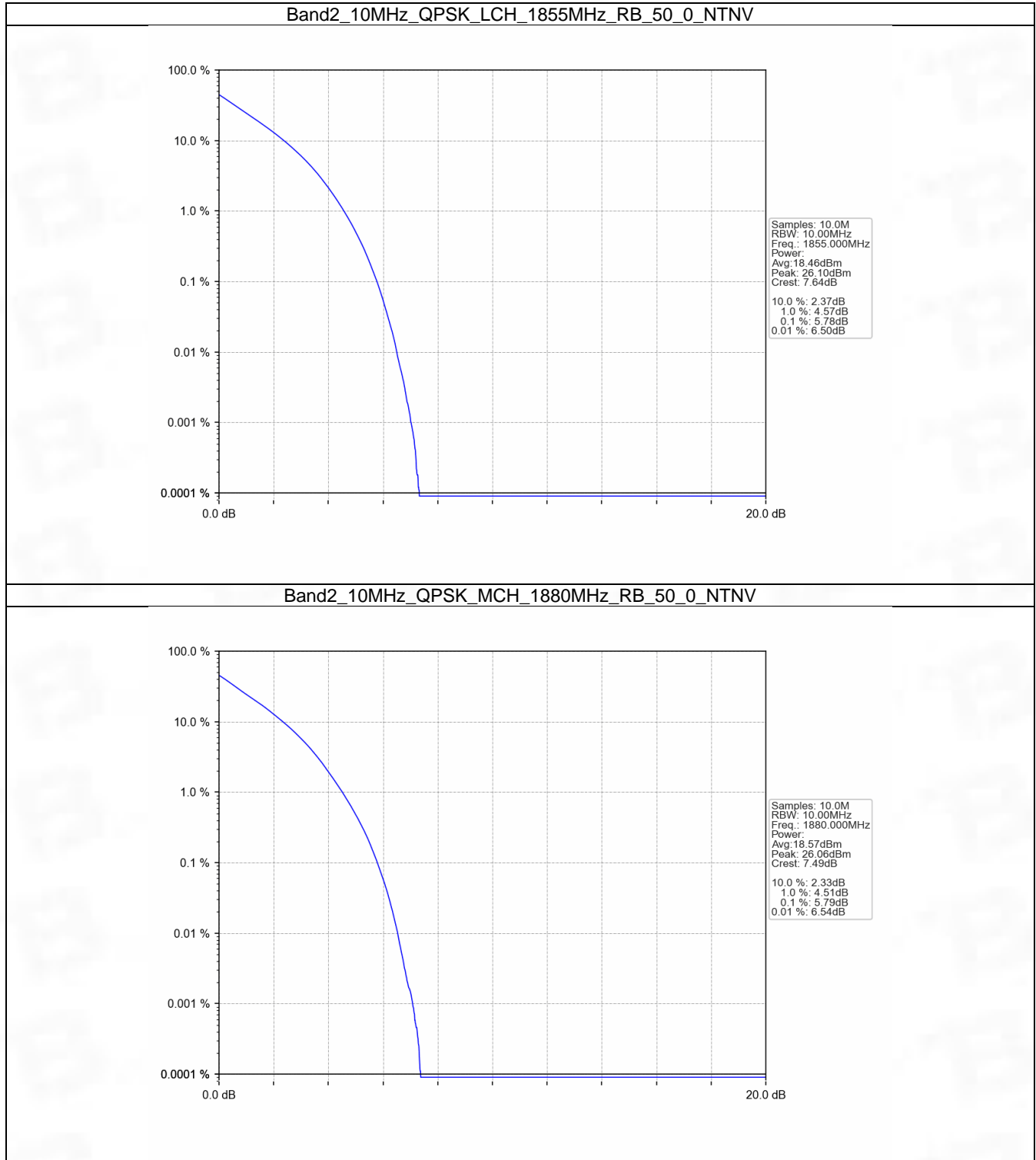


5.4 B2_10MHz

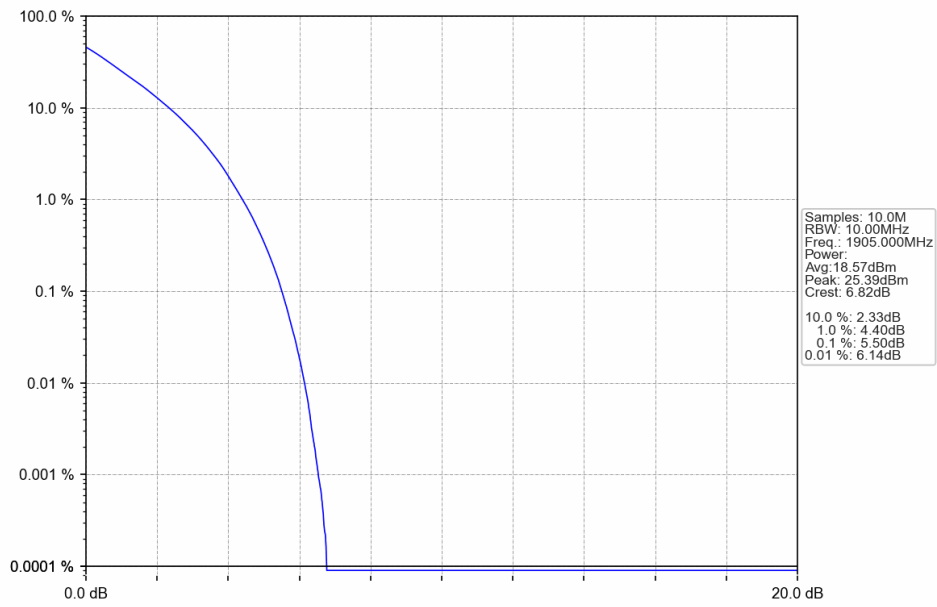
5.4.1 Test Result

Band: 2 / Bandwidth: 10MHz / NTN						
Modulation	Frequency (MHz)	RB Allocation		Peak-Average Ratio (dB)		Verdict
		Size	Offset	Result	Limit	
QPSK	1855	50	0	5.78	<=13	Pass
	1880	50	0	5.79	<=13	Pass
	1905	50	0	5.50	<=13	Pass
16QAM	1855	50	0	6.52	<=13	Pass
	1880	50	0	6.55	<=13	Pass
	1905	50	0	6.24	<=13	Pass

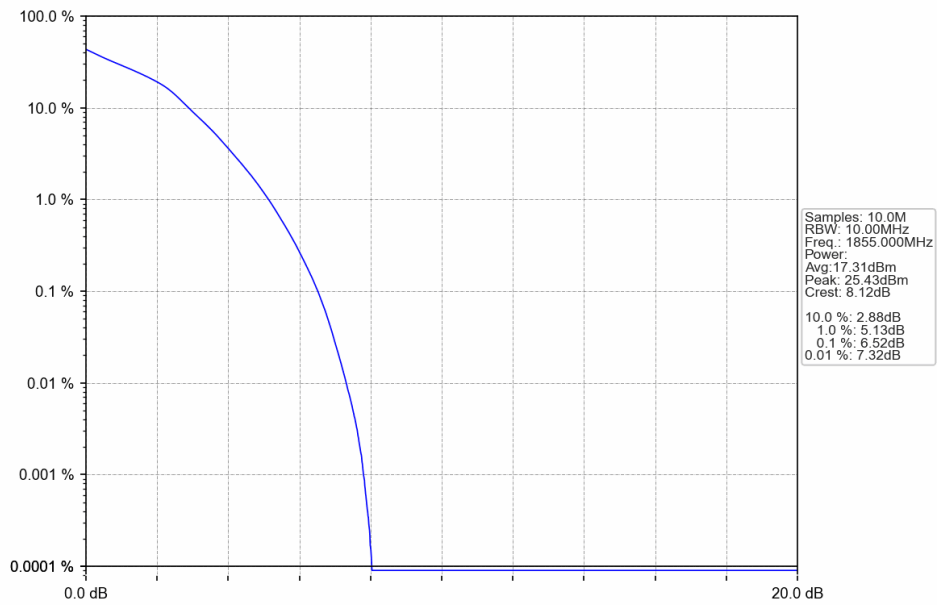
5.4.2 Test Graph



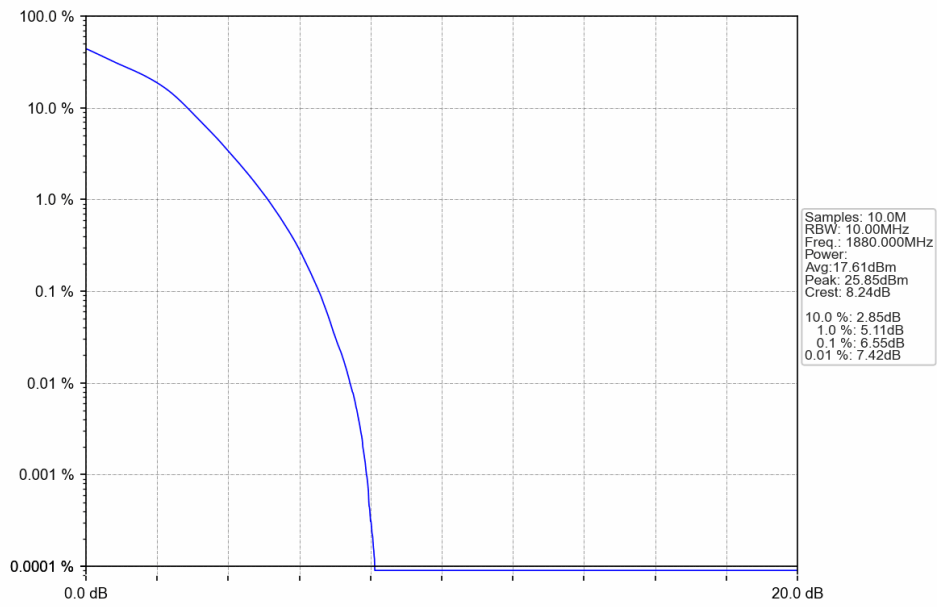
Band2_10MHz_QPSK_HCH_1905MHz_RB_50_0_NTNV



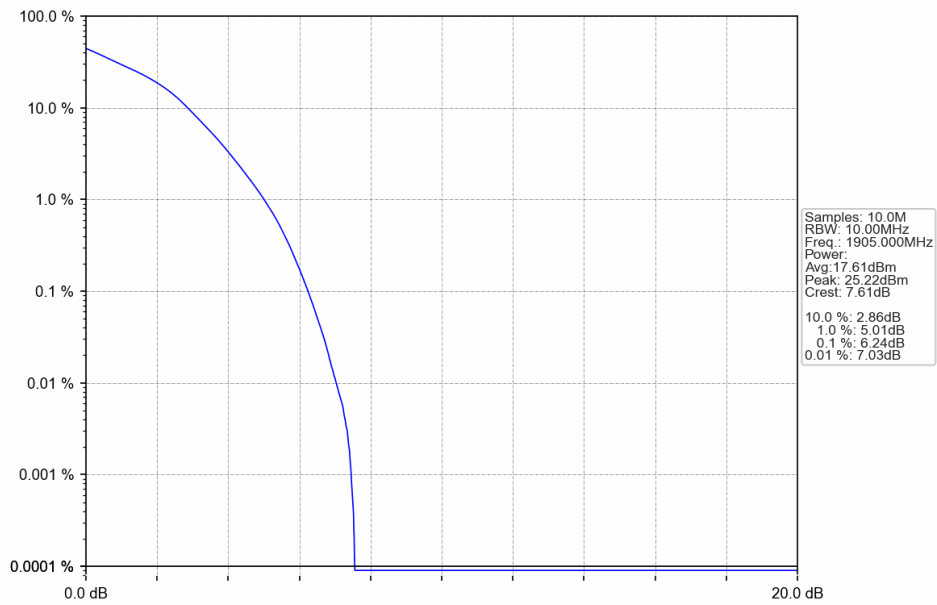
Band2_10MHz_16QAM_LCH_1855MHz_RB_50_0_NTNV



Band2_10MHz_16QAM_MCH_1880MHz_RB_50_0_NTNV



Band2_10MHz_16QAM_HCH_1905MHz_RB_50_0_NTNV

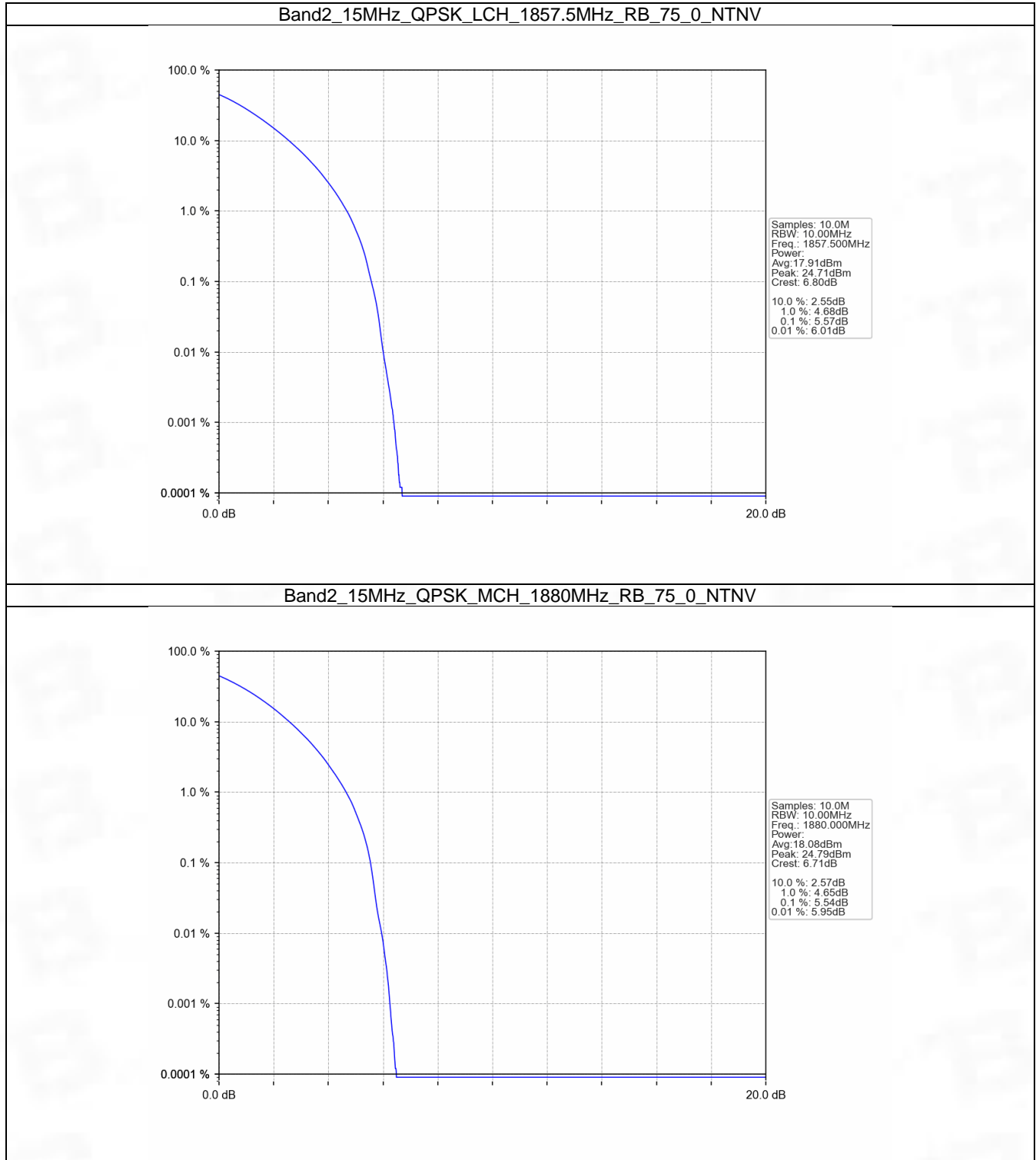


5.5 B2_15MHz

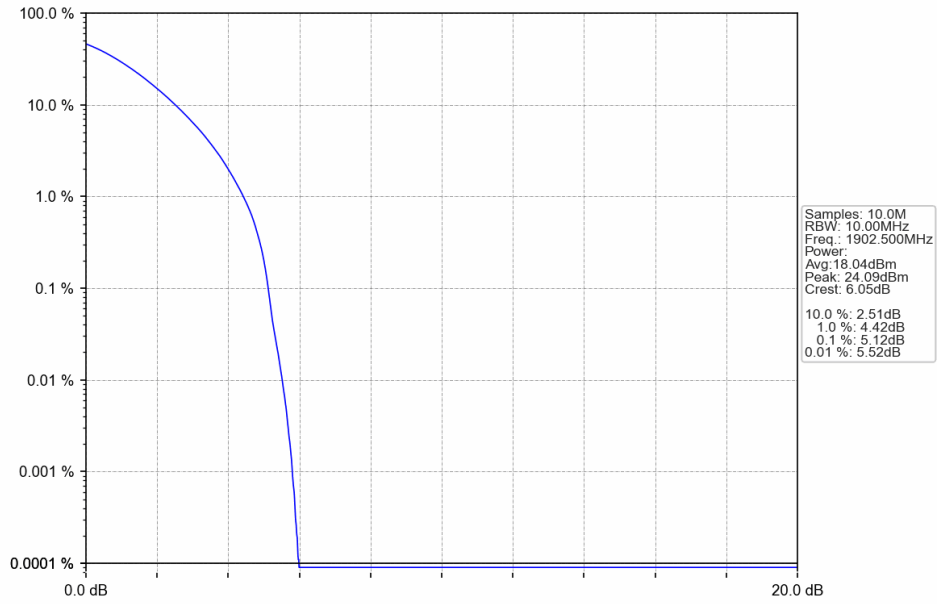
5.5.1 Test Result

Band: 2 / Bandwidth: 15MHz / NTV						
Modulation	Frequency (MHz)	RB Allocation		Peak-Average Ratio (dB)		Verdict
		Size	Offset	Result	Limit	
QPSK	1857.5	75	0	5.57	<=13	Pass
	1880	75	0	5.54	<=13	Pass
	1902.5	75	0	5.12	<=13	Pass
16QAM	1857.5	75	0	6.24	<=13	Pass
	1880	75	0	6.27	<=13	Pass
	1902.5	75	0	5.95	<=13	Pass

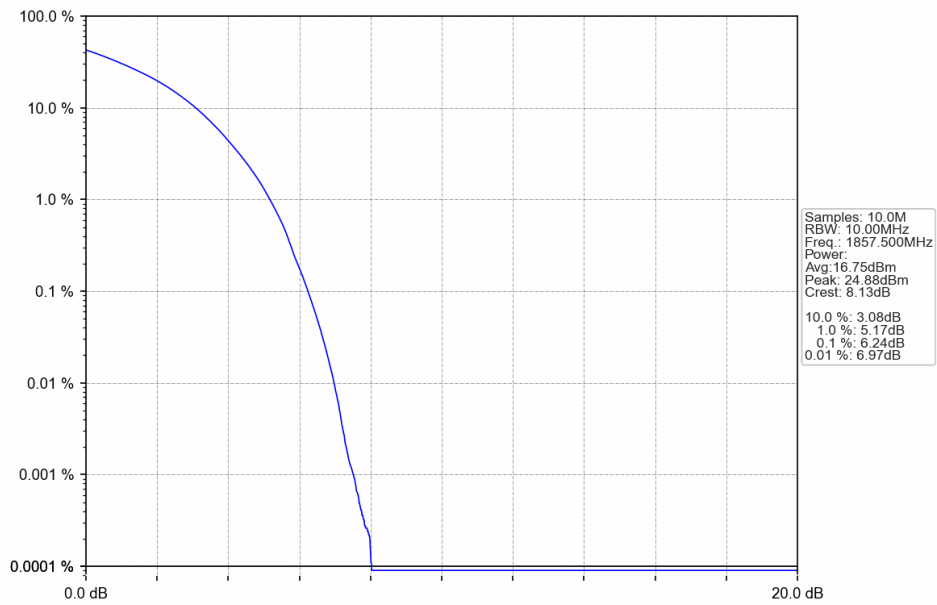
5.5.2 Test Graph



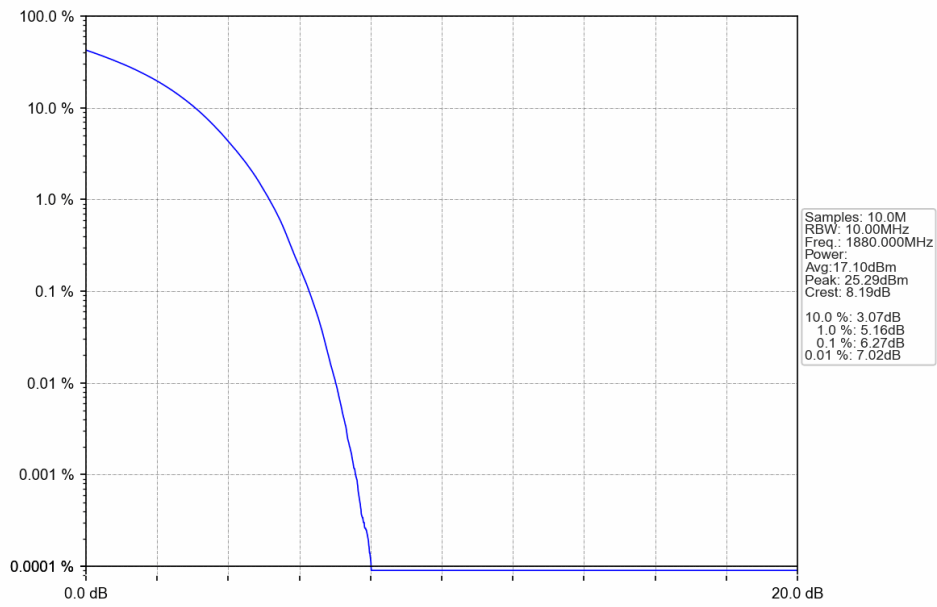
Band2_15MHz_QPSK_HCH_1902.5MHz_RB_75_0_NTNV



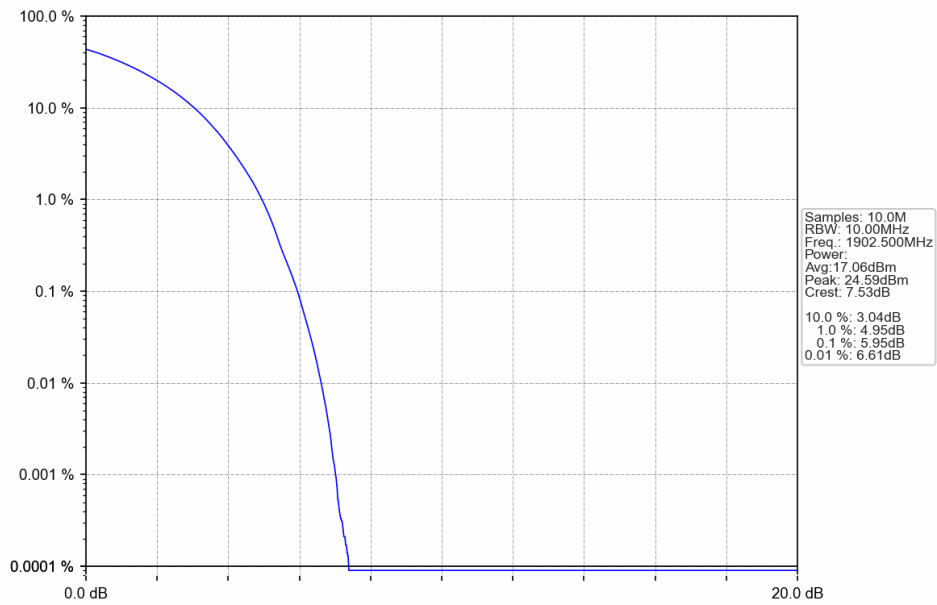
Band2_15MHz_16QAM_LCH_1857.5MHz_RB_75_0_NTNV



Band2_15MHz_16QAM_MCH_1880MHz_RB_75_0_NTNV



Band2_15MHz_16QAM_HCH_1902.5MHz_RB_75_0_NTNV

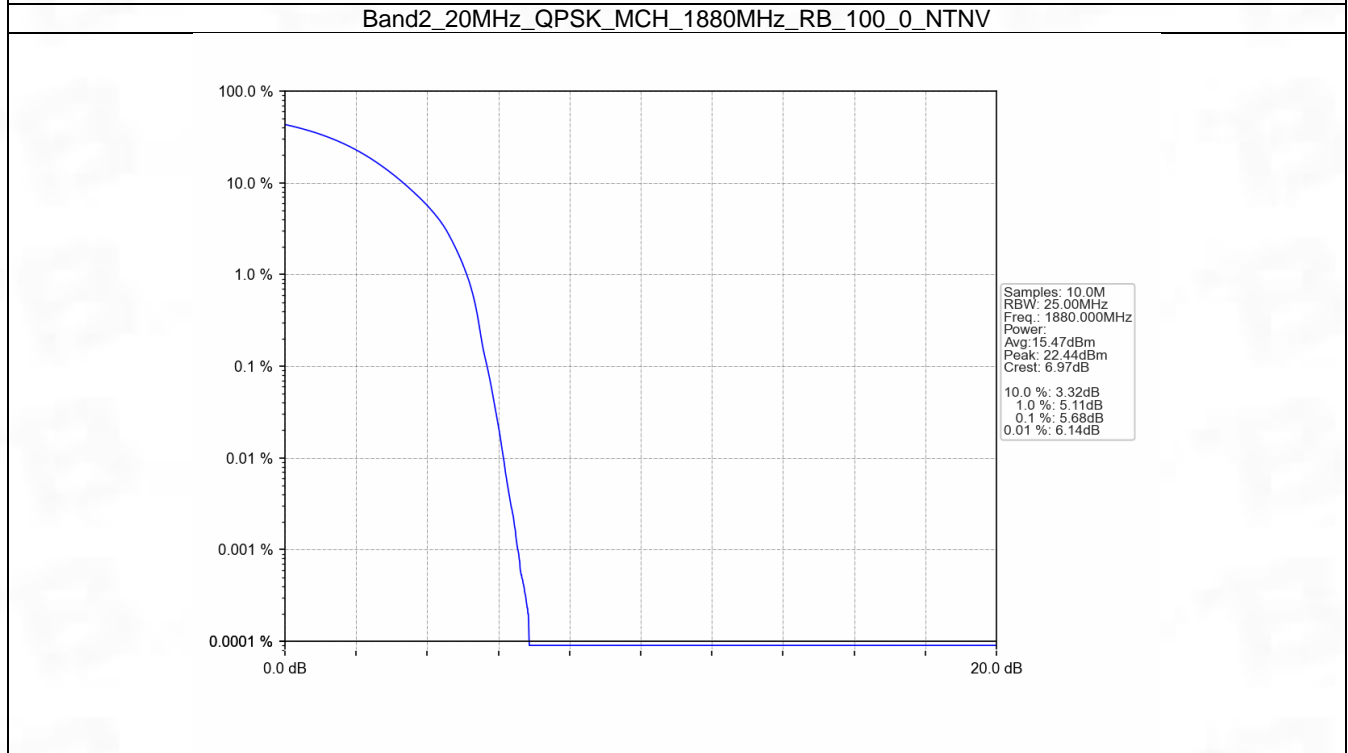
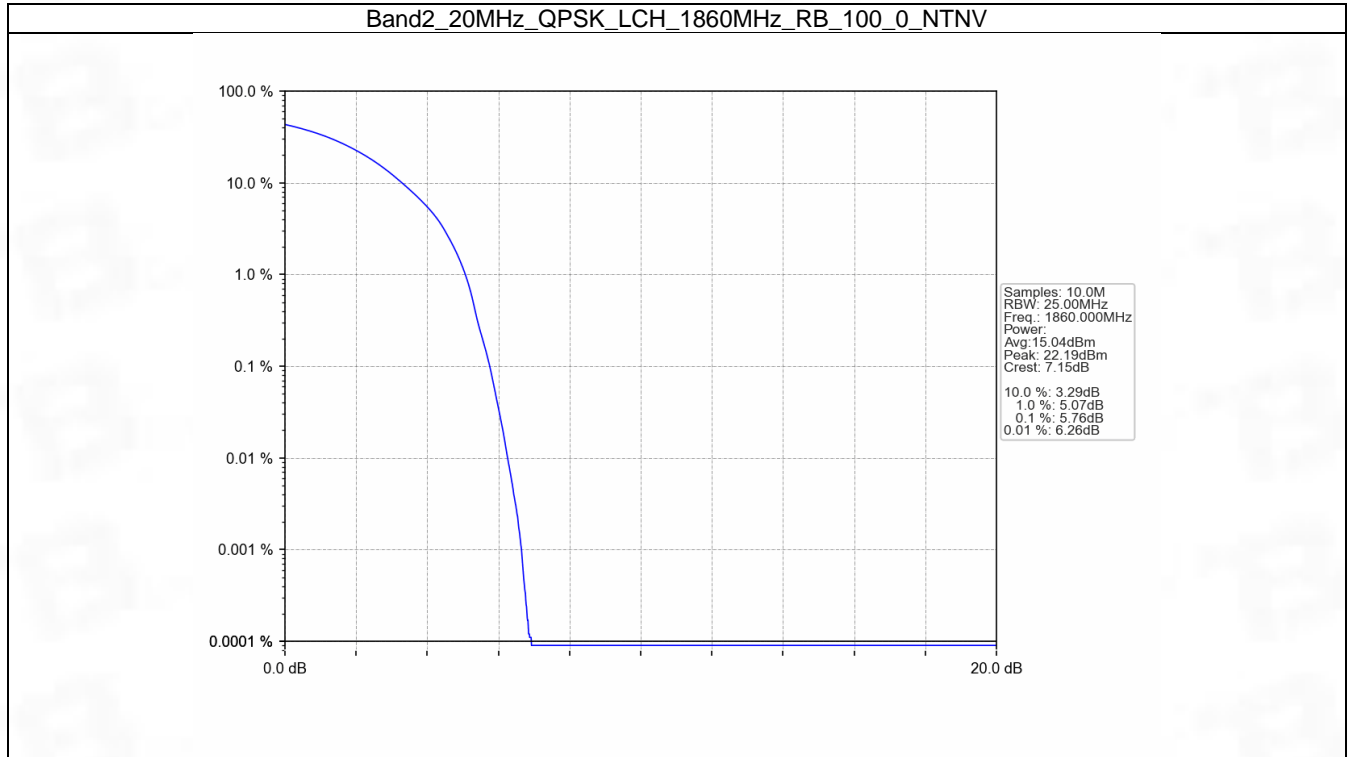


5.6 B2_20MHz

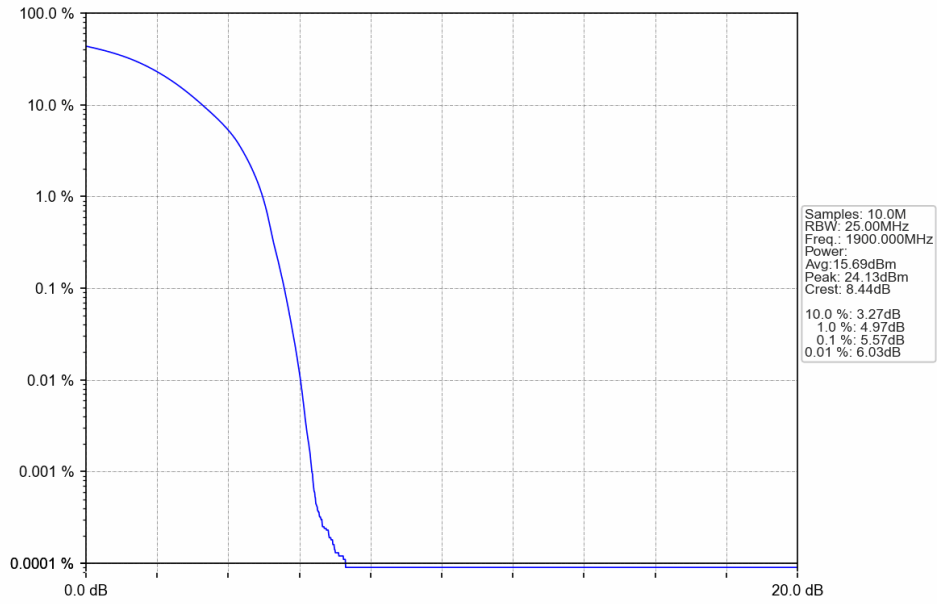
5.6.1 Test Result

Band: 2 / Bandwidth: 20MHz / NTV						
Modulation	Frequency (MHz)	RB Allocation		Peak-Average Ratio (dB)		Verdict
		Size	Offset	Result	Limit	
QPSK	1860	100	0	5.76	<=13	Pass
	1880	100	0	5.68	<=13	Pass
	1900	100	0	5.57	<=13	Pass
16QAM	1860	100	0	6.67	<=13	Pass
	1880	100	0	6.70	<=13	Pass
	1900	100	0	6.59	<=13	Pass

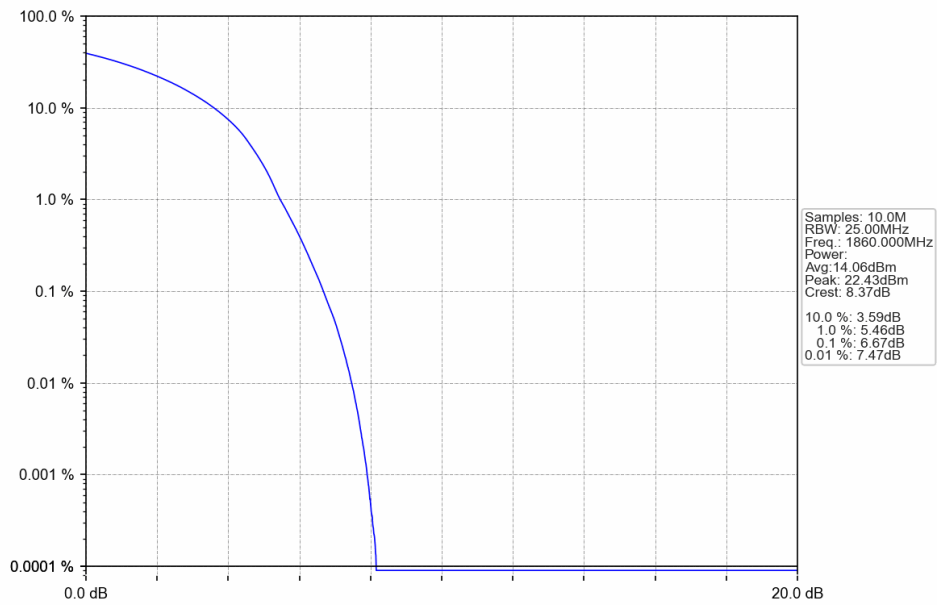
5.6.2 Test Graph



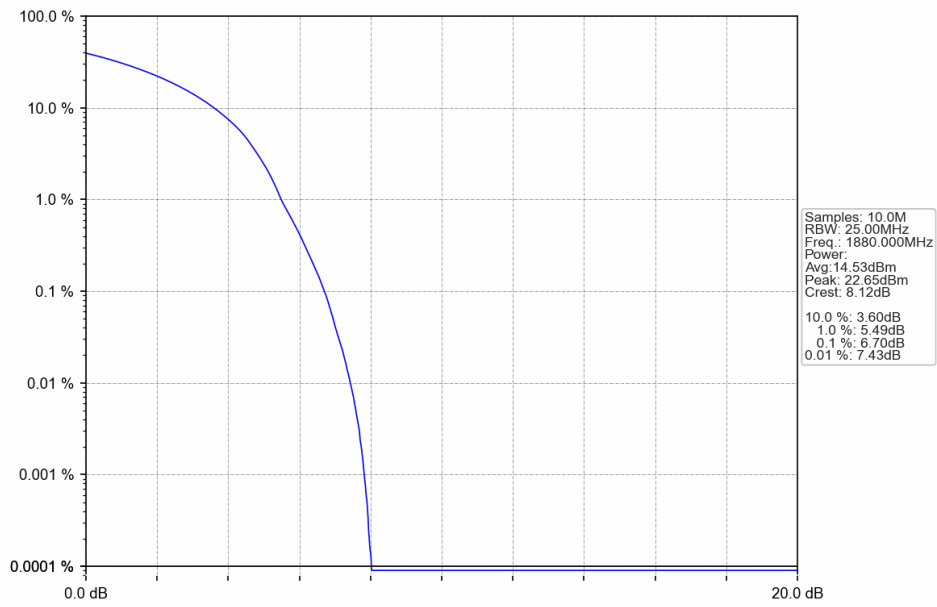
Band2_20MHz_QPSK_HCH_1900MHz_RB_100_0_NTNV



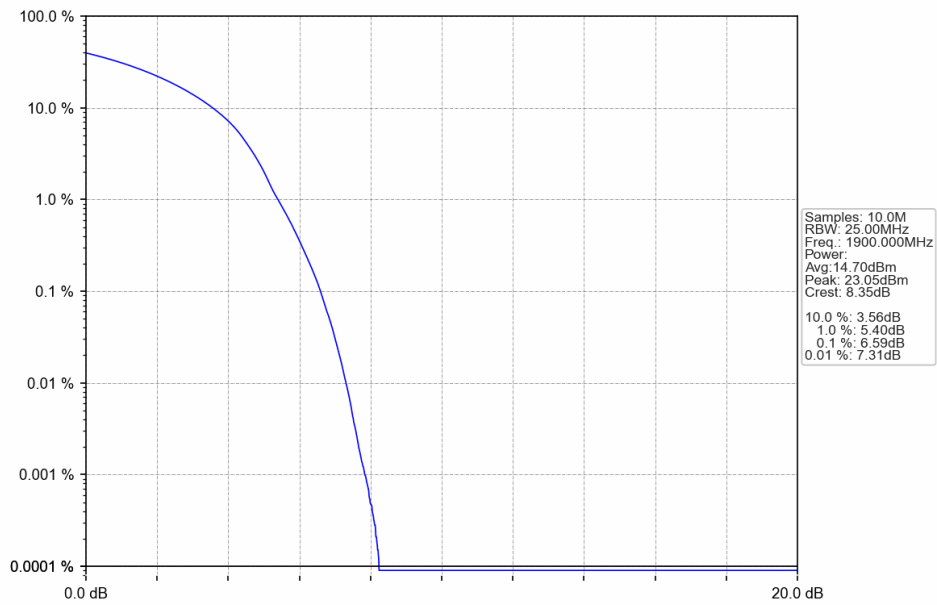
Band2_20MHz_16QAM_LCH_1860MHz_RB_100_0_NTNV



Band2_20MHz_16QAM_MCH_1880MHz_RB_100_0_NTNV



Band2_20MHz_16QAM_HCH_1900MHz_RB_100_0_NTNV



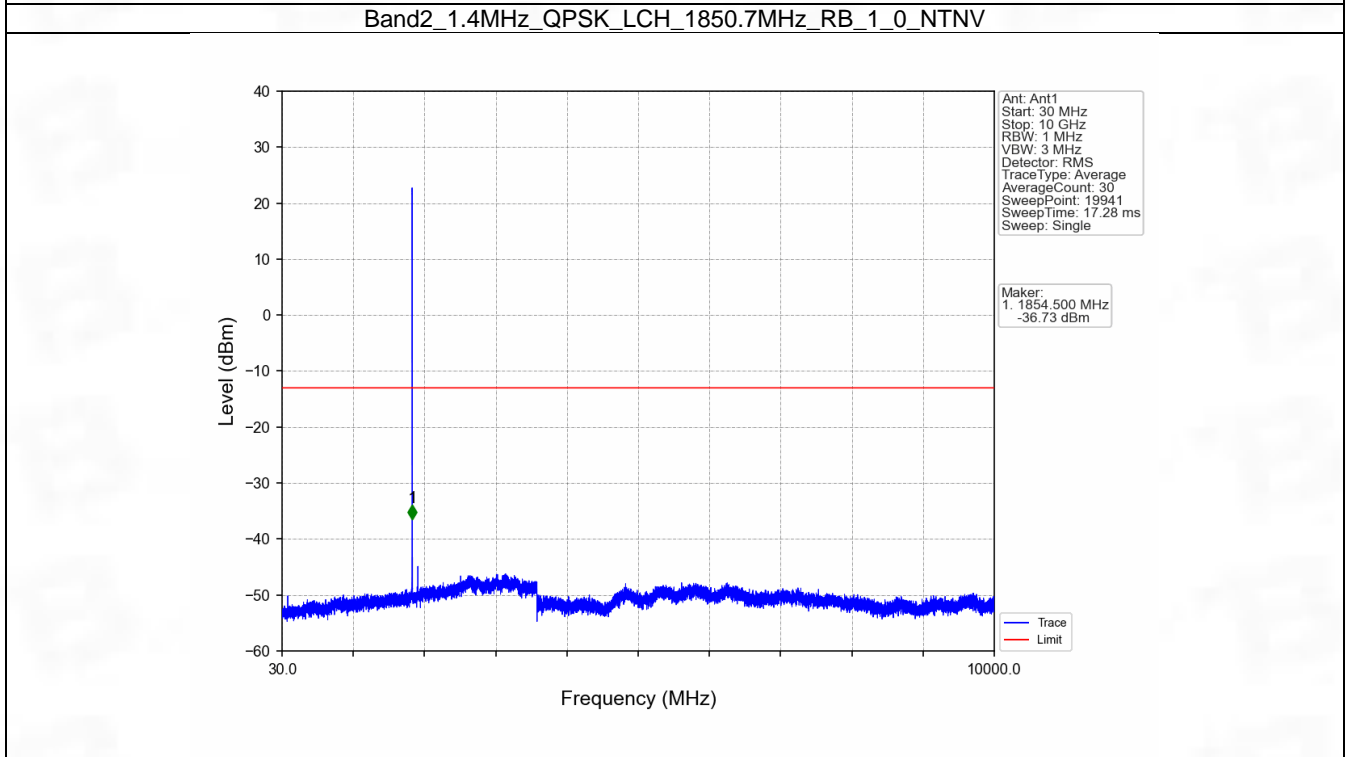
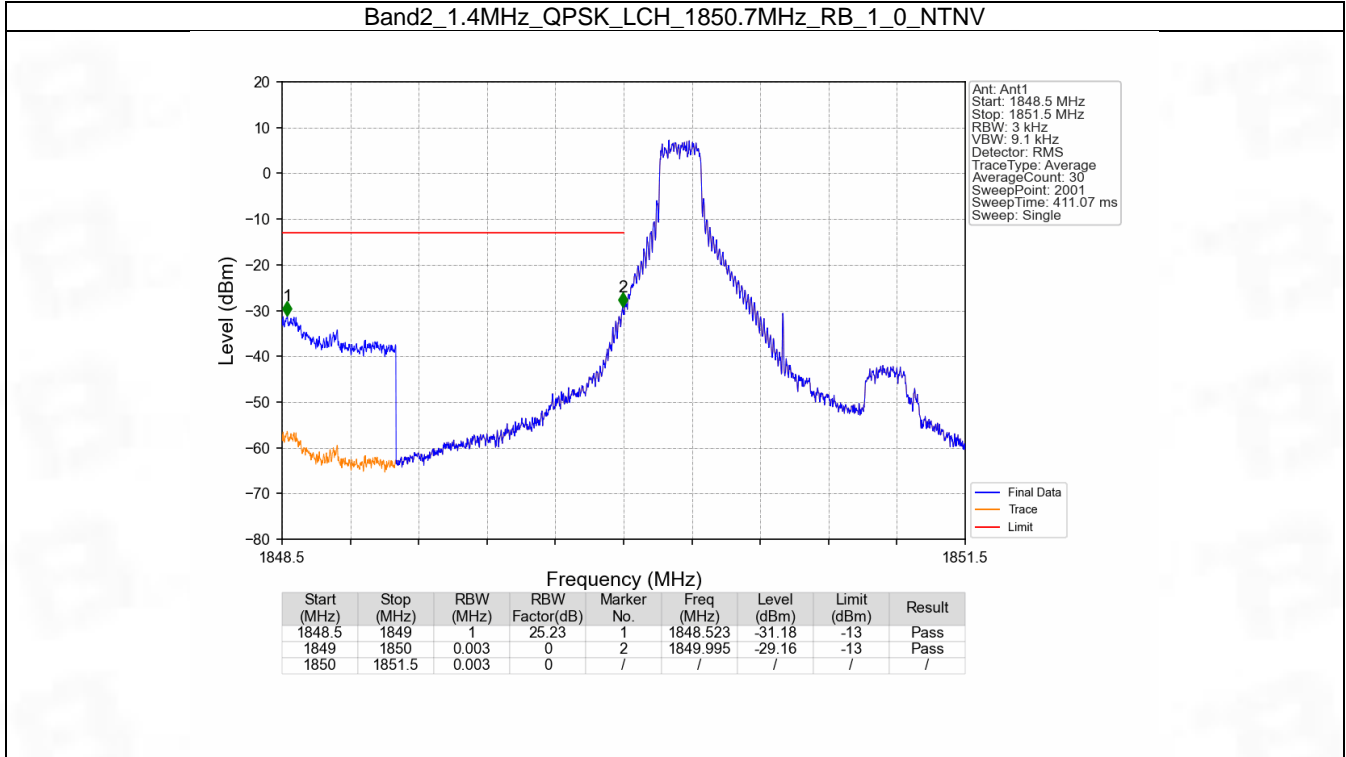
6. Spurious Emission

6.1 B2_1.4MHz

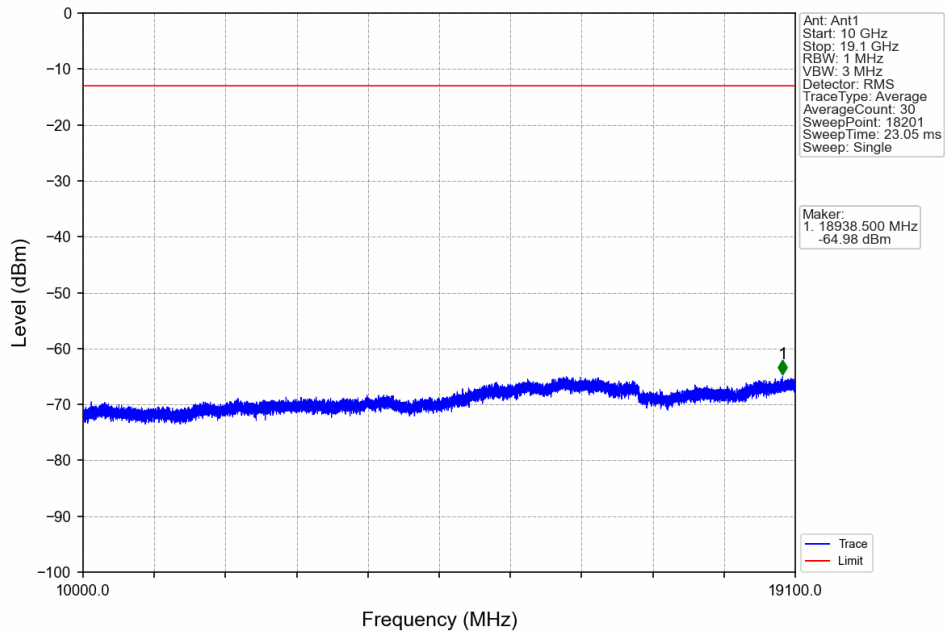
6.1.1 Test Result

Band: 2 / Bandwidth: 1.4MHz / NTV							
Modulation	Frequency (MHz)	RB Allocation		Spurious Emission		Verdict	
		Size	Offset	Result	Limit		
QPSK	1850.7	1	0	Refer To Test Graph		Pass	
		6	0	Refer To Test Graph		Pass	
	1909.3	1880	1	0	Refer To Test Graph		Pass
			1	5	Refer To Test Graph		Pass
		6	0	Refer To Test Graph		Pass	
			0	Refer To Test Graph		Pass	
16QAM	1850.7	1	0	Refer To Test Graph		Pass	
		6	0	Refer To Test Graph		Pass	
	1909.3	1880	1	0	Refer To Test Graph		Pass
			1	5	Refer To Test Graph		Pass
		6	0	Refer To Test Graph		Pass	
			0	Refer To Test Graph		Pass	

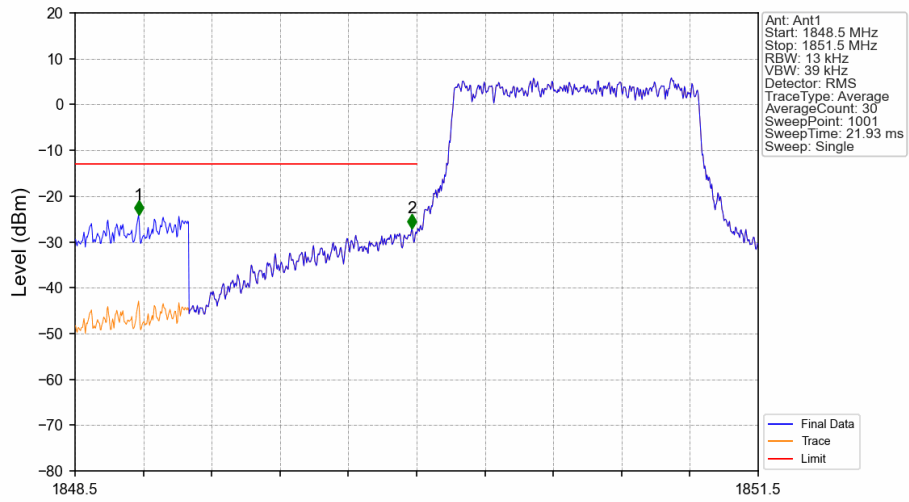
6.1.2 Test Graph



Band2_1.4MHz_QPSK_LCH_1850.7MHz_RB_1_0_NTNV

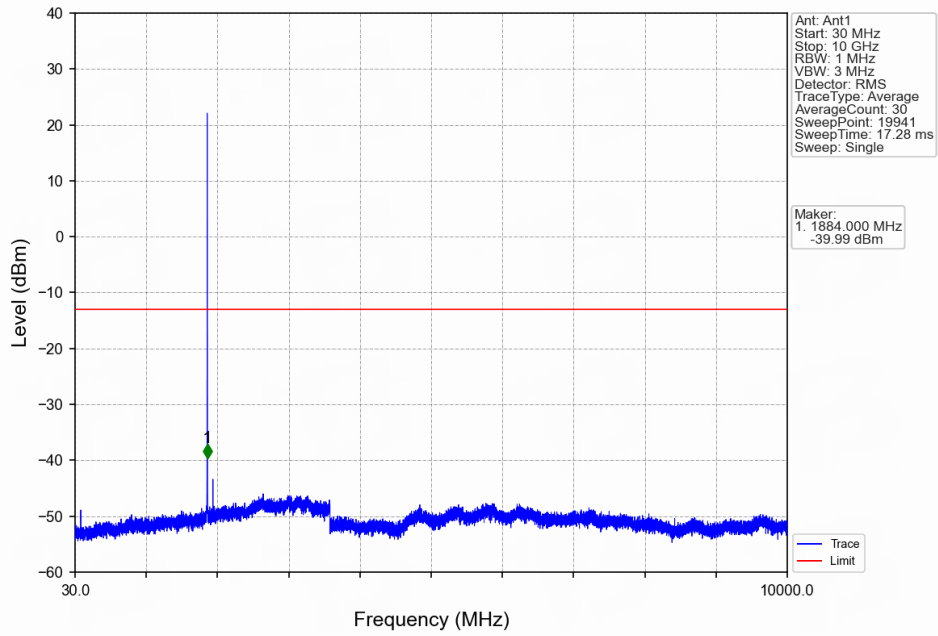


Band2_1.4MHz_QPSK_LCH_1850.7MHz_RB_6_0_NTNV

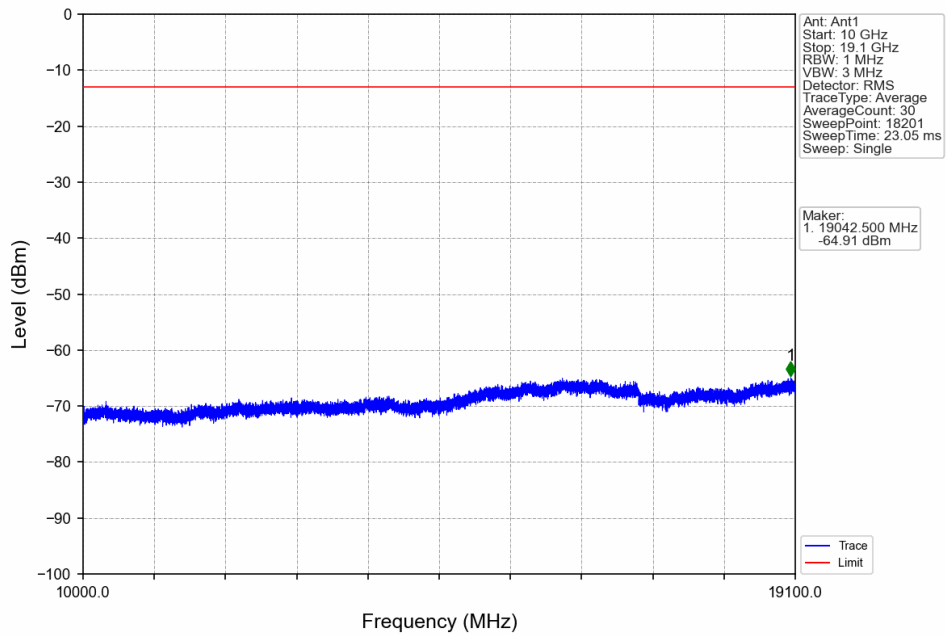


Start (MHz)	Stop (MHz)	RBW (MHz)	RBW Factor(dB)	Marker No.	Freq (MHz)	Level (dBm)	Limit (dBm)	Result
1848.5	1849	1	18.86	1	1848.779	-24.07	-13	Pass
1849	1850	0.013	0	2	1849.979	-27.02	-13	Pass
1850	1851.5	0.013	0	/	/	/	/	/

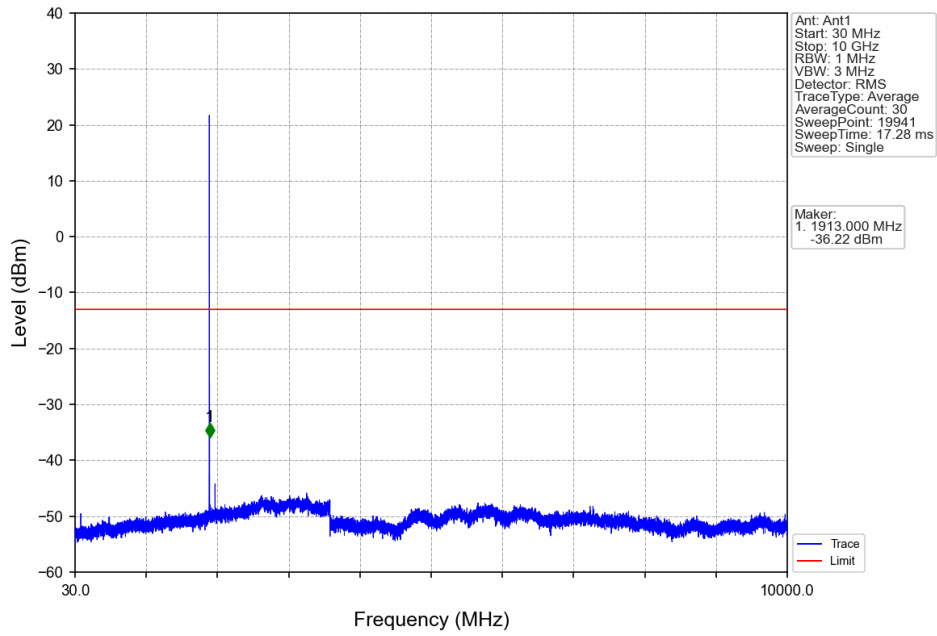
Band2_1.4MHz_QPSK_MCH_1880MHz_RB_1_0_NTNV



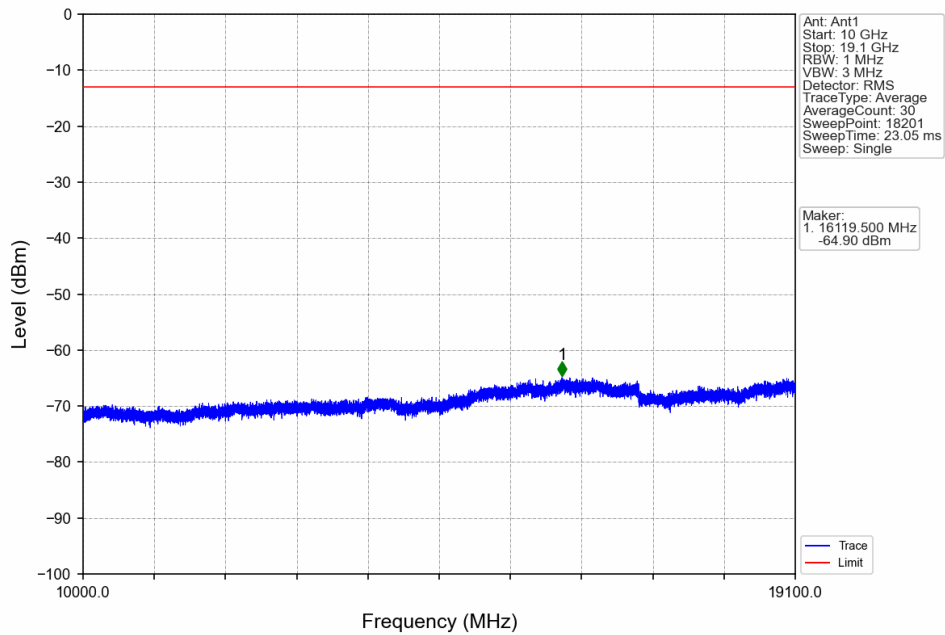
Band2_1.4MHz_QPSK_MCH_1880MHz_RB_1_0_NTNV



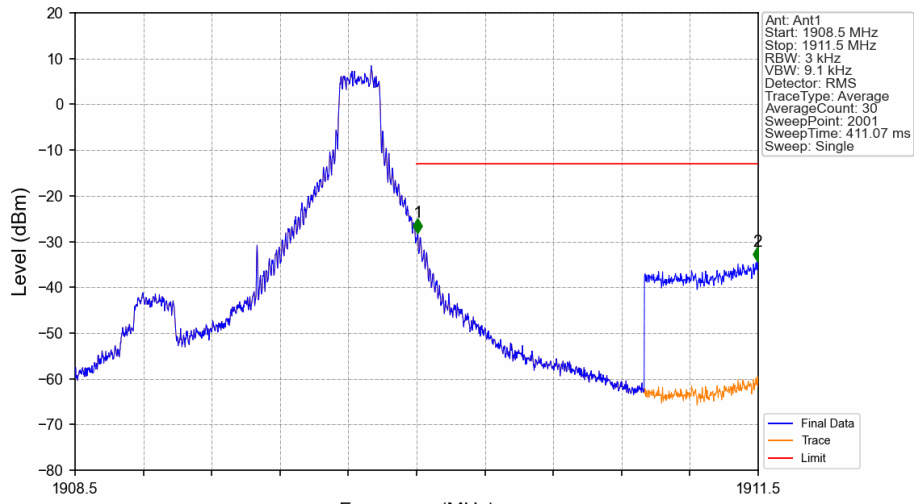
Band2_1.4MHz_QPSK_HCH_1909.3MHz_RB_1_0_NTNV



Band2_1.4MHz_QPSK_HCH_1909.3MHz_RB_1_0_NTNV

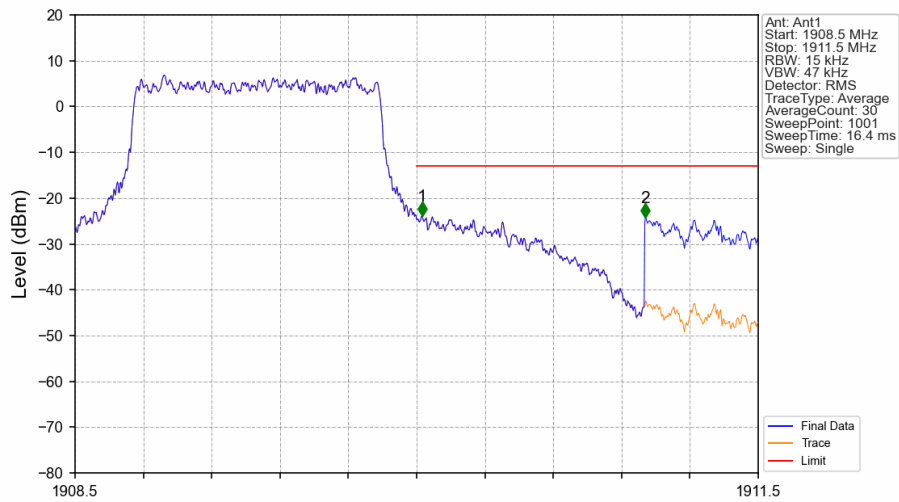


Band2_1.4MHz_QPSK_HCH_1909.3MHz_RB_1_5_NTNV



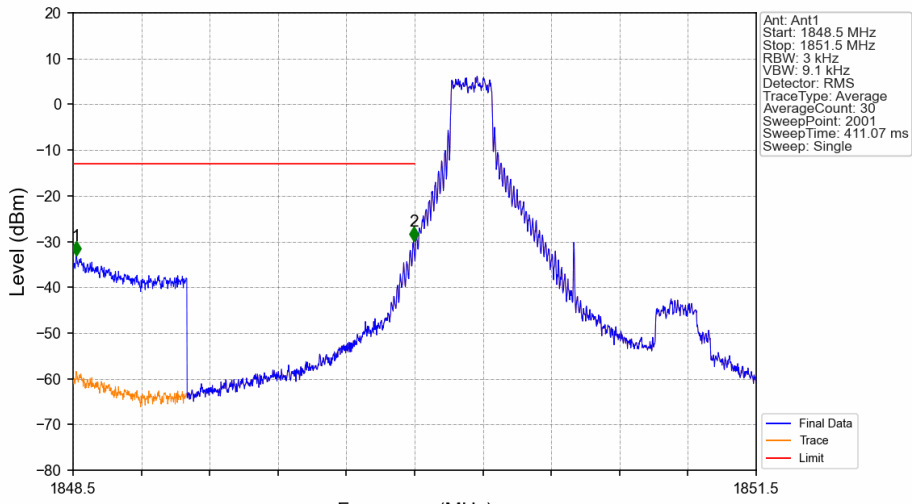
Start (MHz)	Stop (MHz)	RBW (MHz)	RBW Factor(dB)	Marker No.	Freq (MHz)	Level (dBm)	Limit (dBm)	Result
1908.5	1910	0.003	0	/	/	/	/	/
1910	1911	0.003	0	1	1910.005	-28.09	-13	Pass
1911	1911.5	1	25.23	2	1911.497	-34.29	-13	Pass

Band2_1.4MHz_QPSK_HCH_1909.3MHz_RB_6_0_NTNV



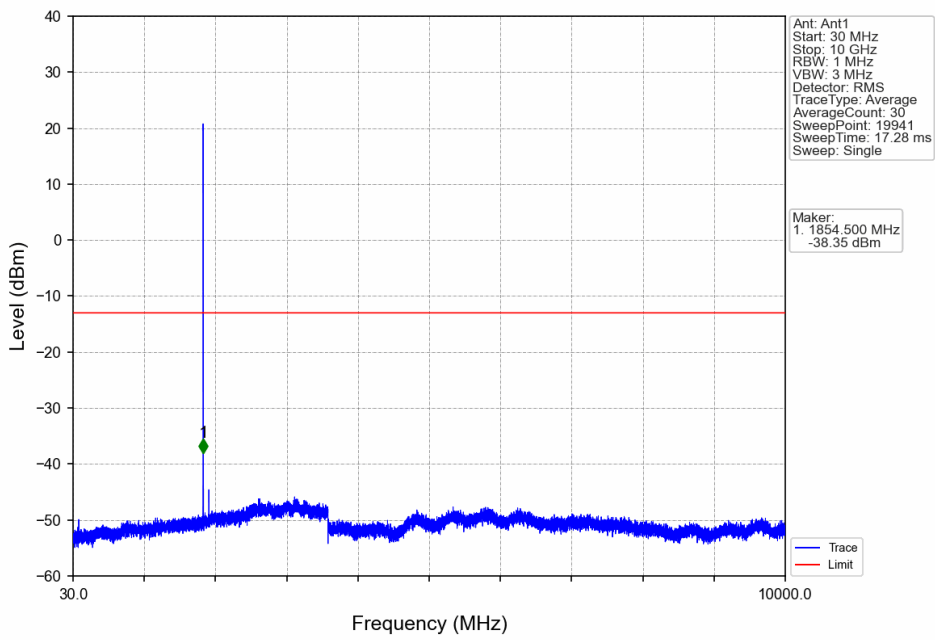
Start (MHz)	Stop (MHz)	RBW (MHz)	RBW Factor(dB)	Marker No.	Freq (MHz)	Level (dBm)	Limit (dBm)	Result
1908.5	1910	0.015	0	/	/	/	/	/
1910	1911	0.015	0	1	1910.024	-24.00	-13	Pass
1911	1911.5	1	18.24	2	1911.005	-24.23	-13	Pass

Band2_1.4MHz_16QAM_LCH_1850.7MHz_RB_1_0_NTNV

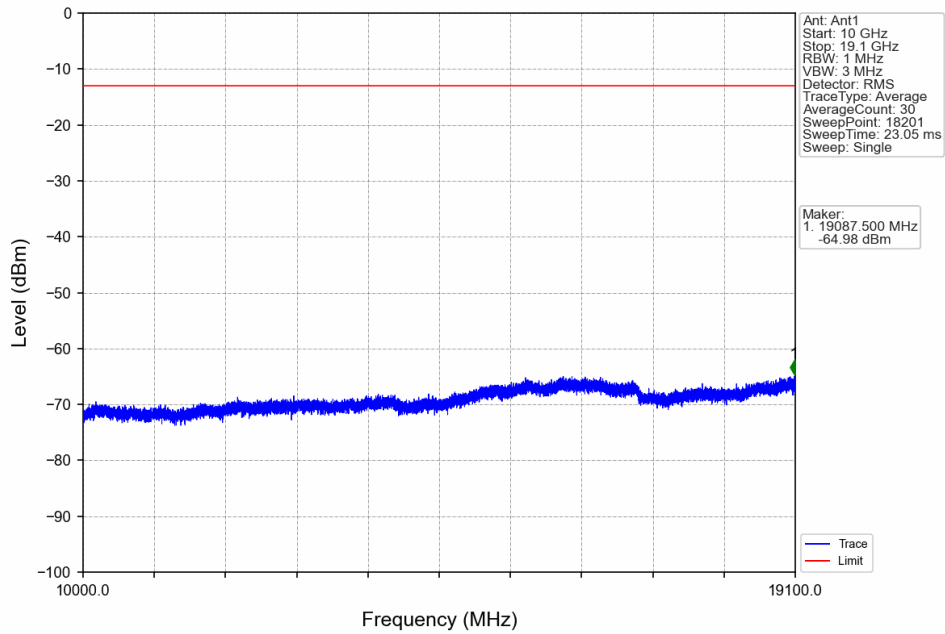


Start (MHz)	Stop (MHz)	RBW (MHz)	RBW Factor(dB)	Marker No.	Freq (MHz)	Level (dBm)	Limit (dBm)	Result
1848.5	1849	1	25.23	1	1848.514	-33.13	-13	Pass
1849	1850	0.003	0	2	1849.995	-29.87	-13	Pass
1850	1851.5	0.003	0	/	/	/	/	/

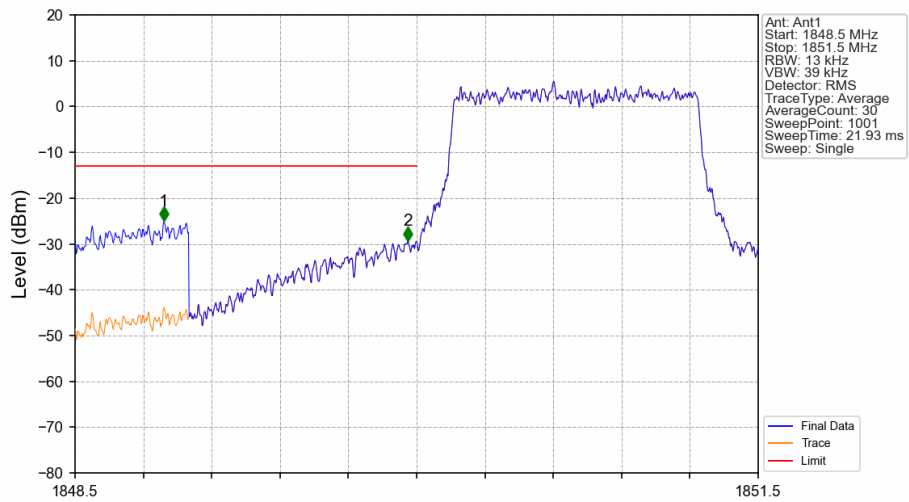
Band2_1.4MHz_16QAM_LCH_1850.7MHz_RB_1_0_NTNV



Band2_1.4MHz_16QAM_LCH_1850.7MHz_RB_1_0_NTNV

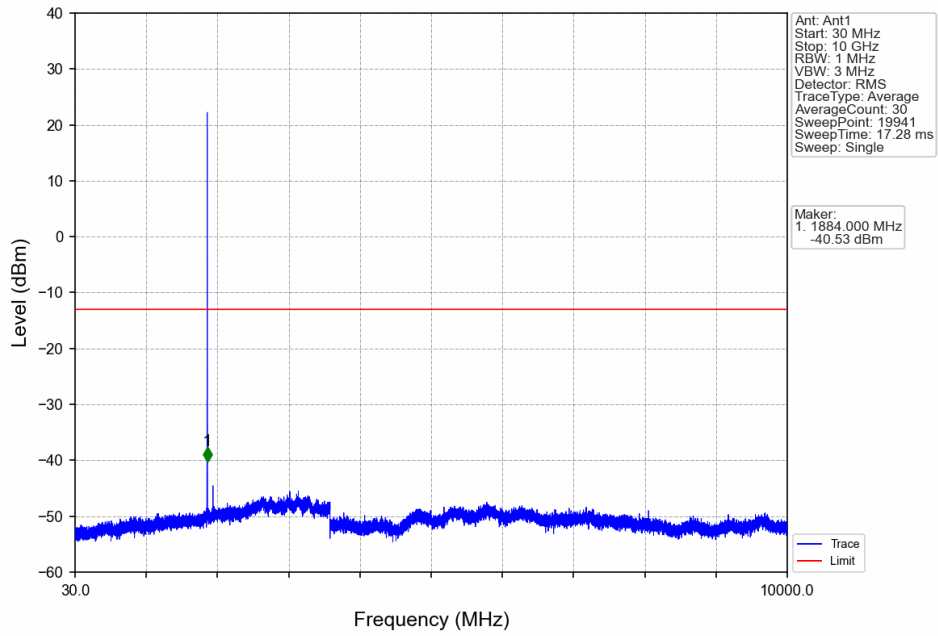


Band2_1.4MHz_16QAM_LCH_1850.7MHz_RB_6_0_NTNV

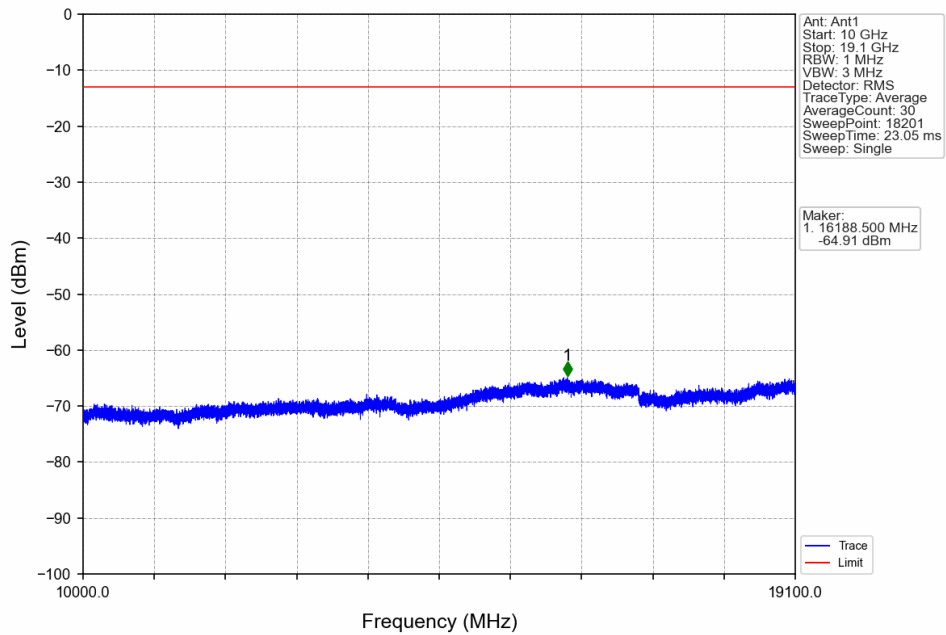


Start (MHz)	Stop (MHz)	RBW (MHz)	RBW Factor(dB)	Marker No.	Freq (MHz)	Level (dBm)	Limit (dBm)	Result
1848.5	1849	1	18.86	1	1848.890	-24.99	-13	Pass
1849	1850	0.013	0	2	1849.961	-29.32	-13	Pass
1850	1851.5	0.013	0	/	/	/	/	/

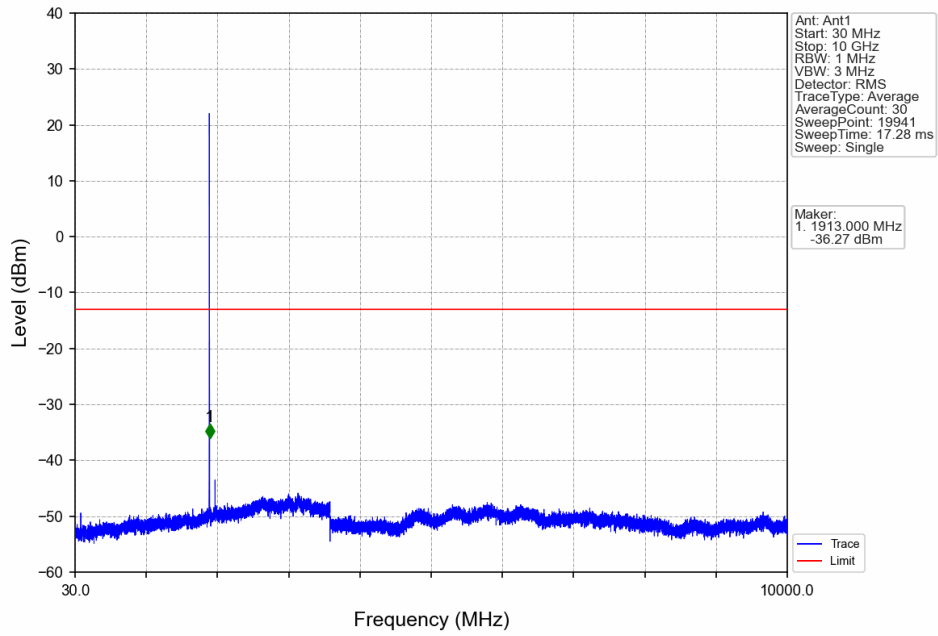
Band2_1.4MHz_16QAM_MCH_1880MHz_RB_1_0_NTNV



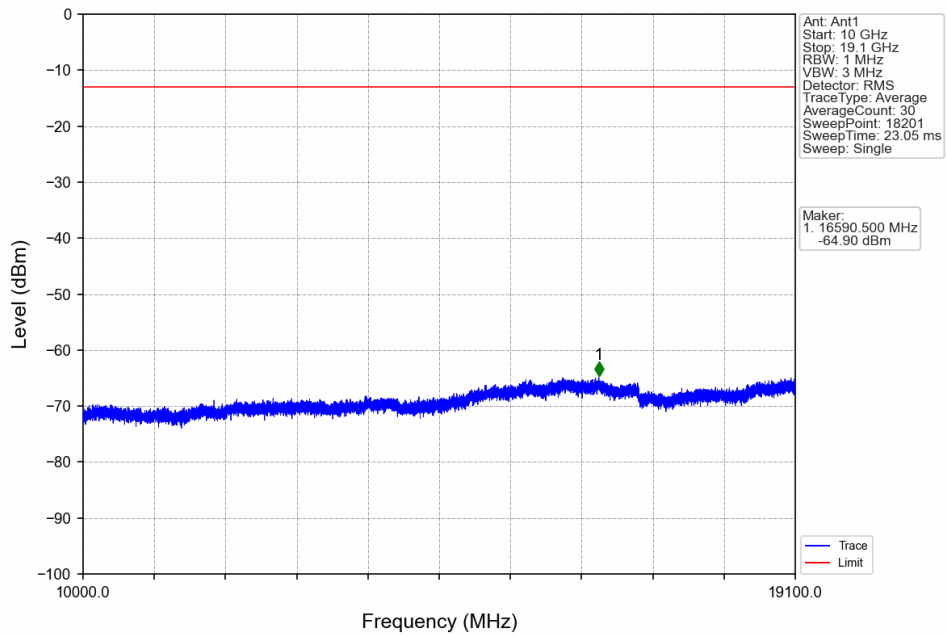
Band2_1.4MHz_16QAM_MCH_1880MHz_RB_1_0_NTNV



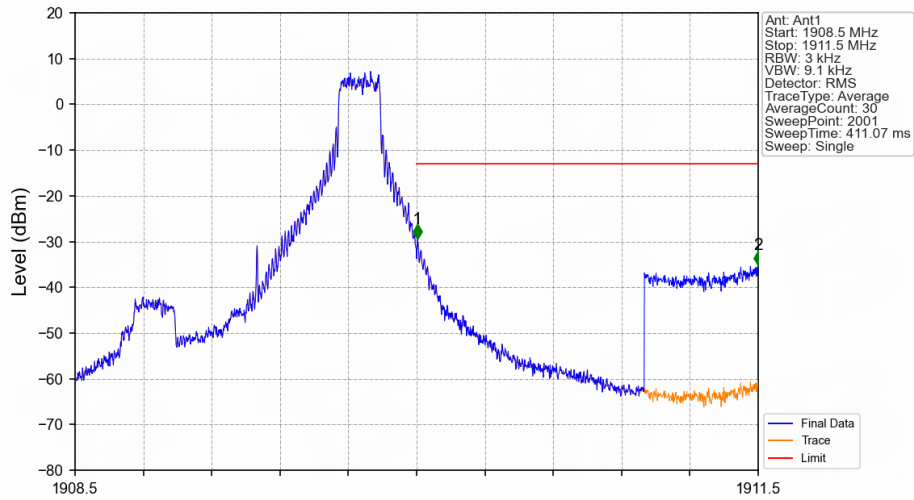
Band2_1.4MHz_16QAM_HCH_1909.3MHz_RB_1_0_NTNV



Band2_1.4MHz_16QAM_HCH_1909.3MHz_RB_1_0_NTNV

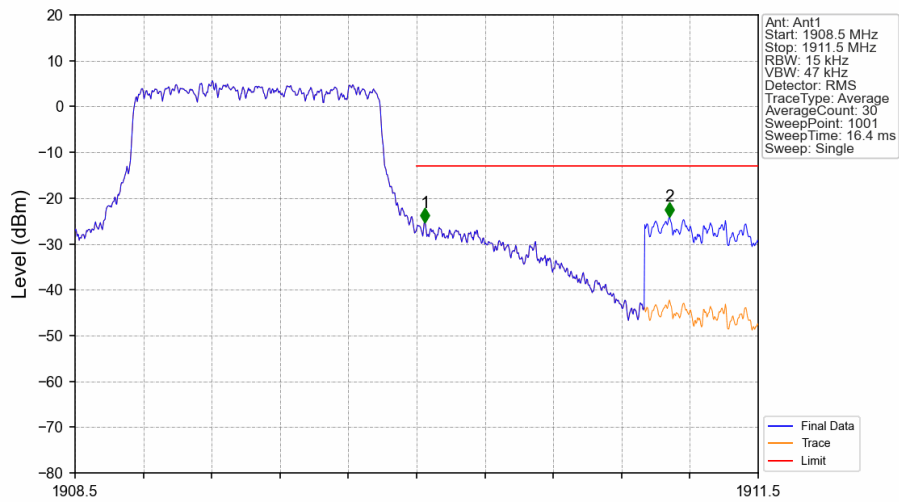


Band2_1.4MHz_16QAM_HCH_1909.3MHz_RB_1_5_NTNV



Start (MHz)	Stop (MHz)	RBW (MHz)	RBW Factor(dB)	Marker No.	Freq (MHz)	Level (dBm)	Limit (dBm)	Result
1908.5	1910	0.003	0	/	/	/	/	/
1910	1911	0.003	0	1	1910.003	-29.43	-13	Pass
1911	1911.5	1	25.23	2	1911.500	-35.11	-13	Pass

Band2_1.4MHz_16QAM_HCH_1909.3MHz_RB_6_0_NTNV



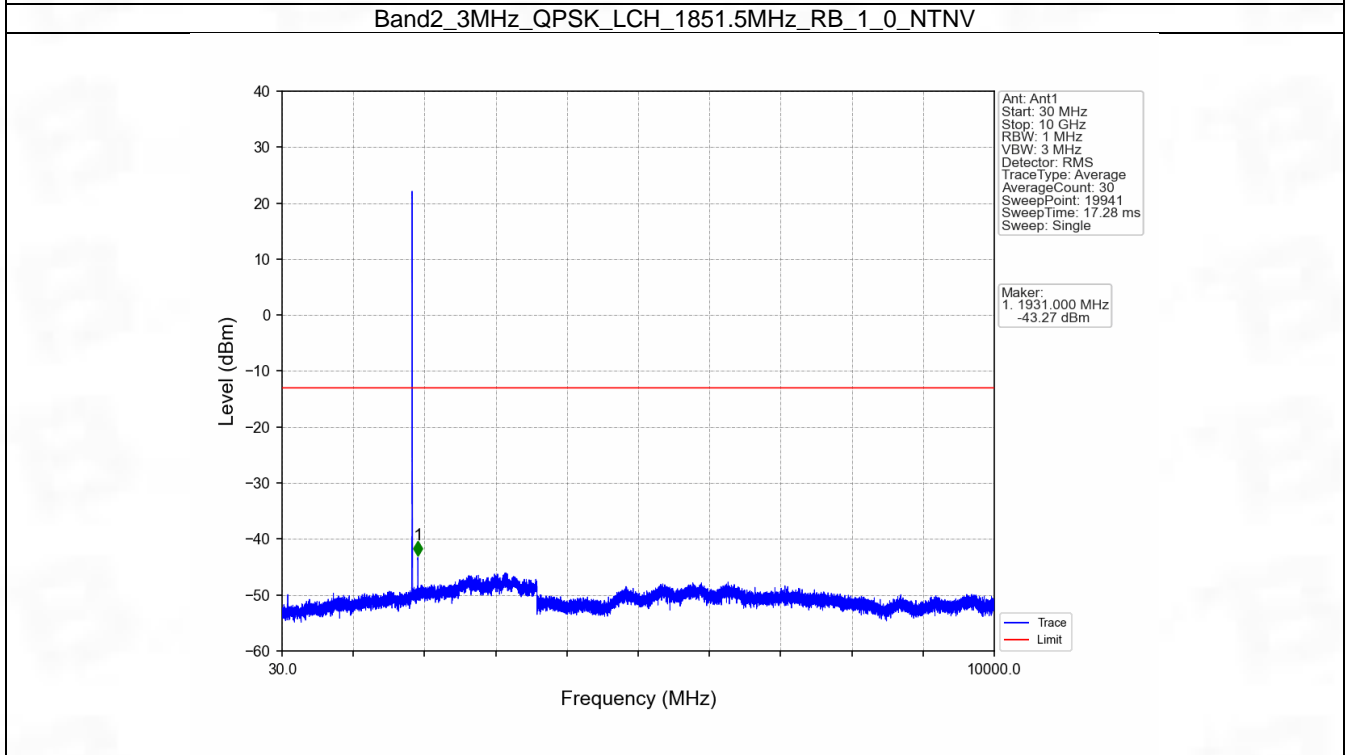
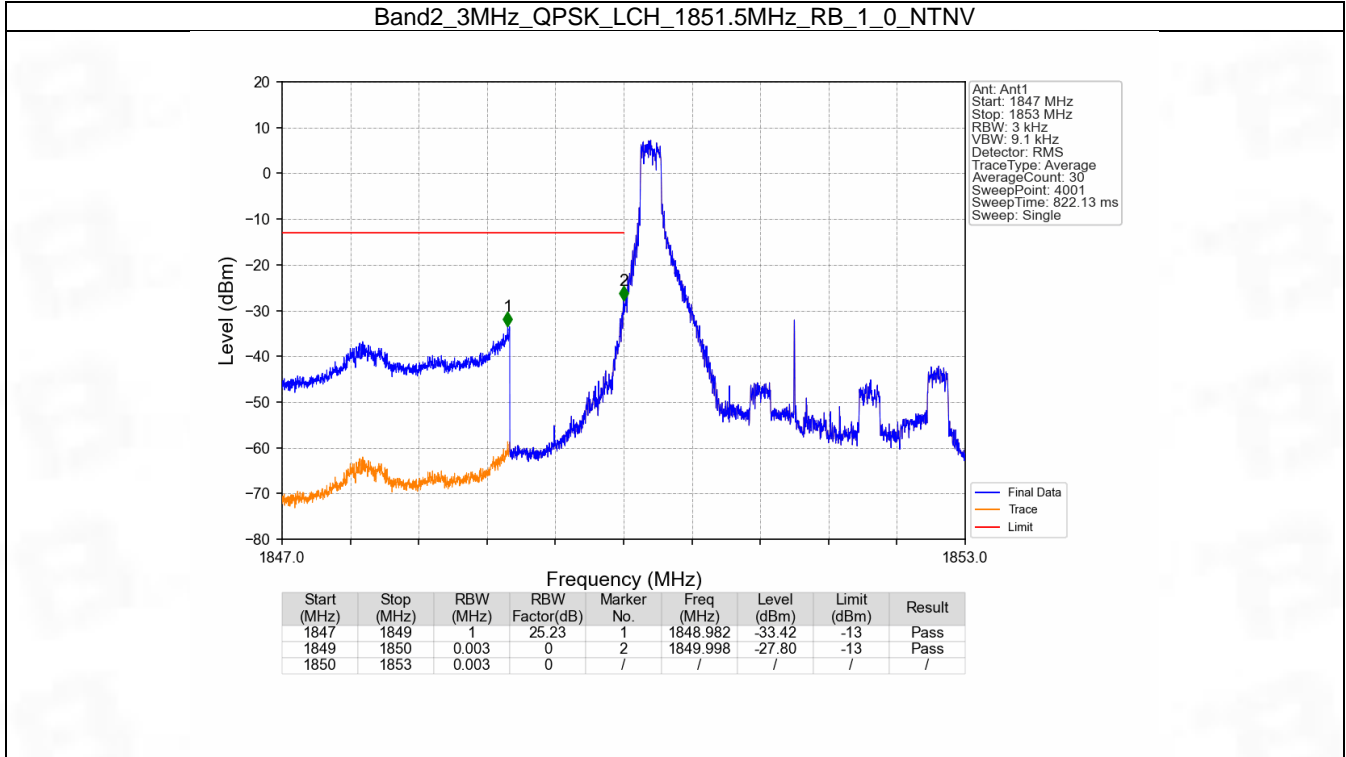
Start (MHz)	Stop (MHz)	RBW (MHz)	RBW Factor(dB)	Marker No.	Freq (MHz)	Level (dBm)	Limit (dBm)	Result
1908.5	1910	0.015	0	/	/	/	/	/
1910	1911	0.015	0	1	1910.036	-25.34	-13	Pass
1911	1911.5	1	18.24	2	1911.110	-24.00	-13	Pass

6.2 B2_3MHz

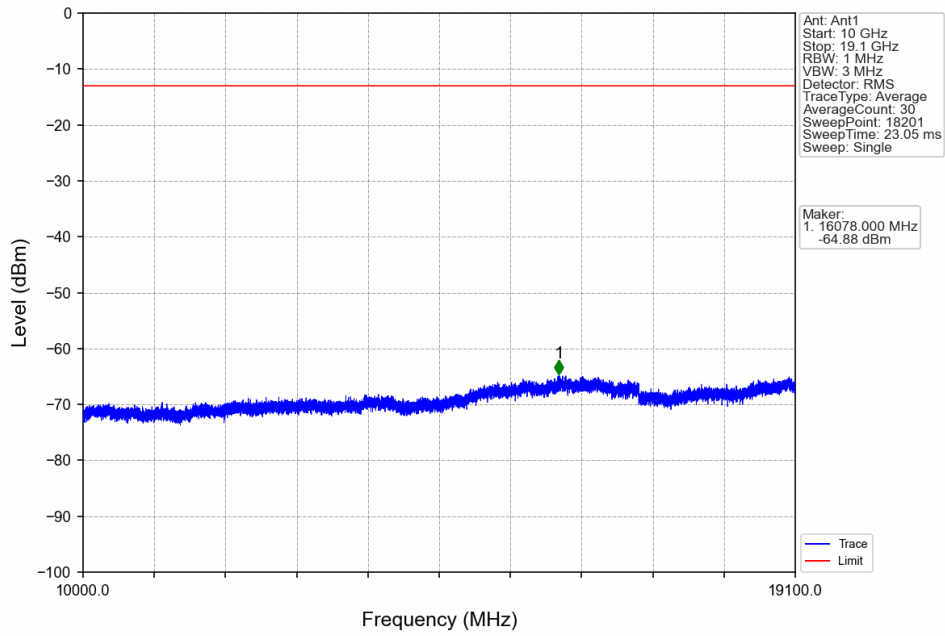
6.2.1 Test Result

Band: 2 / Bandwidth: 3MHz / NTV						
Modulation	Frequency (MHz)	RB Allocation		Spurious Emission		Verdict
		Size	Offset	Result	Limit	
QPSK	1851.5	1	0	Refer To Test Graph		Pass
		15	0	Refer To Test Graph		Pass
	1880	1	0	Refer To Test Graph		Pass
	1908.5	1	0	Refer To Test Graph		Pass
			14	Refer To Test Graph		Pass
		15	0	Refer To Test Graph		Pass
16QAM	1851.5	1	0	Refer To Test Graph		Pass
		15	0	Refer To Test Graph		Pass
	1880	1	0	Refer To Test Graph		Pass
	1908.5	1	0	Refer To Test Graph		Pass
			14	Refer To Test Graph		Pass
		15	0	Refer To Test Graph		Pass

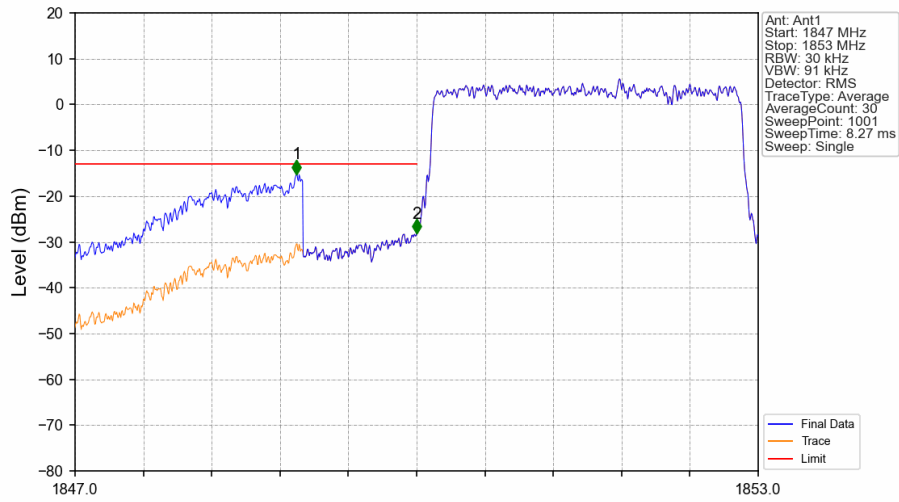
6.2.2 Test Graph



Band2_3MHz_QPSK_LCH_1851.5MHz_RB_1_0_NTNV

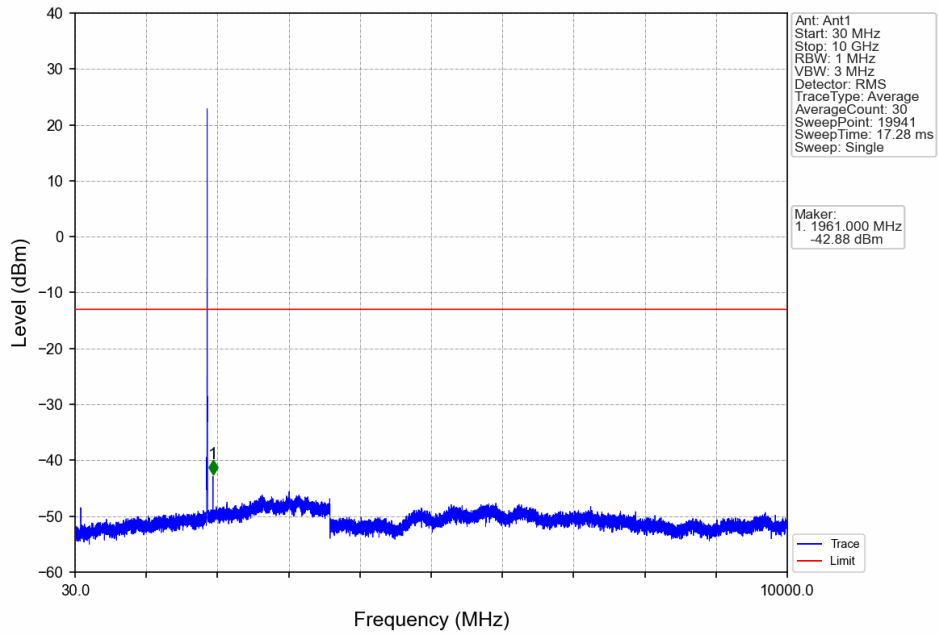


Band2_3MHz_QPSK_LCH_1851.5MHz_RB_15_0_NTNV

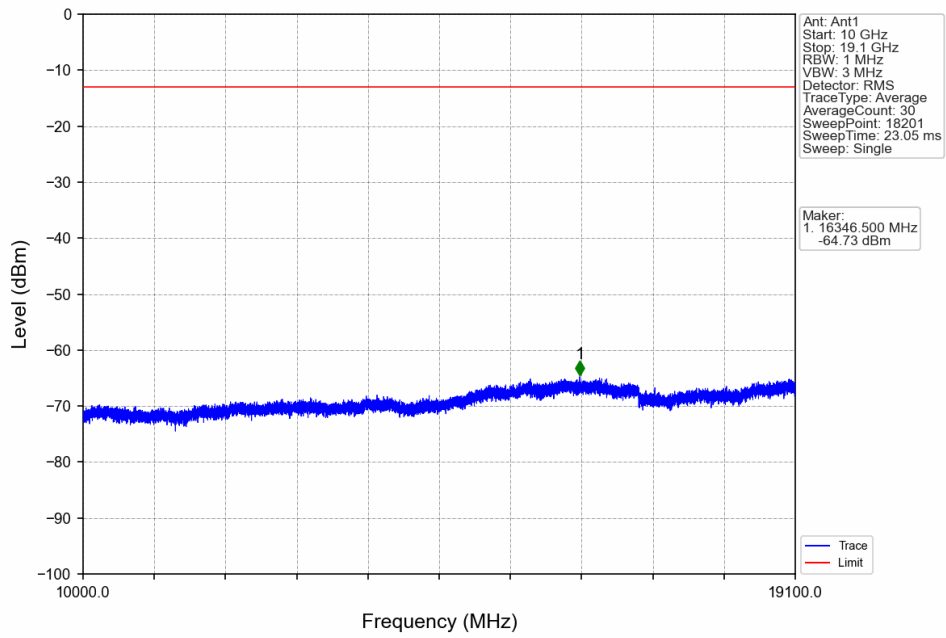


Start (MHz)	Stop (MHz)	RBW (MHz)	RBW Factor(dB)	Marker No.	Freq (MHz)	Level (dBm)	Limit (dBm)	Result
1847	1849	1	15.23	1	1848.944	-15.21	-13	Pass
1849	1850	0.03	0	2	1850.000	-28.16	-13	Pass
1850	1853	0.03	0	/	/	/	/	/

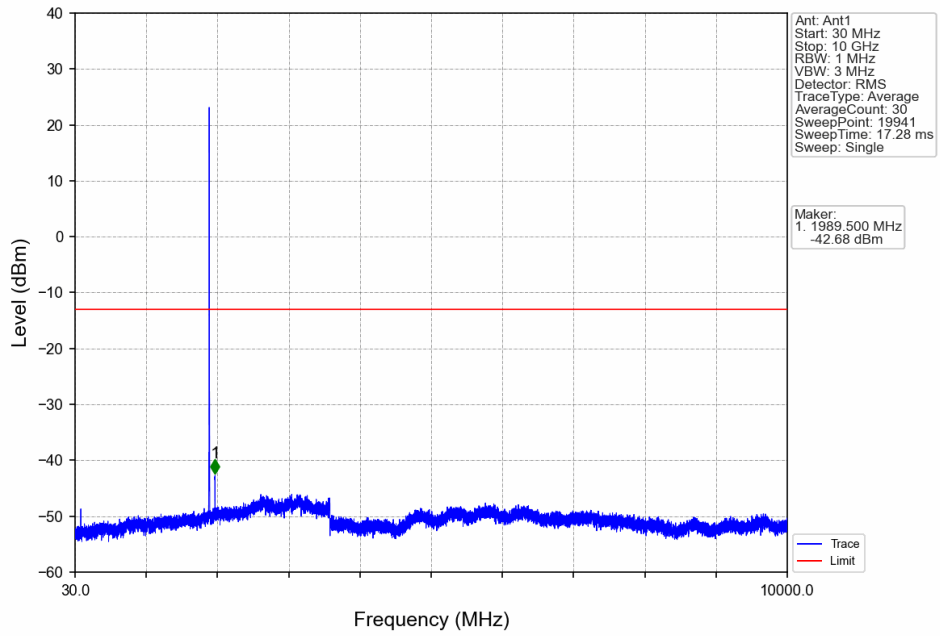
Band2_3MHz_QPSK_MCH_1880MHz_RB_1_0_NTNV



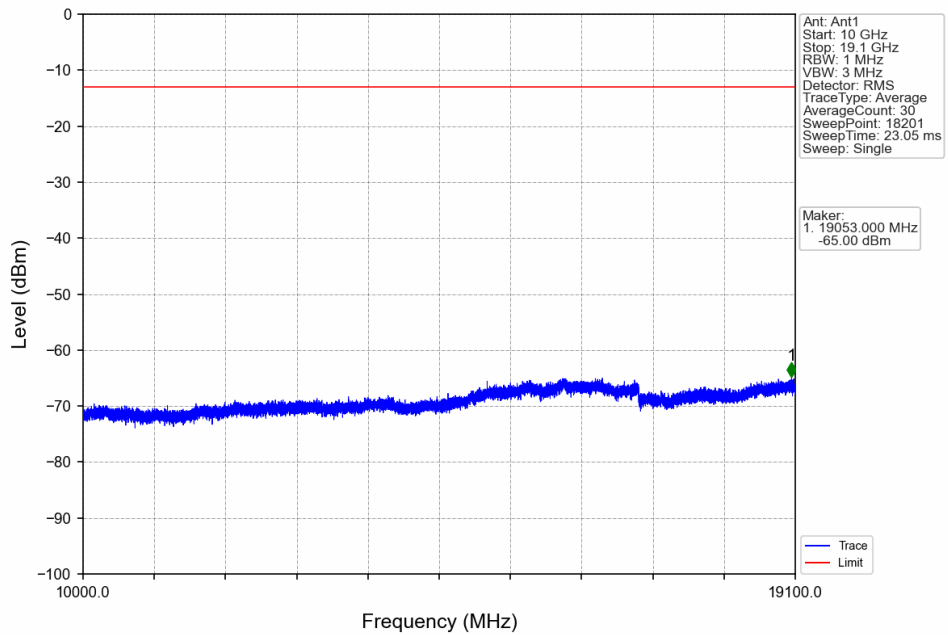
Band2_3MHz_QPSK_MCH_1880MHz_RB_1_0_NTNV



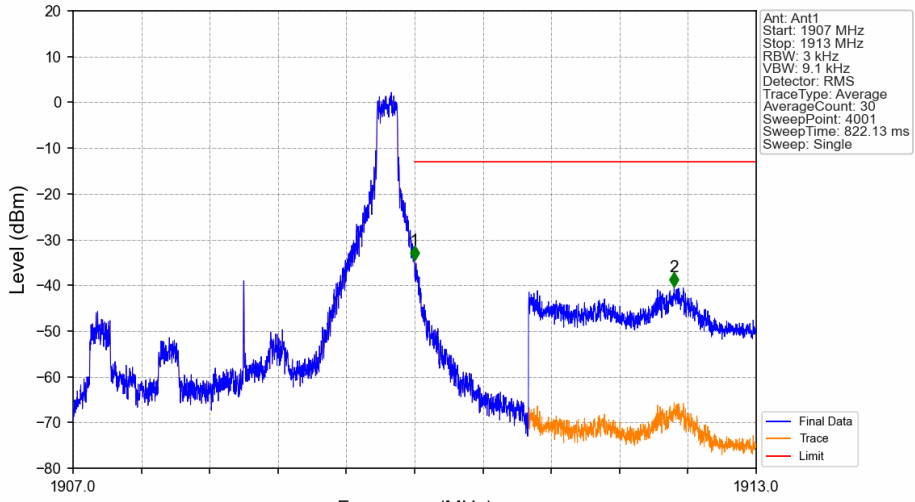
Band2_3MHz_QPSK_HCH_1908.5MHz_RB_1_0_NTNV



Band2_3MHz_QPSK_HCH_1908.5MHz_RB_1_0_NTNV

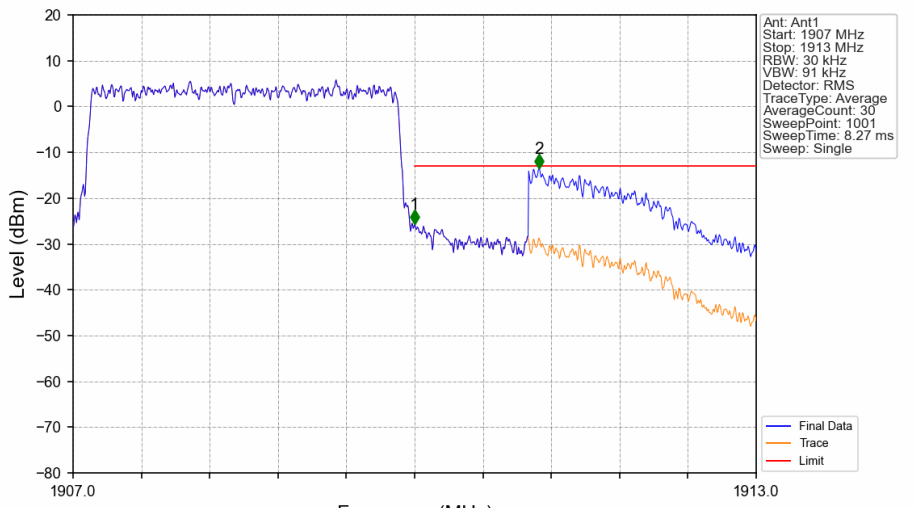


Band2_3MHz_QPSK_HCH_1908.5MHz_RB_1_14_NTNV



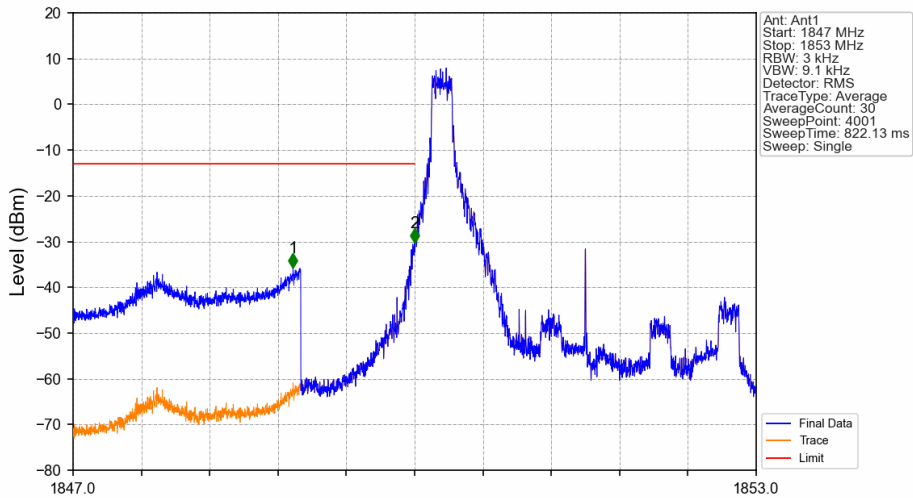
Start (MHz)	Stop (MHz)	RBW (MHz)	RBW Factor(dB)	Marker No.	Freq (MHz)	Level (dBm)	Limit (dBm)	Result
1907	1910	0.003	0	/	/	/	/	/
1910	1911	0.003	0	1	1910.000	-34.57	-13	Pass
1911	1913	1	25.23	2	1912.280	-40.37	-13	Pass

Band2_3MHz_QPSK_HCH_1908.5MHz_RB_15_0_NTNV



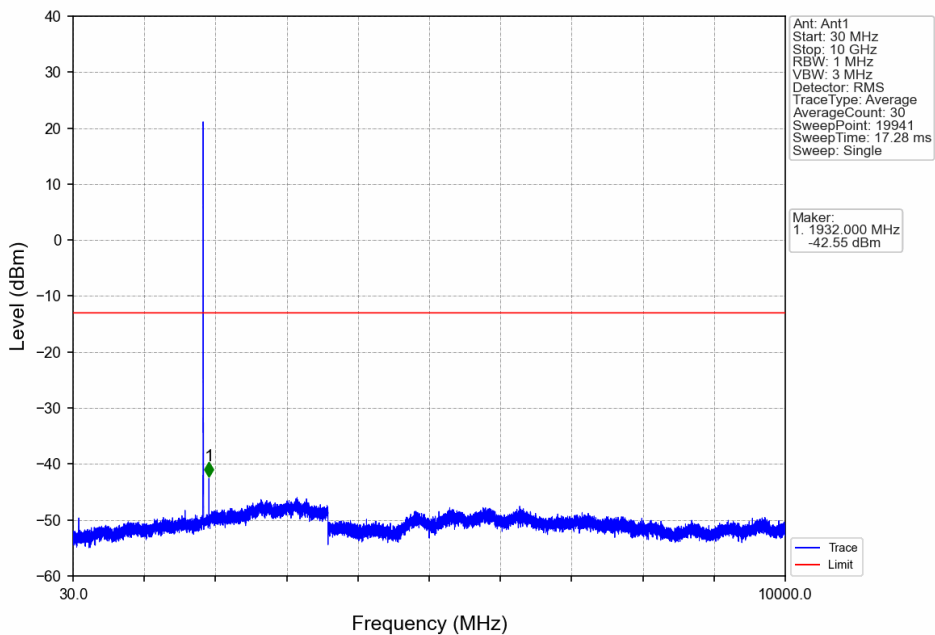
Start (MHz)	Stop (MHz)	RBW (MHz)	RBW Factor(dB)	Marker No.	Freq (MHz)	Level (dBm)	Limit (dBm)	Result
1907	1910	0.03	0	/	/	/	/	/
1910	1911	0.03	0	1	1910.000	-25.68	-13	Pass
1911	1913	1	15.23	2	1911.092	-13.47	-13	Pass

Band2_3MHz_16QAM_LCH_1851.5MHz_RB_1_0_NTNV

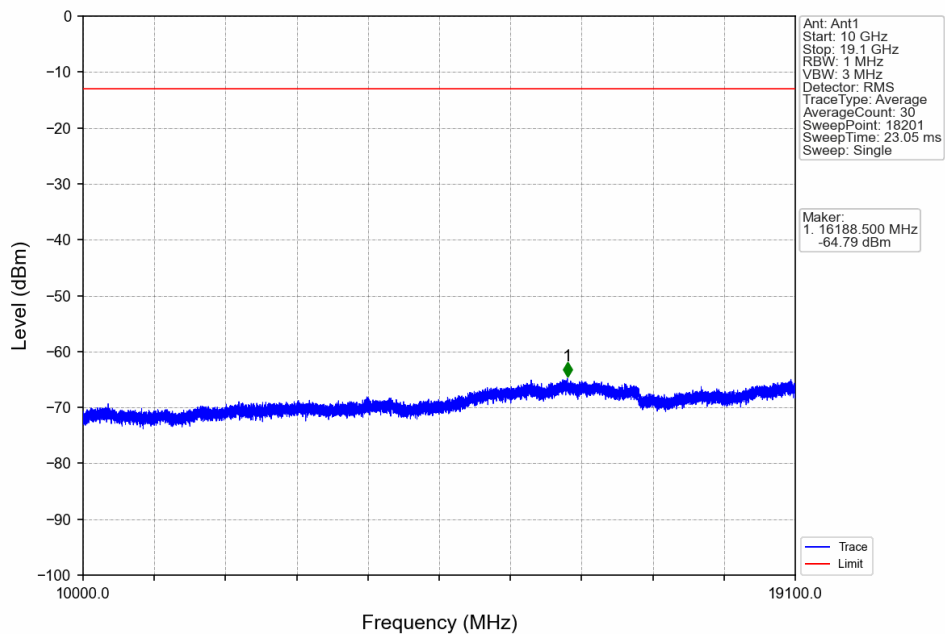


Start (MHz)	Stop (MHz)	RBW (MHz)	RBW Factor(dB)	Marker No.	Freq (MHz)	Level (dBm)	Limit (dBm)	Result
1847	1849	1	25.23	1	1848.932	-35.69	-13	Pass
1849	1850	0.003	0	2	1850.000	-30.32	-13	Pass
1850	1853	0.003	0	/	/	/	/	/

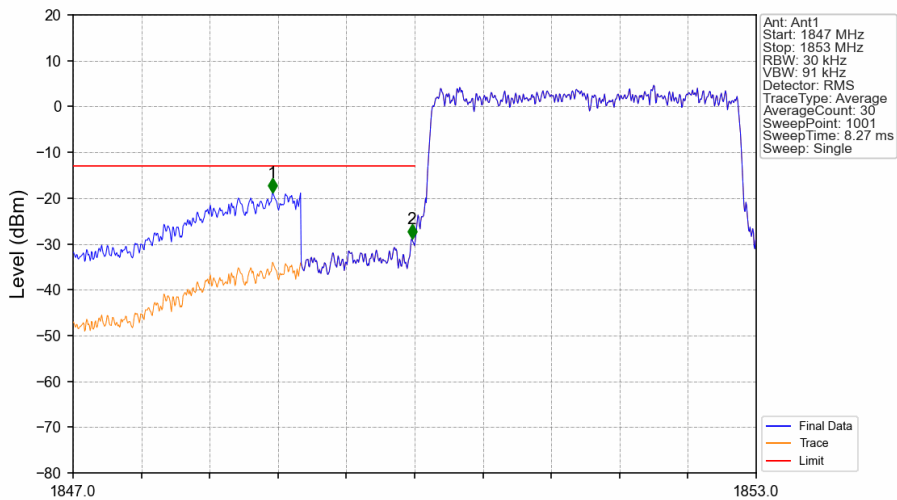
Band2_3MHz_16QAM_LCH_1851.5MHz_RB_1_0_NTNV



Band2_3MHz_16QAM_LCH_1851.5MHz_RB_1_0_NTNV

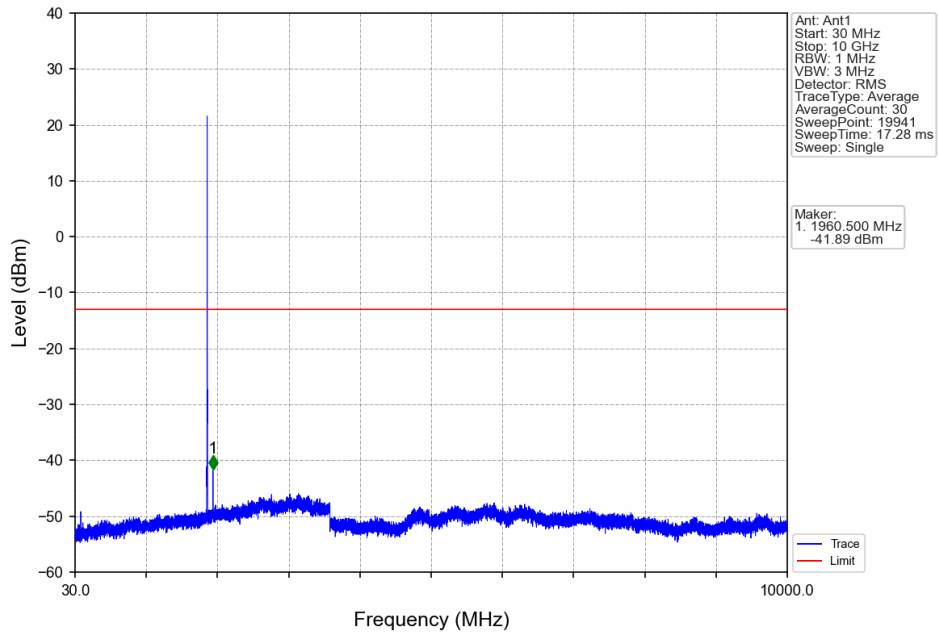


Band2_3MHz_16QAM_LCH_1851.5MHz_RB_15_0_NTNV

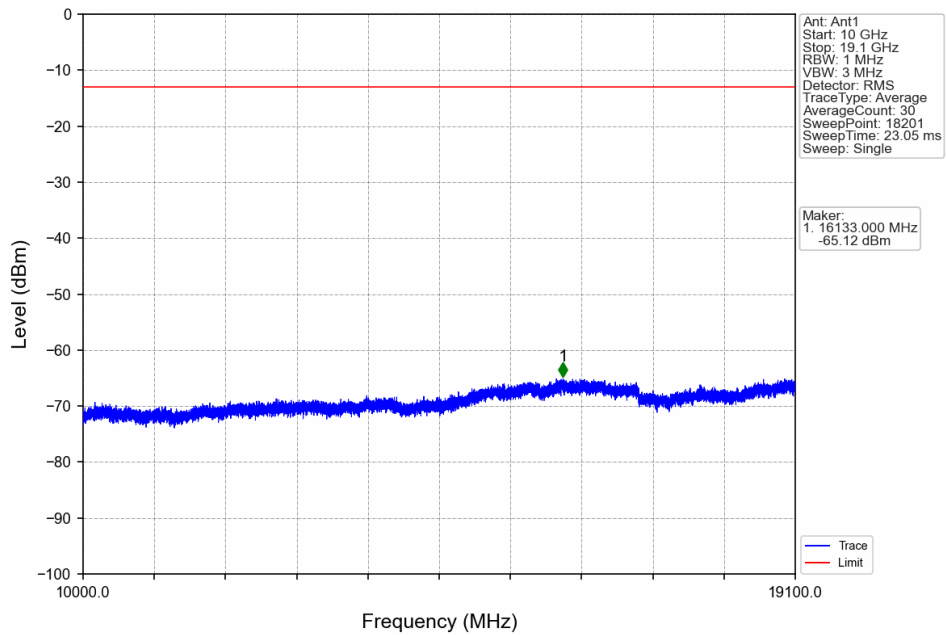


Start (MHz)	Stop (MHz)	RBW (MHz)	RBW Factor(dB)	Marker No.	Freq (MHz)	Level (dBm)	Limit (dBm)	Result
1847	1849	1	15.23	1	1848.752	-18.76	-13	Pass
1849	1850	0.03	0	2	1849.976	-28.84	-13	Pass
1850	1853	0.03	0	/	/	/	/	/

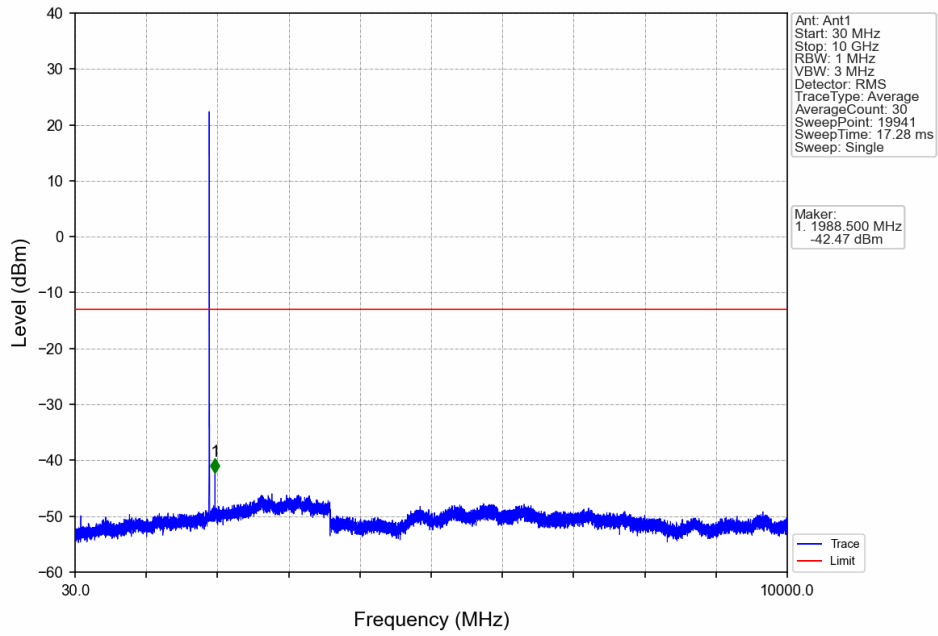
Band2_3MHz_16QAM_MCH_1880MHz_RB_1_0_NTNV



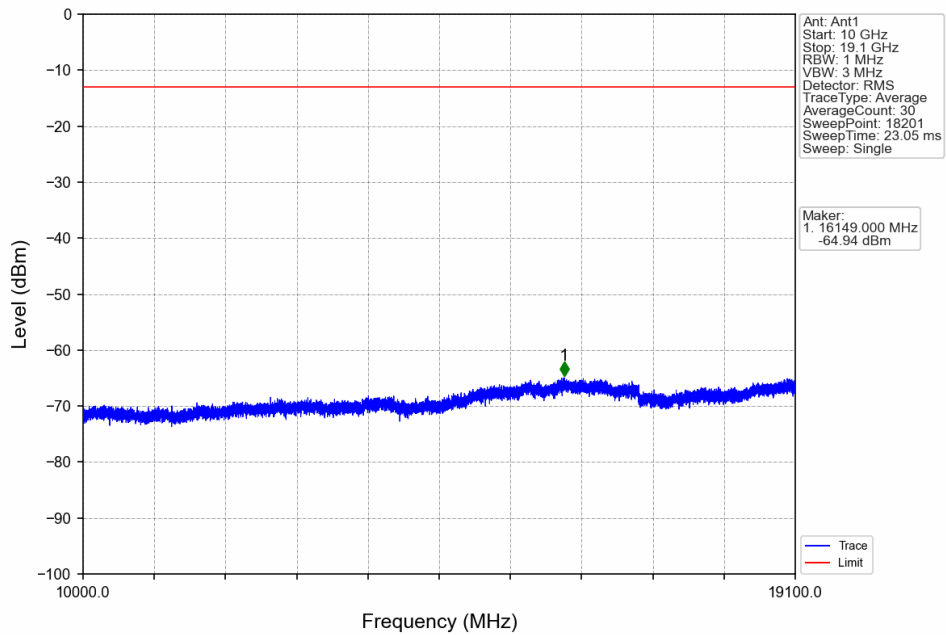
Band2_3MHz_16QAM_MCH_1880MHz_RB_1_0_NTNV



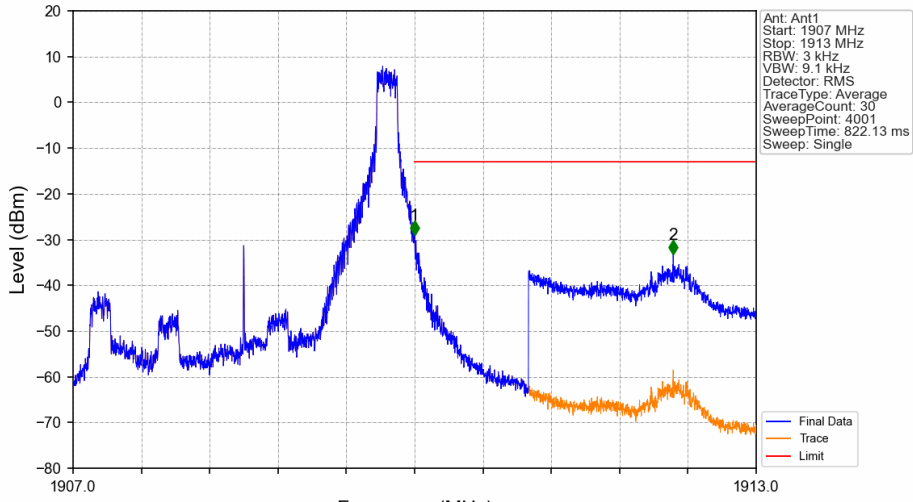
Band2_3MHz_16QAM_HCH_1908.5MHz_RB_1_0_NTNV



Band2_3MHz_16QAM_HCH_1908.5MHz_RB_1_0_NTNV

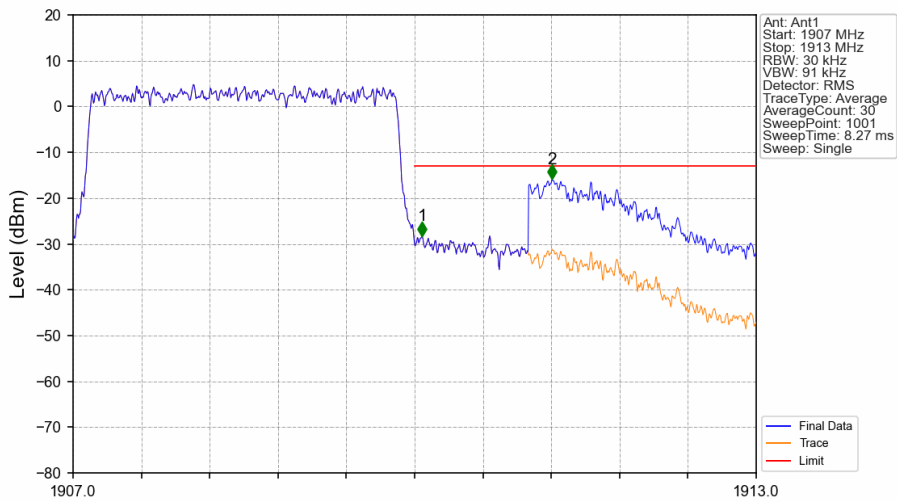


Band2_3MHz_16QAM_HCH_1908.5MHz_RB_1_14_NTNV



Start (MHz)	Stop (MHz)	RBW (MHz)	RBW Factor(dB)	Marker No.	Freq (MHz)	Level (dBm)	Limit (dBm)	Result
1907	1910	0.003	0	/	/	/	/	/
1910	1911	0.003	0	1	1910.000	-29.08	-13	Pass
1911	1913	1	25.23	2	1912.271	-33.28	-13	Pass

Band2_3MHz_16QAM_HCH_1908.5MHz_RB_15_0_NTNV



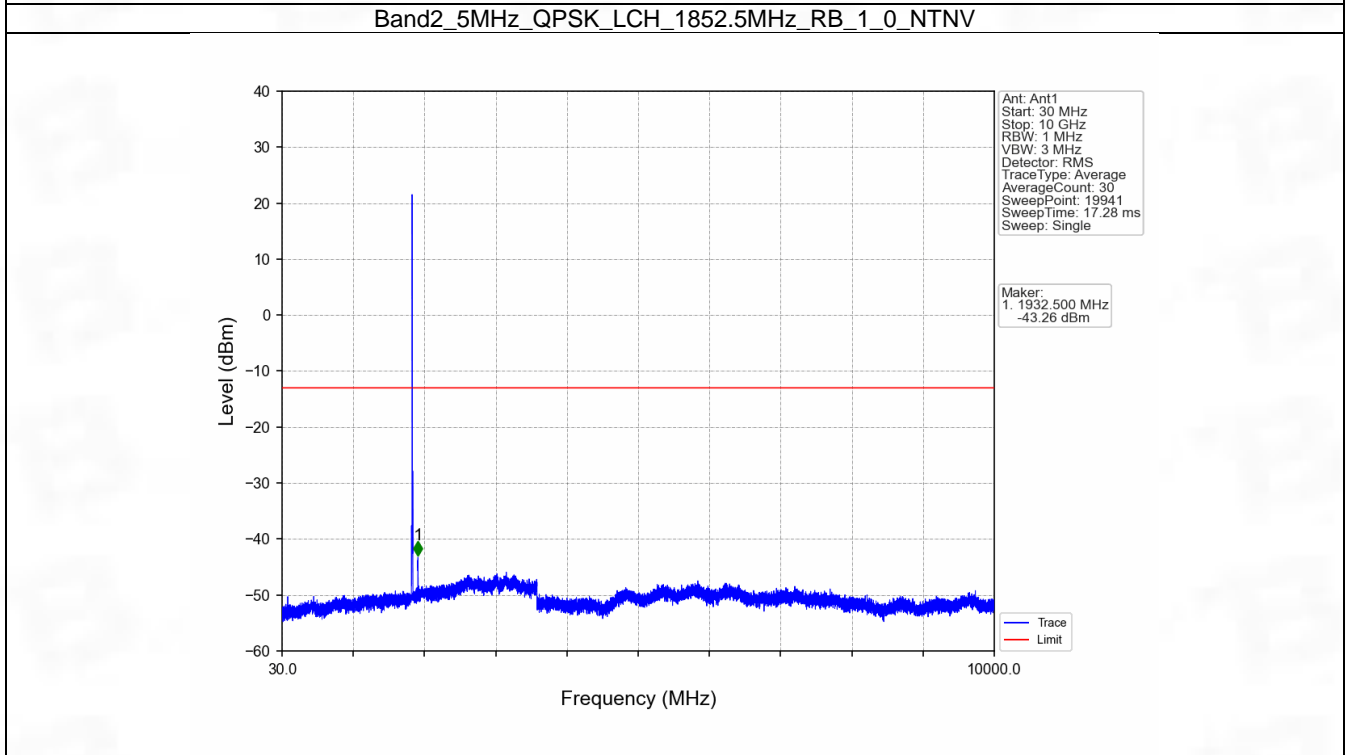
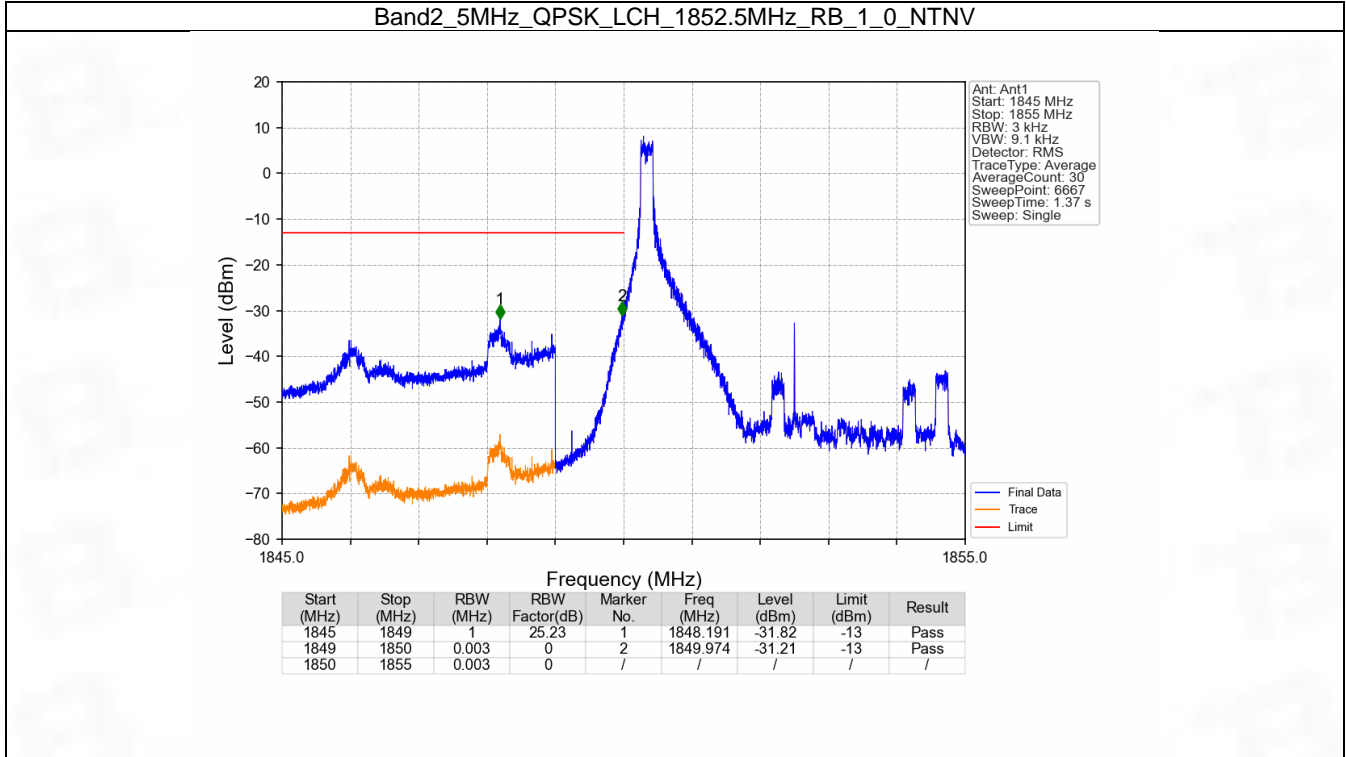
Start (MHz)	Stop (MHz)	RBW (MHz)	RBW Factor(dB)	Marker No.	Freq (MHz)	Level (dBm)	Limit (dBm)	Result
1907	1910	0.03	0	/	/	/	/	/
1910	1911	0.03	0	1	1910.066	-28.26	-13	Pass
1911	1913	1	15.23	2	1911.206	-15.86	-13	Pass

6.3 B2_5MHz

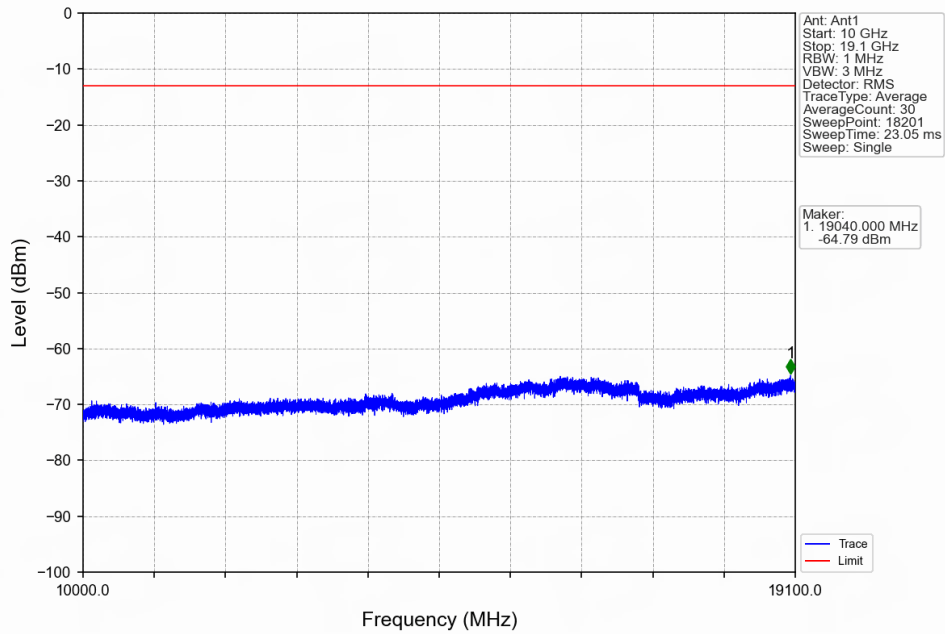
6.3.1 Test Result

Band: 2 / Bandwidth: 5MHz / NTV						
Modulation	Frequency (MHz)	RB Allocation		Spurious Emission		Verdict
		Size	Offset	Result	Limit	
QPSK	1852.5	1	0	Refer To Test Graph		Pass
		25	0	Refer To Test Graph		Pass
	1880	1	0	Refer To Test Graph		Pass
	1907.5	1	0	Refer To Test Graph		Pass
			24	Refer To Test Graph		Pass
		25	0	Refer To Test Graph		Pass
16QAM	1852.5	1	0	Refer To Test Graph		Pass
		25	0	Refer To Test Graph		Pass
	1880	1	0	Refer To Test Graph		Pass
	1907.5	1	0	Refer To Test Graph		Pass
			24	Refer To Test Graph		Pass
		25	0	Refer To Test Graph		Pass

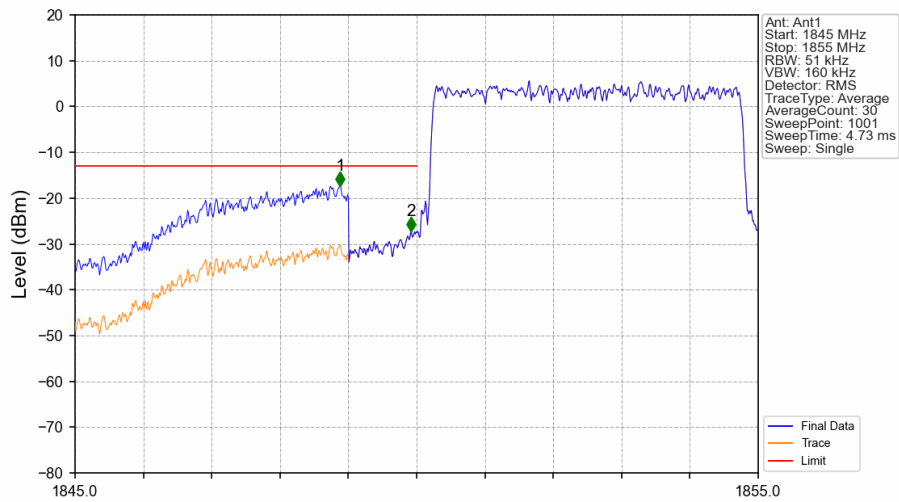
6.3.2 Test Graph



Band2_5MHz_QPSK_LCH_1852.5MHz_RB_1_0_NTNV

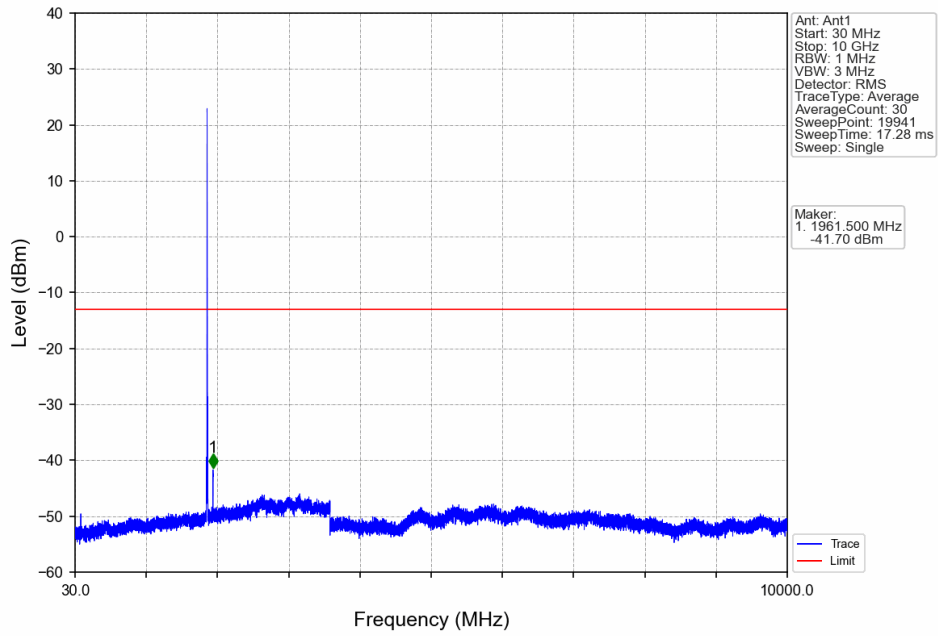


Band2_5MHz_QPSK_LCH_1852.5MHz_RB_25_0_NTNV

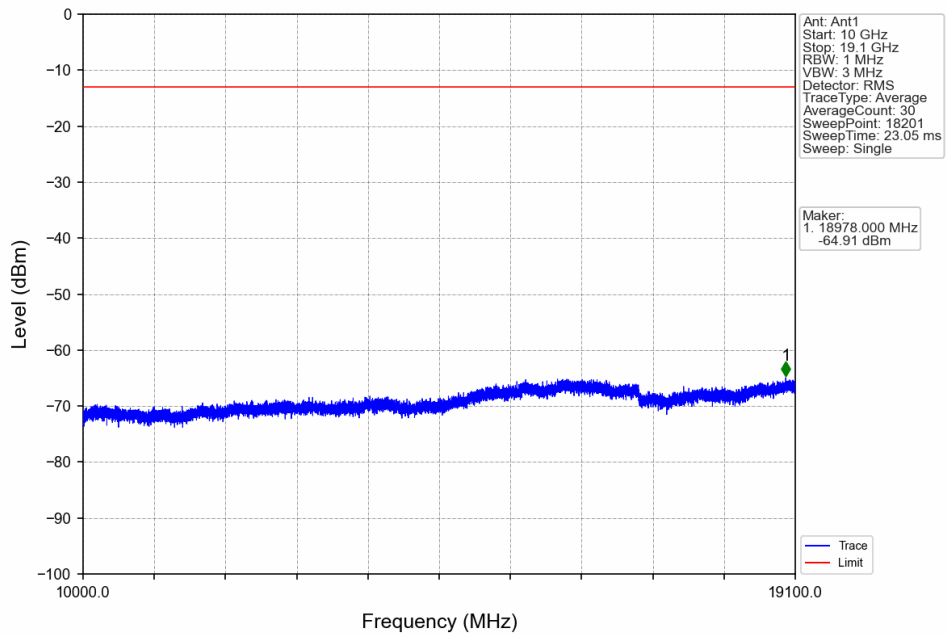


Start (MHz)	Stop (MHz)	RBW (MHz)	RBW Factor(dB)	Marker No.	Freq (MHz)	Level (dBm)	Limit (dBm)	Result
1845	1849	1	12.92	1	1848.880	-17.32	-13	Pass
1849	1850	0.051	0	2	1849.920	-27.19	-13	Pass
1850	1855	0.051	0	/	/	/	/	/

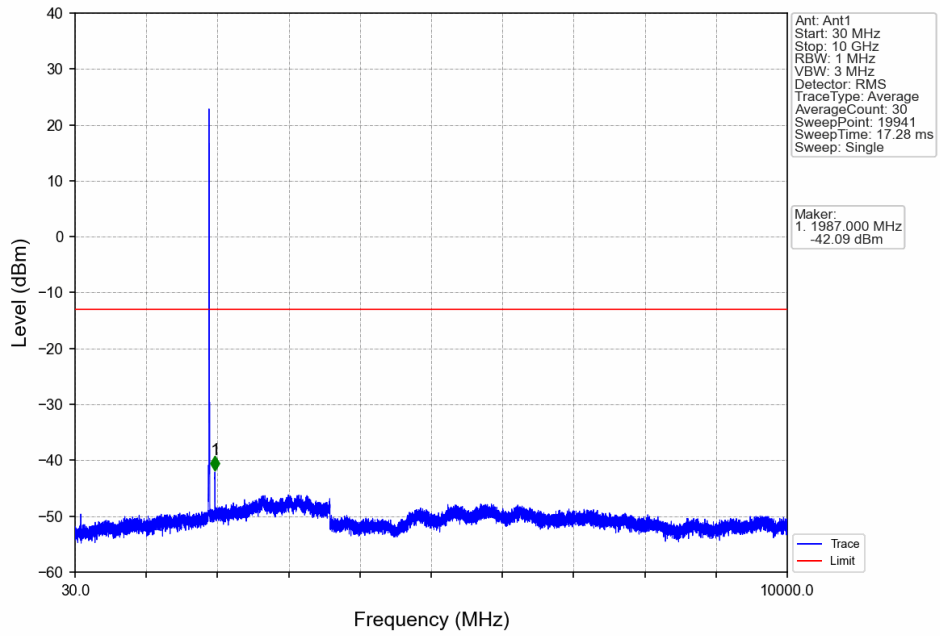
Band2_5MHz_QPSK_MCH_1880MHz_RB_1_0_NTNV



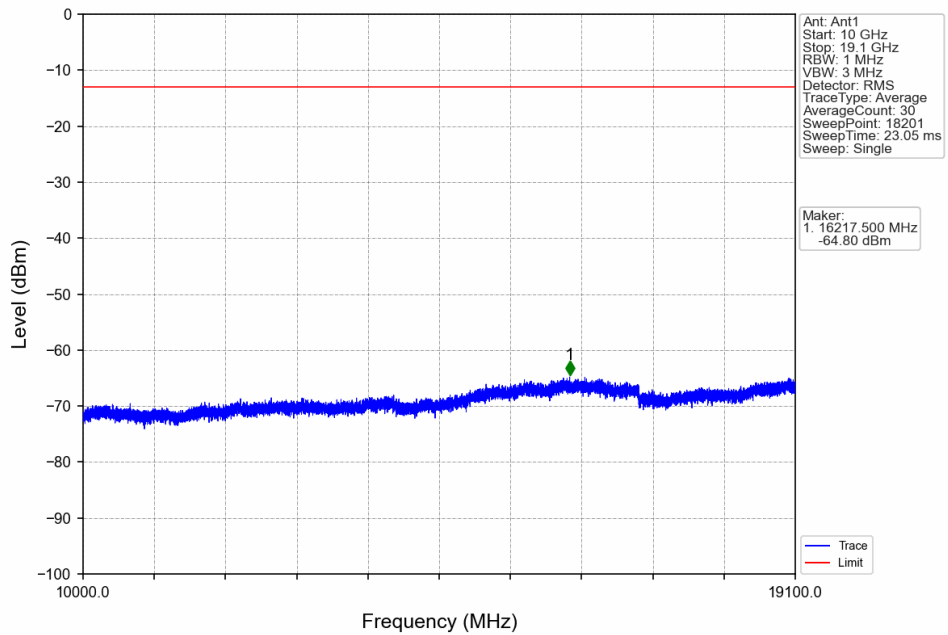
Band2_5MHz_QPSK_MCH_1880MHz_RB_1_0_NTNV



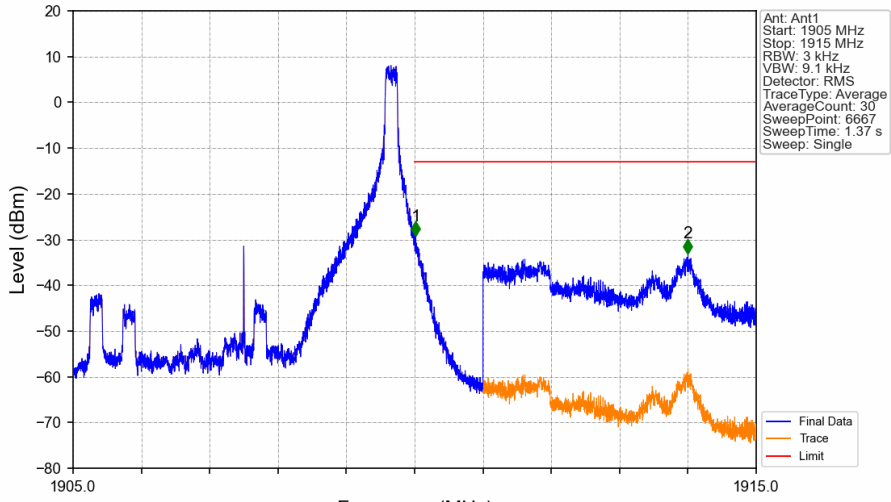
Band2_5MHz_QPSK_HCH_1907.5MHz_RB_1_0_NTNV



Band2_5MHz_QPSK_HCH_1907.5MHz_RB_1_0_NTNV

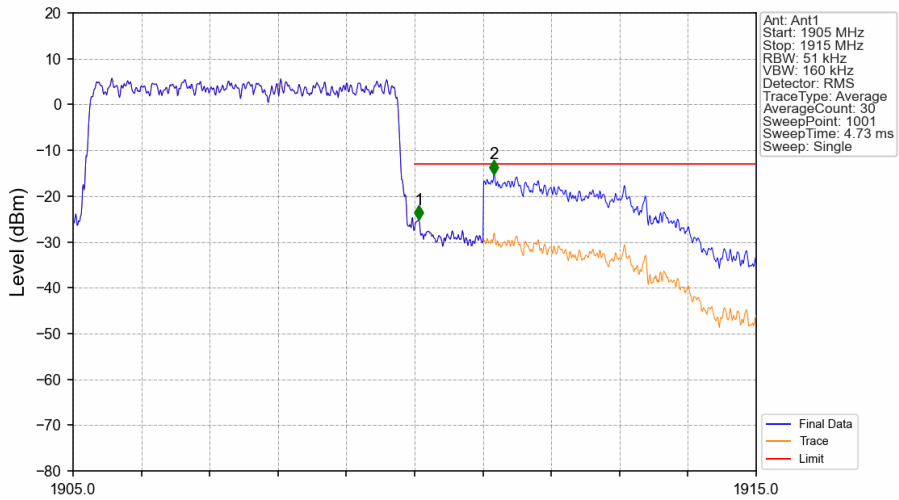


Band2_5MHz_QPSK_HCH_1907.5MHz_RB_1_24_NTNV



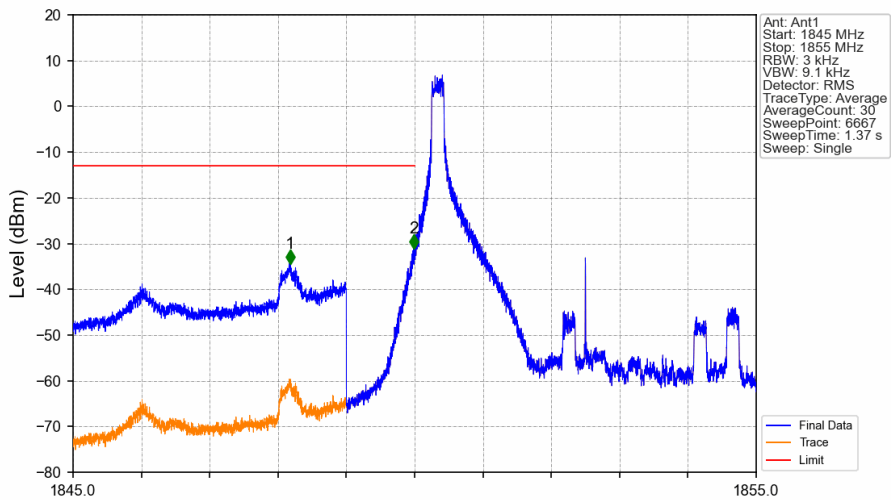
Start (MHz)	Stop (MHz)	RBW (MHz)	RBW Factor(dB)	Marker No.	Freq (MHz)	Level (dBm)	Limit (dBm)	Result
1905	1910	0.003	0	/	/	/	/	/
1910	1911	0.003	0	1	1910.014	-29.28	-13	Pass
1911	1915	1	25.23	2	1914.001	-33.00	-13	Pass

Band2_5MHz_QPSK_HCH_1907.5MHz_RB_25_0_NTNV



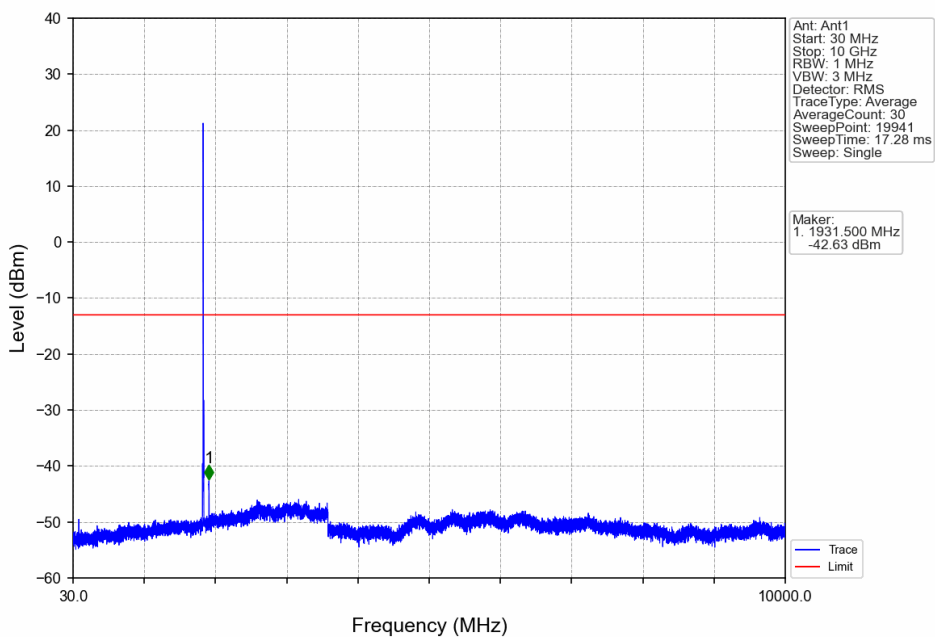
Start (MHz)	Stop (MHz)	RBW (MHz)	RBW Factor(dB)	Marker No.	Freq (MHz)	Level (dBm)	Limit (dBm)	Result
1905	1910	0.051	0	/	/	/	/	/
1910	1911	0.051	0	1	1910.060	-25.15	-13	Pass
1911	1915	1	12.92	2	1911.160	-15.21	-13	Pass

Band2_5MHz_16QAM_LCH_1852.5MHz_RB_1_0_NTNV

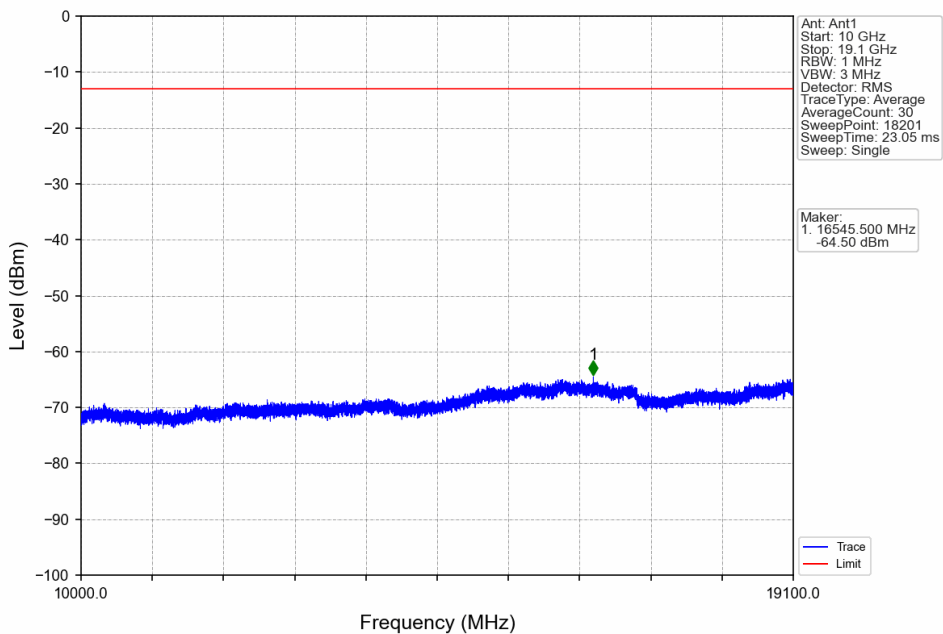


Start (MHz)	Stop (MHz)	RBW (MHz)	RBW Factor(dB)	Marker No.	Freq (MHz)	Level (dBm)	Limit (dBm)	Result
1845	1849	1	25.23	1	1848.180	-34.42	-13	Pass
1849	1850	0.003	0	2	1849.988	-31.07	-13	Pass
1850	1855	0.003	0	/	/	/	/	/

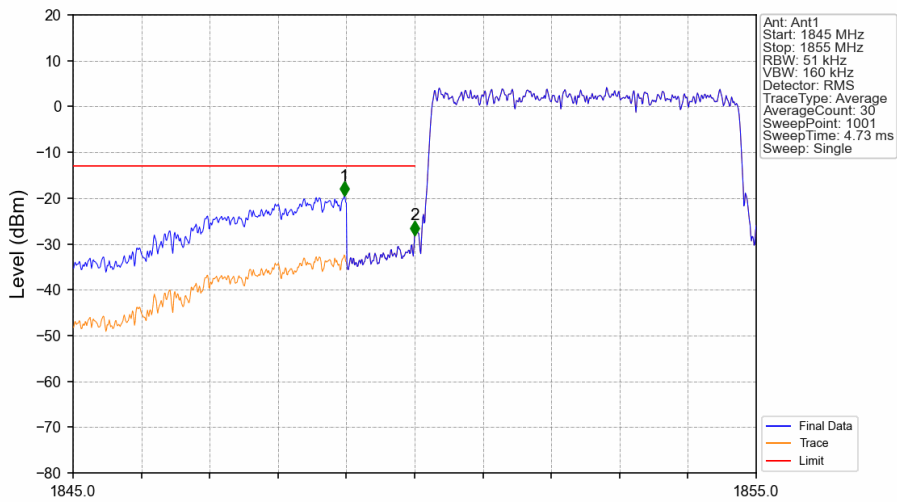
Band2_5MHz_16QAM_LCH_1852.5MHz_RB_1_0_NTNV



Band2_5MHz_16QAM_LCH_1852.5MHz_RB_1_0_NTNV

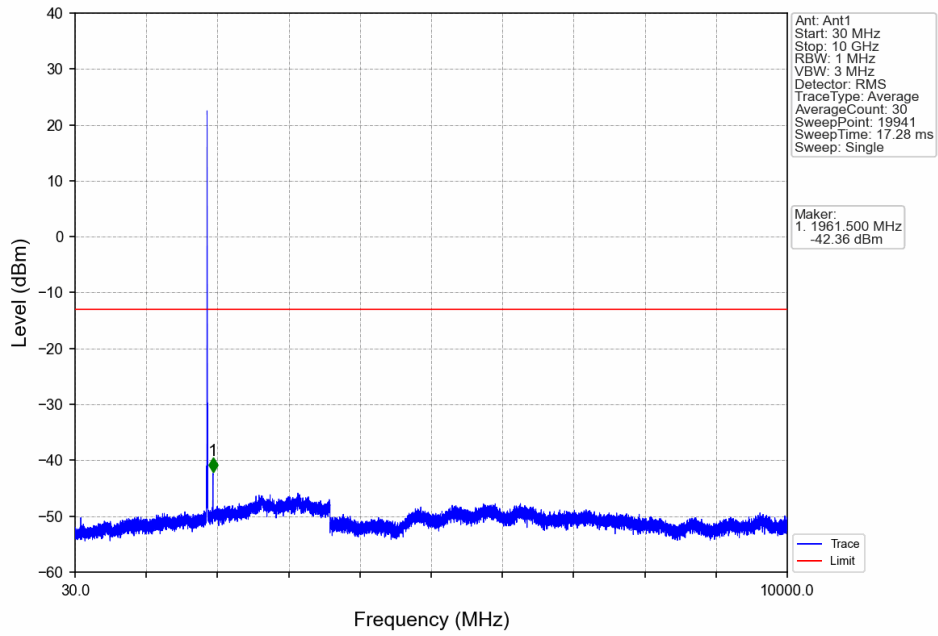


Band2_5MHz_16QAM_LCH_1852.5MHz_RB_25_0_NTNV

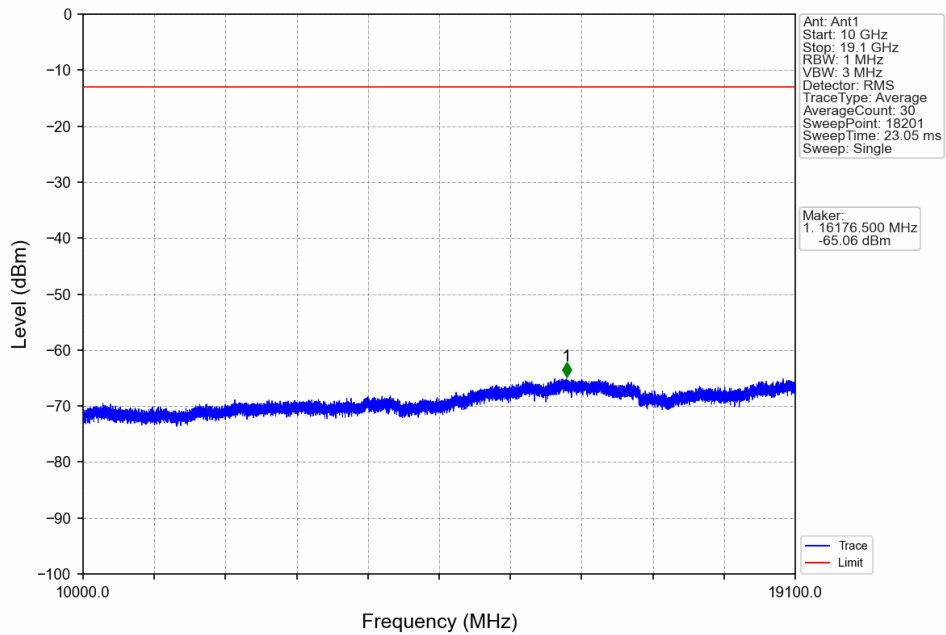


Start (MHz)	Stop (MHz)	RBW (MHz)	RBW Factor(dB)	Marker No.	Freq (MHz)	Level (dBm)	Limit (dBm)	Result
1845	1849	1	12.92	1	1848.970	-19.48	-13	Pass
1849	1850	0.051	0	2	1850.000	-28.05	-13	Pass
1850	1855	0.051	0	/	/	/	/	/

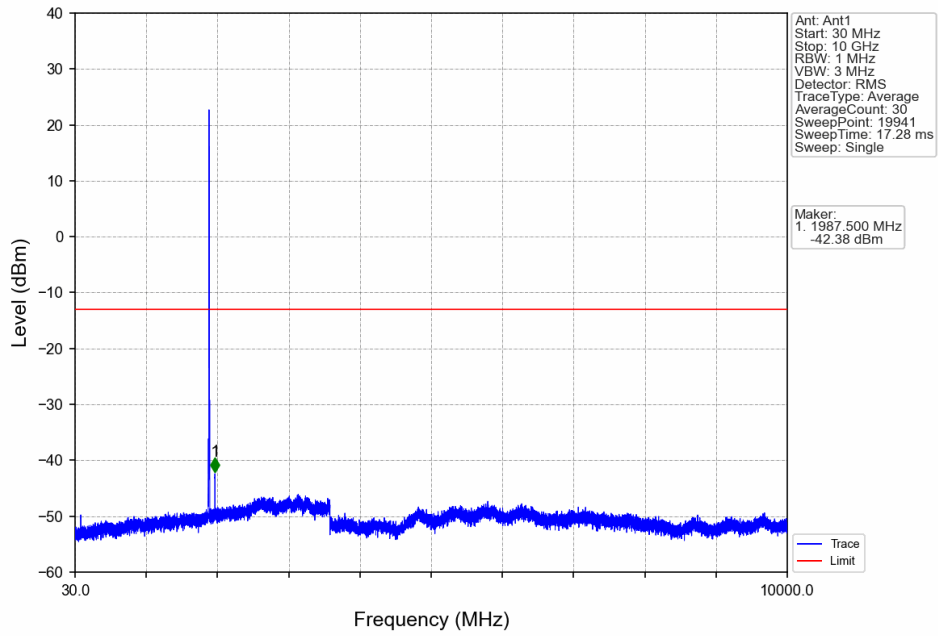
Band2_5MHz_16QAM_MCH_1880MHz_RB_1_0_NTNV



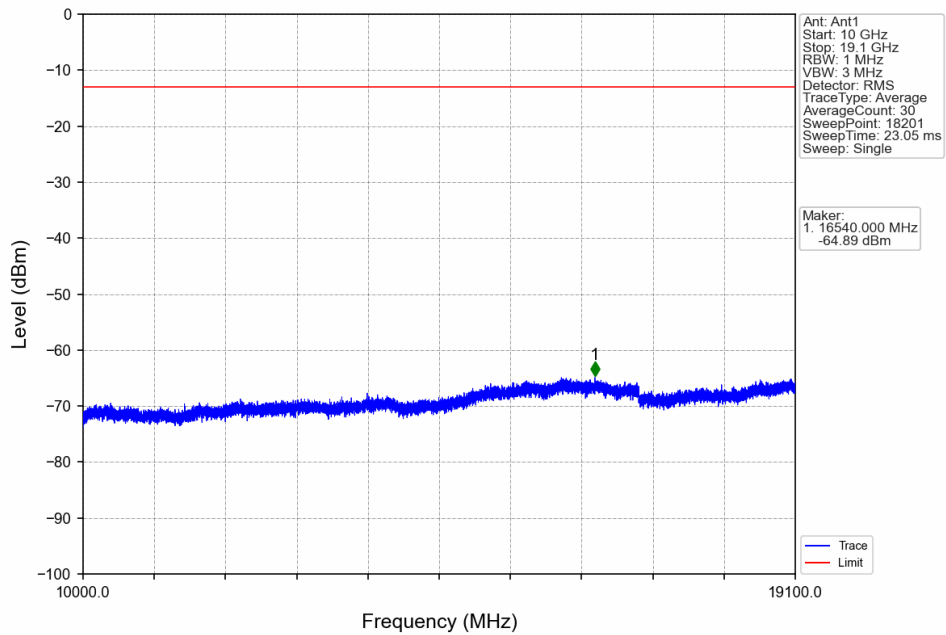
Band2_5MHz_16QAM_MCH_1880MHz_RB_1_0_NTNV



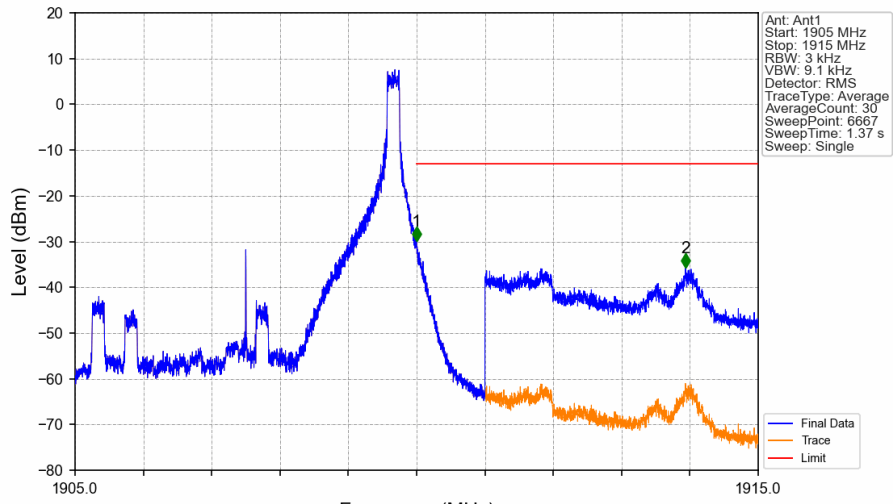
Band2_5MHz_16QAM_HCH_1907.5MHz_RB_1_0_NTNV



Band2_5MHz_16QAM_HCH_1907.5MHz_RB_1_0_NTNV

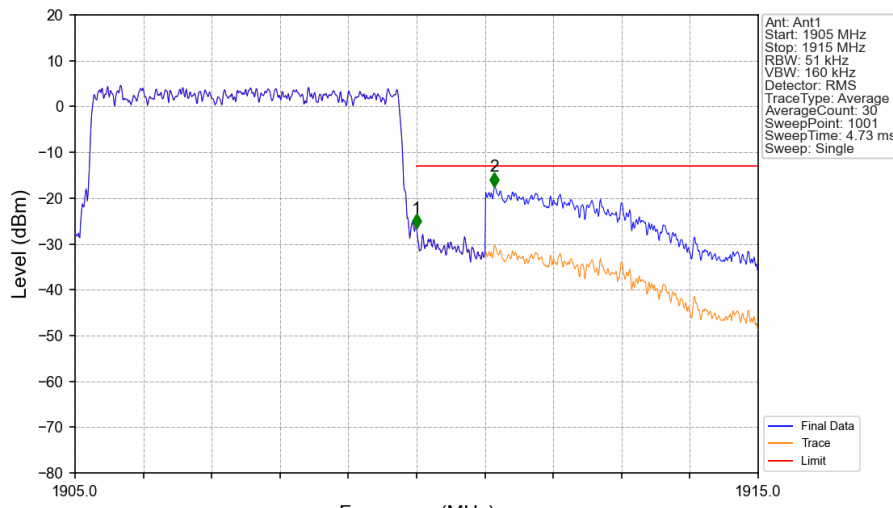


Band2_5MHz_16QAM_HCH_1907.5MHz_RB_1_24_NTNV



Start (MHz)	Stop (MHz)	RBW (MHz)	RBW Factor(dB)	Marker No.	Freq (MHz)	Level (dBm)	Limit (dBm)	Result
1905	1910	0.003	0	/	/	/	/	/
1910	1911	0.003	0	1	1910.000	-29.95	-13	Pass
1911	1915	1	25.23	2	1913.935	-35.76	-13	Pass

Band2_5MHz_16QAM_HCH_1907.5MHz_RB_25_0_NTNV



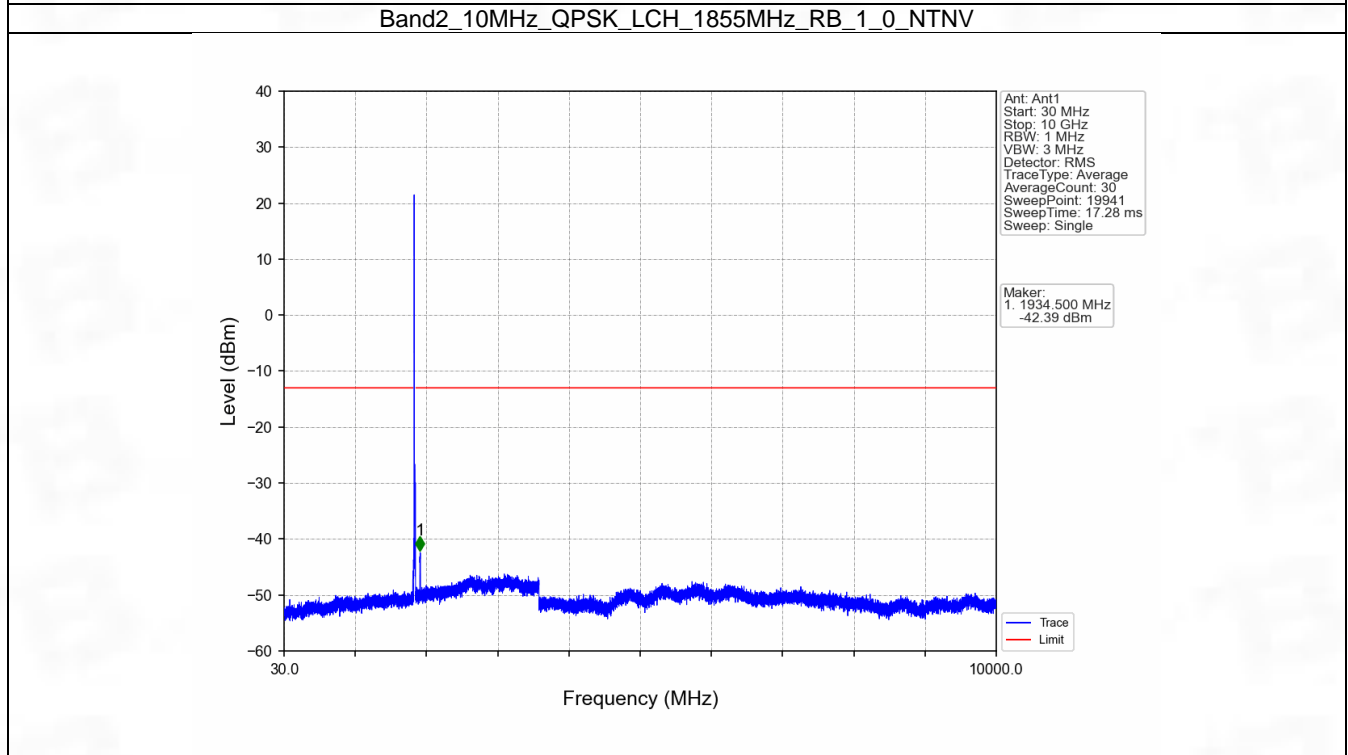
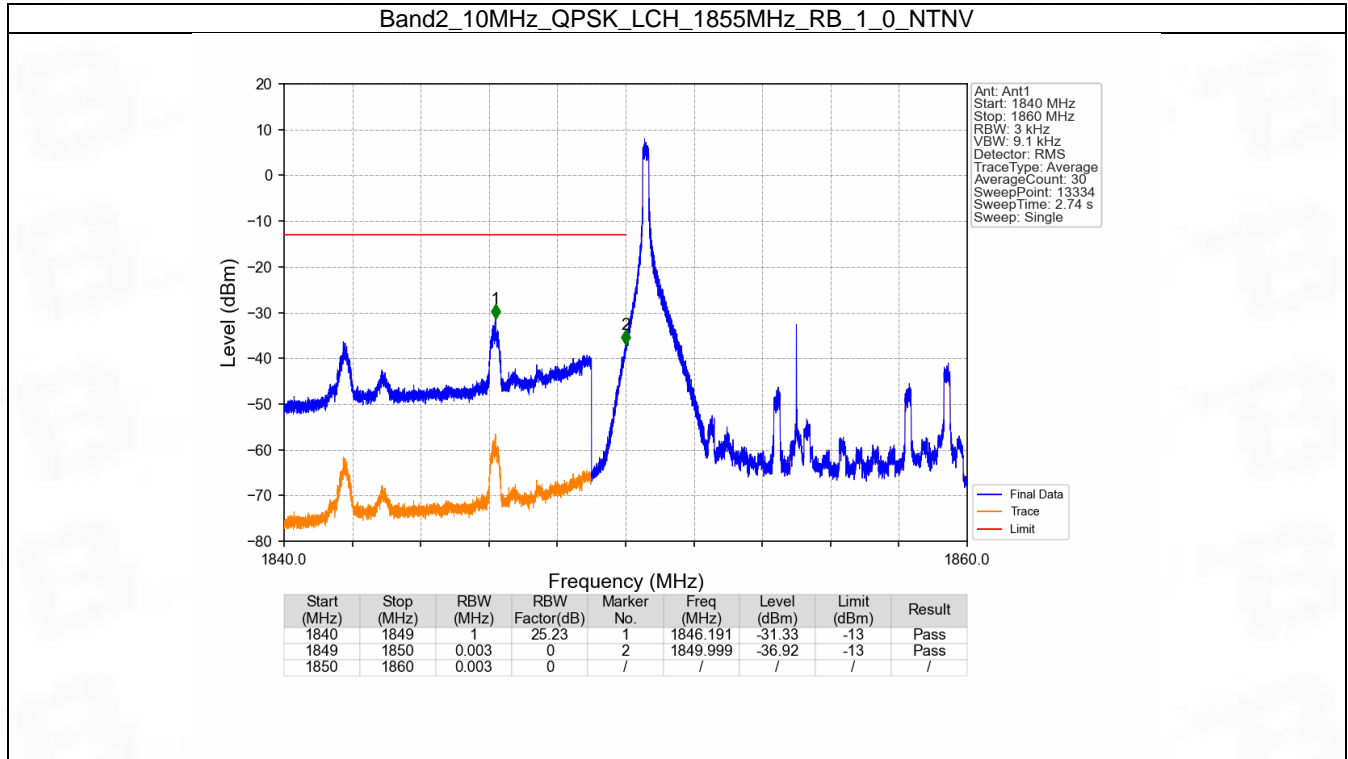
Start (MHz)	Stop (MHz)	RBW (MHz)	RBW Factor(dB)	Marker No.	Freq (MHz)	Level (dBm)	Limit (dBm)	Result
1905	1910	0.051	0	/	/	/	/	/
1910	1911	0.051	0	1	1910.000	-26.54	-13	Pass
1911	1915	1	12.92	2	1911.140	-17.48	-13	Pass

6.4 B2_10MHz

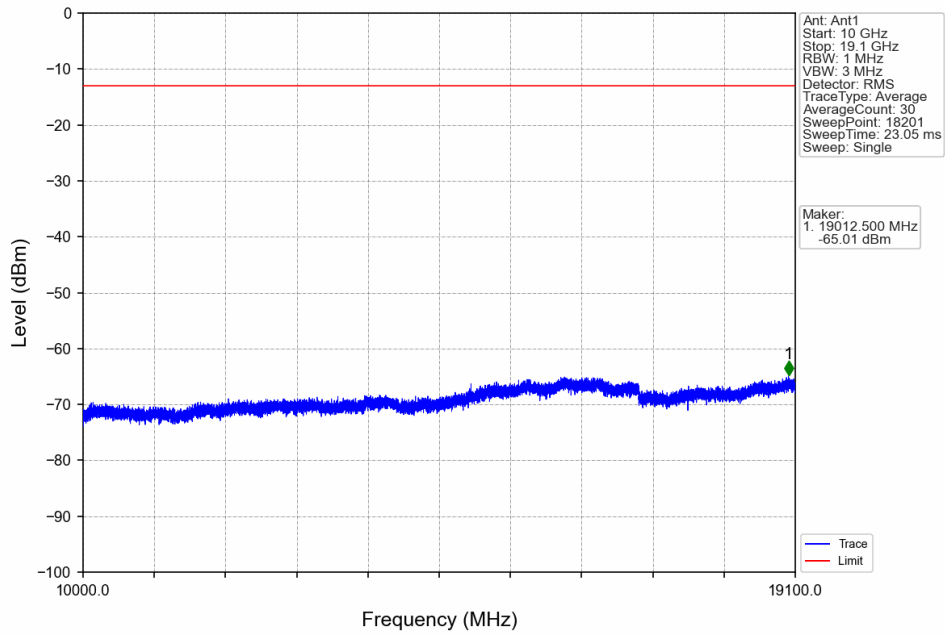
6.4.1 Test Result

Band: 2 / Bandwidth: 10MHz / NTV						
Modulation	Frequency (MHz)	RB Allocation		Spurious Emission		Verdict
		Size	Offset	Result	Limit	
QPSK	1855	1	0	Refer To Test Graph		Pass
		50	0	Refer To Test Graph		Pass
	1880	1	0	Refer To Test Graph		Pass
	1905	1	0	Refer To Test Graph		Pass
			49	Refer To Test Graph		Pass
		50	0	Refer To Test Graph		Pass
16QAM	1855	1	0	Refer To Test Graph		Pass
		50	0	Refer To Test Graph		Pass
	1880	1	0	Refer To Test Graph		Pass
	1905	1	0	Refer To Test Graph		Pass
			49	Refer To Test Graph		Pass
		50	0	Refer To Test Graph		Pass

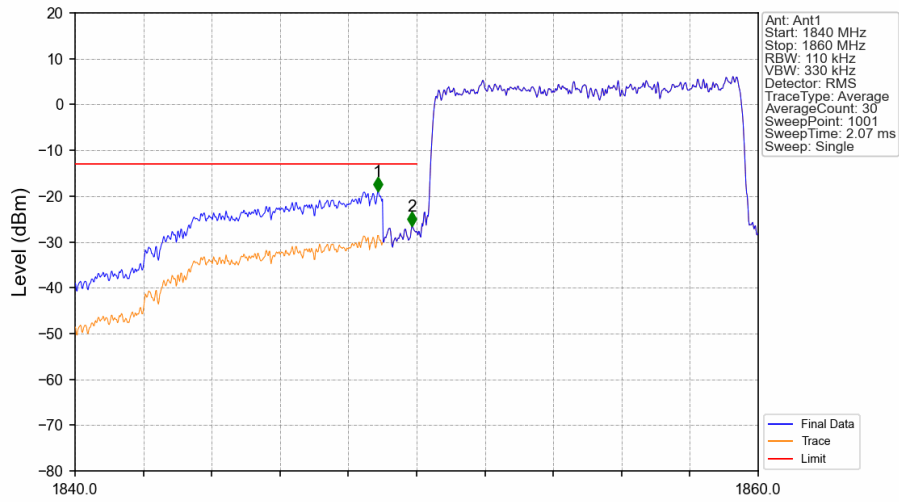
6.4.2 Test Graph



Band2_10MHz_QPSK_LCH_1855MHz_RB_1_0_NTNV

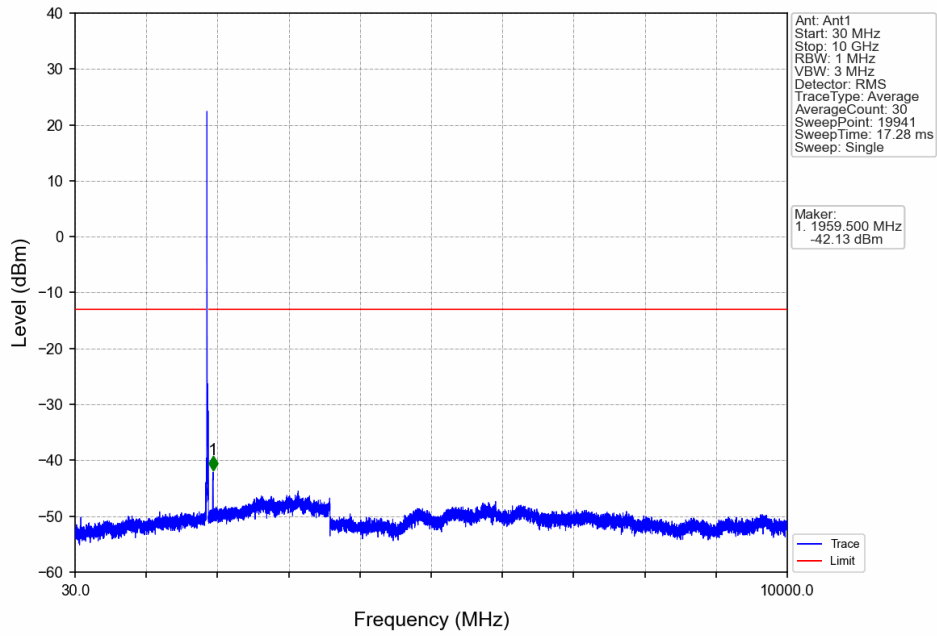


Band2_10MHz_QPSK_LCH_1855MHz_RB_50_0_NTNV

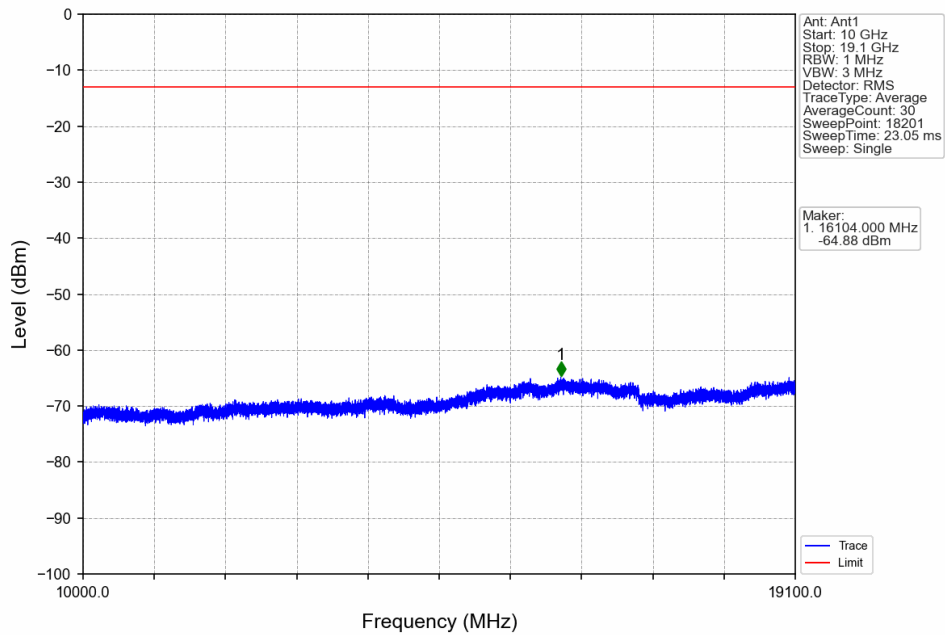


Start (MHz)	Stop (MHz)	RBW (MHz)	RBW Factor(dB)	Marker No.	Freq (MHz)	Level (dBm)	Limit (dBm)	Result
1840	1849	1	9.59	1	1848.860	-18.97	-13	Pass
1849	1850	0.11	0	2	1849.860	-26.61	-13	Pass
1850	1860	0.11	0	/	/	/	/	/

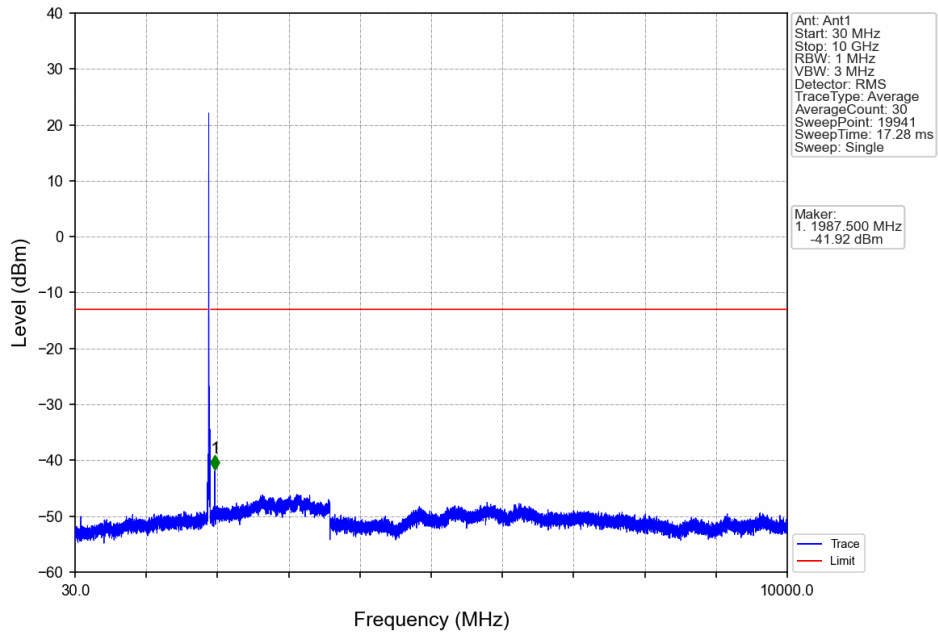
Band2_10MHz_QPSK_MCH_1880MHz_RB_1_0_NTNV



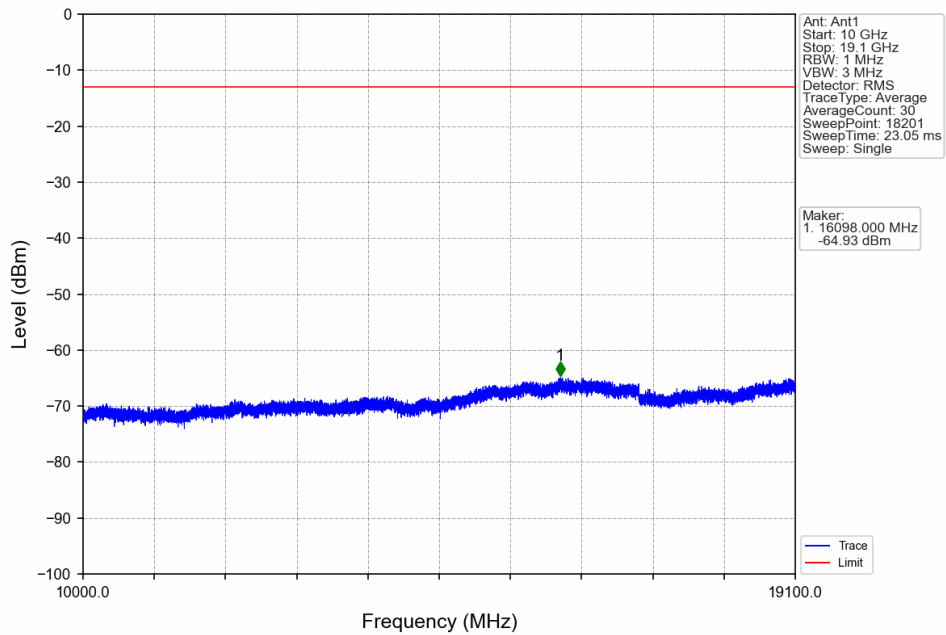
Band2_10MHz_QPSK_MCH_1880MHz_RB_1_0_NTNV



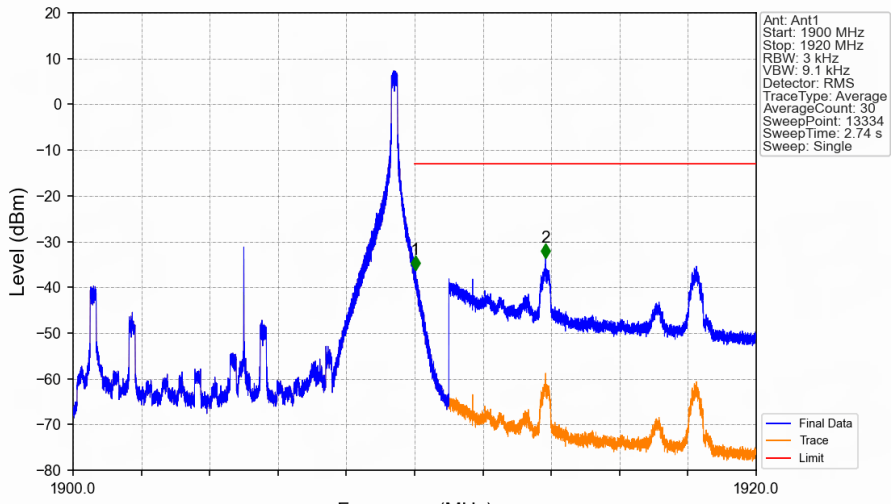
Band2_10MHz_QPSK_HCH_1905MHz_RB_1_0_NTNV



Band2_10MHz_QPSK_HCH_1905MHz_RB_1_0_NTNV

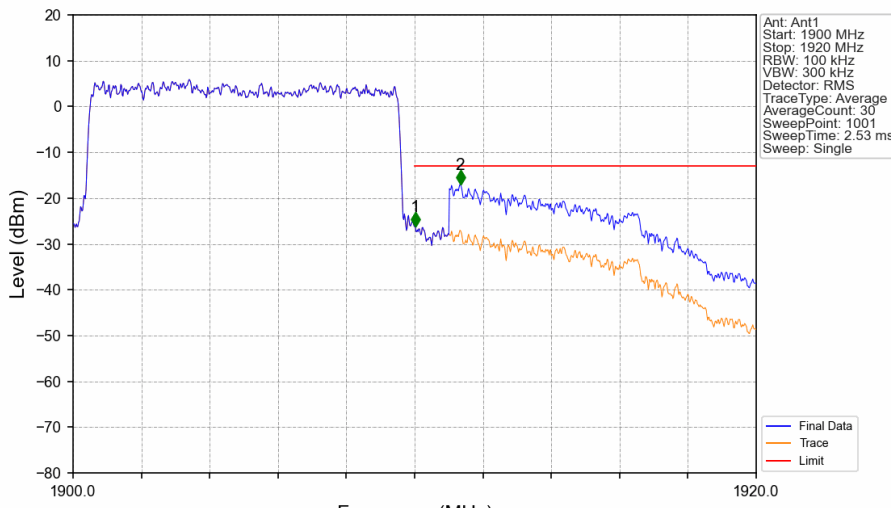


Band2_10MHz_QPSK_HCH_1905MHz_RB_1_49_NTNV



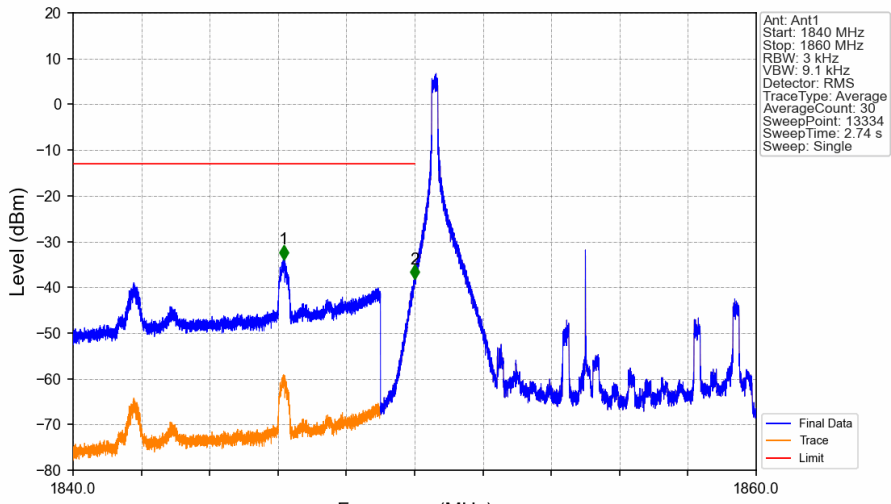
Start (MHz)	Stop (MHz)	RBW (MHz)	RBW Factor(dB)	Marker No.	Freq (MHz)	Level (dBm)	Limit (dBm)	Result
1900	1910	0.003	0	/	/	/	/	/
1910	1911	0.003	0	1	1910.014	-36.19	-13	Pass
1911	1920	1	25.23	2	1913.833	-33.55	-13	Pass

Band2_10MHz_QPSK_HCH_1905MHz_RB_50_0_NTNV



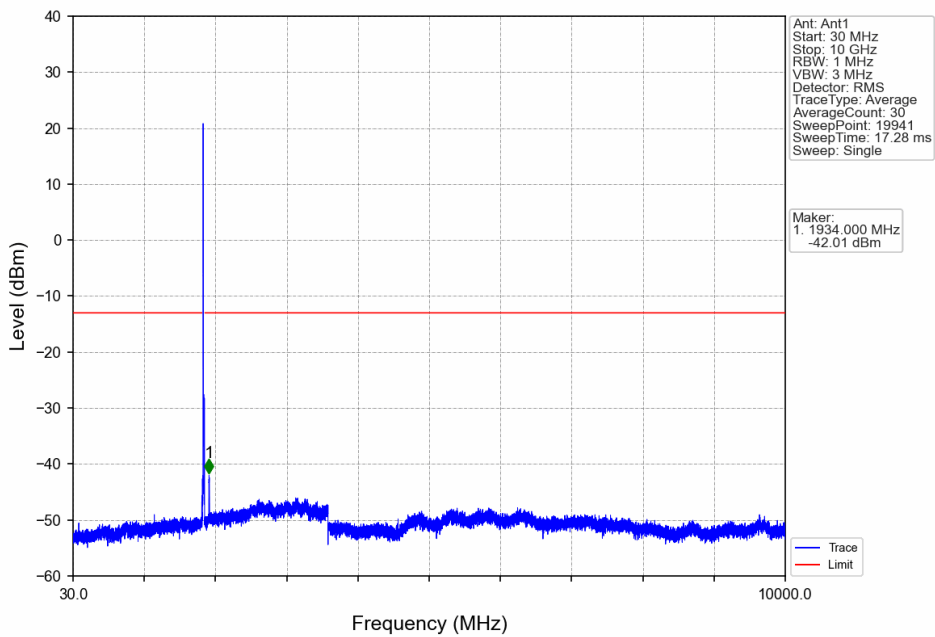
Start (MHz)	Stop (MHz)	RBW (MHz)	RBW Factor(dB)	Marker No.	Freq (MHz)	Level (dBm)	Limit (dBm)	Result
1900	1910	0.1	0	/	/	/	/	/
1910	1911	0.1	0	1	1910.020	-26.25	-13	Pass
1911	1920	1	10	2	1911.340	-17.06	-13	Pass

Band2_10MHz_16QAM_LCH_1855MHz_RB_1_0_NTNV

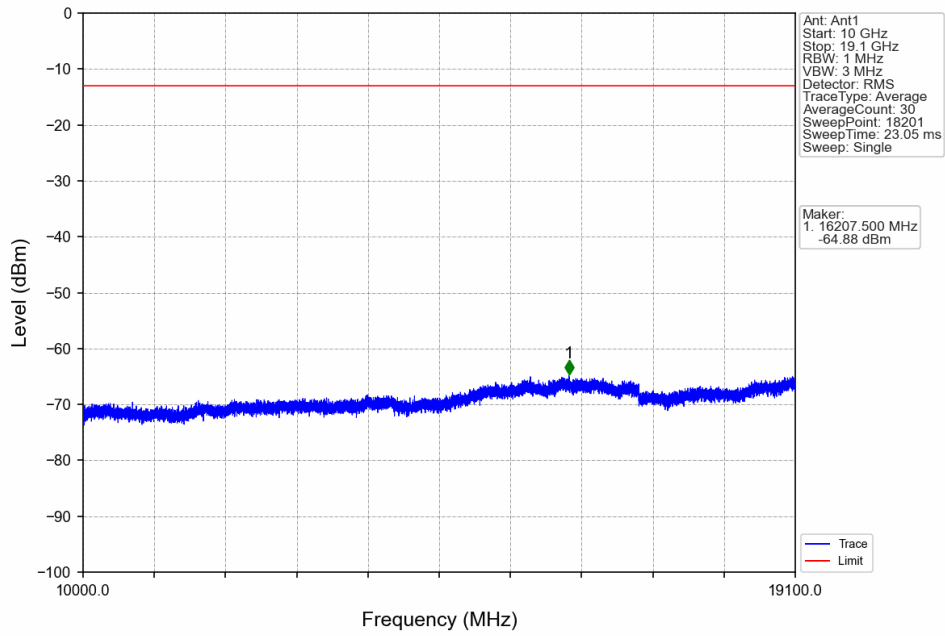


Start (MHz)	Stop (MHz)	RBW (MHz)	RBW Factor(dB)	Marker No.	Freq (MHz)	Level (dBm)	Limit (dBm)	Result
1840	1849	1	25.23	1	1846.167	-33.89	-13	Pass
1849	1850	0.003	0	2	1849.999	-38.16	-13	Pass
1850	1860	0.003	0	/	/	/	/	/

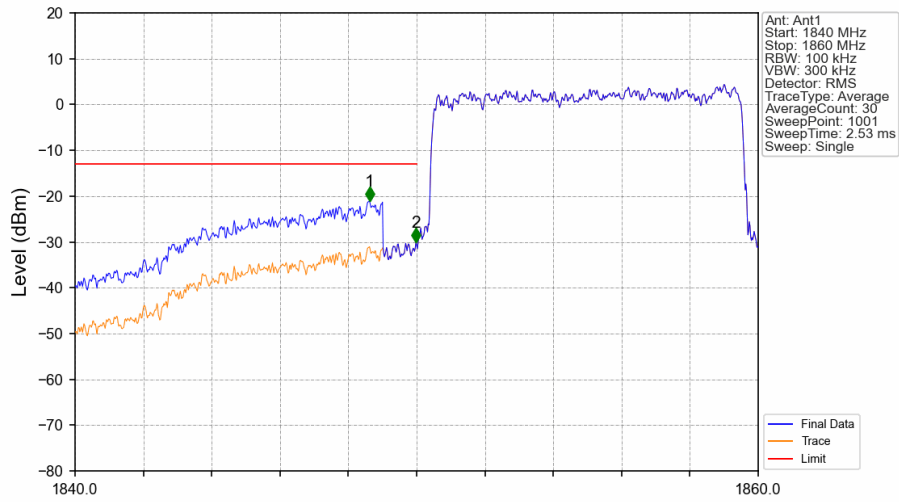
Band2_10MHz_16QAM_LCH_1855MHz_RB_1_0_NTNV



Band2_10MHz_16QAM_LCH_1855MHz_RB_1_0_NTNV

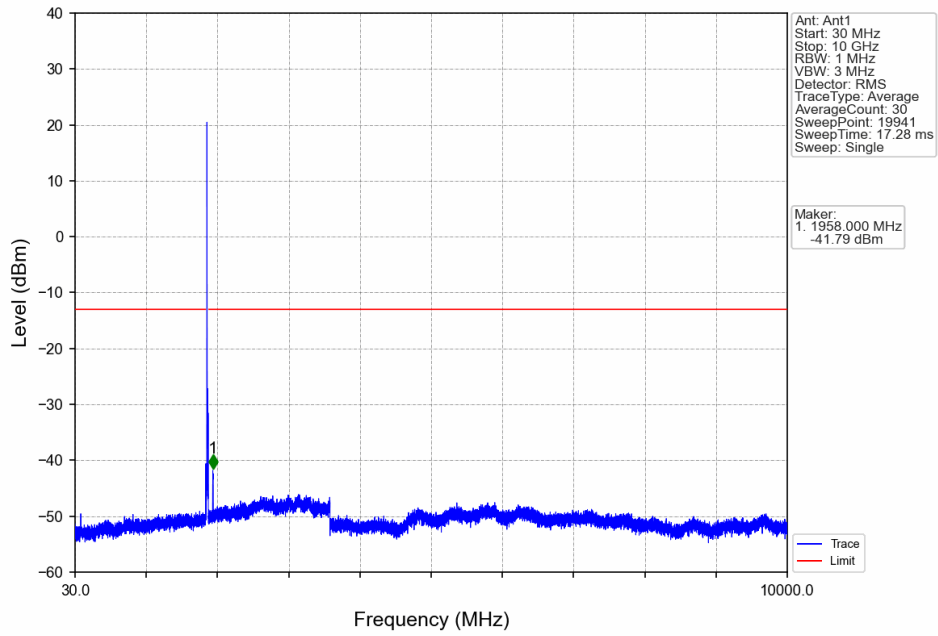


Band2_10MHz_16QAM_LCH_1855MHz_RB_50_0_NTNV

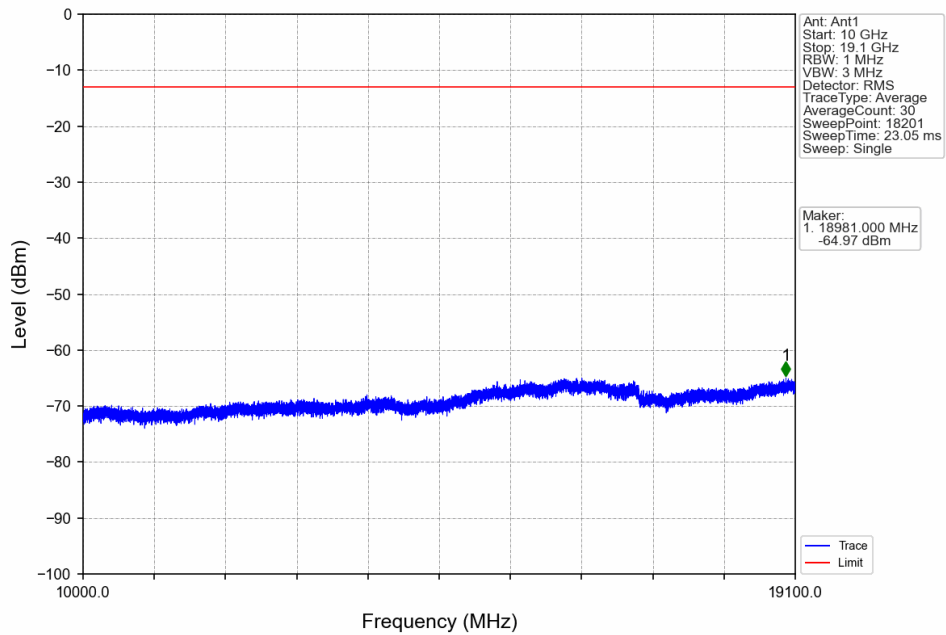


Start (MHz)	Stop (MHz)	RBW (MHz)	RBW Factor(dB)	Marker No.	Freq (MHz)	Level (dBm)	Limit (dBm)	Result
1840	1849	1	10	1	1848.620	-21.06	-13	Pass
1849	1850	0.1	0	2	1849.980	-30.16	-13	Pass
1850	1860	0.1	0	/	/	/	/	/

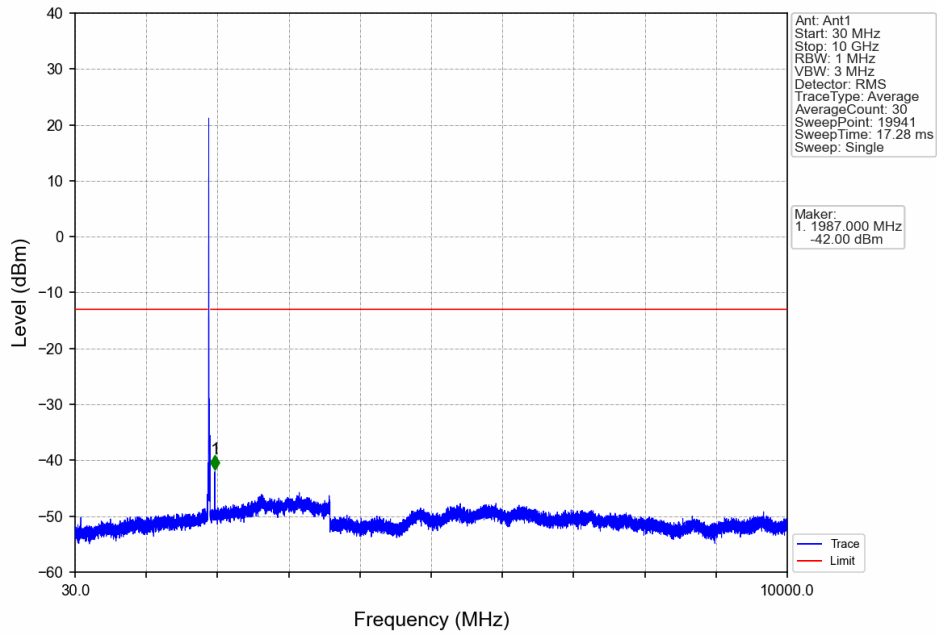
Band2_10MHz_16QAM_MCH_1880MHz_RB_1_0_NTNV



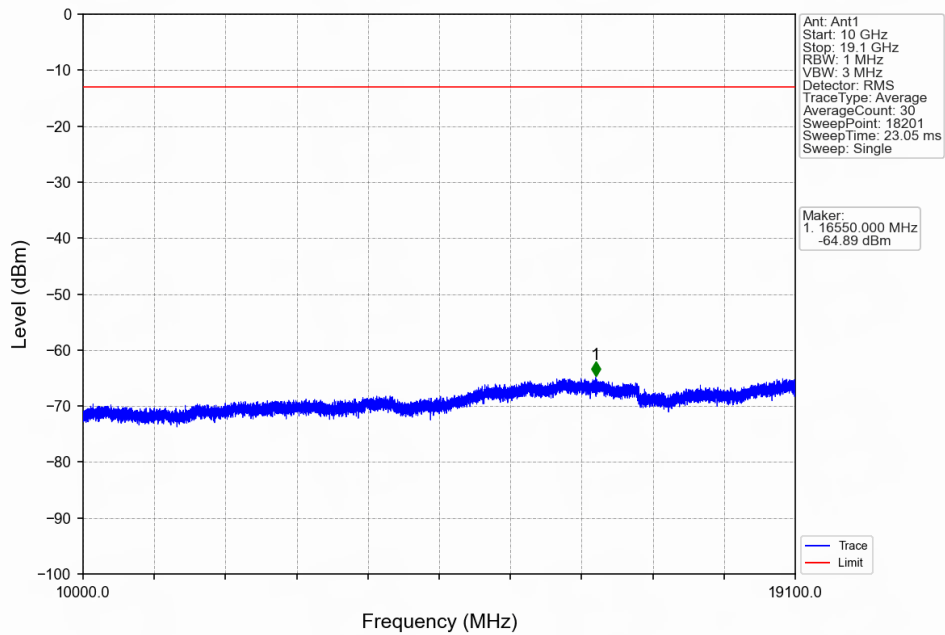
Band2_10MHz_16QAM_MCH_1880MHz_RB_1_0_NTNV



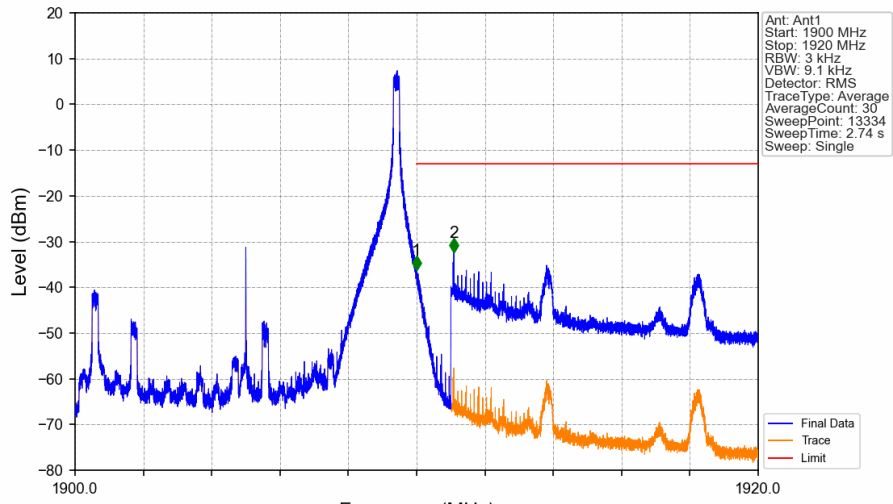
Band2_10MHz_16QAM_HCH_1905MHz_RB_1_0_NTNV



Band2_10MHz_16QAM_HCH_1905MHz_RB_1_0_NTNV

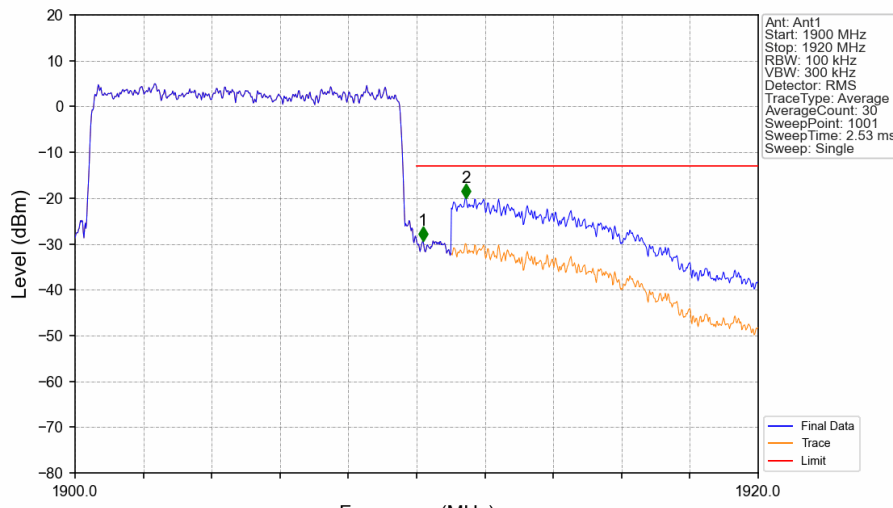


Band2_10MHz_16QAM_HCH_1905MHz_RB_1_49_NTNV



Start (MHz)	Stop (MHz)	RBW (MHz)	RBW Factor(dB)	Marker No.	Freq (MHz)	Level (dBm)	Limit (dBm)	Result
1900	1910	0.003	0	/	/	/	/	/
1910	1911	0.003	0	1	1910.001	-36.27	-13	Pass
1911	1920	1	25.23	2	1911.090	-32.38	-13	Pass

Band2_10MHz_16QAM_HCH_1905MHz_RB_50_0_NTNV



Start (MHz)	Stop (MHz)	RBW (MHz)	RBW Factor(dB)	Marker No.	Freq (MHz)	Level (dBm)	Limit (dBm)	Result
1900	1910	0.1	0	/	/	/	/	/
1910	1911	0.1	0	1	1910.180	-29.31	-13	Pass
1911	1920	1	10	2	1911.440	-19.95	-13	Pass

6.5 B2_15MHz

6.5.1 Test Result

Band: 2 / Bandwidth: 15MHz / NTV						
Modulation	Frequency (MHz)	RB Allocation		Spurious Emission		Verdict
		Size	Offset	Result	Limit	
QPSK	1857.5	1	0	Refer To Test Graph		Pass
		75	0	Refer To Test Graph		Pass
	1880	1	0	Refer To Test Graph		Pass
	1902.5	1	0	Refer To Test Graph		Pass
			74	Refer To Test Graph		Pass
		75	0	Refer To Test Graph		Pass
16QAM	1857.5	1	0	Refer To Test Graph		Pass
		75	0	Refer To Test Graph		Pass
	1880	1	0	Refer To Test Graph		Pass
	1902.5	1	0	Refer To Test Graph		Pass
			74	Refer To Test Graph		Pass
		75	0	Refer To Test Graph		Pass

6.5.2 Test Graph

