

## 1. Effective (Isotropic) Radiated Power Output Data

### 1.1 B26c\_15MHz\_ERP

#### 1.1.1 Test Result

Band: 26c / Bandwidth: 15MHz / NTN										
Modulation	Frequency (MHz)	RB Allocation		Conducted Power (dBm)	Gain (dBi)	ERP (dBm)		Verdict		
		Size	Offset			Result	Limit			
QPSK	821.5	1	0	22.57	0.54	20.96	<=38.45	Pass		
			38	22.81	0.54	21.20	<=38.45	Pass		
			74	22.58	0.54	20.97	<=38.45	Pass		
		36	0	21.77	0.54	20.16	<=38.45	Pass		
			18	21.82	0.54	20.21	<=38.45	Pass		
			39	21.83	0.54	20.22	<=38.45	Pass		
		75	0	21.82	0.54	20.21	<=38.45	Pass		
		831.5	1	0	22.64	0.54	21.03	<=38.45	Pass	
				38	22.68	0.54	21.07	<=38.45	Pass	
	74			22.46	0.54	20.85	<=38.45	Pass		
	36		0	21.73	0.54	20.12	<=38.45	Pass		
			18	21.76	0.54	20.15	<=38.45	Pass		
			39	21.65	0.54	20.04	<=38.45	Pass		
	75		0	21.69	0.54	20.08	<=38.45	Pass		
	841.5		1	0	22.49	0.54	20.88	<=38.45	Pass	
				38	22.74	0.54	21.13	<=38.45	Pass	
		74		22.46	0.54	20.85	<=38.45	Pass		
		36	0	21.72	0.54	20.11	<=38.45	Pass		
			18	21.78	0.54	20.17	<=38.45	Pass		
			39	21.63	0.54	20.02	<=38.45	Pass		
		75	0	21.65	0.54	20.04	<=38.45	Pass		
		16QAM	821.5	1	0	22.02	0.54	20.41	<=38.45	Pass
					38	22.12	0.54	20.51	<=38.45	Pass
	74				21.89	0.54	20.28	<=38.45	Pass	
36	0			20.80	0.54	19.19	<=38.45	Pass		
	18			20.82	0.54	19.21	<=38.45	Pass		
	39			20.83	0.54	19.22	<=38.45	Pass		
75	0			20.79	0.54	19.18	<=38.45	Pass		
831.5	1			0	21.66	0.54	20.05	<=38.45	Pass	
				38	22.04	0.54	20.43	<=38.45	Pass	
			74	21.68	0.54	20.07	<=38.45	Pass		
	36		0	20.69	0.54	19.08	<=38.45	Pass		
			18	20.77	0.54	19.16	<=38.45	Pass		
			39	20.57	0.54	18.96	<=38.45	Pass		
	75		0	20.68	0.54	19.07	<=38.45	Pass		
	841.5		1	0	21.63	0.54	20.02	<=38.45	Pass	
				38	21.68	0.54	20.07	<=38.45	Pass	
74				21.50	0.54	19.89	<=38.45	Pass		
36			0	20.68	0.54	19.07	<=38.45	Pass		
			18	20.72	0.54	19.11	<=38.45	Pass		
			39	20.57	0.54	18.96	<=38.45	Pass		
75			0	20.65	0.54	19.04	<=38.45	Pass		

Note1: ERP=Conducted Power+Antenna Gain-2.15

## 2. Frequency Stability

Test Report Number: BTF240105R00405

2.1 B26c\_15MHz

2.1.1 Test Result

Band: 26c / Bandwidth: 15MHz									
Modulation	Frequency (MHz)	RB Allocation		Temp. (°C)	Voltage (VDC)	Freq. Error (Hz)	Freq. vs. Rated (ppm)		Verdict
		Size	Offset				Result	Limit	
QPSK	821.5	75	0	20	3.27	-4.306	-0.0052	-2.5 to 2.5	Pass
					3.85	-4.377	-0.0053	-2.5 to 2.5	Pass
					4.43	-8.411	-0.0102	-2.5 to 2.5	Pass
				-30	3.85	-5.951	-0.0072	-2.5 to 2.5	Pass
				-20	3.85	-6.952	-0.0085	-2.5 to 2.5	Pass
				-10	3.85	-8.426	-0.0103	-2.5 to 2.5	Pass
				0	3.85	-7.610	-0.0093	-2.5 to 2.5	Pass
				10	3.85	-9.441	-0.0115	-2.5 to 2.5	Pass
				30	3.85	-7.267	-0.0088	-2.5 to 2.5	Pass
	40	3.85	-5.307	-0.0065	-2.5 to 2.5	Pass			
	50	3.85	-8.883	-0.0108	-2.5 to 2.5	Pass			
	831.5	75	0	20	3.27	-5.708	-0.0069	-2.5 to 2.5	Pass
					3.85	-6.795	-0.0082	-2.5 to 2.5	Pass
					4.43	-7.310	-0.0088	-2.5 to 2.5	Pass
				-30	3.85	-6.738	-0.0081	-2.5 to 2.5	Pass
				-20	3.85	-5.593	-0.0067	-2.5 to 2.5	Pass
				-10	3.85	-6.995	-0.0084	-2.5 to 2.5	Pass
				0	3.85	-7.639	-0.0092	-2.5 to 2.5	Pass
				10	3.85	-6.065	-0.0073	-2.5 to 2.5	Pass
				30	3.85	-3.963	-0.0048	-2.5 to 2.5	Pass
	40	3.85	-4.578	-0.0055	-2.5 to 2.5	Pass			
	50	3.85	-6.595	-0.0079	-2.5 to 2.5	Pass			
	841.5	75	0	20	3.27	-5.336	-0.0063	-2.5 to 2.5	Pass
					3.85	-5.751	-0.0068	-2.5 to 2.5	Pass
					4.43	-7.653	-0.0091	-2.5 to 2.5	Pass
				-30	3.85	-8.512	-0.0101	-2.5 to 2.5	Pass
				-20	3.85	-4.106	-0.0049	-2.5 to 2.5	Pass
-10				3.85	-2.518	-0.0030	-2.5 to 2.5	Pass	
0				3.85	-6.652	-0.0079	-2.5 to 2.5	Pass	
10				3.85	-2.775	-0.0033	-2.5 to 2.5	Pass	
30				3.85	-5.207	-0.0062	-2.5 to 2.5	Pass	
40	3.85	-4.635	-0.0055	-2.5 to 2.5	Pass				
50	3.85	-3.777	-0.0045	-2.5 to 2.5	Pass				
16QAM	821.5	75	0	20	3.27	-4.849	-0.0059	-2.5 to 2.5	Pass
					3.85	-9.699	-0.0118	-2.5 to 2.5	Pass
					4.43	-6.766	-0.0082	-2.5 to 2.5	Pass
				-30	3.85	-5.093	-0.0062	-2.5 to 2.5	Pass
				-20	3.85	-7.968	-0.0097	-2.5 to 2.5	Pass
				-10	3.85	-5.836	-0.0071	-2.5 to 2.5	Pass
				0	3.85	-7.038	-0.0086	-2.5 to 2.5	Pass
				10	3.85	-5.264	-0.0064	-2.5 to 2.5	Pass
				30	3.85	-5.393	-0.0066	-2.5 to 2.5	Pass
	40	3.85	-7.839	-0.0095	-2.5 to 2.5	Pass			
	50	3.85	-4.506	-0.0055	-2.5 to 2.5	Pass			
	831.5	75	0	20	3.27	-7.710	-0.0093	-2.5 to 2.5	Pass
					3.85	-3.777	-0.0045	-2.5 to 2.5	Pass
					4.43	-9.770	-0.0117	-2.5 to 2.5	Pass
				-30	3.85	-5.836	-0.0070	-2.5 to 2.5	Pass
-20				3.85	-3.877	-0.0047	-2.5 to 2.5	Pass	

**Test Report Number: BTF240105R00405**

				-10	3.85	-5.007	-0.0060	-2.5 to 2.5	Pass
				0	3.85	-1.845	-0.0022	-2.5 to 2.5	Pass
				10	3.85	-4.663	-0.0056	-2.5 to 2.5	Pass
				30	3.85	-4.163	-0.0050	-2.5 to 2.5	Pass
				40	3.85	-3.762	-0.0045	-2.5 to 2.5	Pass
				50	3.85	-5.565	-0.0067	-2.5 to 2.5	Pass
	841.5	75	0	20	3.27	-7.095	-0.0084	-2.5 to 2.5	Pass
					3.85	-5.293	-0.0063	-2.5 to 2.5	Pass
					4.43	-9.999	-0.0119	-2.5 to 2.5	Pass
				-30	3.85	-4.320	-0.0051	-2.5 to 2.5	Pass
				-20	3.85	-3.734	-0.0044	-2.5 to 2.5	Pass
				-10	3.85	-6.466	-0.0077	-2.5 to 2.5	Pass
				0	3.85	-4.406	-0.0052	-2.5 to 2.5	Pass
				10	3.85	-6.695	-0.0080	-2.5 to 2.5	Pass
				30	3.85	-5.293	-0.0063	-2.5 to 2.5	Pass
				40	3.85	-10.157	-0.0121	-2.5 to 2.5	Pass
				50	3.85	-5.536	-0.0066	-2.5 to 2.5	Pass

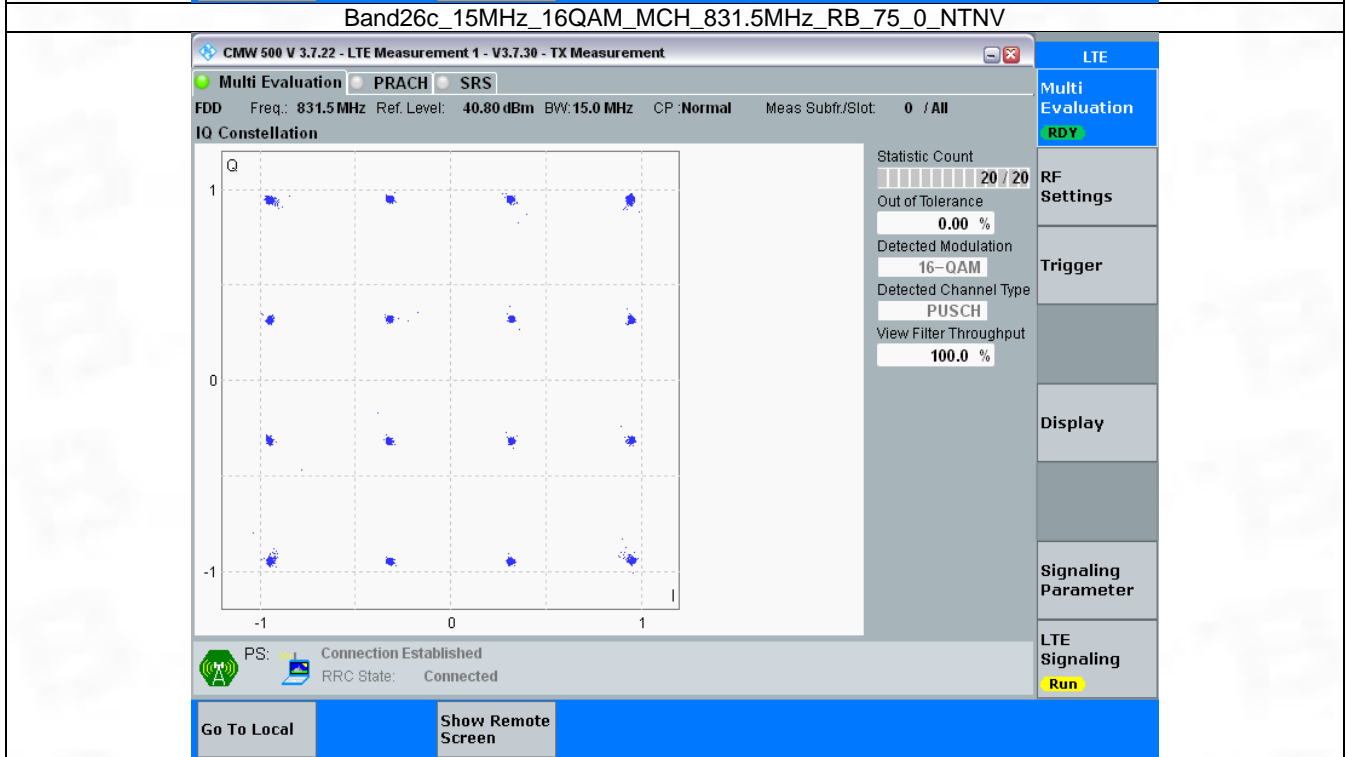
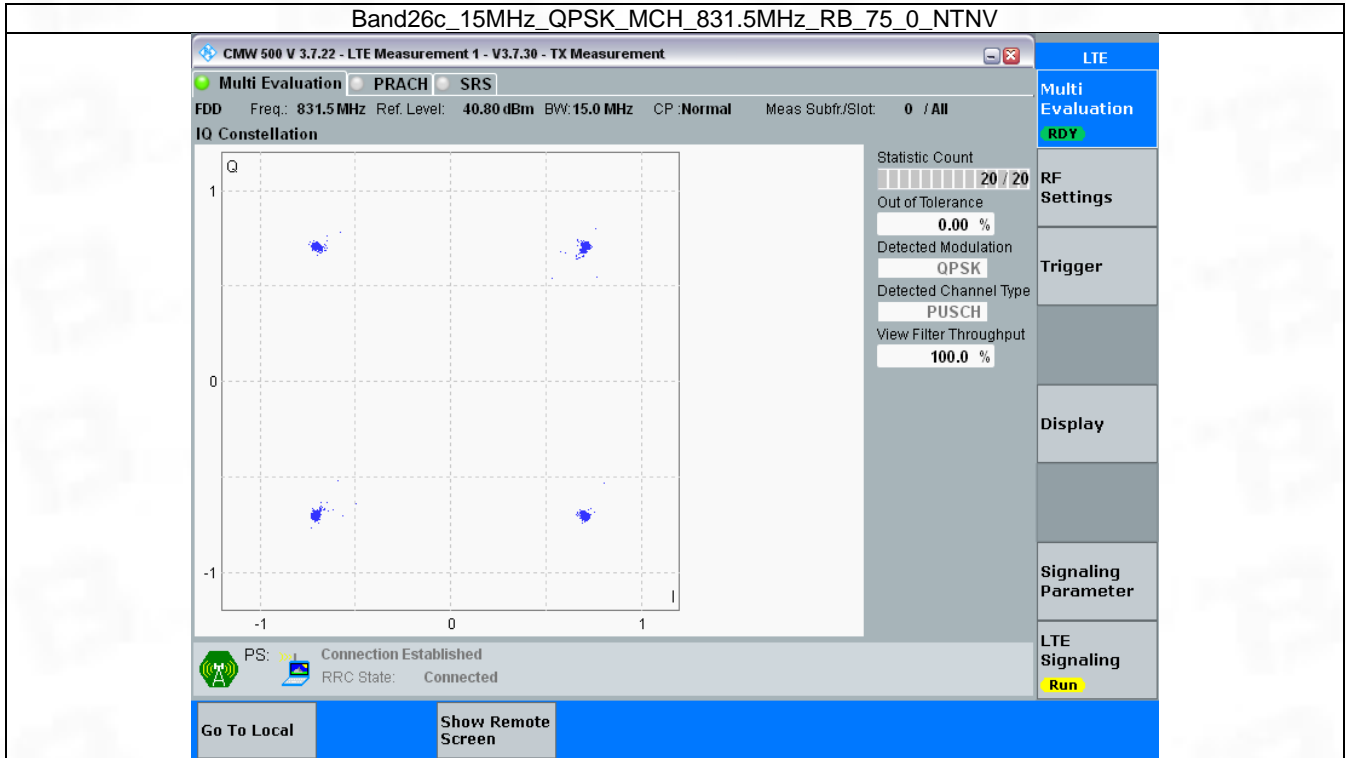
### 3. Modulation Characteristics

#### 3.1 B26c\_15MHz

##### 3.1.1 Test Result

Band: 26c / Bandwidth: 15MHz / NTN						
Modulation	Frequency (MHz)	RB Allocation		Modulation Characteristics		Verdict
		Size	Offset	Result	Limit	
QPSK	831.5	75	0	Refer To Test Graph		Pass
16QAM	831.5	75	0	Refer To Test Graph		Pass

3.1.2 Test Graph



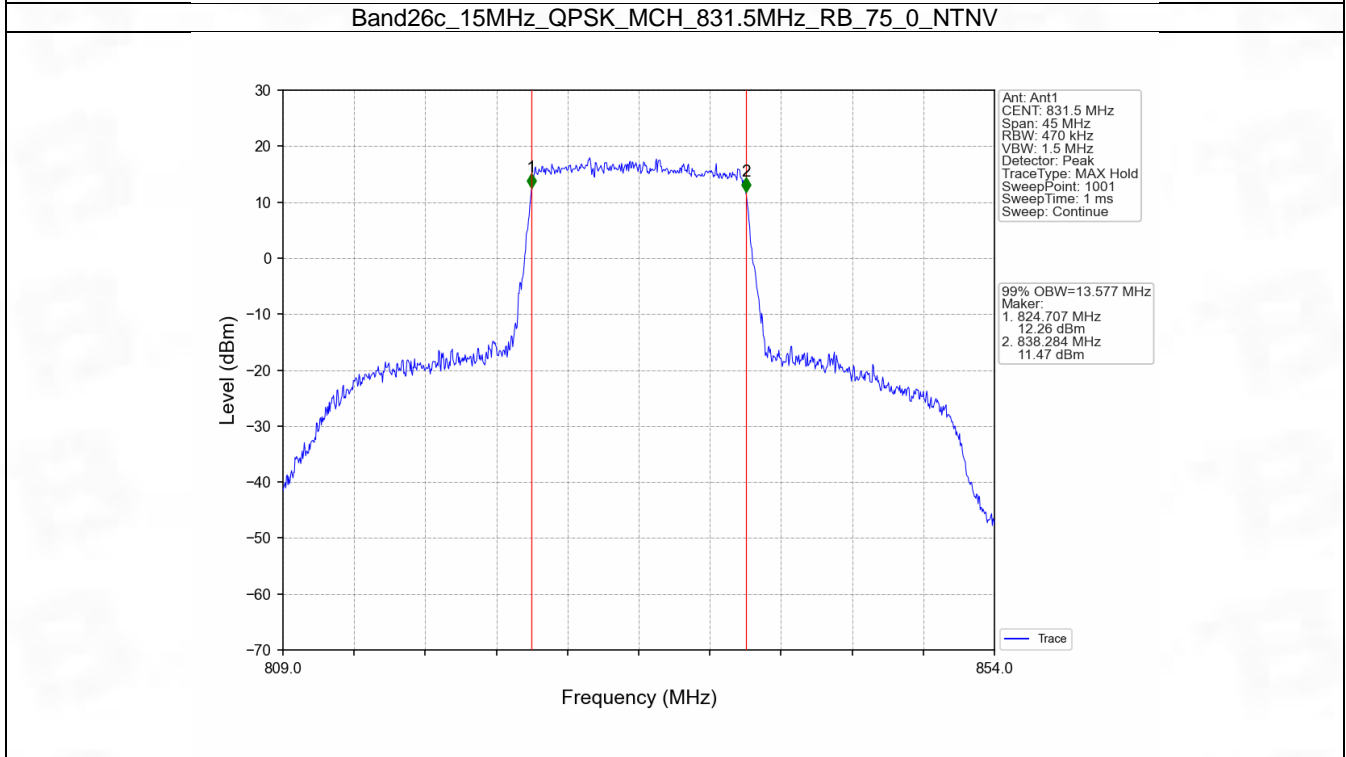
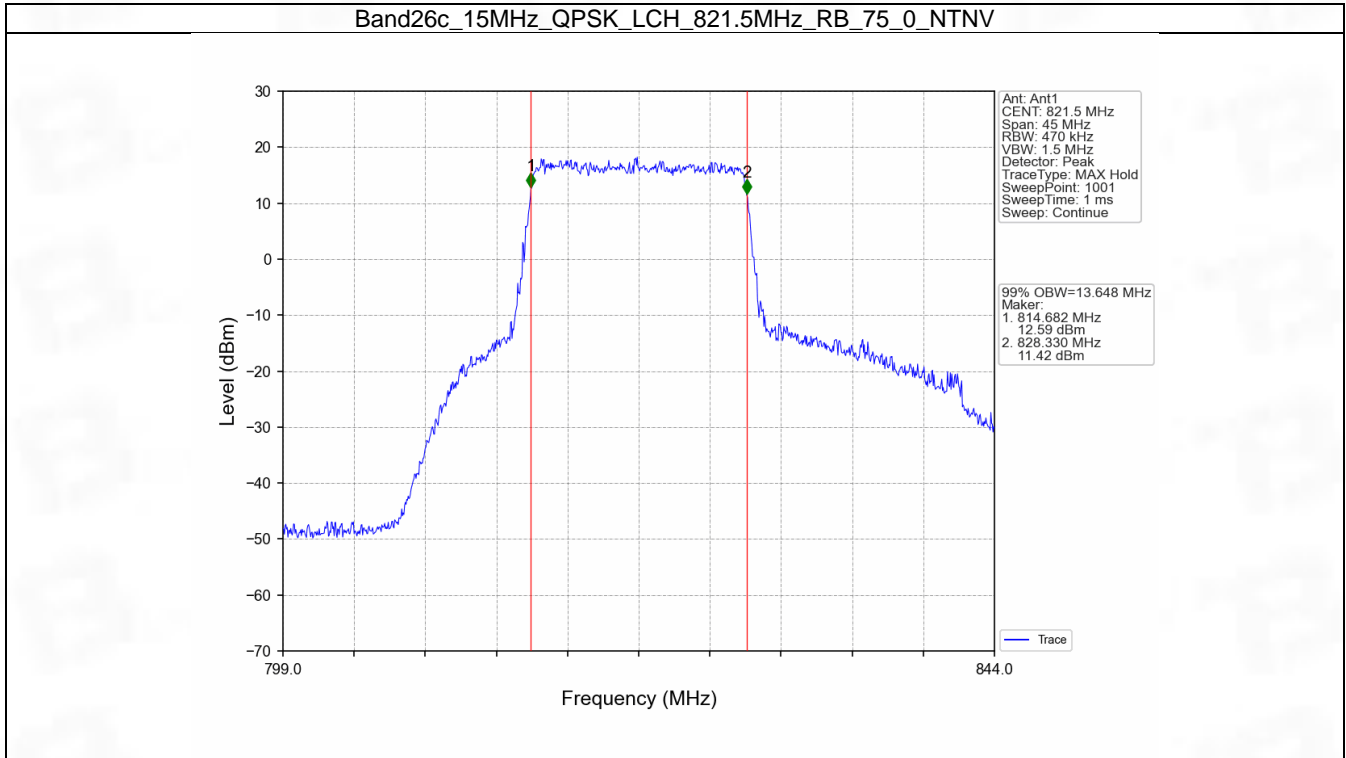
4. 99% & 26dB Bandwidth

4.1 Band26c\_OBW

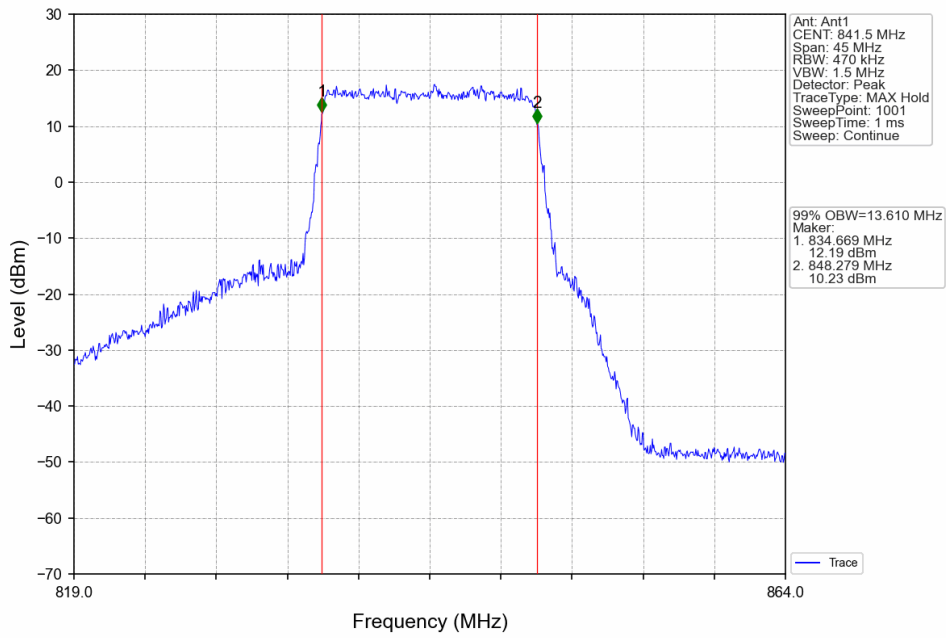
4.1.1 Test Result

Band: 26c / NTNV							
Bandwidth (MHz)	Modulation	Frequency (MHz)	RB Allocation		99% Occupied Bandwidth (MHz)		Verdict
			Size	Offset	Result	Limit	
15	QPSK	821.5	75	0	13.648	/	Pass
		831.5	75	0	13.577	/	Pass
		841.5	75	0	13.610	/	Pass
	16QAM	821.5	75	0	13.684	/	Pass
		831.5	75	0	13.580	/	Pass
		841.5	75	0	13.567	/	Pass

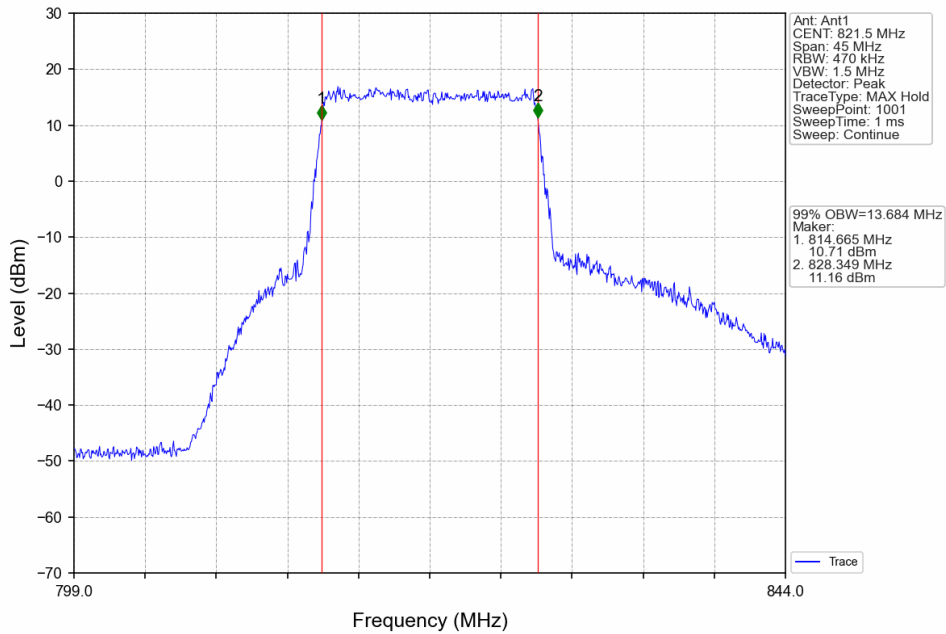
4.1.2 Test Graph



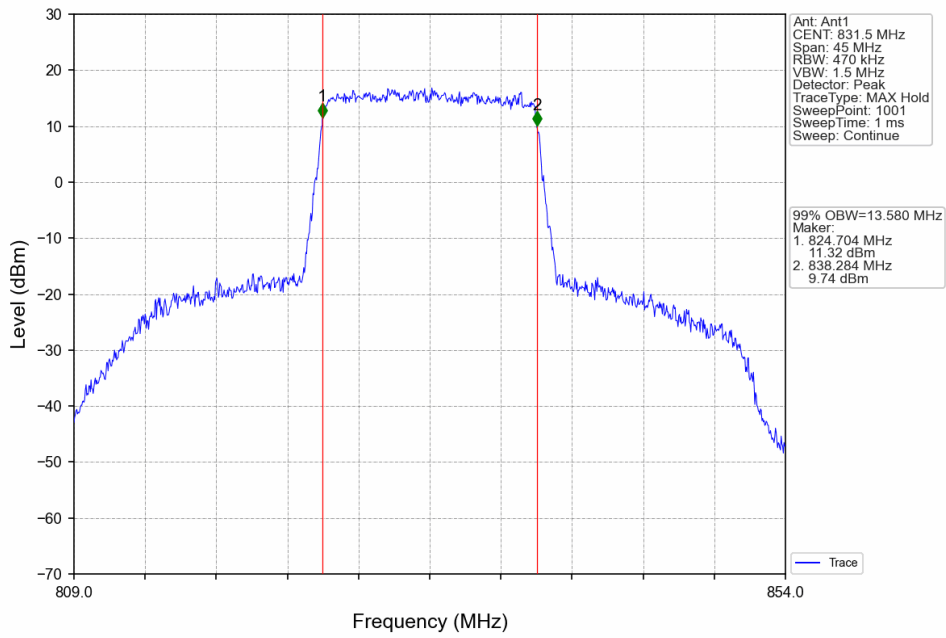
Band26c\_15MHz\_QPSK\_HCH\_841.5MHz\_RB\_75\_0\_NTNV



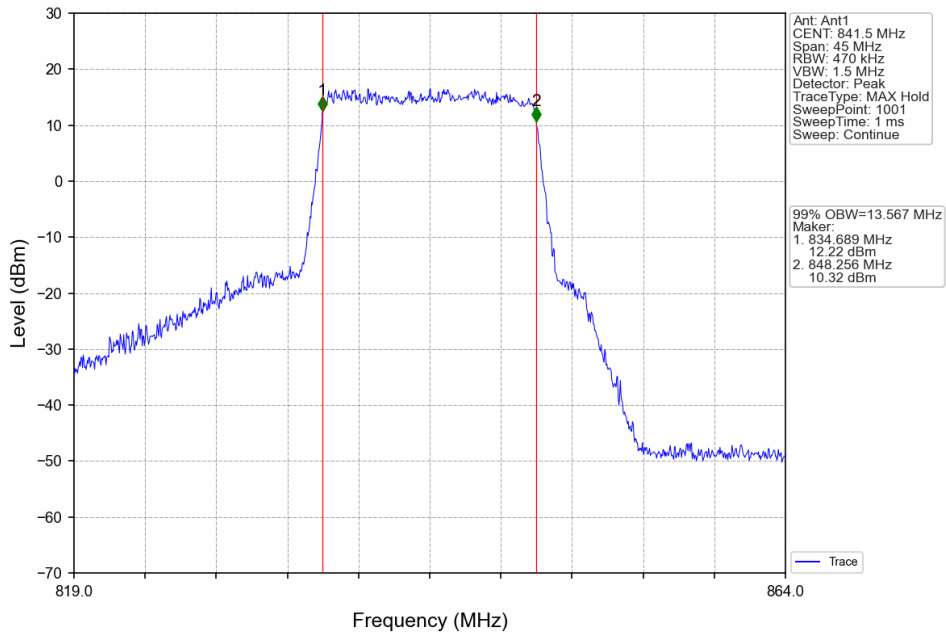
Band26c\_15MHz\_16QAM\_LCH\_821.5MHz\_RB\_75\_0\_NTNV



Band26c\_15MHz\_16QAM\_MCH\_831.5MHz\_RB\_75\_0\_NTNV



Band26c\_15MHz\_16QAM\_HCH\_841.5MHz\_RB\_75\_0\_NTNV



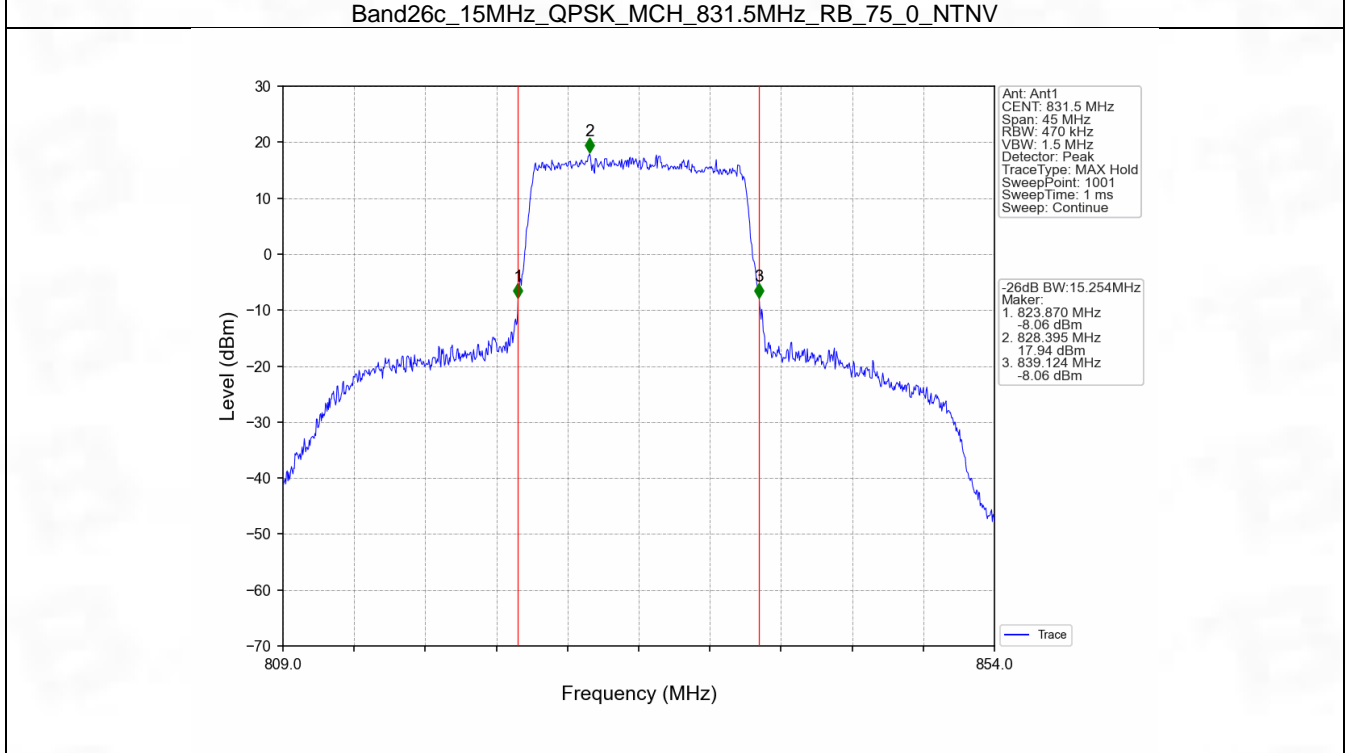
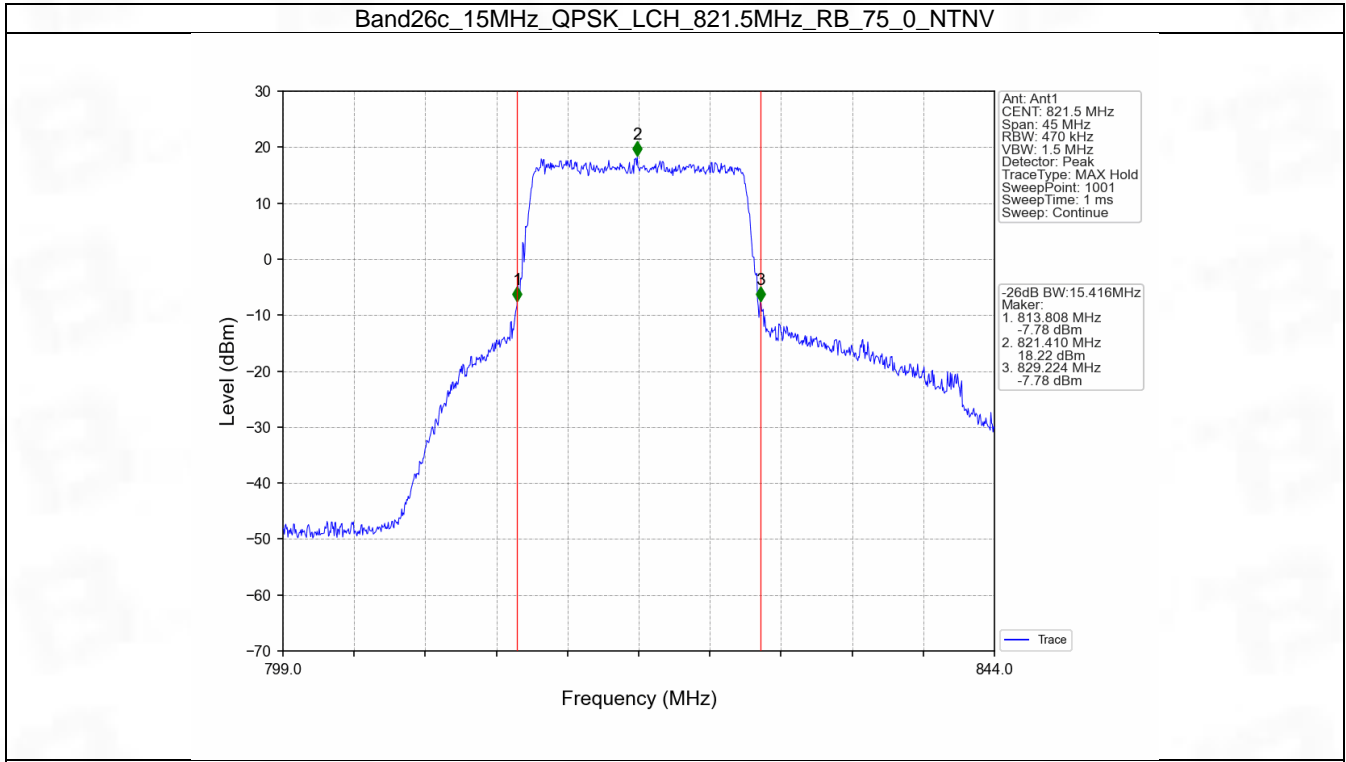


4.2 Band26c\_XDB

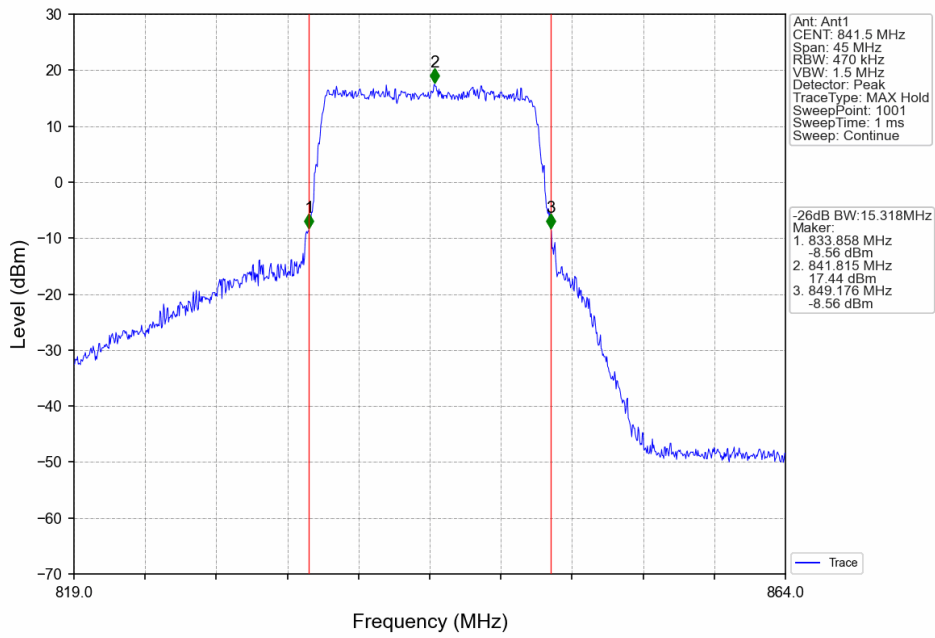
4.2.1 Test Result

Band: 26c / NTV							
Bandwidth (MHz)	Modulation	Frequency (MHz)	RB Allocation		26dB Bandwidth (MHz)		Verdict
			Size	Offset	Result	Limit	
15	QPSK	821.5	75	0	15.416	/	Pass
		831.5	75	0	15.254	/	Pass
		841.5	75	0	15.318	/	Pass
	16QAM	821.5	75	0	15.433	/	Pass
		831.5	75	0	15.292	/	Pass
		841.5	75	0	15.447	/	Pass

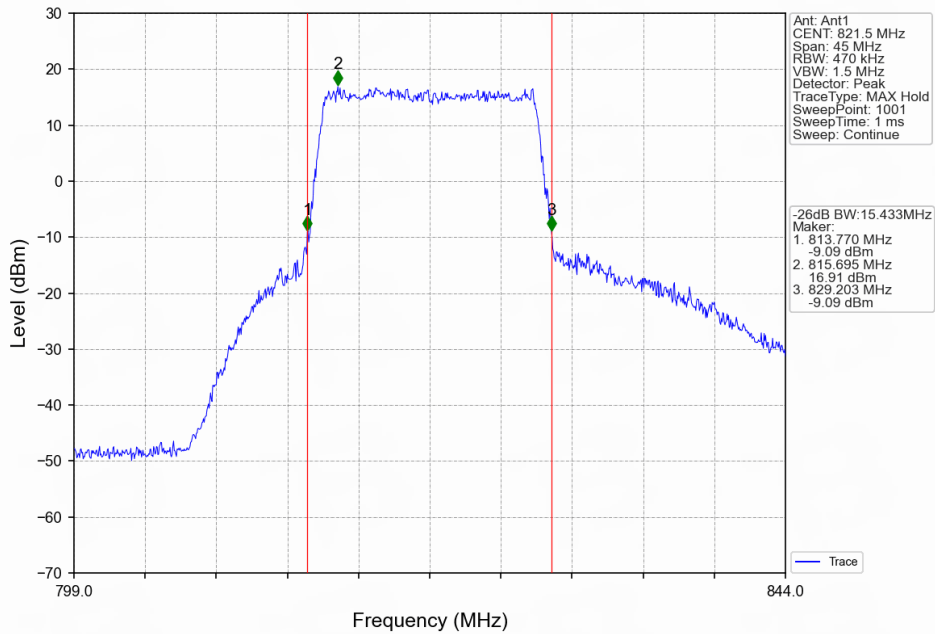
4.2.2 Test Graph



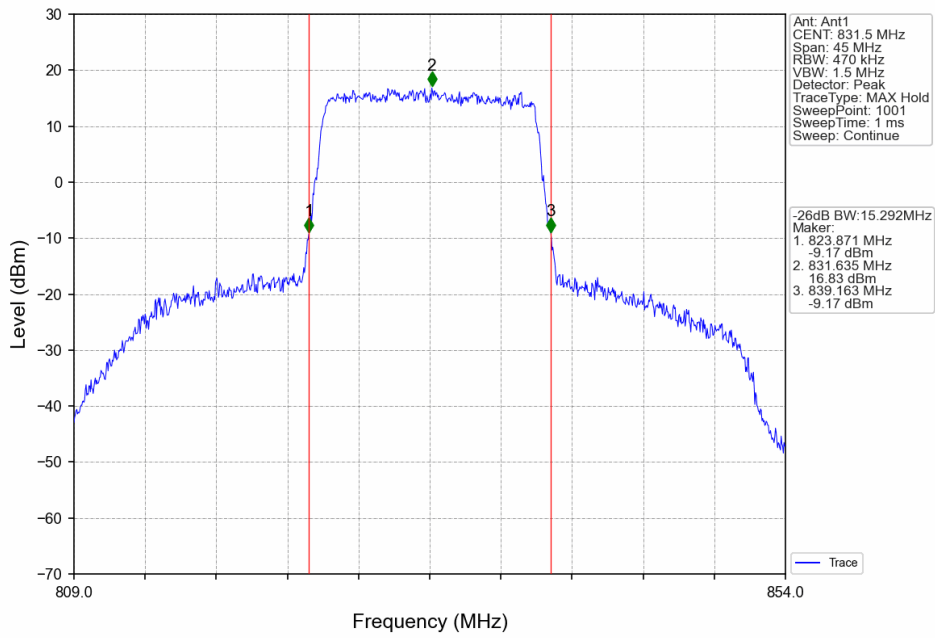
Band26c\_15MHz\_QPSK\_HCH\_841.5MHz\_RB\_75\_0\_NTNV



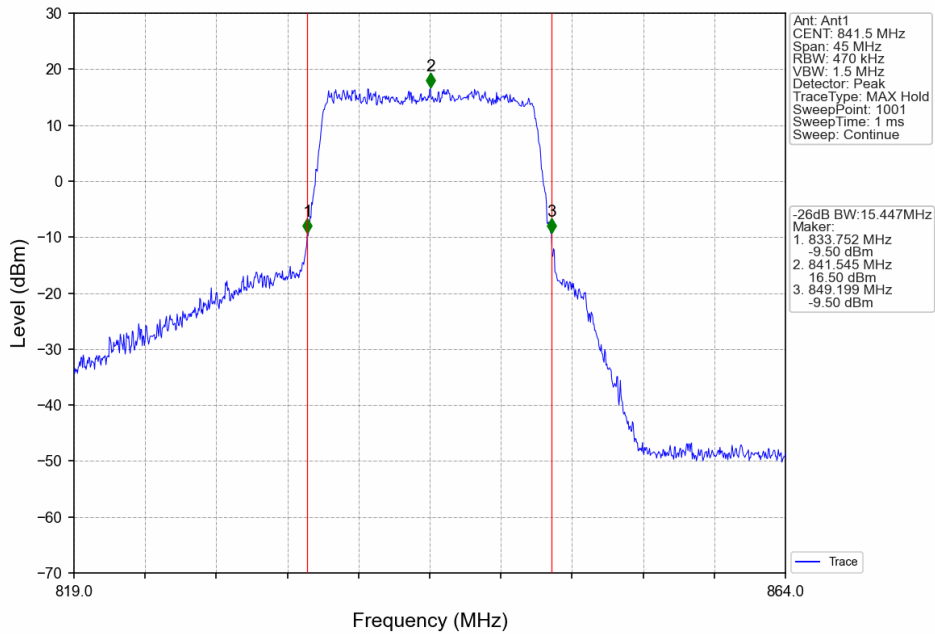
Band26c\_15MHz\_16QAM\_LCH\_821.5MHz\_RB\_75\_0\_NTNV



Band26c\_15MHz\_16QAM\_MCH\_831.5MHz\_RB\_75\_0\_NTNV



Band26c\_15MHz\_16QAM\_HCH\_841.5MHz\_RB\_75\_0\_NTNV



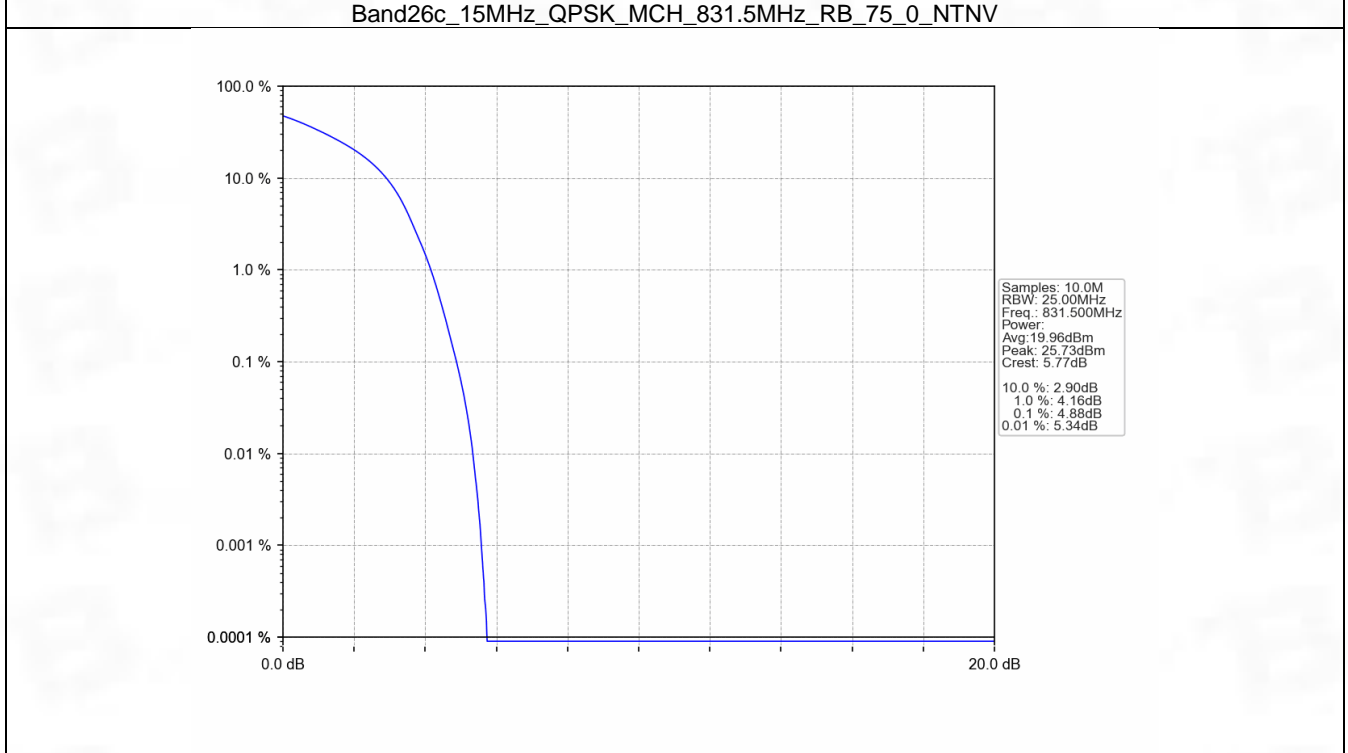
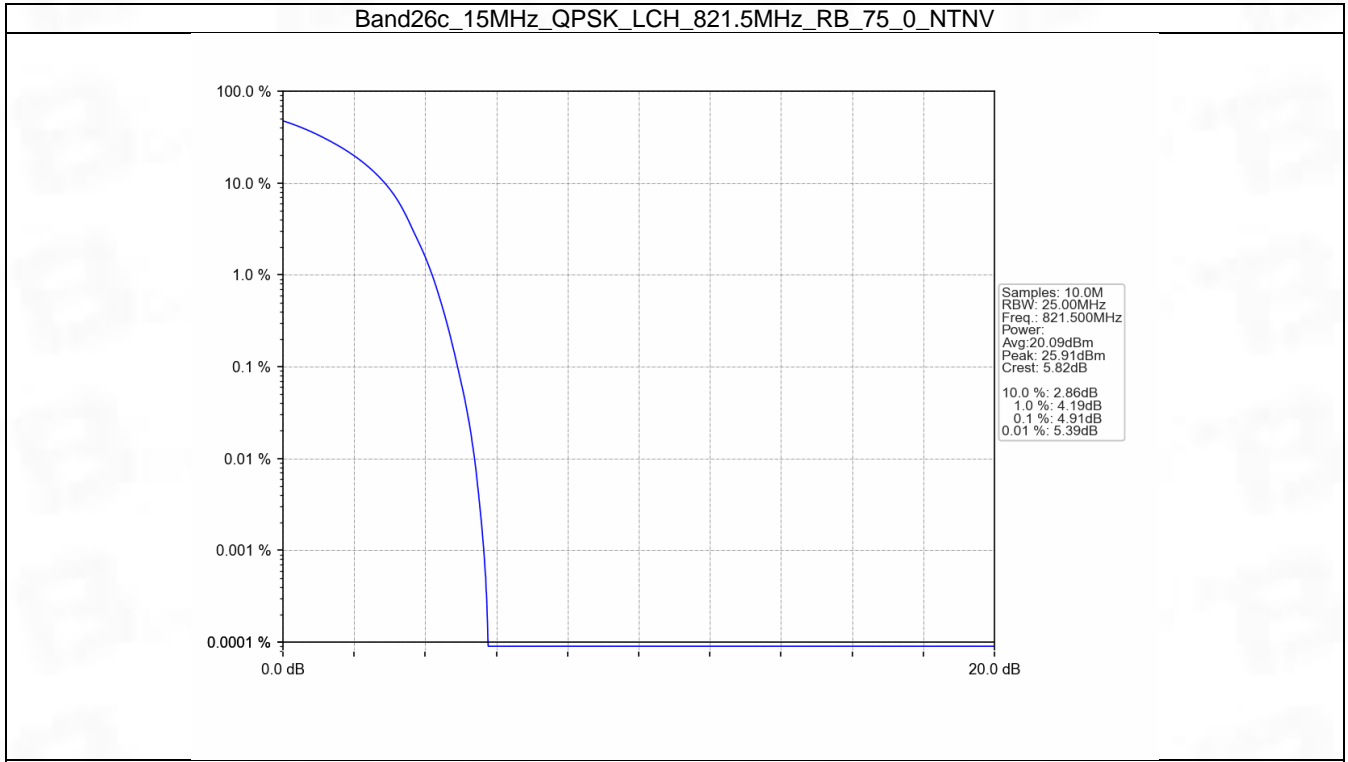
## 5. Peak-Average Ratio

### 5.1 B26c\_15MHz

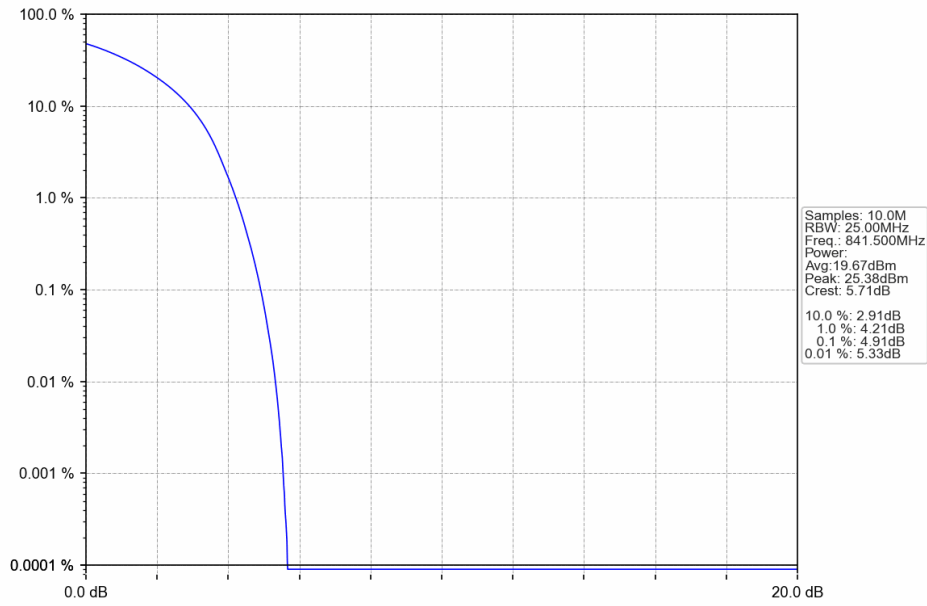
#### 5.1.1 Test Result

Band: 26c / Bandwidth: 15MHz / NTN						
Modulation	Frequency (MHz)	RB Allocation		Peak-Average Ratio (dB)		Verdict
		Size	Offset	Result	Limit	
QPSK	821.5	75	0	4.91	<=13	Pass
	831.5	75	0	4.88	<=13	Pass
	841.5	75	0	4.91	<=13	Pass
16QAM	821.5	75	0	6.08	<=13	Pass
	831.5	75	0	6.10	<=13	Pass
	841.5	75	0	6.00	<=13	Pass

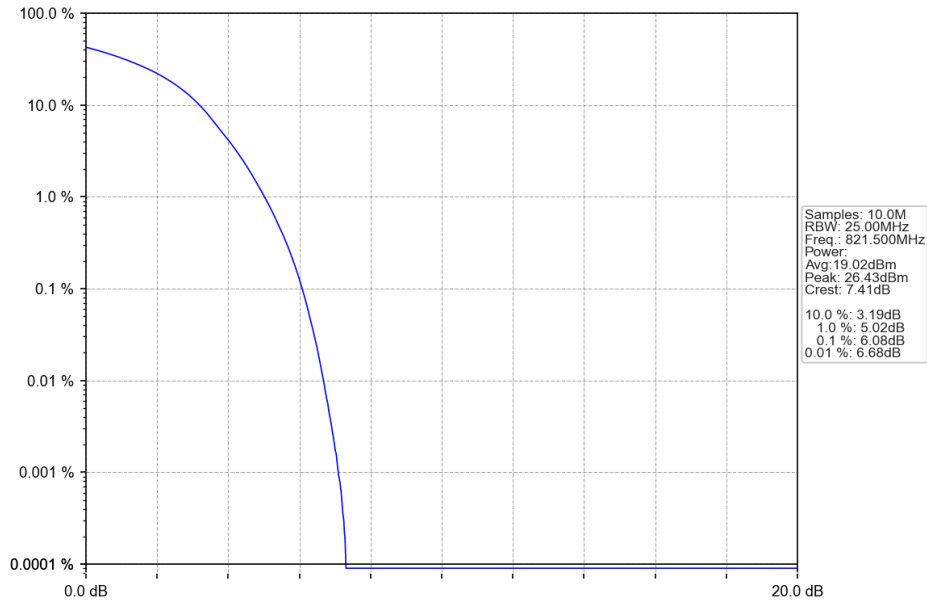
5.1.2 Test Graph



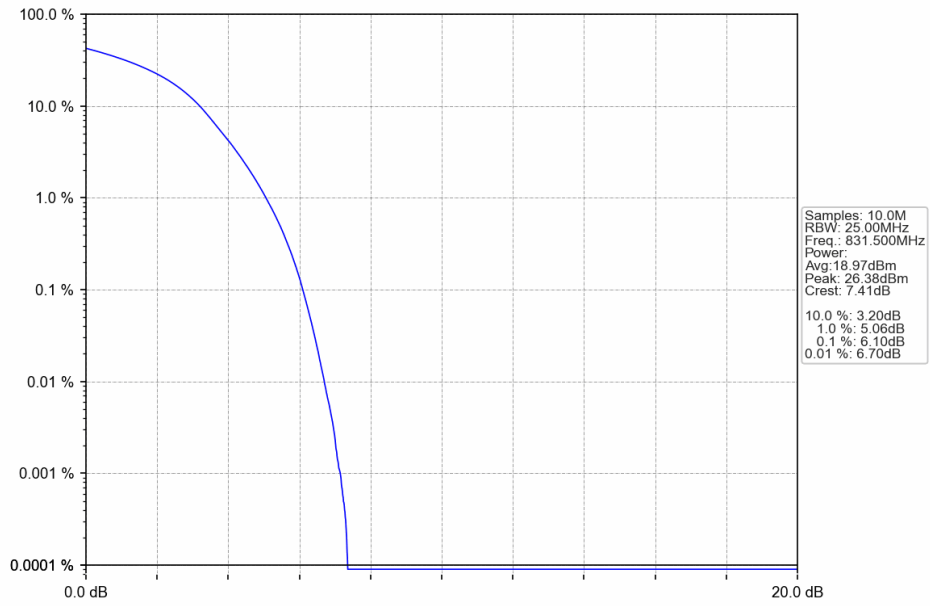
Band26c\_15MHz\_QPSK\_HCH\_841.5MHz\_RB\_75\_0\_NTNV



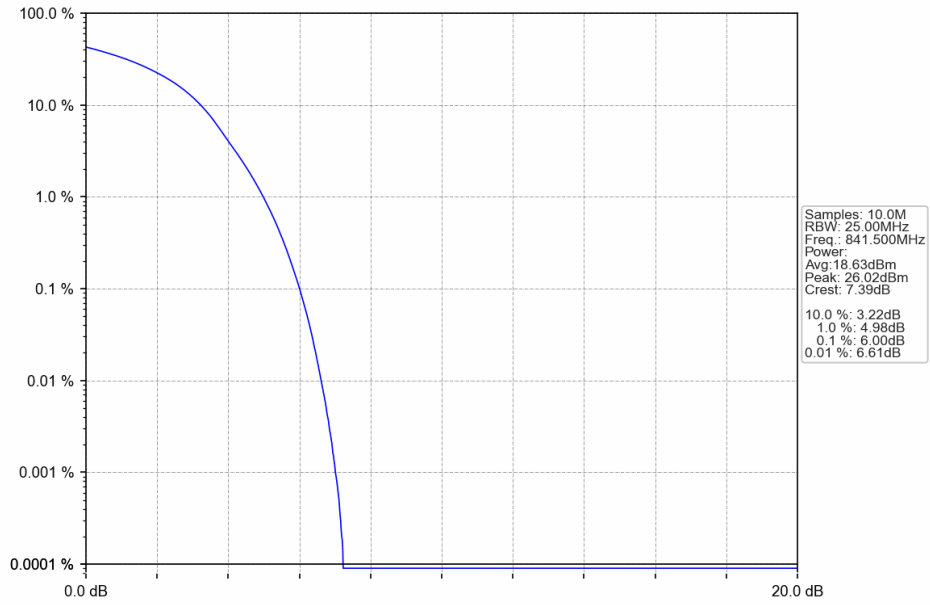
Band26c\_15MHz\_16QAM\_LCH\_821.5MHz\_RB\_75\_0\_NTNV



Band26c\_15MHz\_16QAM\_MCH\_831.5MHz\_RB\_75\_0\_NTNV



Band26c\_15MHz\_16QAM\_HCH\_841.5MHz\_RB\_75\_0\_NTNV





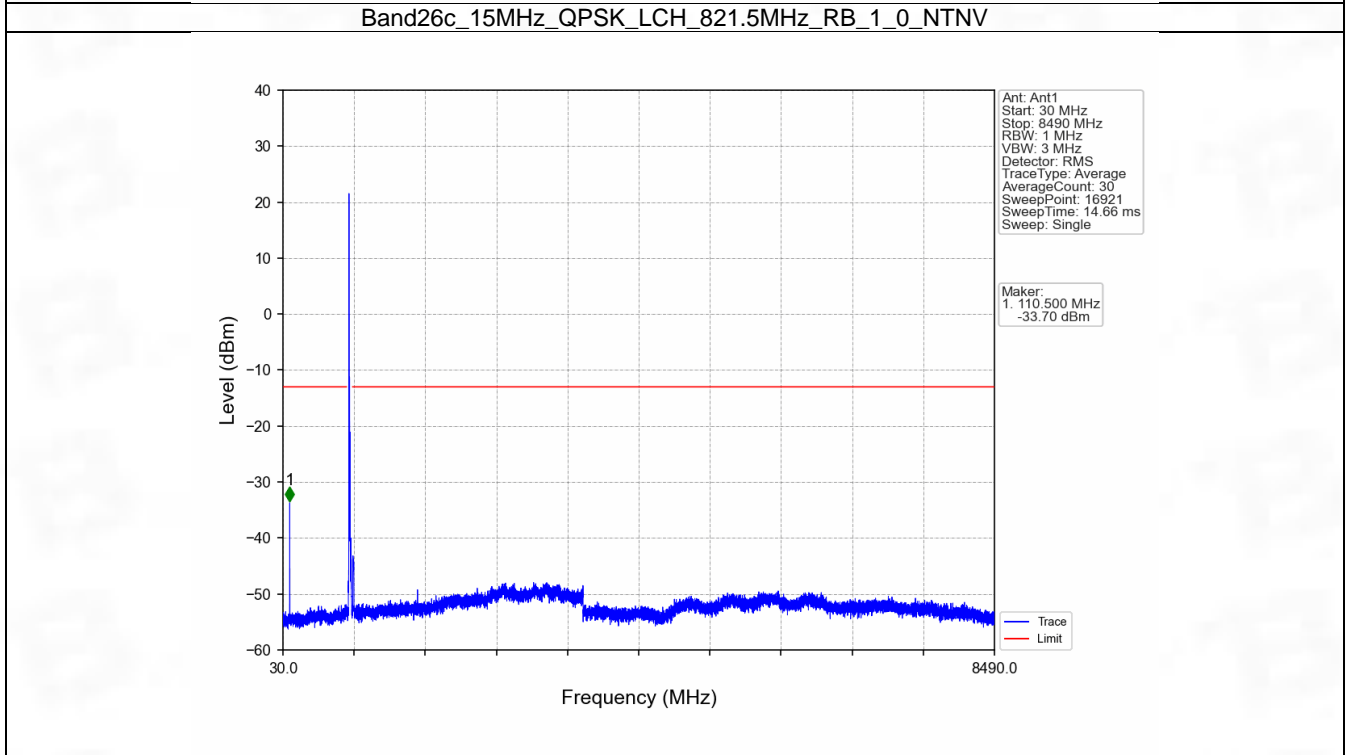
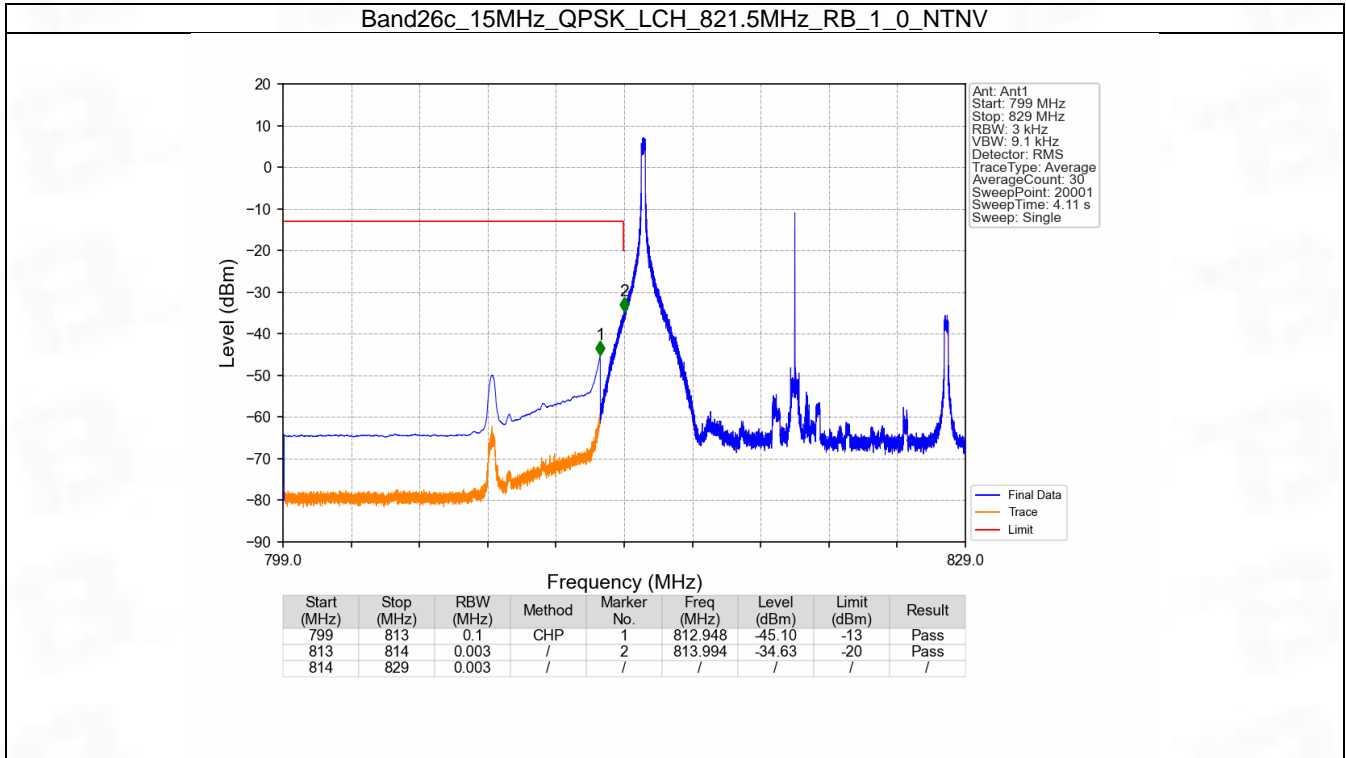
## 6. Spurious Emission

### 6.1 B26c\_15MHz

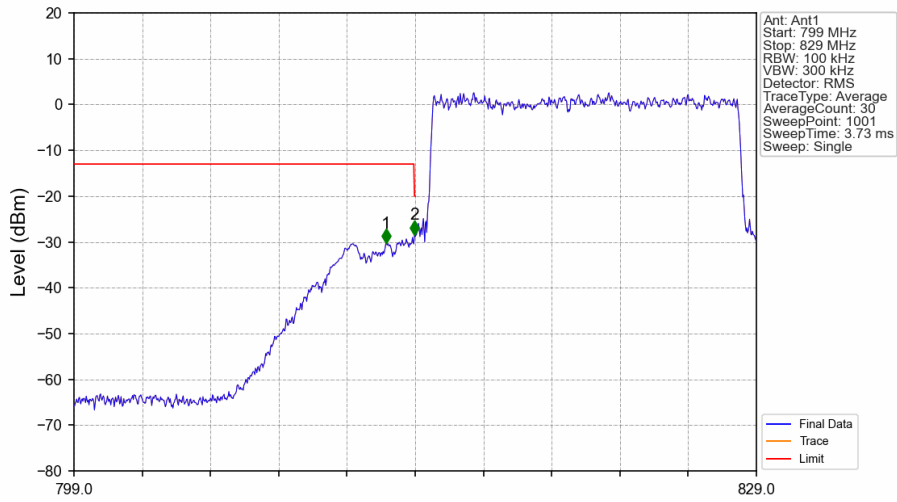
#### 6.1.1 Test Result

Band: 26c / Bandwidth: 15MHz / NTN						
Modulation	Frequency (MHz)	RB Allocation		Spurious Emission		Verdict
		Size	Offset	Result	Limit	
QPSK	821.5	1	0	Refer To Test Graph		Pass
		75	0	Refer To Test Graph		Pass
	831.5	1	0	Refer To Test Graph		Pass
		841.5	1	0	Refer To Test Graph	
				74	Refer To Test Graph	
			75	0	Refer To Test Graph	
16QAM	821.5	1	0	Refer To Test Graph		Pass
		75	0	Refer To Test Graph		Pass
	831.5	1	0	Refer To Test Graph		Pass
		841.5	1	0	Refer To Test Graph	
				74	Refer To Test Graph	
			75	0	Refer To Test Graph	

6.1.2 Test Graph

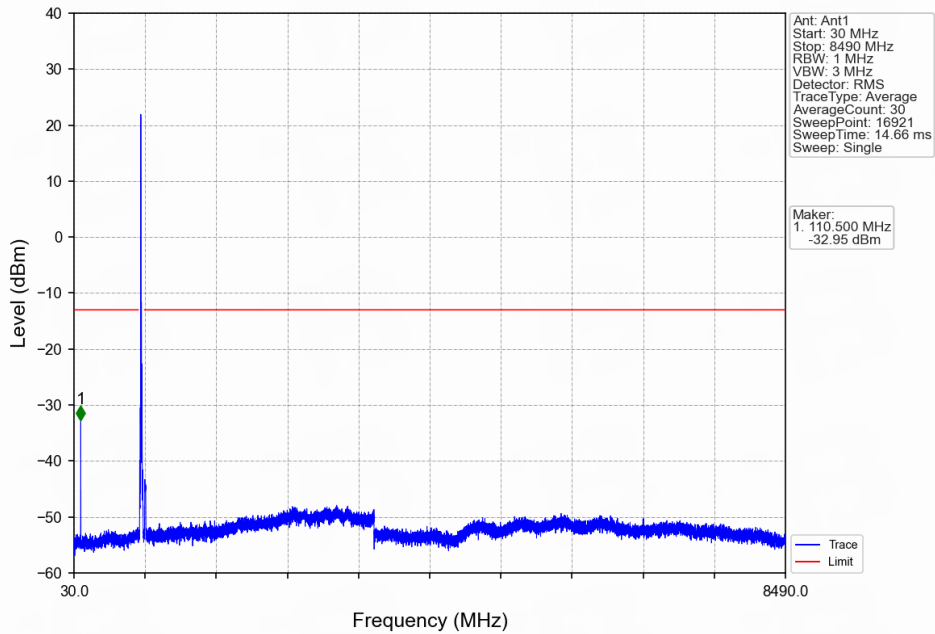


Band26c\_15MHz\_QPSK\_LCH\_821.5MHz\_RB\_75\_0\_NTNV

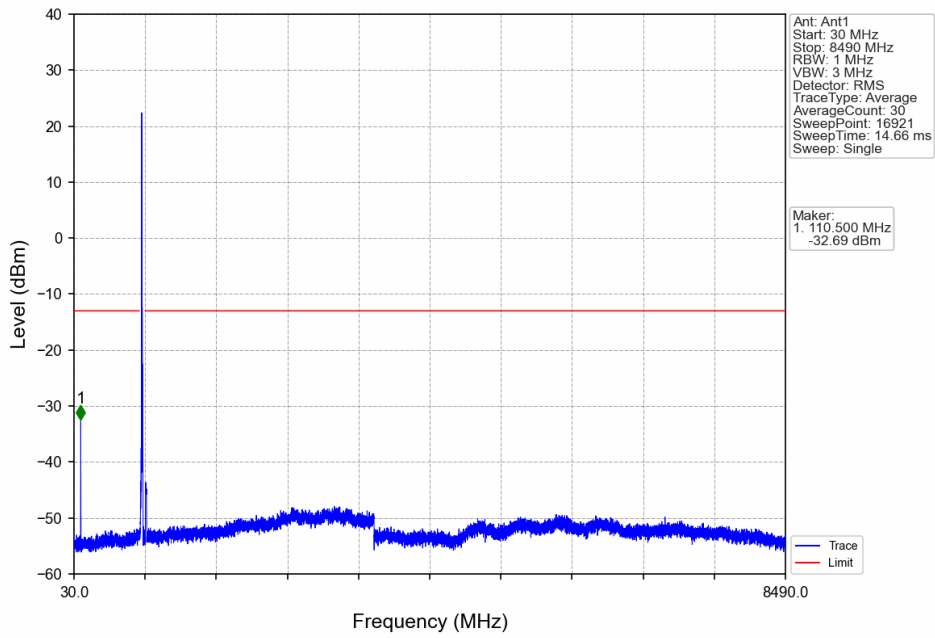


Start (MHz)	Stop (MHz)	RBW (MHz)	Method	Marker No.	Freq (MHz)	Level (dBm)	Limit (dBm)	Result
799	813	0.1	/	1	812.710	-30.32	-13	Pass
813	814	0.154	/	2	813.970	-28.44	-20	Pass
814	829	0.154	/	/	/	/	/	/

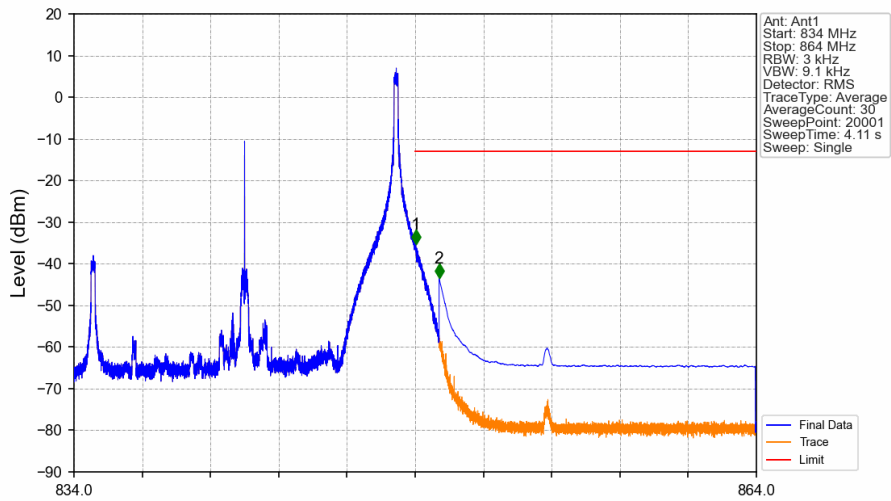
Band26c\_15MHz\_QPSK\_MCH\_831.5MHz\_RB\_1\_0\_NTNV



Band26c\_15MHz\_QPSK\_HCH\_841.5MHz\_RB\_1\_0\_NTNV

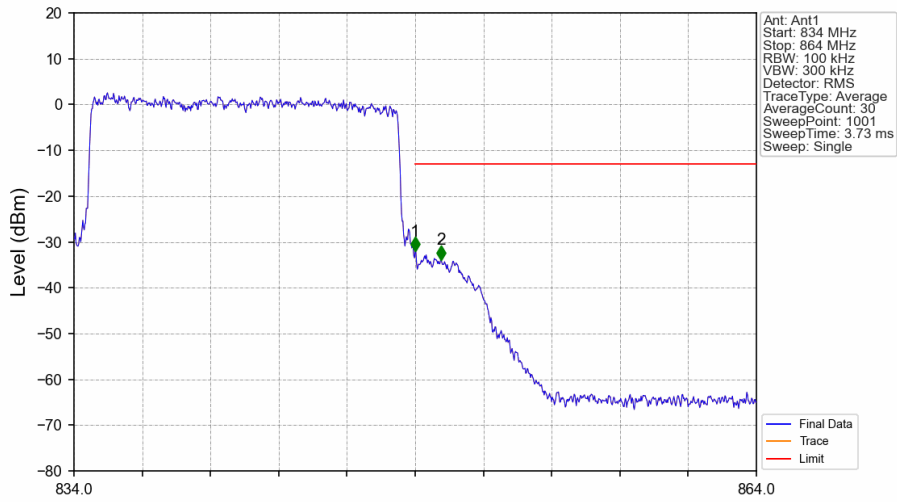


Band26c\_15MHz\_QPSK\_HCH\_841.5MHz\_RB\_1\_74\_NTNV



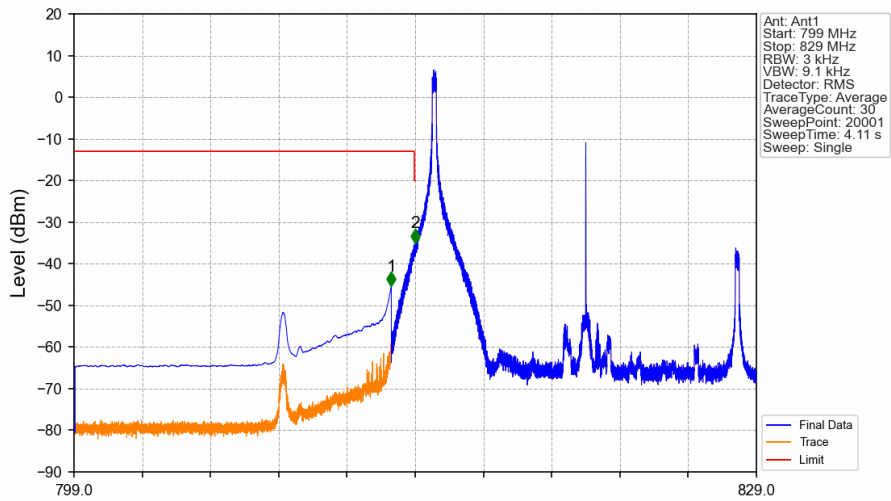
Start (MHz)	Stop (MHz)	RBW (MHz)	Method	Marker No.	Freq (MHz)	Level (dBm)	Limit (dBm)	Result
834	849	0.003	/	/	/	/	/	/
849	850	0.003	/	1	849.027	-35.26	-13	Pass
850	864	0.1	CHP	2	850.052	-43.39	-13	Pass

Band26c\_15MHz\_QPSK\_HCH\_841.5MHz\_RB\_75\_0\_NTNV



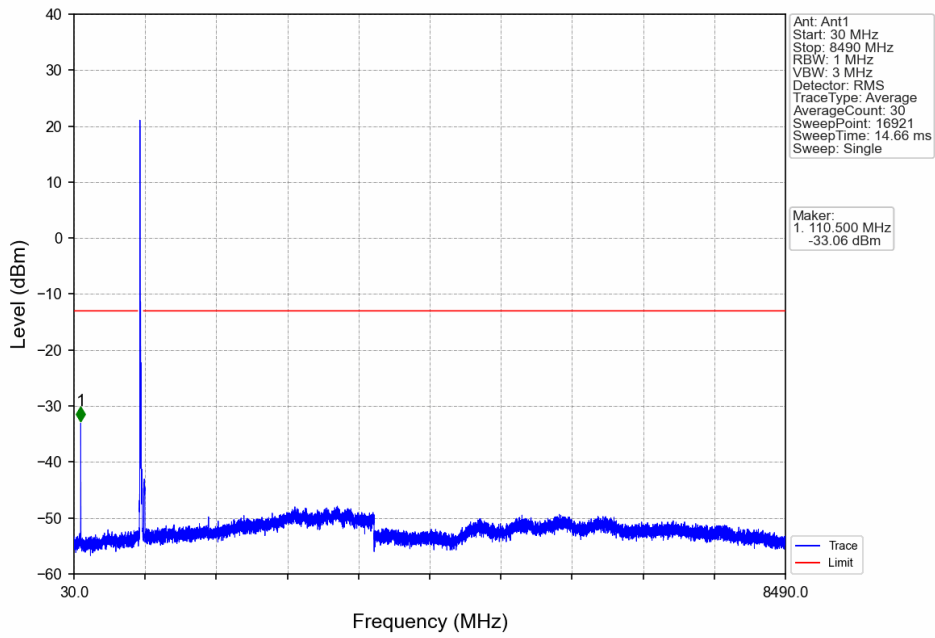
Start (MHz)	Stop (MHz)	RBW (MHz)	Method	Marker No.	Freq (MHz)	Level (dBm)	Limit (dBm)	Result
834	849	0.153	/	/	/	/	/	/
849	850	0.153	/	1	849.000	-32.04	-13	Pass
850	864	0.1	/	2	850.140	-33.87	-13	Pass

Band26c\_15MHz\_16QAM\_LCH\_821.5MHz\_RB\_1\_0\_NTNV

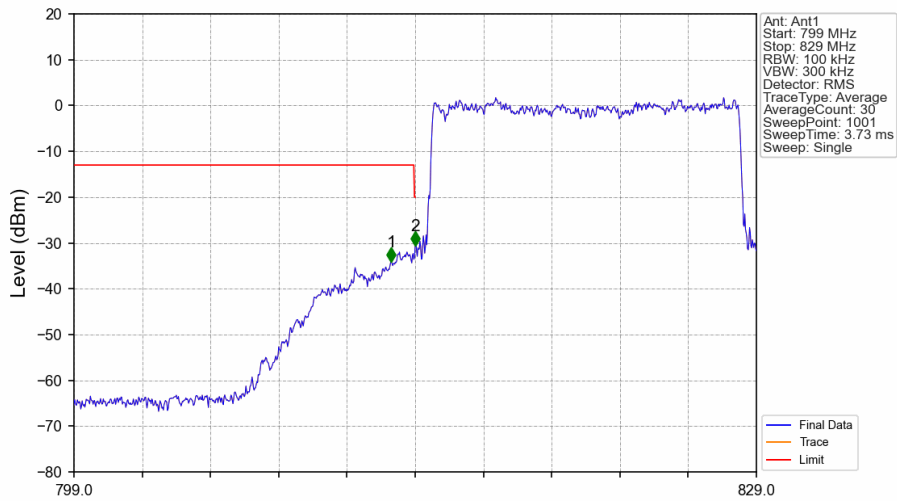


Start (MHz)	Stop (MHz)	RBW (MHz)	Method	Marker No.	Freq (MHz)	Level (dBm)	Limit (dBm)	Result
799	813	0.1	CHP	1	812.948	-45.45	-13	Pass
813	814	0.003	/	2	813.997	-35.01	-20	Pass
814	829	0.003	/	/	/	/	/	/

Band26c\_15MHz\_16QAM\_LCH\_821.5MHz\_RB\_1\_0\_NTNV

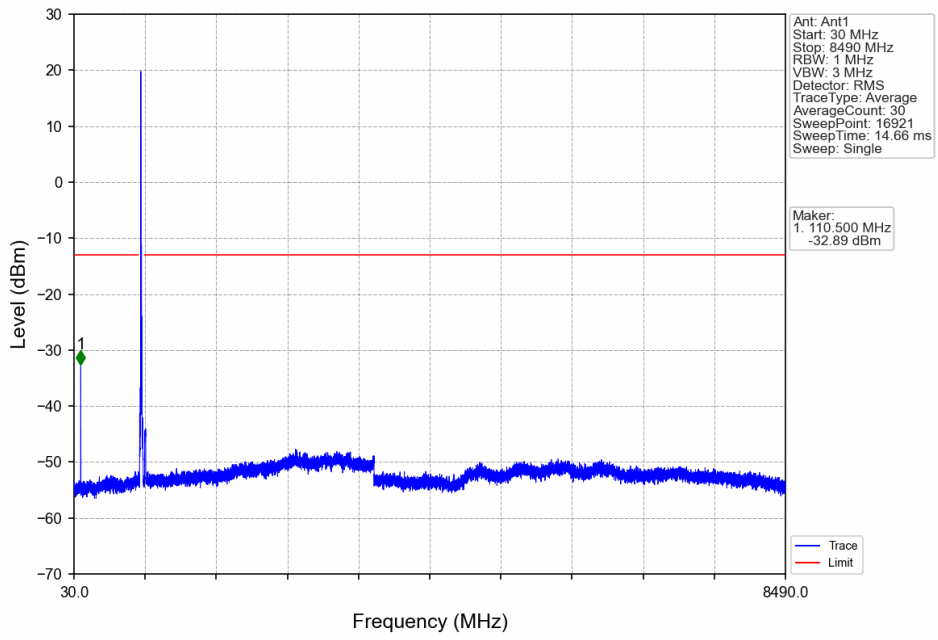


Band26c\_15MHz\_16QAM\_LCH\_821.5MHz\_RB\_75\_0\_NTNV

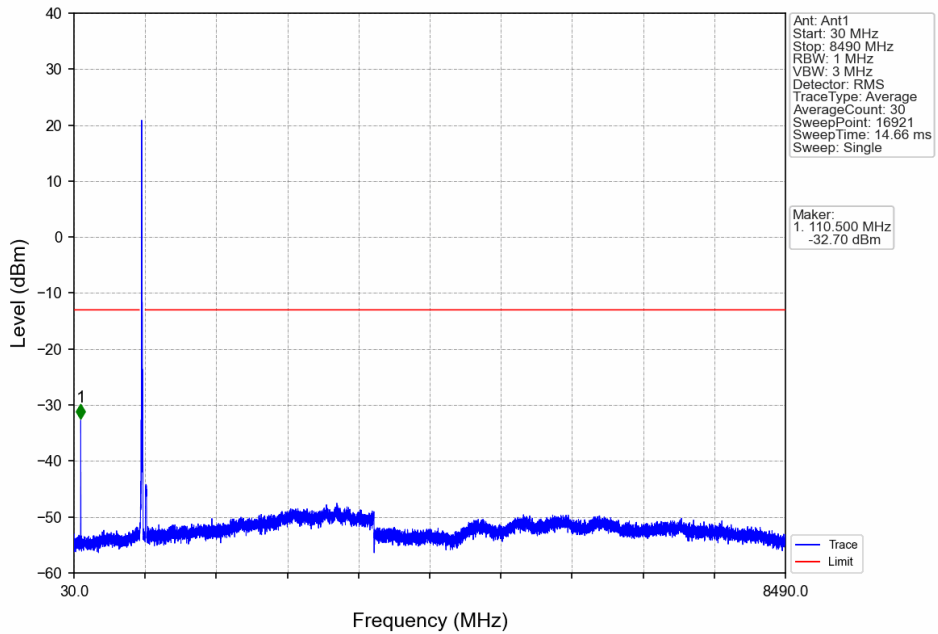


Start (MHz)	Stop (MHz)	RBW (MHz)	Method	Marker No.	Freq (MHz)	Level (dBm)	Limit (dBm)	Result
799	813	0.1	/	1	812.950	-34.14	-13	Pass
813	814	0.154	/	2	814.000	-30.60	-20	Pass
814	829	0.154	/	/	/	/	/	/

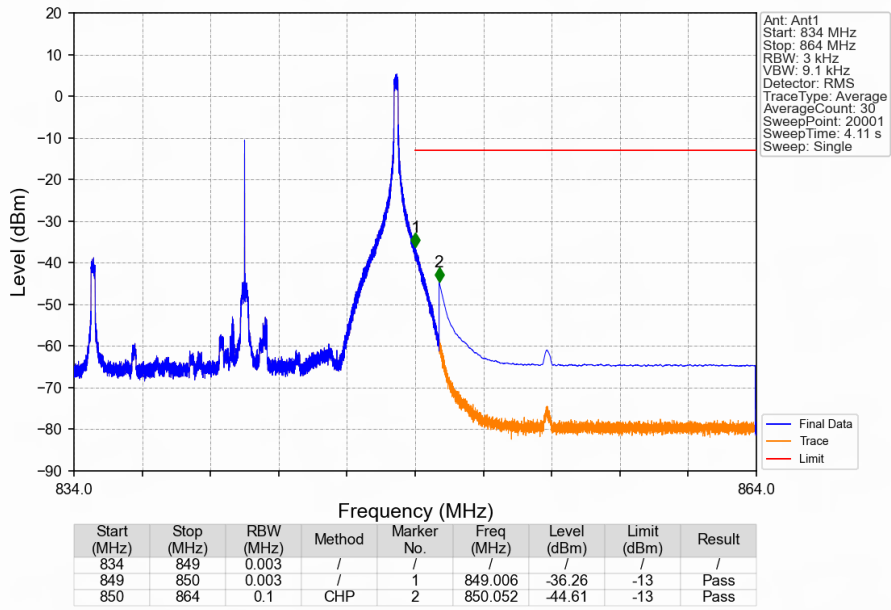
Band26c\_15MHz\_16QAM\_MCH\_831.5MHz\_RB\_1\_0\_NTNV



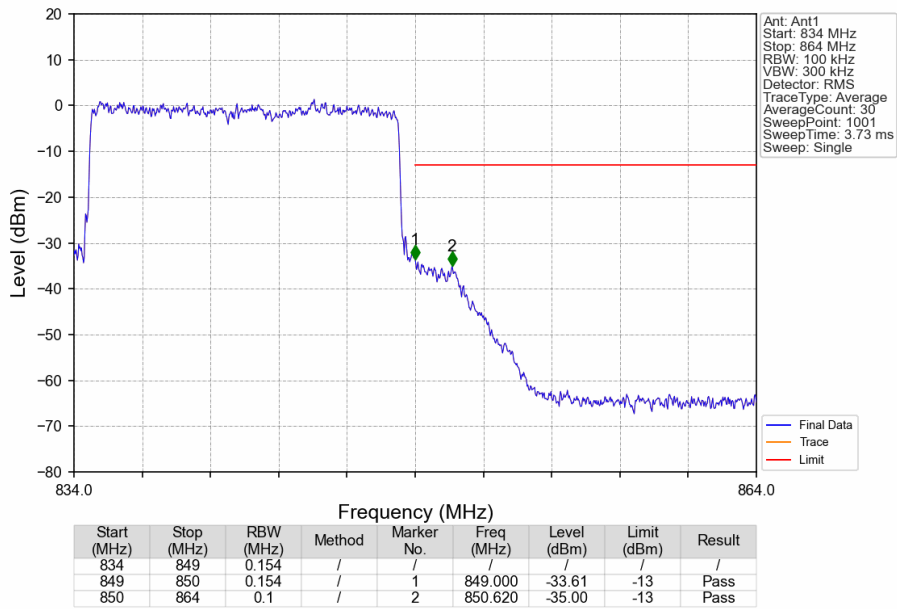
Band26c\_15MHz\_16QAM\_HCH\_841.5MHz\_RB\_1\_0\_NTNV



Band26c\_15MHz\_16QAM\_HCH\_841.5MHz\_RB\_1\_74\_NTNV



Band26c\_15MHz\_16QAM\_HCH\_841.5MHz\_RB\_75\_0\_NTNV





## 7. Form731

### 7.1 Form731\_Power

#### 7.1.1 Test Result

Band	BW	Lower Freq	High Freq	MAX Power (W)	Value	Hz/ppm	Emission Designator	Rule Parts	MAX Power (dBm)
26c	15	821.5	841.5	0.1910	0.0115	ppm	13M6G7D	/	22.81
26c	15	821.5	841.5	0.1629	0.0121	ppm	13M7W7D	/	22.12

### 7.2 Form731\_ERP

#### 7.2.1 Test Result

Band	BW	Lower Freq	High Freq	MAX Power (W)	Value	Hz/ppm	Emission Designator	Rule Parts	MAX Power (dBm)
26c	15	821.5	841.5	0.1318	0.0115	ppm	13M6G7D	/	21.20
26c	15	821.5	841.5	0.1125	0.0121	ppm	13M7W7D	/	20.51