

1. Effective (Isotropic) Radiated Power Output Data

1.1 B26a_1.4MHz_ERP

1.1.1 Test Result

Band: 26a / Bandwidth: 1.4MHz / NTN										
Modulation	Frequency (MHz)	RB Allocation		Conducted Power (dBm)	Gain (dBi)	ERP (dBm)		Verdict		
		Size	Offset			Result	Limit			
QPSK	814.7	1	0	23.92	0.4	22.17	<=38.45	Pass		
			2	23.95	0.4	22.2	<=38.45	Pass		
			5	23.85	0.4	22.1	<=38.45	Pass		
		3	0	23.80	0.4	22.05	<=38.45	Pass		
			2	23.84	0.4	22.09	<=38.45	Pass		
			3	23.88	0.4	22.13	<=38.45	Pass		
		6	0	22.88	0.4	21.13	<=38.45	Pass		
		819	1	0	23.80	0.4	22.05	<=38.45	Pass	
				2	23.89	0.4	22.14	<=38.45	Pass	
	5			23.89	0.4	22.14	<=38.45	Pass		
	3		0	23.85	0.4	22.1	<=38.45	Pass		
			2	23.91	0.4	22.16	<=38.45	Pass		
			3	23.87	0.4	22.12	<=38.45	Pass		
	6	0	22.87	0.4	21.12	<=38.45	Pass			
	823.3	1	0	23.93	0.4	22.18	<=38.45	Pass		
			2	23.98	0.4	22.23	<=38.45	Pass		
			5	23.91	0.4	22.16	<=38.45	Pass		
		3	0	23.82	0.4	22.07	<=38.45	Pass		
			2	23.87	0.4	22.12	<=38.45	Pass		
			3	23.83	0.4	22.08	<=38.45	Pass		
		6	0	22.95	0.4	21.2	<=38.45	Pass		
		16QAM	814.7	1	0	22.65	0.4	20.9	<=38.45	Pass
					2	22.78	0.4	21.03	<=38.45	Pass
	5				22.78	0.4	21.03	<=38.45	Pass	
3	0			22.92	0.4	21.17	<=38.45	Pass		
	2			22.76	0.4	21.01	<=38.45	Pass		
	3			22.81	0.4	21.06	<=38.45	Pass		
6	0			21.84	0.4	20.09	<=38.45	Pass		
819	1			0	22.92	0.4	21.17	<=38.45	Pass	
				2	22.85	0.4	21.1	<=38.45	Pass	
			5	22.70	0.4	20.95	<=38.45	Pass		
	3		0	22.78	0.4	21.03	<=38.45	Pass		
			2	22.89	0.4	21.14	<=38.45	Pass		
			3	23.02	0.4	21.27	<=38.45	Pass		
6	0		21.92	0.4	20.17	<=38.45	Pass			
823.3	1		0	22.69	0.4	20.94	<=38.45	Pass		
			2	22.87	0.4	21.12	<=38.45	Pass		
			5	22.91	0.4	21.16	<=38.45	Pass		
	3		0	22.83	0.4	21.08	<=38.45	Pass		
			2	22.97	0.4	21.22	<=38.45	Pass		
			3	22.84	0.4	21.09	<=38.45	Pass		
	6		0	21.93	0.4	20.18	<=38.45	Pass		

Note1: ERP=Conducted Power+Antenna Gain-2.15

1.2 B26a_3MHz_ERP

1.2.1 Test Result

Band: 26a / Bandwidth: 3MHz / NTNV										
Modulation	Frequency (MHz)	RB Allocation		Conducted Power (dBm)	Gain (dBi)	ERP (dBm)		Verdict		
		Size	Offset			Result	Limit			
QPSK	815.5	1	0	24.11	0.4	22.36	<=38.45	Pass		
			7	24.11	0.4	22.36	<=38.45	Pass		
			14	23.97	0.4	22.22	<=38.45	Pass		
		8	0	22.97	0.4	21.22	<=38.45	Pass		
			4	23.01	0.4	21.26	<=38.45	Pass		
			7	22.99	0.4	21.24	<=38.45	Pass		
		15	0	22.90	0.4	21.15	<=38.45	Pass		
		819	1	0	23.98	0.4	22.23	<=38.45	Pass	
				7	24.11	0.4	22.36	<=38.45	Pass	
	14			23.97	0.4	22.22	<=38.45	Pass		
	8		0	22.94	0.4	21.19	<=38.45	Pass		
			4	22.98	0.4	21.23	<=38.45	Pass		
			7	22.92	0.4	21.17	<=38.45	Pass		
	15		0	22.89	0.4	21.14	<=38.45	Pass		
	822.5		1	0	24.01	0.4	22.26	<=38.45	Pass	
				7	24.12	0.4	22.37	<=38.45	Pass	
		14		24.11	0.4	22.36	<=38.45	Pass		
		8	0	22.95	0.4	21.2	<=38.45	Pass		
			4	23.00	0.4	21.25	<=38.45	Pass		
			7	22.97	0.4	21.22	<=38.45	Pass		
		15	0	22.92	0.4	21.17	<=38.45	Pass		
		16QAM	815.5	1	0	23.31	0.4	21.56	<=38.45	Pass
					7	23.14	0.4	21.39	<=38.45	Pass
	14				22.91	0.4	21.16	<=38.45	Pass	
8	0			22.09	0.4	20.34	<=38.45	Pass		
	4			21.98	0.4	20.23	<=38.45	Pass		
	7			22.02	0.4	20.27	<=38.45	Pass		
15	0			22.01	0.4	20.26	<=38.45	Pass		
819	1			0	22.93	0.4	21.18	<=38.45	Pass	
				7	23.51	0.4	21.76	<=38.45	Pass	
			14	23.08	0.4	21.33	<=38.45	Pass		
	8		0	22.04	0.4	20.29	<=38.45	Pass		
			4	22.19	0.4	20.44	<=38.45	Pass		
			7	21.96	0.4	20.21	<=38.45	Pass		
	15		0	22.03	0.4	20.28	<=38.45	Pass		
	822.5		1	0	23.07	0.4	21.32	<=38.45	Pass	
				7	23.02	0.4	21.27	<=38.45	Pass	
14				23.27	0.4	21.52	<=38.45	Pass		
8			0	21.95	0.4	20.2	<=38.45	Pass		
			4	22.07	0.4	20.32	<=38.45	Pass		
			7	22.10	0.4	20.35	<=38.45	Pass		
15			0	21.91	0.4	20.16	<=38.45	Pass		

Note1: ERP=Conducted Power+Antenna Gain-2.15

1.3 B26a_5MHz_ERP

1.3.1 Test Result

Band: 26a / Bandwidth: 5MHz / NTNV										
Modulation	Frequency (MHz)	RB Allocation		Conducted Power (dBm)	Gain (dBi)	ERP (dBm)		Verdict		
		Size	Offset			Result	Limit			
QPSK	816.5	1	0	23.78	0.4	22.03	<=38.45	Pass		
			13	23.85	0.4	22.1	<=38.45	Pass		
			24	23.75	0.4	22	<=38.45	Pass		
		12	0	22.71	0.4	20.96	<=38.45	Pass		
			6	22.78	0.4	21.03	<=38.45	Pass		
			13	22.74	0.4	20.99	<=38.45	Pass		
		25	0	22.75	0.4	21	<=38.45	Pass		
		819	1	0	23.73	0.4	21.98	<=38.45	Pass	
				13	23.87	0.4	22.12	<=38.45	Pass	
	24			23.77	0.4	22.02	<=38.45	Pass		
	12		0	22.66	0.4	20.91	<=38.45	Pass		
			6	22.83	0.4	21.08	<=38.45	Pass		
			13	22.77	0.4	21.02	<=38.45	Pass		
	25		0	22.75	0.4	21	<=38.45	Pass		
	821.5		1	0	23.75	0.4	22	<=38.45	Pass	
				13	23.91	0.4	22.16	<=38.45	Pass	
		24		23.82	0.4	22.07	<=38.45	Pass		
		12	0	22.78	0.4	21.03	<=38.45	Pass		
			6	22.82	0.4	21.07	<=38.45	Pass		
			13	22.75	0.4	21	<=38.45	Pass		
		25	0	22.79	0.4	21.04	<=38.45	Pass		
		16QAM	816.5	1	0	22.47	0.4	20.72	<=38.45	Pass
					13	22.99	0.4	21.24	<=38.45	Pass
	24				22.79	0.4	21.04	<=38.45	Pass	
12	0			21.77	0.4	20.02	<=38.45	Pass		
	6			21.91	0.4	20.16	<=38.45	Pass		
	13			21.84	0.4	20.09	<=38.45	Pass		
25	0			21.83	0.4	20.08	<=38.45	Pass		
819	1			0	22.72	0.4	20.97	<=38.45	Pass	
				13	22.64	0.4	20.89	<=38.45	Pass	
			24	22.92	0.4	21.17	<=38.45	Pass		
	12		0	21.81	0.4	20.06	<=38.45	Pass		
			6	21.90	0.4	20.15	<=38.45	Pass		
			13	21.86	0.4	20.11	<=38.45	Pass		
	25		0	21.85	0.4	20.1	<=38.45	Pass		
	821.5		1	0	22.92	0.4	21.17	<=38.45	Pass	
				13	22.88	0.4	21.13	<=38.45	Pass	
24				22.52	0.4	20.77	<=38.45	Pass		
12			0	21.93	0.4	20.18	<=38.45	Pass		
			6	21.90	0.4	20.15	<=38.45	Pass		
			13	21.82	0.4	20.07	<=38.45	Pass		
25			0	21.82	0.4	20.07	<=38.45	Pass		

Note1: ERP=Conducted Power+Antenna Gain-2.15

1.4 B26a_10MHz_ERP

1.4.1 Test Result

Band: 26a / Bandwidth: 10MHz / NTV										
Modulation	Frequency (MHz)	RB Allocation		Conducted Power (dBm)	Gain (dBi)	ERP (dBm)		Verdict		
		Size	Offset			Result	Limit			
QPSK	819	1	0	23.88	0.4	22.13	<=38.45	Pass		
			25	24.04	0.4	22.29	<=38.45	Pass		
			49	23.87	0.4	22.12	<=38.45	Pass		
		25	0	22.78	0.4	21.03	<=38.45	Pass		
			13	22.88	0.4	21.13	<=38.45	Pass		
			25	22.81	0.4	21.06	<=38.45	Pass		
		50	0	22.84	0.4	21.09	<=38.45	Pass		
		16QAM	819	1	0	23.15	0.4	21.4	<=38.45	Pass
					25	23.14	0.4	21.39	<=38.45	Pass
49	22.75				0.4	21	<=38.45	Pass		
25	0			21.90	0.4	20.15	<=38.45	Pass		
	13			21.97	0.4	20.22	<=38.45	Pass		
	25			21.99	0.4	20.24	<=38.45	Pass		
50	0			21.92	0.4	20.17	<=38.45	Pass		

Note1: ERP=Conducted Power+Antenna Gain-2.15

2. Frequency Stability

2.1 B26a_1.4MHz

2.1.1 Test Result

Band: 26a / Bandwidth: 1.4MHz										
Modulation	Frequency (MHz)	RB Allocation		Temp. (°C)	Voltage (VDC)	Freq. Error (Hz)	Freq. vs. Rated (ppm)		Verdict	
		Size	Offset				Result	Limit		
QPSK	814.7	6	0	20	3.27	-2.933	-0.0036	-2.5 to 2.5	Pass	
					3.85	-3.662	-0.0045	-2.5 to 2.5	Pass	
					4.43	-4.120	-0.0051	-2.5 to 2.5	Pass	
				-30	3.85	-3.376	-0.0041	-2.5 to 2.5	Pass	
					-20	3.85	-2.761	-0.0034	-2.5 to 2.5	Pass
					-10	3.85	-4.034	-0.0050	-2.5 to 2.5	Pass
				0	3.85	-3.834	-0.0047	-2.5 to 2.5	Pass	
					10	3.85	-0.014	0.0000	-2.5 to 2.5	Pass
					30	3.85	0.486	0.0006	-2.5 to 2.5	Pass
				40	3.85	-4.764	-0.0058	-2.5 to 2.5	Pass	
					50	3.85	-3.462	-0.0042	-2.5 to 2.5	Pass
					20	3.27	2.646	0.0032	-2.5 to 2.5	Pass
	3.85	-2.804	-0.0034	-2.5 to 2.5		Pass				
	4.43	2.961	0.0036	-2.5 to 2.5		Pass				
	819	6	0	-30	3.85	-3.347	-0.0041	-2.5 to 2.5	Pass	
					-20	3.85	0.515	0.0006	-2.5 to 2.5	Pass
					-10	3.85	1.688	0.0021	-2.5 to 2.5	Pass
				0	3.85	2.003	0.0024	-2.5 to 2.5	Pass	
					10	3.85	0.515	0.0006	-2.5 to 2.5	Pass
					30	3.85	-1.616	-0.0020	-2.5 to 2.5	Pass
				40	3.85	1.945	0.0024	-2.5 to 2.5	Pass	
					50	3.85	-0.114	-0.0001	-2.5 to 2.5	Pass
					20	3.27	1.144	0.0014	-2.5 to 2.5	Pass
				3.85		1.016	0.0012	-2.5 to 2.5	Pass	

					4.43	0.973	0.0012	-2.5 to 2.5	Pass
				-30	3.85	0.930	0.0011	-2.5 to 2.5	Pass
				-20	3.85	4.191	0.0051	-2.5 to 2.5	Pass
				-10	3.85	4.177	0.0051	-2.5 to 2.5	Pass
				0	3.85	-1.445	-0.0018	-2.5 to 2.5	Pass
				10	3.85	1.802	0.0022	-2.5 to 2.5	Pass
				30	3.85	-0.987	-0.0012	-2.5 to 2.5	Pass
				40	3.85	1.817	0.0022	-2.5 to 2.5	Pass
				50	3.85	-1.016	-0.0012	-2.5 to 2.5	Pass
16QAM	814.7	6	0	20	3.27	0.129	0.0002	-2.5 to 2.5	Pass
					3.85	0.043	0.0001	-2.5 to 2.5	Pass
					4.43	-1.459	-0.0018	-2.5 to 2.5	Pass
				-30	3.85	-2.403	-0.0029	-2.5 to 2.5	Pass
				-20	3.85	0.472	0.0006	-2.5 to 2.5	Pass
				-10	3.85	-0.587	-0.0007	-2.5 to 2.5	Pass
				0	3.85	-0.587	-0.0007	-2.5 to 2.5	Pass
				10	3.85	-2.747	-0.0034	-2.5 to 2.5	Pass
				30	3.85	-4.621	-0.0057	-2.5 to 2.5	Pass
	40	3.85	0.572	0.0007	-2.5 to 2.5	Pass			
	50	3.85	0.858	0.0011	-2.5 to 2.5	Pass			
	819	6	0	20	3.27	-1.888	-0.0023	-2.5 to 2.5	Pass
					3.85	-0.215	-0.0003	-2.5 to 2.5	Pass
					4.43	-2.732	-0.0033	-2.5 to 2.5	Pass
				-30	3.85	-0.801	-0.0010	-2.5 to 2.5	Pass
				-20	3.85	-3.991	-0.0049	-2.5 to 2.5	Pass
				-10	3.85	2.432	0.0030	-2.5 to 2.5	Pass
				0	3.85	2.275	0.0028	-2.5 to 2.5	Pass
				10	3.85	0.257	0.0003	-2.5 to 2.5	Pass
				30	3.85	1.287	0.0016	-2.5 to 2.5	Pass
	40	3.85	1.259	0.0015	-2.5 to 2.5	Pass			
	50	3.85	1.802	0.0022	-2.5 to 2.5	Pass			
	823.3	6	0	20	3.27	-0.916	-0.0011	-2.5 to 2.5	Pass
					3.85	-1.216	-0.0015	-2.5 to 2.5	Pass
					4.43	-0.429	-0.0005	-2.5 to 2.5	Pass
				-30	3.85	-0.887	-0.0011	-2.5 to 2.5	Pass
				-20	3.85	1.860	0.0023	-2.5 to 2.5	Pass
-10				3.85	4.907	0.0060	-2.5 to 2.5	Pass	
0				3.85	2.203	0.0027	-2.5 to 2.5	Pass	
10				3.85	3.519	0.0043	-2.5 to 2.5	Pass	
30				3.85	1.473	0.0018	-2.5 to 2.5	Pass	
40	3.85	-1.788	-0.0022	-2.5 to 2.5	Pass				
50	3.85	-0.057	-0.0001	-2.5 to 2.5	Pass				

2.2 B26a_3MHz

2.2.1 Test Result

Band: 26a / Bandwidth: 3MHz									
Modulation	Frequency (MHz)	RB Allocation		Temp. (°C)	Voltage (VDC)	Freq. Error (Hz)	Freq. vs. Rated (ppm)		Verdict
		Size	Offset				Result	Limit	
QPSK	815.5	15	0	20	3.27	4.005	0.0049	-2.5 to 2.5	Pass
					3.85	-1.330	-0.0016	-2.5 to 2.5	Pass

					4.43	1.073	0.0013	-2.5 to 2.5	Pass
				-30	3.85	-3.104	-0.0038	-2.5 to 2.5	Pass
				-20	3.85	0.257	0.0003	-2.5 to 2.5	Pass
				-10	3.85	-3.347	-0.0041	-2.5 to 2.5	Pass
				0	3.85	2.961	0.0036	-2.5 to 2.5	Pass
				10	3.85	-2.632	-0.0032	-2.5 to 2.5	Pass
				30	3.85	-1.888	-0.0023	-2.5 to 2.5	Pass
				40	3.85	-0.372	-0.0005	-2.5 to 2.5	Pass
				50	3.85	0.072	0.0001	-2.5 to 2.5	Pass
	819	15	0	20	3.27	-0.973	-0.0012	-2.5 to 2.5	Pass
					3.85	-0.615	-0.0008	-2.5 to 2.5	Pass
					4.43	-0.072	-0.0001	-2.5 to 2.5	Pass
				-30	3.85	-0.629	-0.0008	-2.5 to 2.5	Pass
				-20	3.85	-0.901	-0.0011	-2.5 to 2.5	Pass
				-10	3.85	-0.930	-0.0011	-2.5 to 2.5	Pass
				0	3.85	1.717	0.0021	-2.5 to 2.5	Pass
				10	3.85	-1.187	-0.0014	-2.5 to 2.5	Pass
				30	3.85	-4.935	-0.0060	-2.5 to 2.5	Pass
	40	3.85	2.460	0.0030	-2.5 to 2.5	Pass			
	50	3.85	0.601	0.0007	-2.5 to 2.5	Pass			
	822.5	15	0	20	3.27	-0.601	-0.0007	-2.5 to 2.5	Pass
					3.85	-0.100	-0.0001	-2.5 to 2.5	Pass
					4.43	2.275	0.0028	-2.5 to 2.5	Pass
				-30	3.85	1.187	0.0014	-2.5 to 2.5	Pass
				-20	3.85	-2.103	-0.0026	-2.5 to 2.5	Pass
				-10	3.85	0.916	0.0011	-2.5 to 2.5	Pass
				0	3.85	1.030	0.0013	-2.5 to 2.5	Pass
10				3.85	0.086	0.0001	-2.5 to 2.5	Pass	
30				3.85	-1.187	-0.0014	-2.5 to 2.5	Pass	
40	3.85	-0.401	-0.0005	-2.5 to 2.5	Pass				
50	3.85	-4.206	-0.0051	-2.5 to 2.5	Pass				
16QAM	815.5	15	0	20	3.27	-0.114	-0.0001	-2.5 to 2.5	Pass
					3.85	-1.917	-0.0024	-2.5 to 2.5	Pass
					4.43	-3.190	-0.0039	-2.5 to 2.5	Pass
				-30	3.85	-2.589	-0.0032	-2.5 to 2.5	Pass
				-20	3.85	-2.217	-0.0027	-2.5 to 2.5	Pass
				-10	3.85	-1.159	-0.0014	-2.5 to 2.5	Pass
				0	3.85	-1.631	-0.0020	-2.5 to 2.5	Pass
				10	3.85	3.004	0.0037	-2.5 to 2.5	Pass
				30	3.85	-1.645	-0.0020	-2.5 to 2.5	Pass
	40	3.85	-0.415	-0.0005	-2.5 to 2.5	Pass			
	50	3.85	1.273	0.0016	-2.5 to 2.5	Pass			
	819	15	0	20	3.27	-2.232	-0.0027	-2.5 to 2.5	Pass
					3.85	1.073	0.0013	-2.5 to 2.5	Pass
					4.43	-1.602	-0.0020	-2.5 to 2.5	Pass
				-30	3.85	0.386	0.0005	-2.5 to 2.5	Pass
				-20	3.85	-2.604	-0.0032	-2.5 to 2.5	Pass
				-10	3.85	-3.505	-0.0043	-2.5 to 2.5	Pass
				0	3.85	-0.916	-0.0011	-2.5 to 2.5	Pass
				10	3.85	-3.734	-0.0046	-2.5 to 2.5	Pass
				30	3.85	-2.775	-0.0034	-2.5 to 2.5	Pass
	40	3.85	-4.263	-0.0052	-2.5 to 2.5	Pass			
	50	3.85	-0.644	-0.0008	-2.5 to 2.5	Pass			
	822.5	15	0	20	3.27	2.933	0.0036	-2.5 to 2.5	Pass
					3.85	2.217	0.0027	-2.5 to 2.5	Pass

					4.43	-2.160	-0.0026	-2.5 to 2.5	Pass
				-30	3.85	5.264	0.0064	-2.5 to 2.5	Pass
				-20	3.85	3.290	0.0040	-2.5 to 2.5	Pass
				-10	3.85	4.134	0.0050	-2.5 to 2.5	Pass
				0	3.85	1.459	0.0018	-2.5 to 2.5	Pass
				10	3.85	6.008	0.0073	-2.5 to 2.5	Pass
				30	3.85	2.875	0.0035	-2.5 to 2.5	Pass
				40	3.85	0.815	0.0010	-2.5 to 2.5	Pass
				50	3.85	2.117	0.0026	-2.5 to 2.5	Pass

2.3 B26a_5MHz

2.3.1 Test Result

Band: 26a / Bandwidth: 5MHz												
Modulation	Frequency (MHz)	RB Allocation		Temp. (°C)	Voltage (VDC)	Freq. Error (Hz)	Freq. vs. Rated (ppm)		Verdict			
		Size	Offset				Result	Limit				
QPSK	816.5	25	0	20	3.27	3.304	0.0040	-2.5 to 2.5	Pass			
					3.85	-0.529	-0.0006	-2.5 to 2.5	Pass			
					4.43	2.832	0.0035	-2.5 to 2.5	Pass			
				-30	3.85	5.136	0.0063	-2.5 to 2.5	Pass			
				-20	3.85	2.918	0.0036	-2.5 to 2.5	Pass			
				-10	3.85	3.276	0.0040	-2.5 to 2.5	Pass			
				0	3.85	0.029	0.0000	-2.5 to 2.5	Pass			
				10	3.85	3.061	0.0037	-2.5 to 2.5	Pass			
				30	3.85	3.090	0.0038	-2.5 to 2.5	Pass			
				40	3.85	3.705	0.0045	-2.5 to 2.5	Pass			
				50	3.85	-1.259	-0.0015	-2.5 to 2.5	Pass			
				819	25	0	20	3.27	2.232	0.0027	-2.5 to 2.5	Pass
								3.85	3.734	0.0046	-2.5 to 2.5	Pass
								4.43	1.402	0.0017	-2.5 to 2.5	Pass
							-30	3.85	1.574	0.0019	-2.5 to 2.5	Pass
	-20	3.85	2.646				0.0032	-2.5 to 2.5	Pass			
	-10	3.85	1.488				0.0018	-2.5 to 2.5	Pass			
	0	3.85	1.445				0.0018	-2.5 to 2.5	Pass			
	10	3.85	1.616				0.0020	-2.5 to 2.5	Pass			
	30	3.85	1.988				0.0024	-2.5 to 2.5	Pass			
	40	3.85	-0.973				-0.0012	-2.5 to 2.5	Pass			
	50	3.85	2.289				0.0028	-2.5 to 2.5	Pass			
	821.5	25	0				20	3.27	0.558	0.0007	-2.5 to 2.5	Pass
				3.85	-2.046	-0.0025		-2.5 to 2.5	Pass			
				4.43	0.830	0.0010		-2.5 to 2.5	Pass			
				-30	3.85	-1.845	-0.0022	-2.5 to 2.5	Pass			
				-20	3.85	0.858	0.0010	-2.5 to 2.5	Pass			
-10				3.85	0.329	0.0004	-2.5 to 2.5	Pass				
0				3.85	2.346	0.0029	-2.5 to 2.5	Pass				
10				3.85	-1.187	-0.0014	-2.5 to 2.5	Pass				
30				3.85	2.918	0.0036	-2.5 to 2.5	Pass				
40				3.85	1.760	0.0021	-2.5 to 2.5	Pass				
50	3.85	3.662	0.0045	-2.5 to 2.5	Pass							
16QAM	816.5	25	0	20	3.27	0.157	0.0002	-2.5 to 2.5	Pass			
					3.85	-1.931	-0.0024	-2.5 to 2.5	Pass			

					4.43	0.701	0.0009	-2.5 to 2.5	Pass
				-30	3.85	0.987	0.0012	-2.5 to 2.5	Pass
				-20	3.85	0.458	0.0006	-2.5 to 2.5	Pass
				-10	3.85	3.147	0.0039	-2.5 to 2.5	Pass
				0	3.85	-3.276	-0.0040	-2.5 to 2.5	Pass
				10	3.85	1.688	0.0021	-2.5 to 2.5	Pass
				30	3.85	1.059	0.0013	-2.5 to 2.5	Pass
				40	3.85	2.189	0.0027	-2.5 to 2.5	Pass
				50	3.85	0.858	0.0011	-2.5 to 2.5	Pass
				819	25	0	20	3.27	0.086
	3.85	0.057	0.0001					-2.5 to 2.5	Pass
	4.43	0.587	0.0007					-2.5 to 2.5	Pass
	-30	3.85	2.131				0.0026	-2.5 to 2.5	Pass
	-20	3.85	2.074				0.0025	-2.5 to 2.5	Pass
	-10	3.85	-0.916				-0.0011	-2.5 to 2.5	Pass
	0	3.85	-1.345				-0.0016	-2.5 to 2.5	Pass
	10	3.85	3.119				0.0038	-2.5 to 2.5	Pass
	30	3.85	2.704				0.0033	-2.5 to 2.5	Pass
	40	3.85	0.529				0.0006	-2.5 to 2.5	Pass
	50	3.85	0.243	0.0003	-2.5 to 2.5	Pass			
	821.5	25	0	20	3.27	0.830	0.0010	-2.5 to 2.5	Pass
					3.85	-1.287	-0.0016	-2.5 to 2.5	Pass
					4.43	-0.086	-0.0001	-2.5 to 2.5	Pass
				-30	3.85	1.030	0.0013	-2.5 to 2.5	Pass
				-20	3.85	-0.486	-0.0006	-2.5 to 2.5	Pass
				-10	3.85	2.203	0.0027	-2.5 to 2.5	Pass
				0	3.85	-1.860	-0.0023	-2.5 to 2.5	Pass
				10	3.85	2.475	0.0030	-2.5 to 2.5	Pass
				30	3.85	0.472	0.0006	-2.5 to 2.5	Pass
				40	3.85	-0.701	-0.0009	-2.5 to 2.5	Pass
50	3.85	-0.458	-0.0006	-2.5 to 2.5	Pass				

2.4 B26a_10MHz

2.4.1 Test Result

Band: 26a / Bandwidth: 10MHz									
Modulation	Frequency (MHz)	RB Allocation		Temp. (°C)	Voltage (VDC)	Freq. Error (Hz)	Freq. vs. Rated (ppm)		Verdict
		Size	Offset				Result	Limit	
QPSK	819	50	0	20	3.27	-0.787	-0.0010	-2.5 to 2.5	Pass
					3.85	0.343	0.0004	-2.5 to 2.5	Pass
					4.43	-0.887	-0.0011	-2.5 to 2.5	Pass
				-30	3.85	-0.272	-0.0003	-2.5 to 2.5	Pass
				-20	3.85	-2.017	-0.0025	-2.5 to 2.5	Pass
				-10	3.85	2.089	0.0026	-2.5 to 2.5	Pass
				0	3.85	0.730	0.0009	-2.5 to 2.5	Pass
				10	3.85	-0.873	-0.0011	-2.5 to 2.5	Pass
				30	3.85	-1.945	-0.0024	-2.5 to 2.5	Pass
				40	3.85	-0.587	-0.0007	-2.5 to 2.5	Pass
50	3.85	-1.588	-0.0019	-2.5 to 2.5	Pass				
16QAM	819	50	0	20	3.27	-0.043	-0.0001	-2.5 to 2.5	Pass
					3.85	1.001	0.0012	-2.5 to 2.5	Pass

					4.43	0.129	0.0002	-2.5 to 2.5	Pass
				-30	3.85	-0.672	-0.0008	-2.5 to 2.5	Pass
				-20	3.85	-1.545	-0.0019	-2.5 to 2.5	Pass
				-10	3.85	-2.089	-0.0026	-2.5 to 2.5	Pass
				0	3.85	0.172	0.0002	-2.5 to 2.5	Pass
				10	3.85	-1.302	-0.0016	-2.5 to 2.5	Pass
				30	3.85	0.544	0.0007	-2.5 to 2.5	Pass
				40	3.85	0.858	0.0010	-2.5 to 2.5	Pass
				50	3.85	-2.174	-0.0027	-2.5 to 2.5	Pass

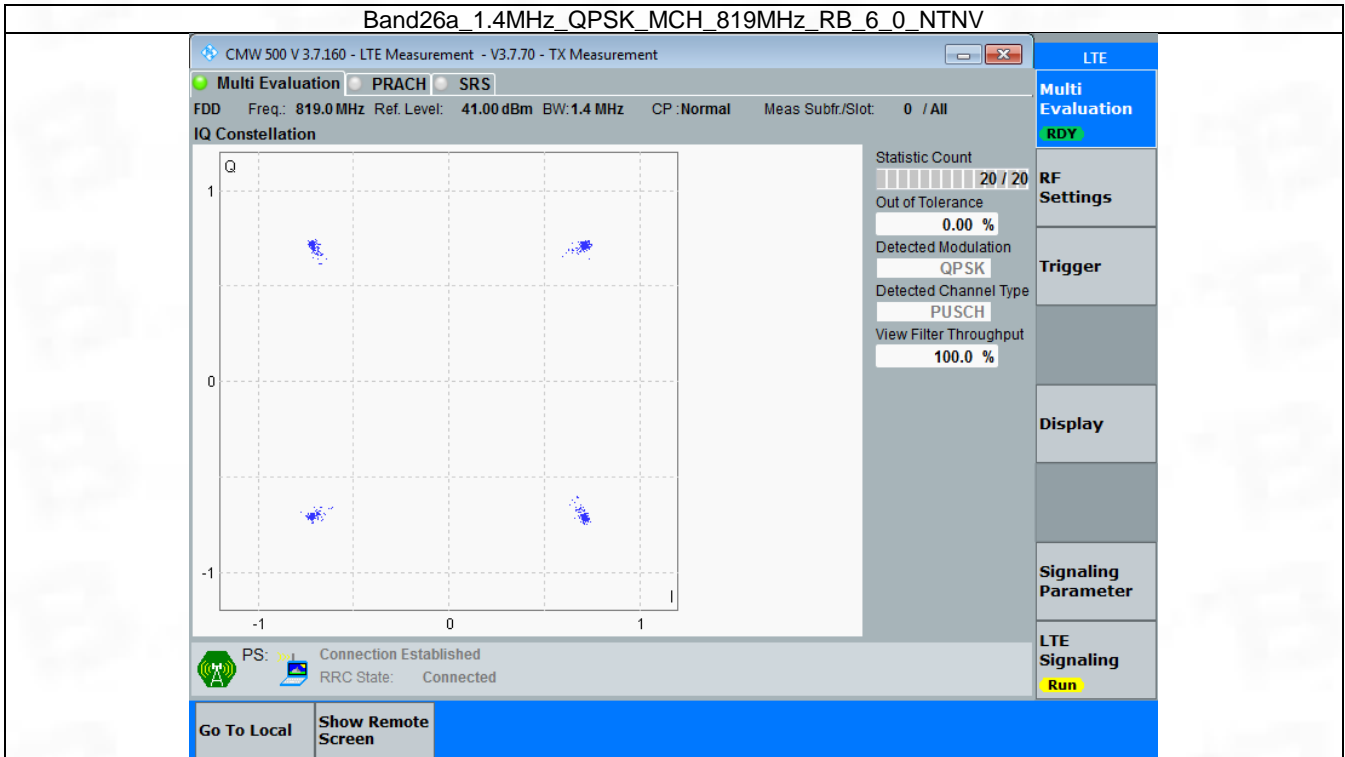
3. Modulation Characteristics

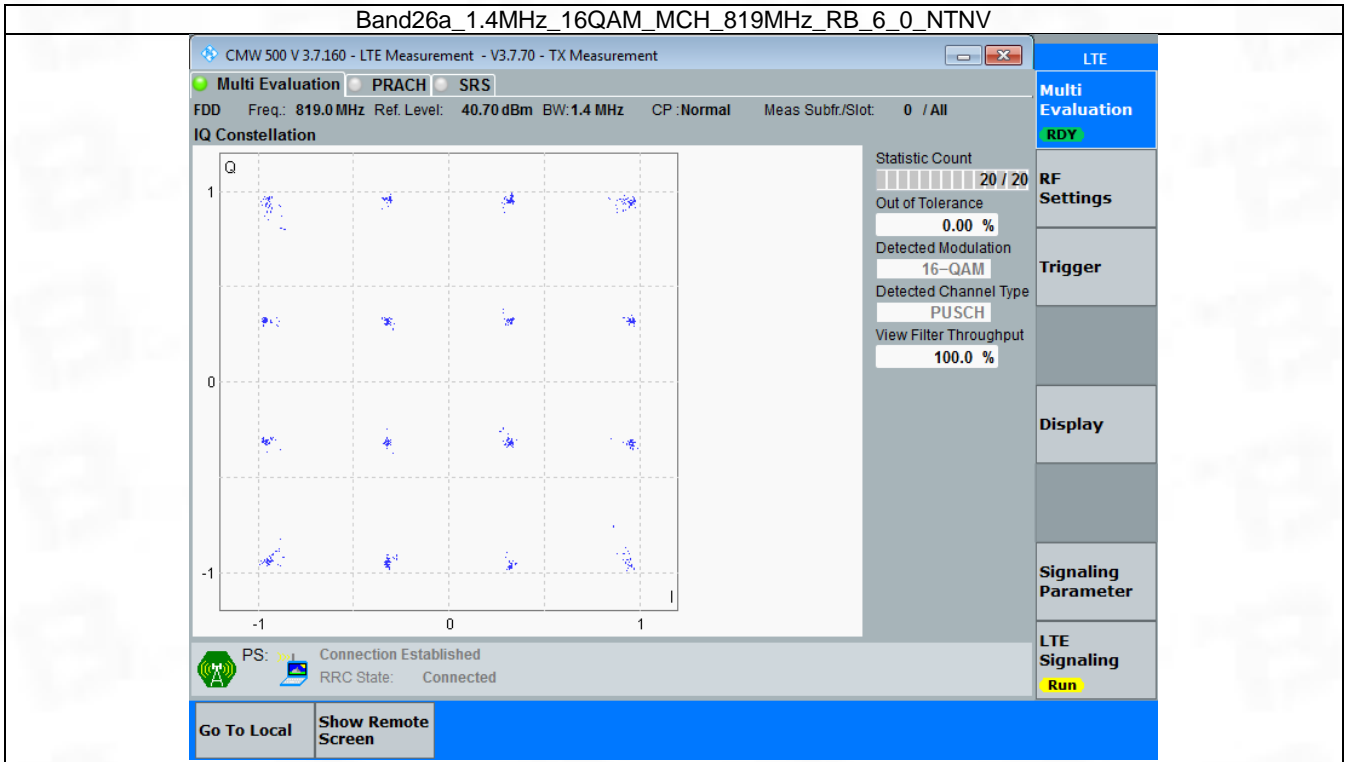
3.1 B26a_1.4MHz

3.1.1 Test Result

Band: 26a / Bandwidth: 1.4MHz / NTN						
Modulation	Frequency (MHz)	RB Allocation		Modulation Characteristics		Verdict
		Size	Offset	Result	Limit	
QPSK	819	6	0	Refer To Test Graph		Pass
16QAM	819	6	0	Refer To Test Graph		Pass

3.1.2 Test Graph





3.2 B26a_3MHz

3.2.1 Test Result

Band: 26a / Bandwidth: 3MHz / NTNv						
Modulation	Frequency (MHz)	RB Allocation		Modulation Characteristics		Verdict
		Size	Offset	Result	Limit	
QPSK	819	15	0	Refer To Test Graph		Pass
16QAM	819	15	0	Refer To Test Graph		Pass

3.2.2 Test Graph

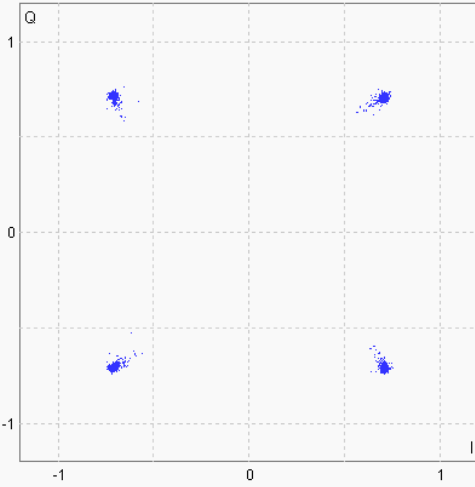
Band26a_3MHz_QPSK_MCH_819MHz_RB_15_0_NTNV

CMW 500 V 3.7.160 - LTE Measurement - V3.7.70 - TX Measurement

Multi Evaluation PRACH SRS

FDD Freq.: 819.0 MHz Ref. Level: 41.00 dBm BW: 3.0 MHz CP: Normal Meas Subfr./Slot: 0 / All

IQ Constellation



Statistic Count: 20 / 20
 Out of Tolerance: 0.00 %
 Detected Modulation: QPSK
 Detected Channel Type: PUSCH
 View Filter Throughput: 100.0 %

PS: Connection Established
 RRC State: Connected

Go To Local Show Remote Screen

LTE
 Multi Evaluation RDY
 RF Settings
 Trigger
 Display
 Signaling Parameter
 LTE Signaling Run

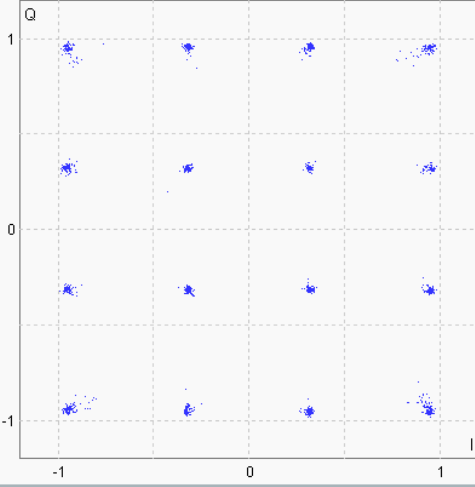
Band26a_3MHz_16QAM_MCH_819MHz_RB_15_0_NTV

CMW 500 V 3.7.160 - LTE Measurement - V3.7.70 - TX Measurement

Multi Evaluation PRACH SRS

FDD Freq.: 819.0 MHz Ref. Level: 41.00 dBm BW: 3.0 MHz CP: Normal Meas Subfr./Slot: 0 / All

IQ Constellation



Statistic Count: 20 / 20
 Out of Tolerance: 0.00 %
 Detected Modulation: 16-QAM
 Detected Channel Type: PUSCH
 View Filter Throughput: 100.0 %

PS: Connection Established
 RRC State: Connected

Go To Local Show Remote Screen

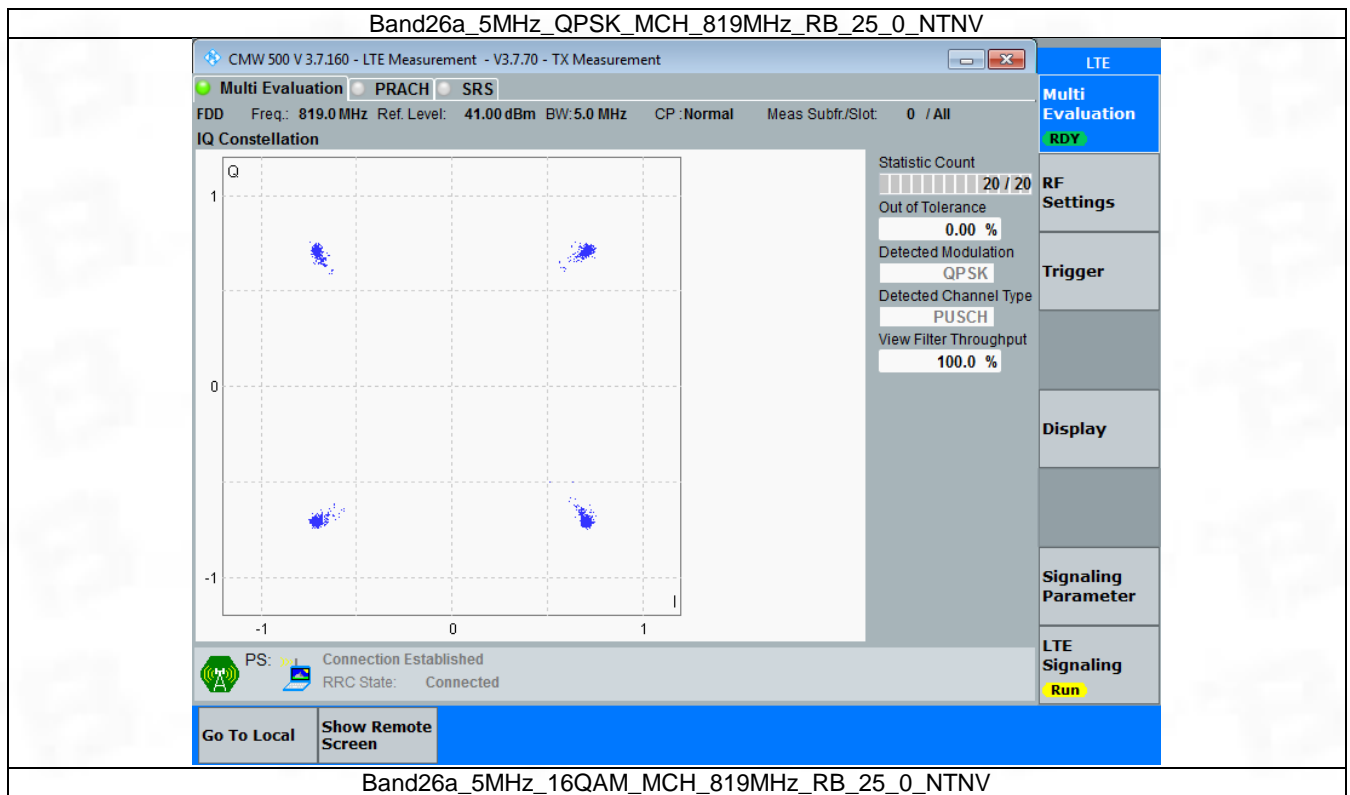
LTE
 Multi Evaluation RDY
 RF Settings
 Trigger
 Display
 Signaling Parameter
 LTE Signaling Run

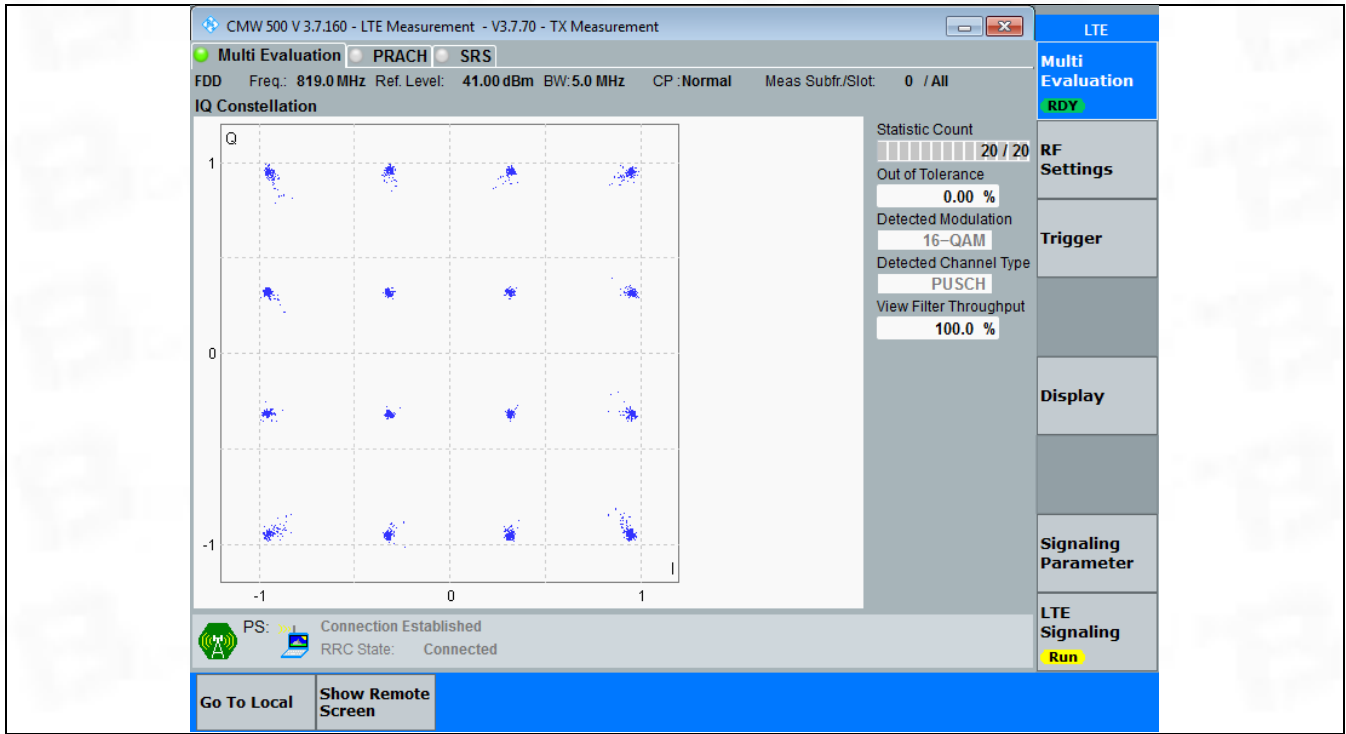
3.3 B26a_5MHz

3.3.1 Test Result

Band: 26a / Bandwidth: 5MHz / NTV						
Modulation	Frequency (MHz)	RB Allocation		Modulation Characteristics		Verdict
		Size	Offset	Result	Limit	
QPSK	819	25	0	Refer To Test Graph		Pass
16QAM	819	25	0	Refer To Test Graph		Pass

3.3.2 Test Graph





3.4 B26a_10MHz

3.4.1 Test Result

Band: 26a / Bandwidth: 10MHz / NTV						
Modulation	Frequency (MHz)	RB Allocation		Modulation Characteristics		Verdict
		Size	Offset	Result	Limit	
QPSK	819	50	0	Refer To Test Graph		Pass
16QAM	819	50	0	Refer To Test Graph		Pass

3.4.2 Test Graph

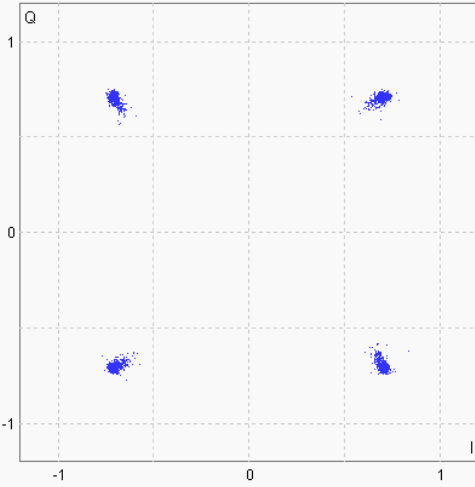
Band26a_10MHz_QPSK_MCH_819MHz_RB_50_0_NTV

CMW 500 V 3.7.160 - LTE Measurement - V3.7.70 - TX Measurement

Multi Evaluation PRACH SRS

FDD Freq.: 819.0 MHz Ref. Level: 41.00 dBm BW: 10.0 MHz CP: Normal Meas Subfr./Slot: 0 / All

IQ Constellation



Statistic Count: 20 / 20
 Out of Tolerance: 0.00 %
 Detected Modulation: QPSK
 Detected Channel Type: PUSCH
 View Filter Throughput: 100.0 %

PS: Connection Established
 RRC State: Connected

Go To Local Show Remote Screen

LTE Multi Evaluation RDY RF Settings Trigger Display Signaling Parameter LTE Signaling Run

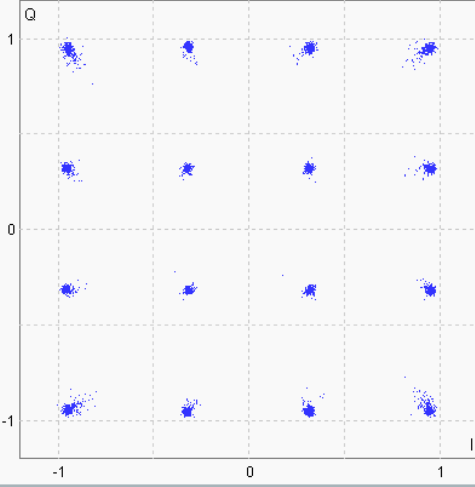
Band26a_10MHz_16QAM_MCH_819MHz_RB_50_0_NTNV

CMW 500 V 3.7.160 - LTE Measurement - V3.7.70 - TX Measurement

Multi Evaluation PRACH SRS

FDD Freq.: 819.0 MHz Ref. Level: 41.00 dBm BW: 10.0 MHz CP: Normal Meas Subfr./Slot: 0 / All

IQ Constellation



Statistic Count: 20 / 20
 Out of Tolerance: 0.00 %
 Detected Modulation: 16-QAM
 Detected Channel Type: PUSCH
 View Filter Throughput: 100.0 %

PS: Connection Established
 RRC State: Connected

Go To Local Show Remote Screen

LTE Multi Evaluation RDY RF Settings Trigger Display Signaling Parameter LTE Signaling Run

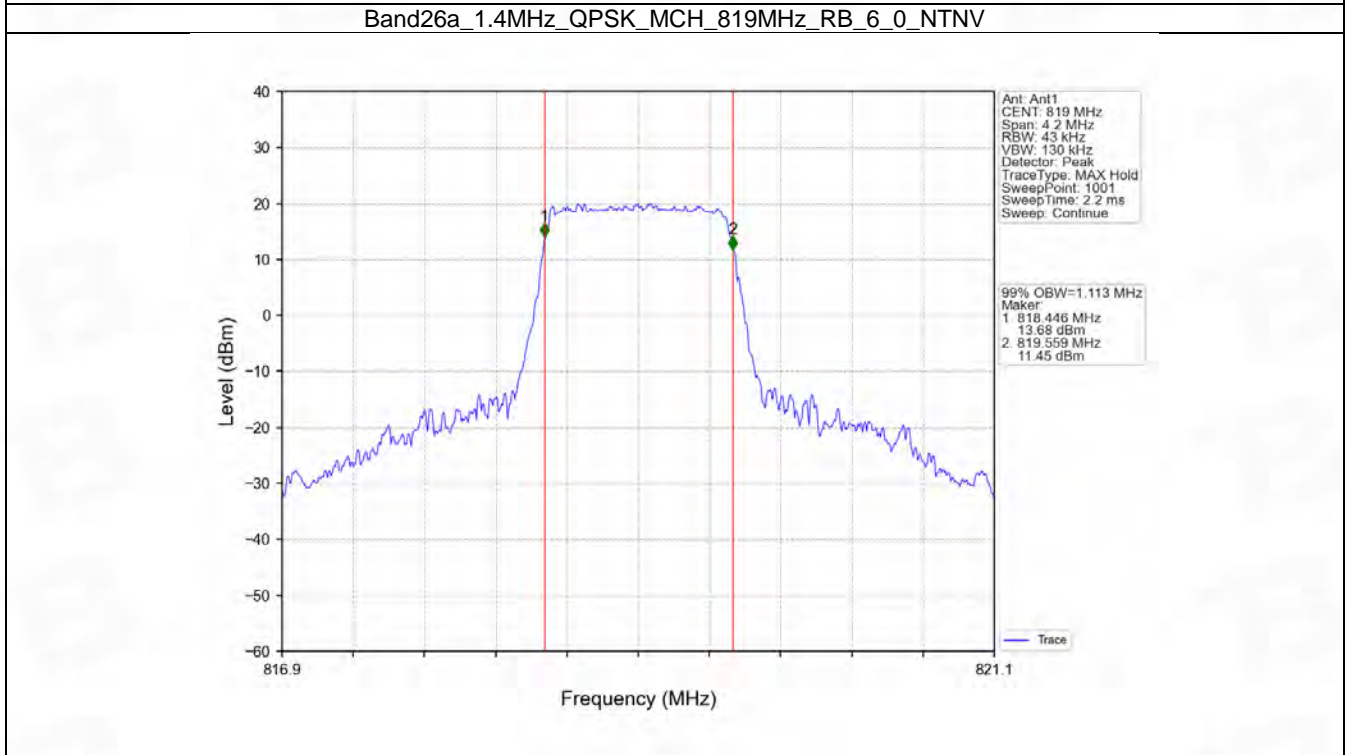
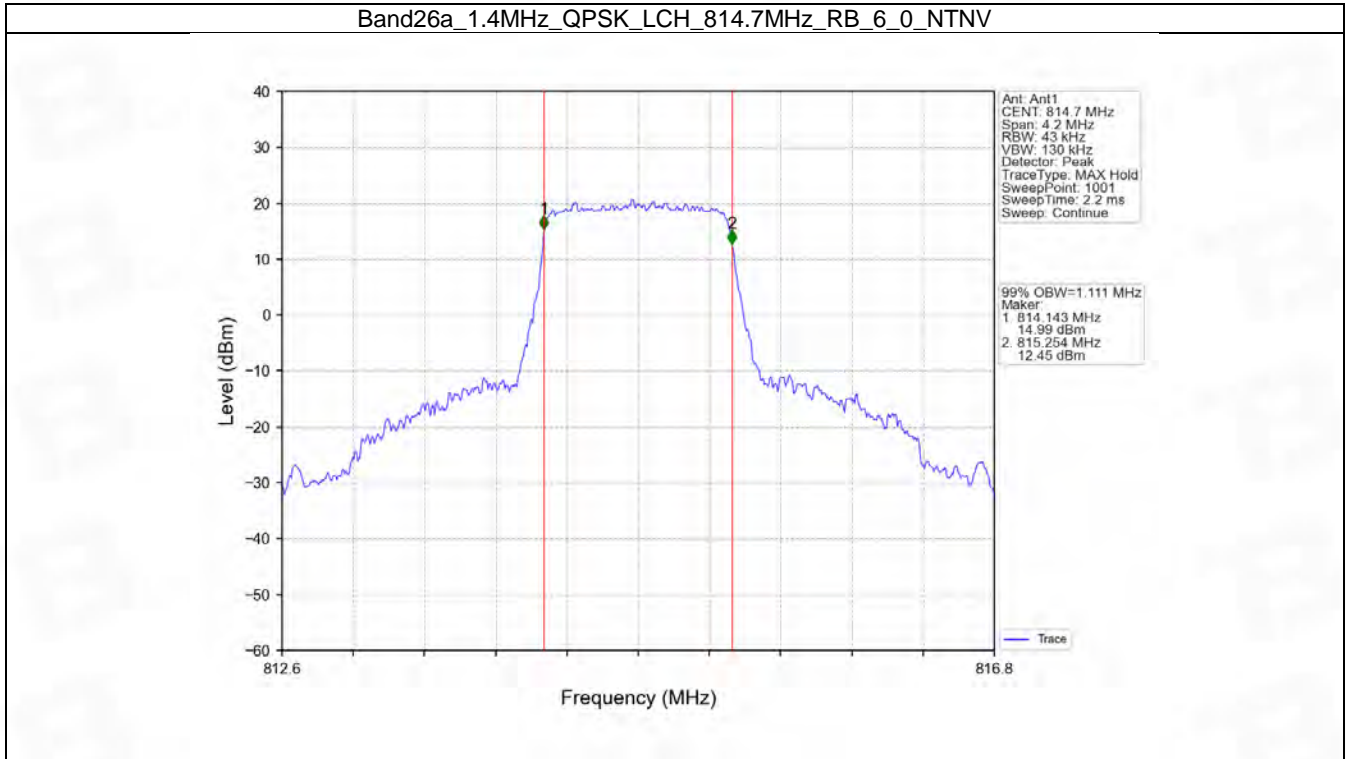
4. 99% & 26dB Bandwidth

4.1 Band26a_OBW

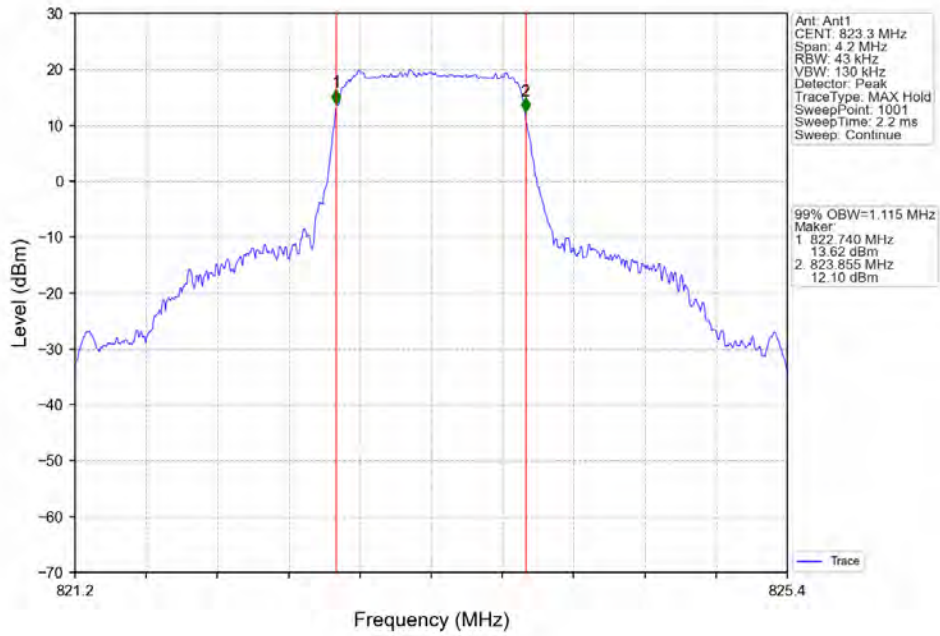
4.1.1 Test Result

Band: 26a / NTNV						
Bandwidth (MHz)	Modulation	Frequency (MHz)	RB Allocation		99% Occupied Bandwidth (MHz)	Verdict
			Size	Offset	Result	
1.4	QPSK	814.7	6	0	1.111	Pass
		819	6	0	1.113	Pass
		823.3	6	0	1.115	Pass
	16QAM	814.7	6	0	1.114	Pass
		819	6	0	1.112	Pass
		823.3	6	0	1.110	Pass
3	QPSK	815.5	15	0	2.727	Pass
		819	15	0	2.727	Pass
		822.5	15	0	2.729	Pass
	16QAM	815.5	15	0	2.733	Pass
		819	15	0	2.715	Pass
		822.5	15	0	2.729	Pass
5	QPSK	816.5	25	0	4.575	Pass
		819	25	0	4.558	Pass
		821.5	25	0	4.581	Pass
	16QAM	816.5	25	0	4.553	Pass
		819	25	0	4.594	Pass
		821.5	25	0	4.567	Pass
10	QPSK	819	50	0	9.060	Pass
	16QAM	819	50	0	9.075	Pass

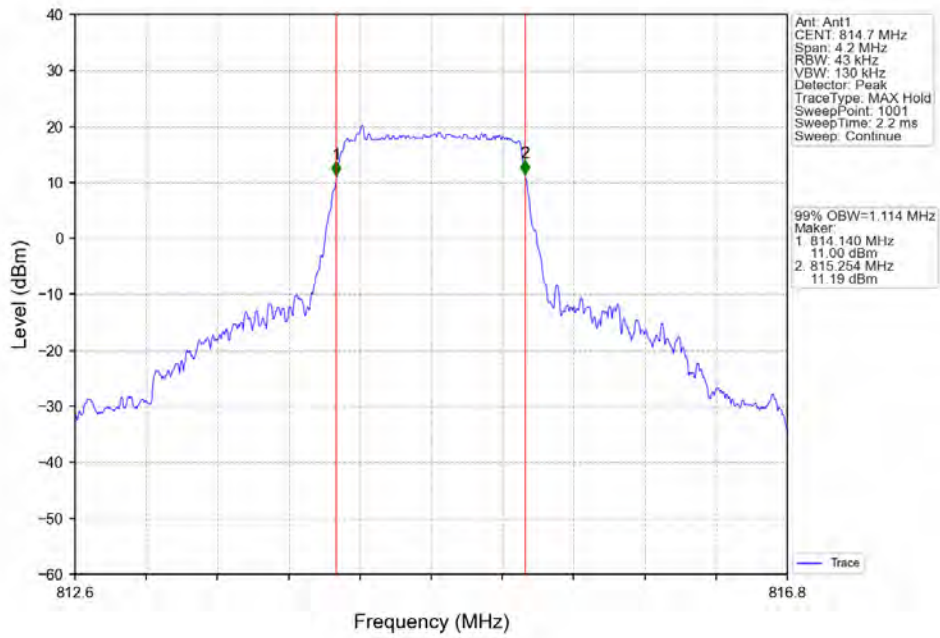
4.1.2 Test Graph



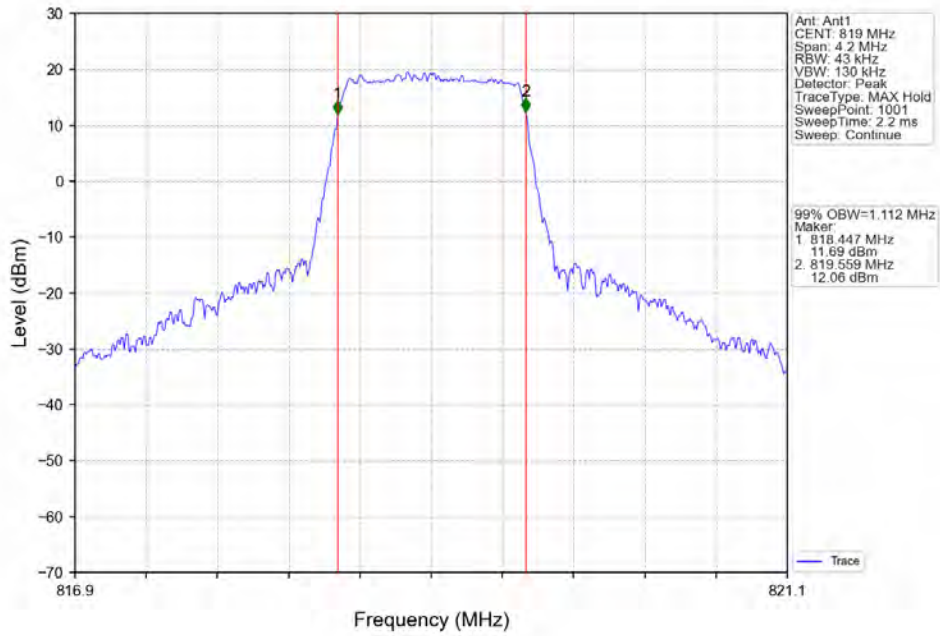
Band26a_1.4MHz_QPSK_HCH_823.3MHz_RB_6_0_NTNV



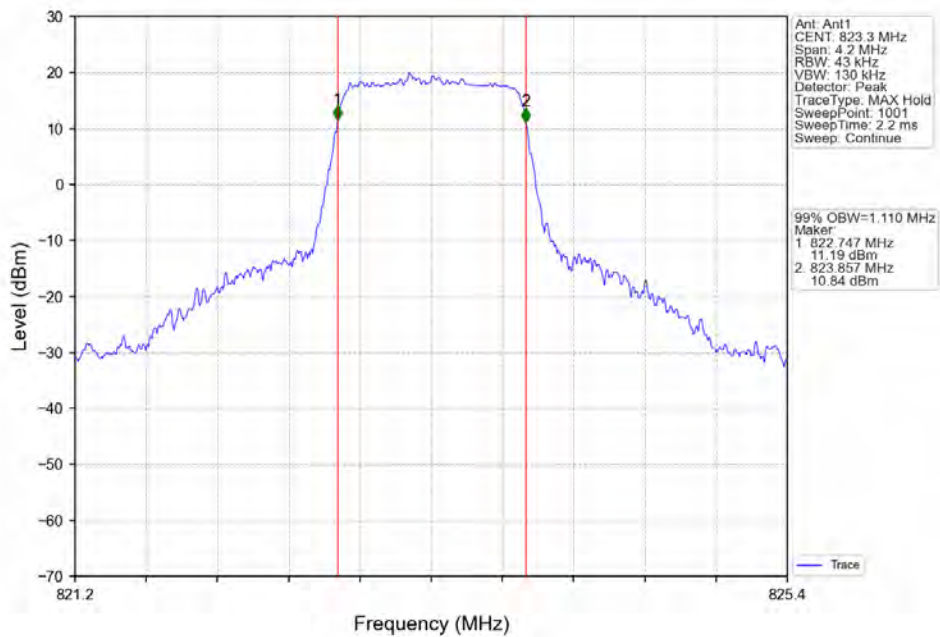
Band26a_1.4MHz_16QAM_LCH_814.7MHz_RB_6_0_NTNV



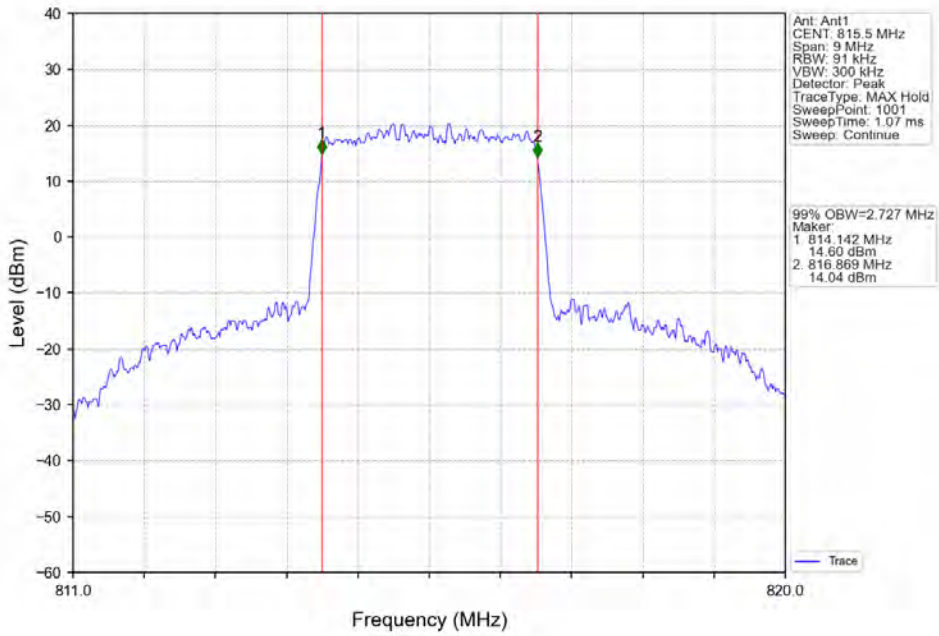
Band26a_1.4MHz_16QAM_MCH_819MHz_RB_6_0_NTNV



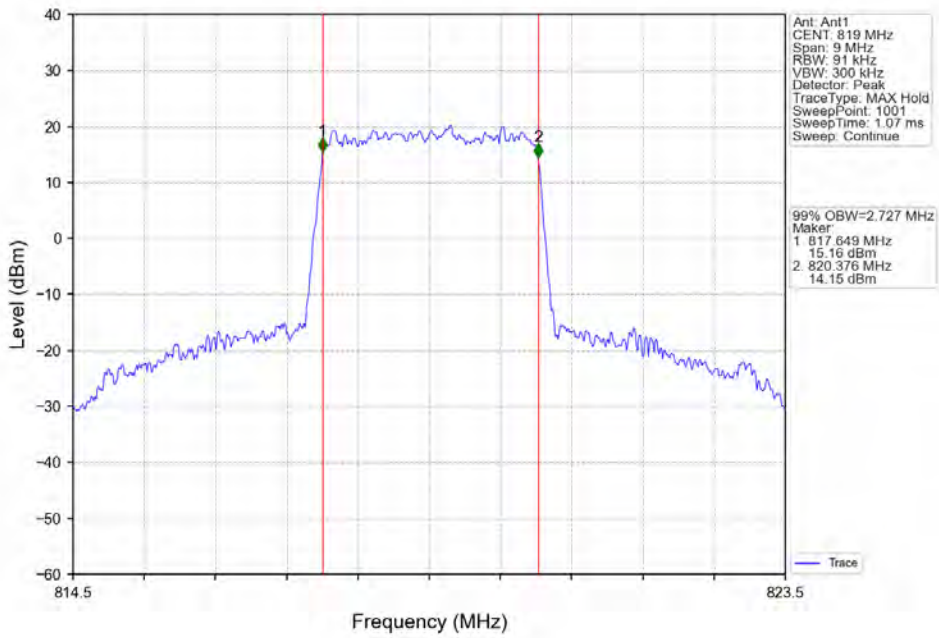
Band26a_1.4MHz_16QAM_HCH_823.3MHz_RB_6_0_NTNV



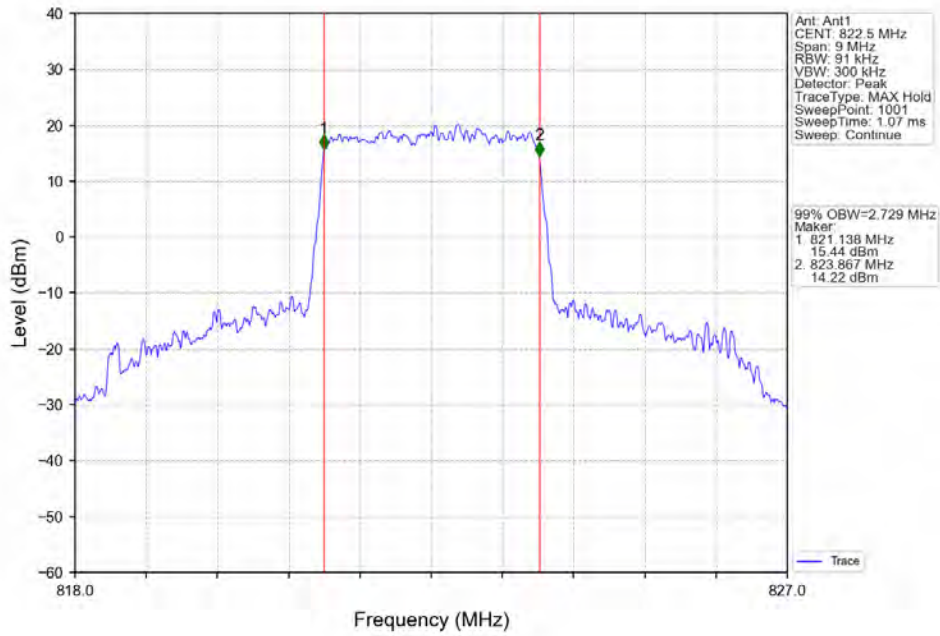
Band26a_3MHz_QPSK_LCH_815.5MHz_RB_15_0_NTNV



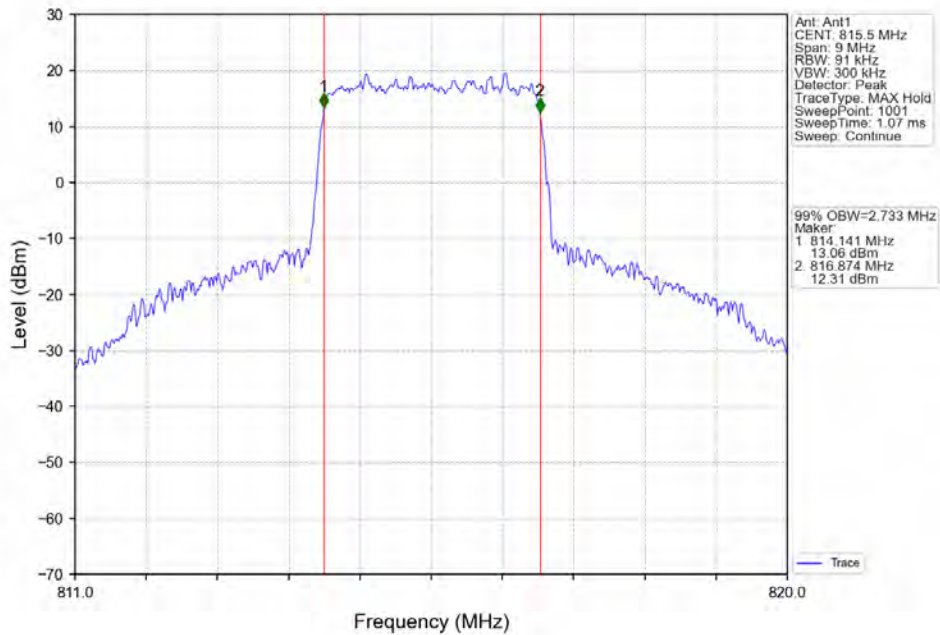
Band26a_3MHz_QPSK_MCH_819MHz_RB_15_0_NTNV



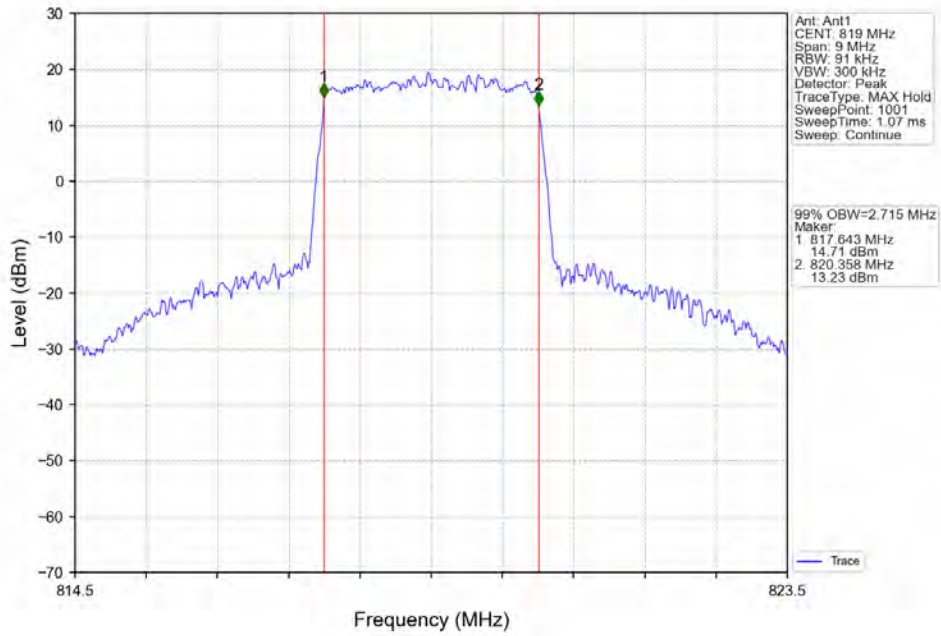
Band26a_3MHz_QPSK_HCH_822.5MHz_RB_15_0_NTNV



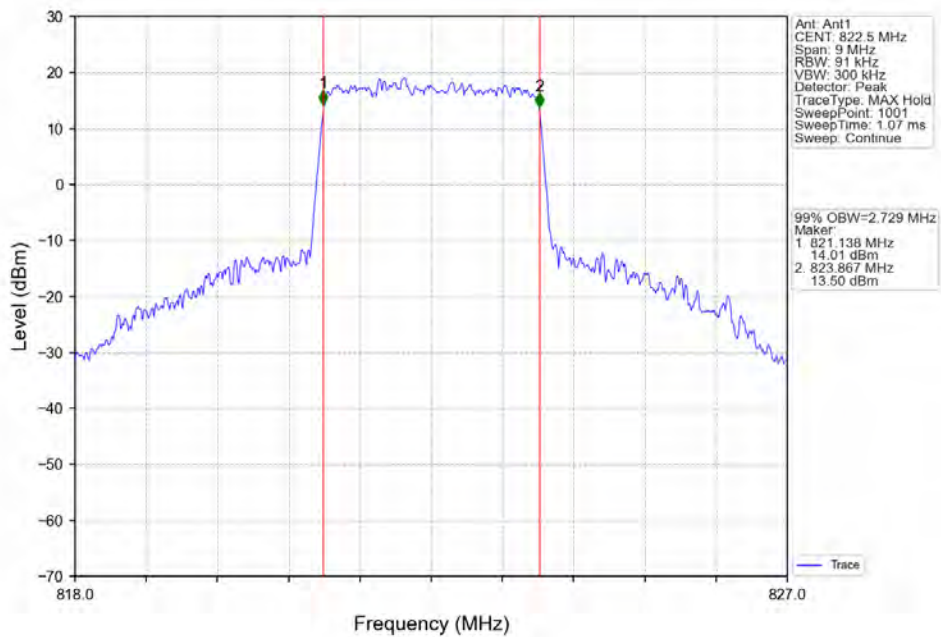
Band26a_3MHz_16QAM_LCH_815.5MHz_RB_15_0_NTNV



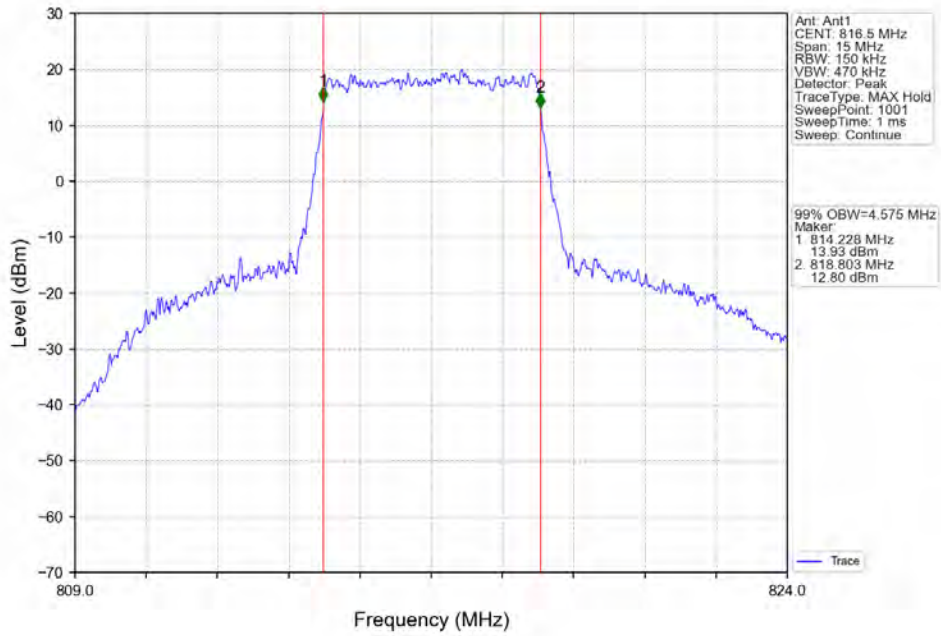
Band26a_3MHz_16QAM_MCH_819MHz_RB_15_0_NTNV



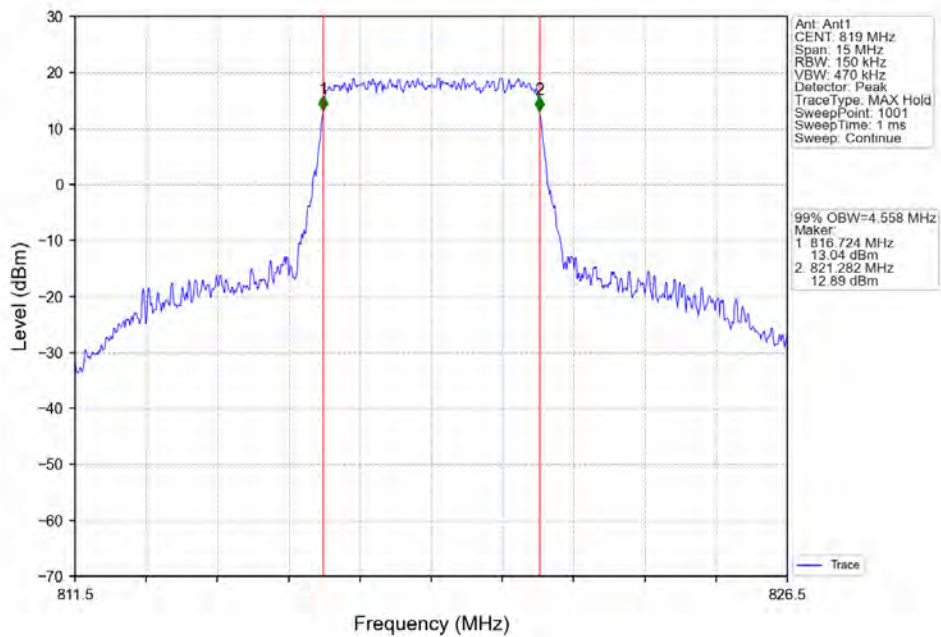
Band26a_3MHz_16QAM_HCH_822.5MHz_RB_15_0_NTNV



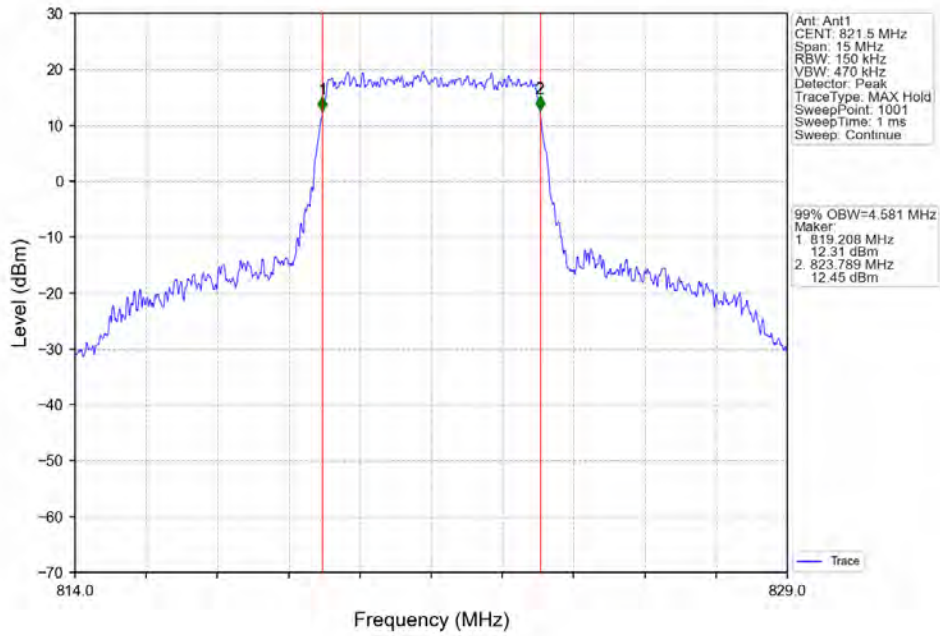
Band26a_5MHz_QPSK_LCH_816.5MHz_RB_25_0_NTNV



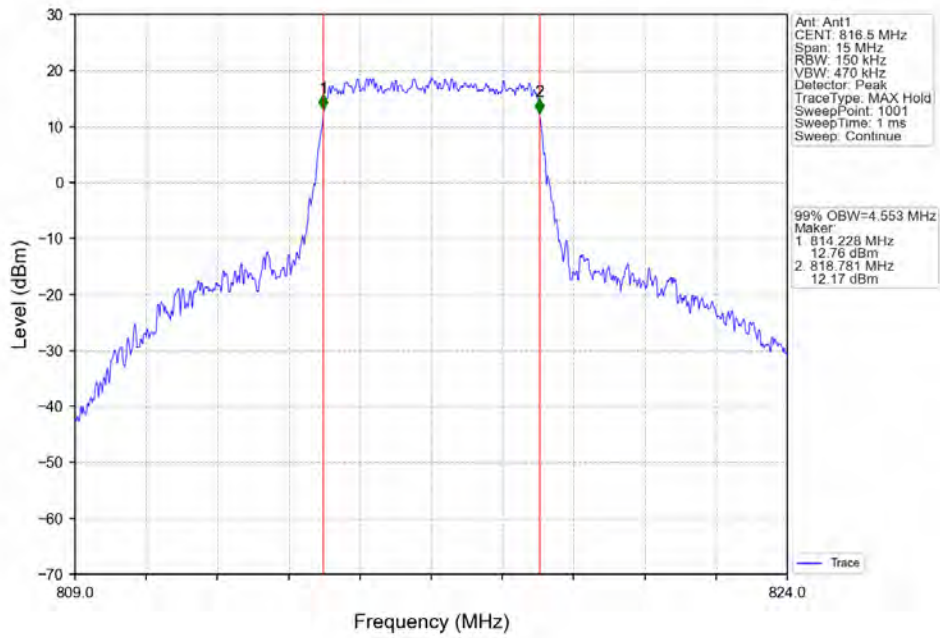
Band26a_5MHz_QPSK_MCH_819MHz_RB_25_0_NTNV



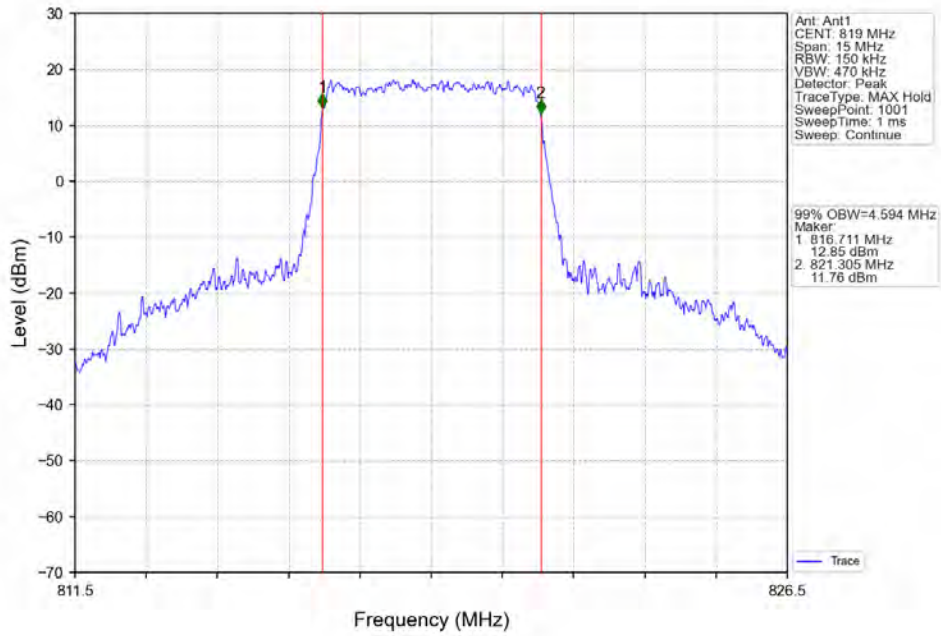
Band26a_5MHz_QPSK_HCH_821.5MHz_RB_25_0_NTNV



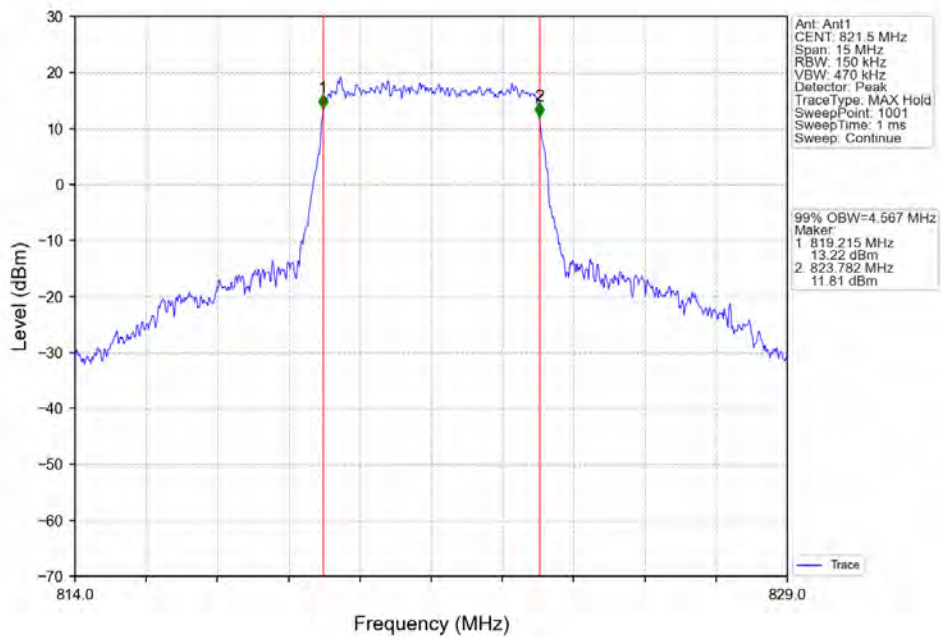
Band26a_5MHz_16QAM_LCH_816.5MHz_RB_25_0_NTNV



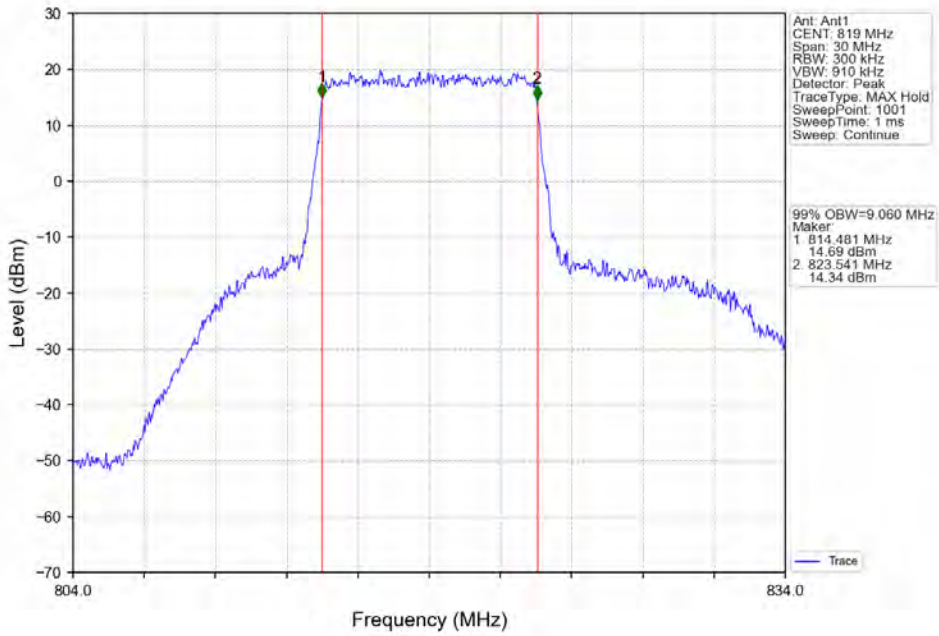
Band26a_5MHz_16QAM_MCH_819MHz_RB_25_0_NTNV



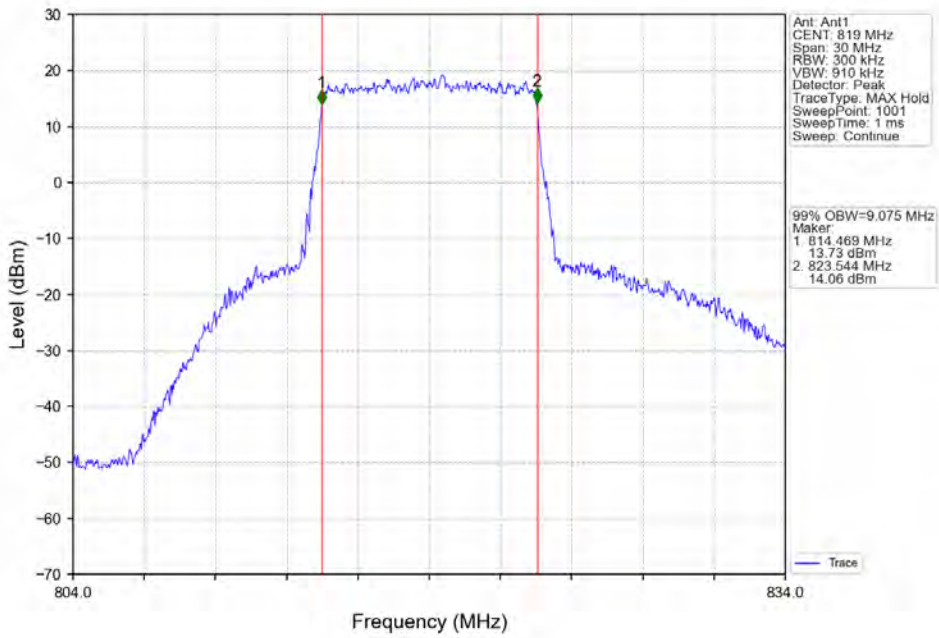
Band26a_5MHz_16QAM_HCH_821.5MHz_RB_25_0_NTNV



Band26a_10MHz_QPSK_MCH_819MHz_RB_50_0_NTNV



Band26a_10MHz_16QAM_MCH_819MHz_RB_50_0_NTNV

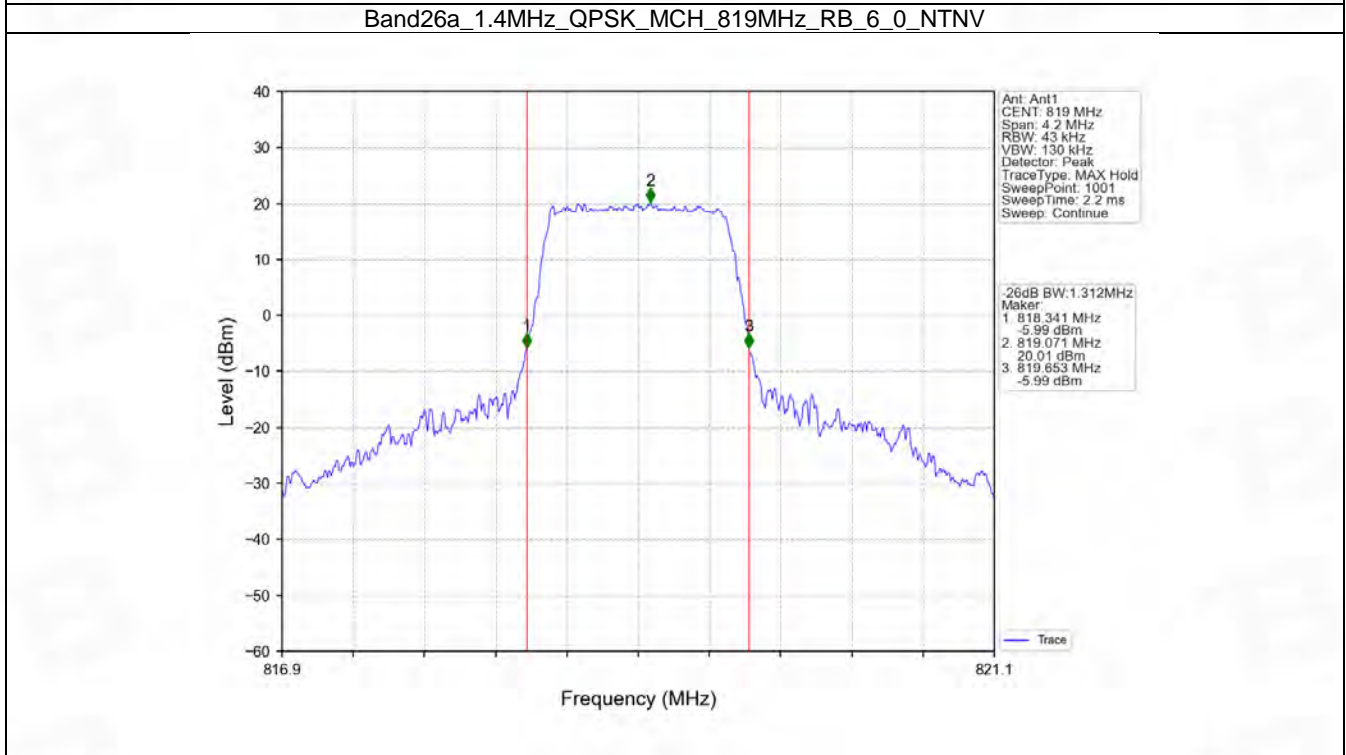
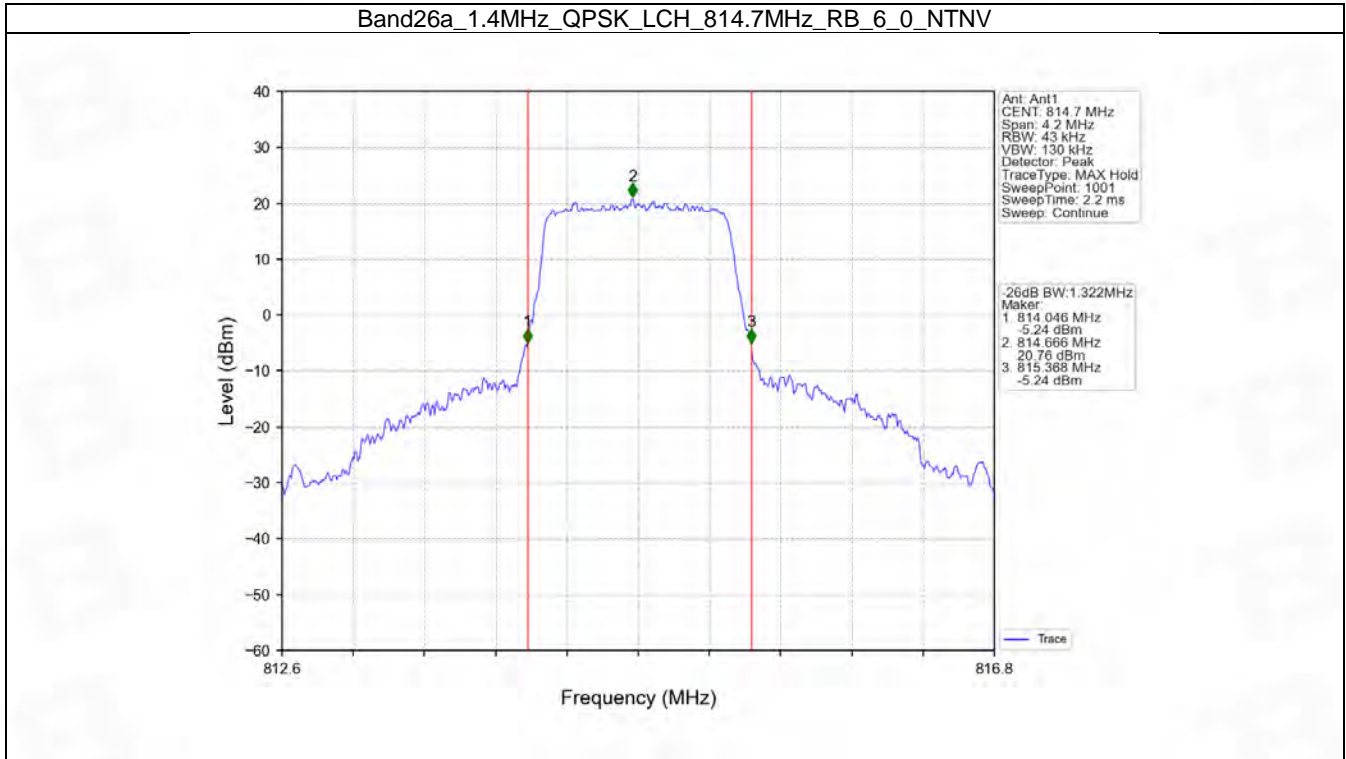


4.2 Band26a_XDB

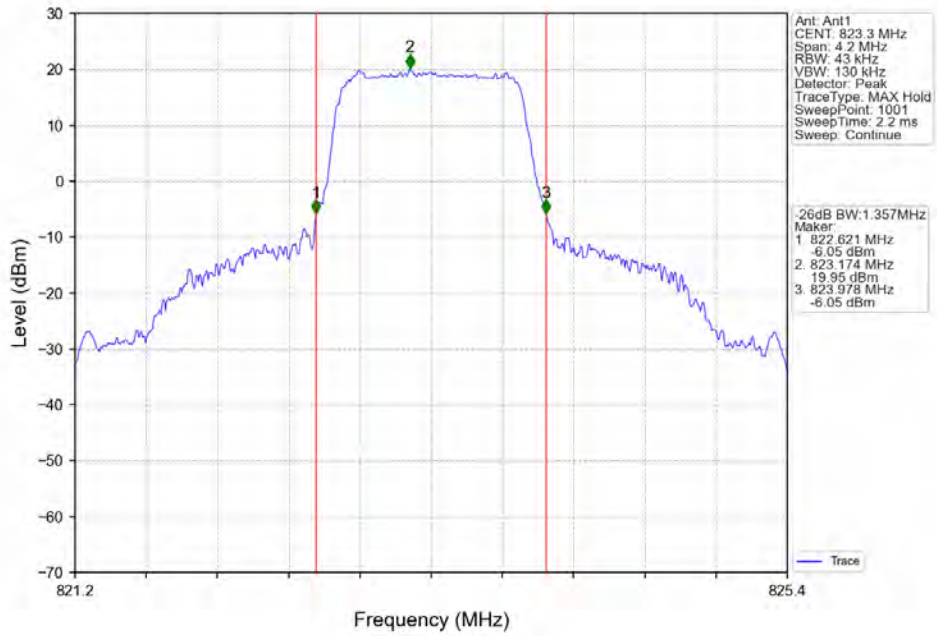
4.2.1 Test Result

Band: 26a / NTV						
Bandwidth (MHz)	Modulation	Frequency (MHz)	RB Allocation		26dB Bandwidth (MHz)	Verdict
			Size	Offset	Result	
1.4	QPSK	814.7	6	0	1.322	Pass
		819	6	0	1.312	Pass
		823.3	6	0	1.357	Pass
	16QAM	814.7	6	0	1.326	Pass
		819	6	0	1.306	Pass
		823.3	6	0	1.306	Pass
3	QPSK	815.5	15	0	2.992	Pass
		819	15	0	2.992	Pass
		822.5	15	0	3.014	Pass
	16QAM	815.5	15	0	2.999	Pass
		819	15	0	2.990	Pass
		822.5	15	0	2.979	Pass
5	QPSK	816.5	25	0	5.283	Pass
		819	25	0	5.258	Pass
		821.5	25	0	5.286	Pass
	16QAM	816.5	25	0	5.266	Pass
		819	25	0	5.318	Pass
		821.5	25	0	5.193	Pass
10	QPSK	819	50	0	10.201	Pass
	16QAM	819	50	0	10.309	Pass

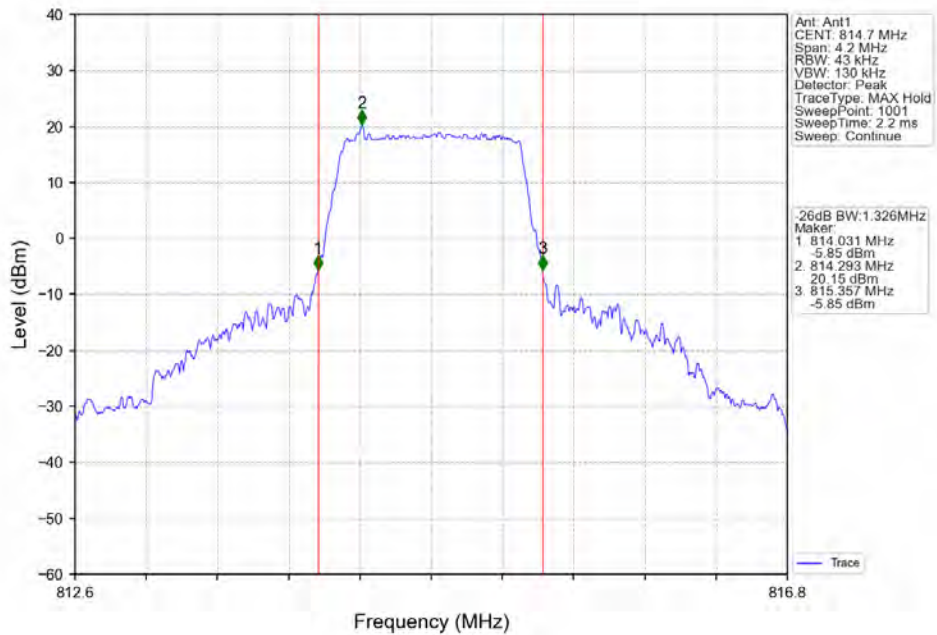
4.2.2 Test Graph



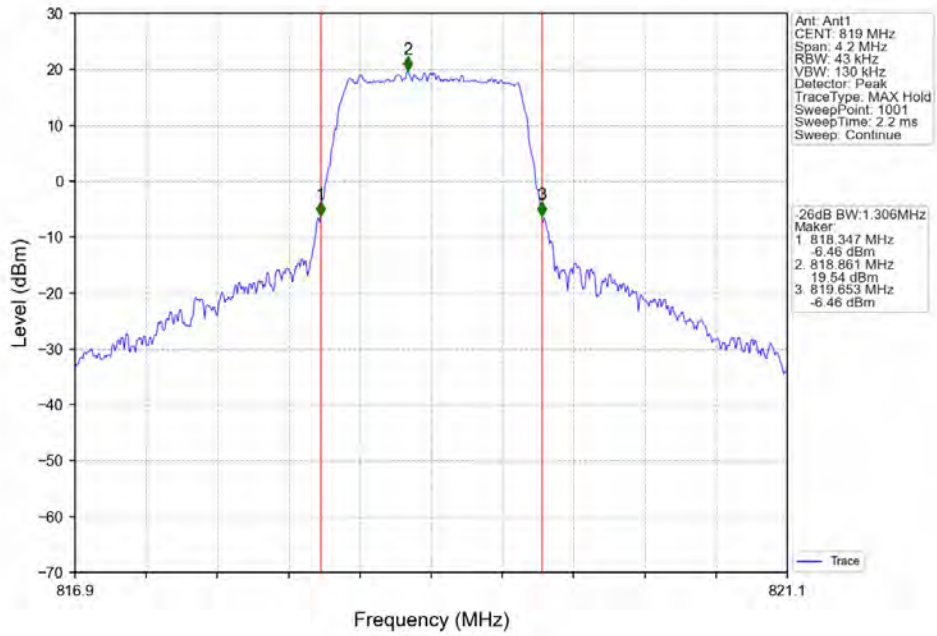
Band26a_1.4MHz_QPSK_HCH_823.3MHz_RB_6_0_NTNV



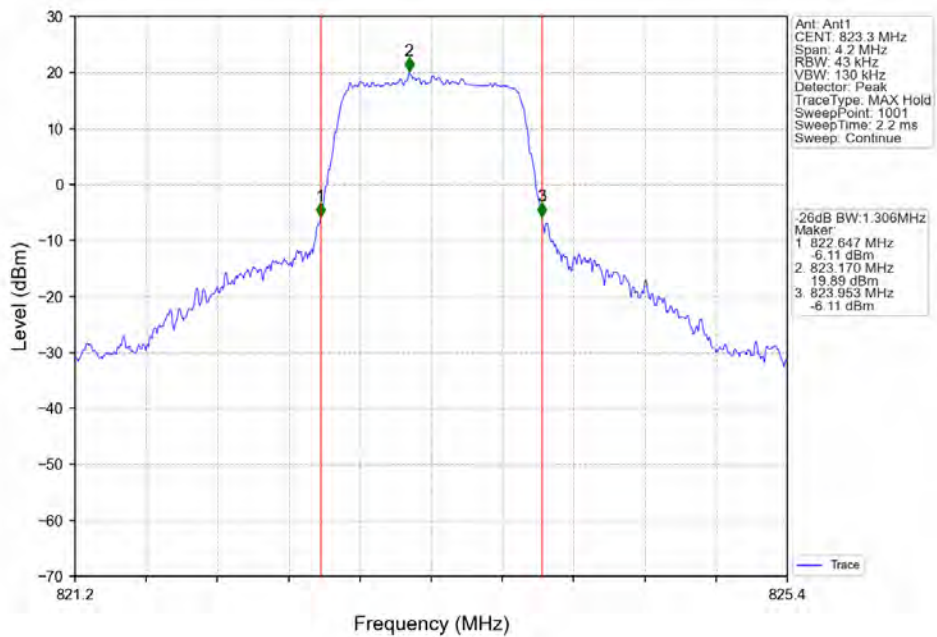
Band26a_1.4MHz_16QAM_LCH_814.7MHz_RB_6_0_NTNV



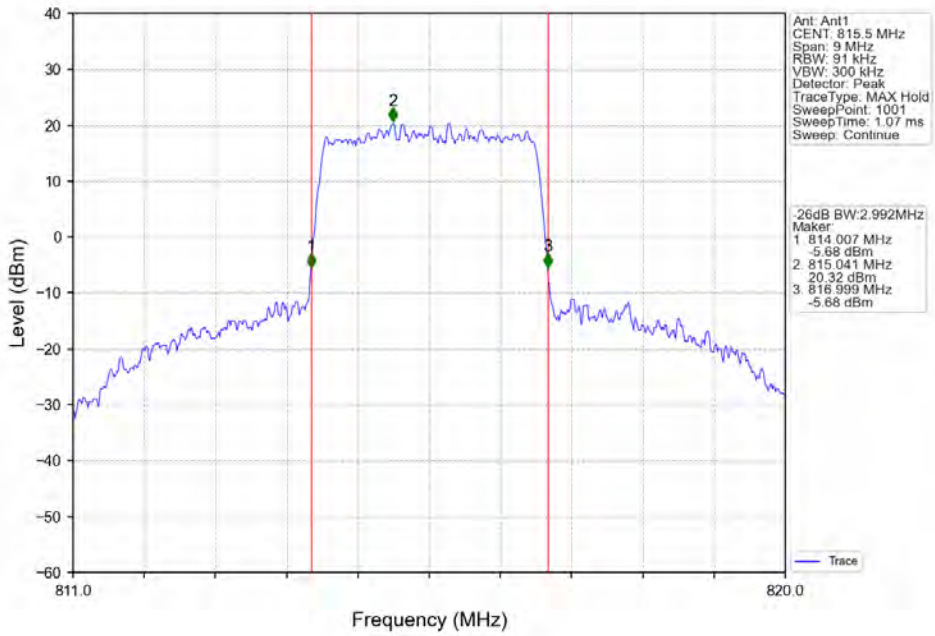
Band26a_1.4MHz_16QAM_MCH_819MHz_RB_6_0_NTNV



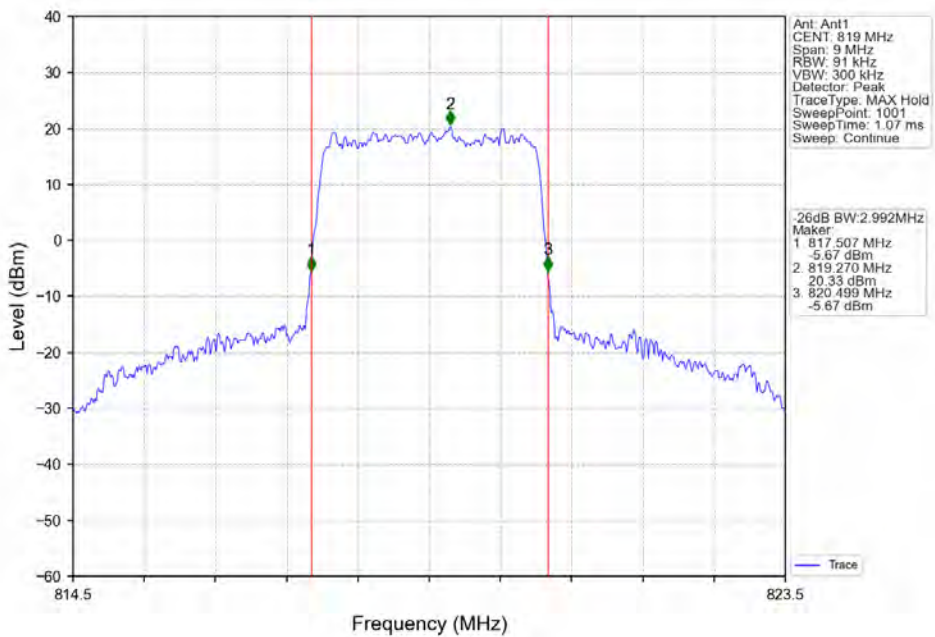
Band26a_1.4MHz_16QAM_HCH_823.3MHz_RB_6_0_NTNV



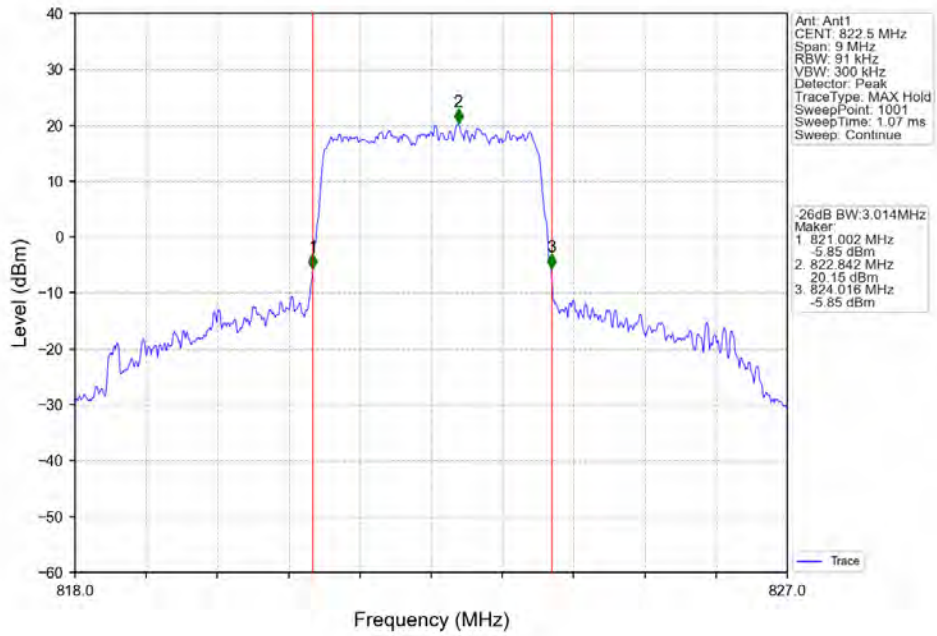
Band26a_3MHz_QPSK_LCH_815.5MHz_RB_15_0_NTNV



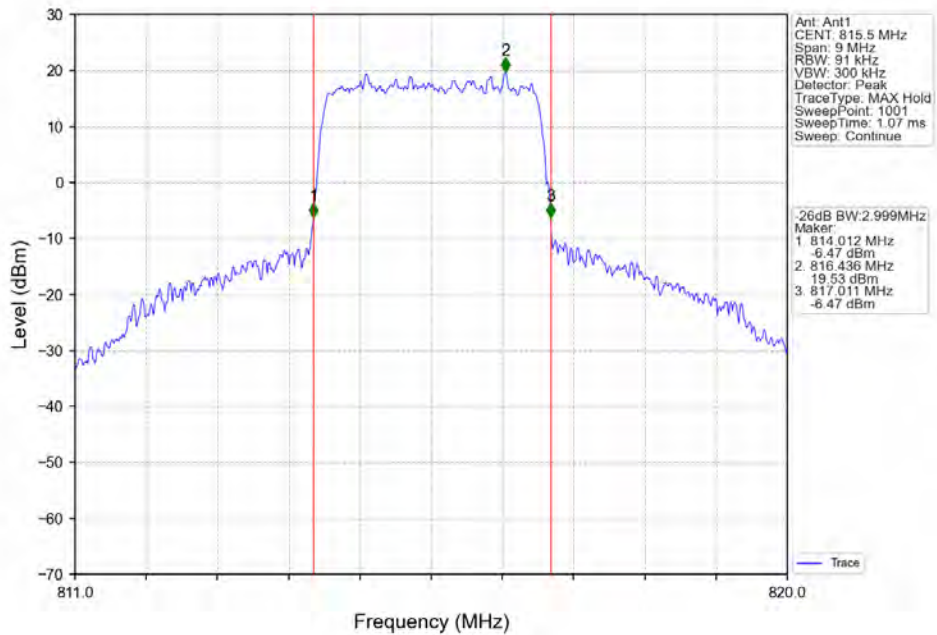
Band26a_3MHz_QPSK_MCH_819MHz_RB_15_0_NTNV



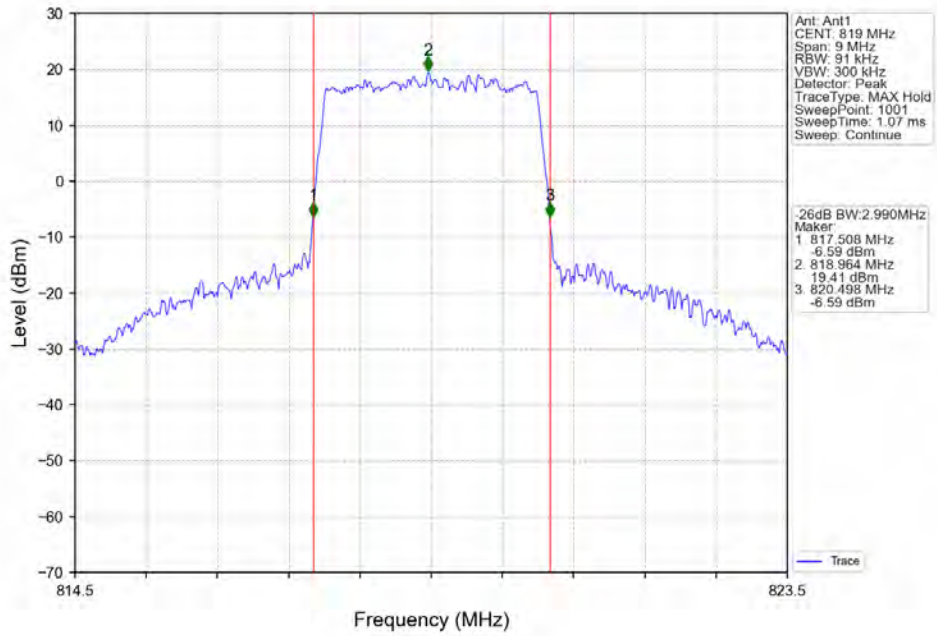
Band26a_3MHz_QPSK_HCH_822.5MHz_RB_15_0_NTNV



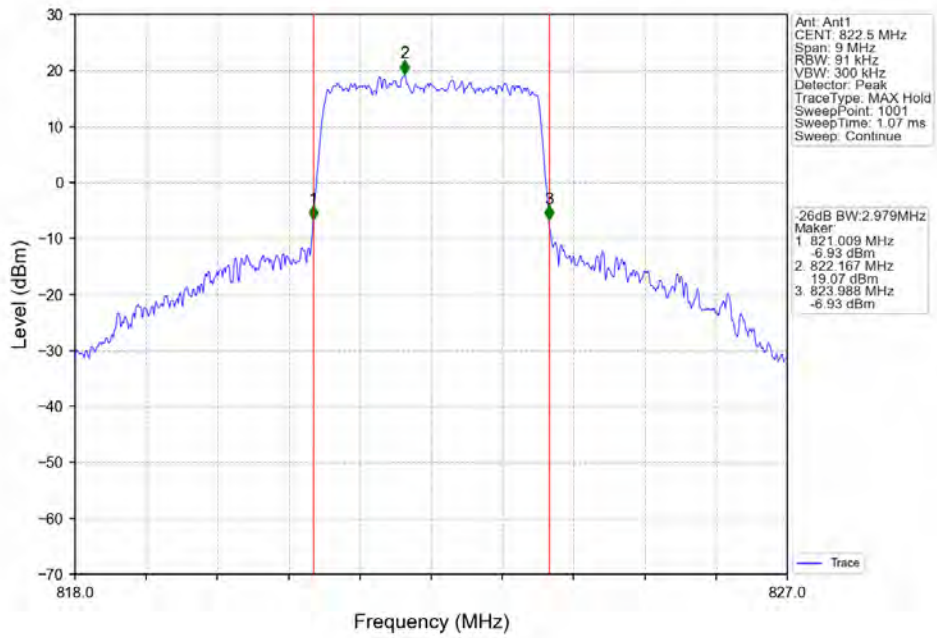
Band26a_3MHz_16QAM_LCH_815.5MHz_RB_15_0_NTNV



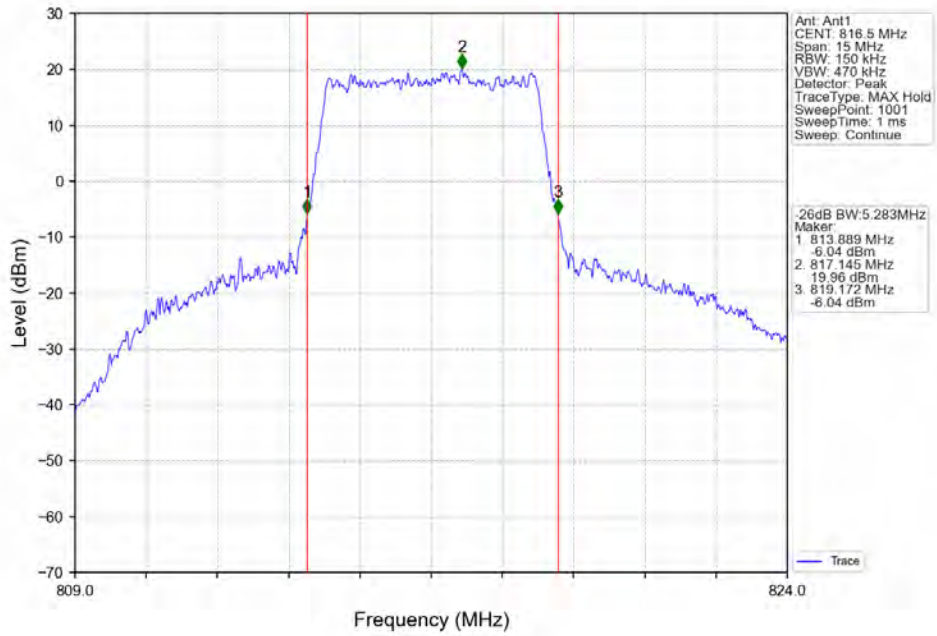
Band26a_3MHz_16QAM_MCH_819MHz_RB_15_0_NTNV



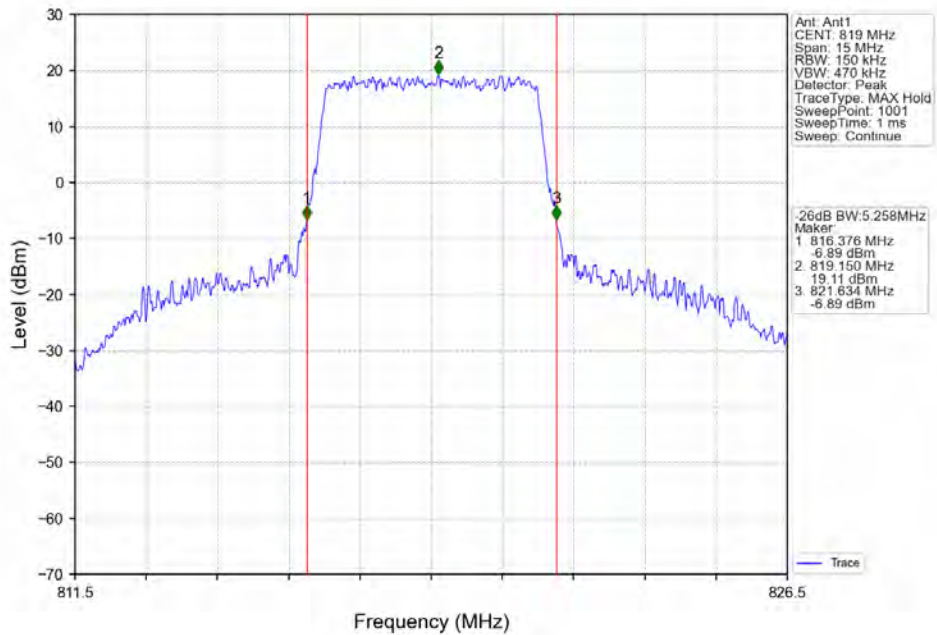
Band26a_3MHz_16QAM_HCH_822.5MHz_RB_15_0_NTNV



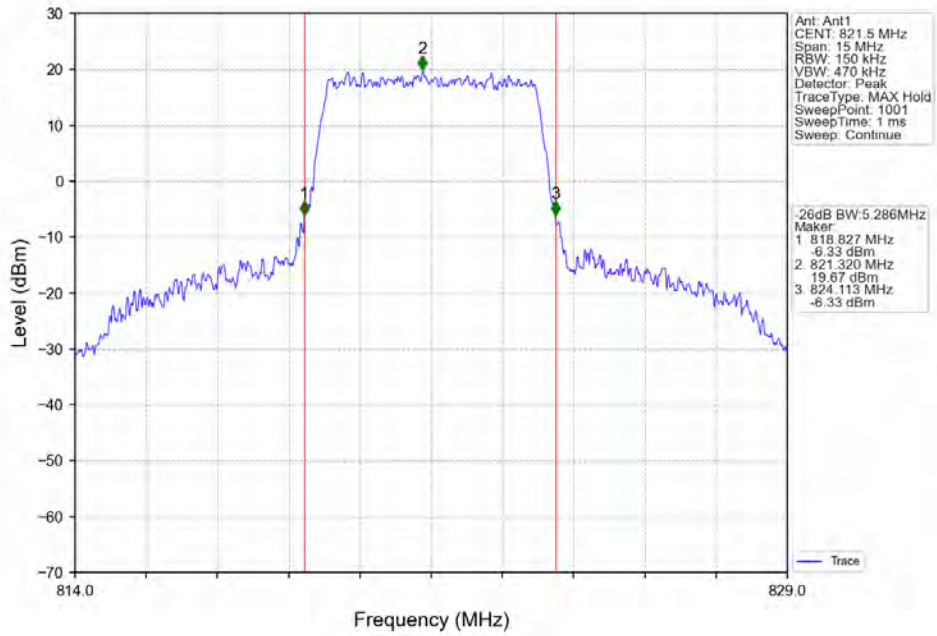
Band26a_5MHz_QPSK_LCH_816.5MHz_RB_25_0_NTNV



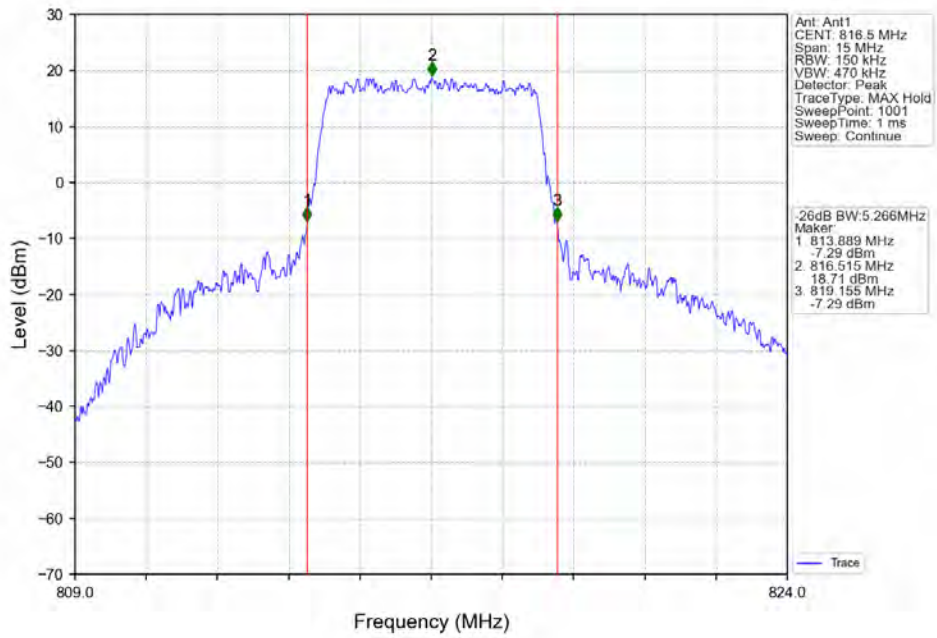
Band26a_5MHz_QPSK_MCH_819MHz_RB_25_0_NTNV



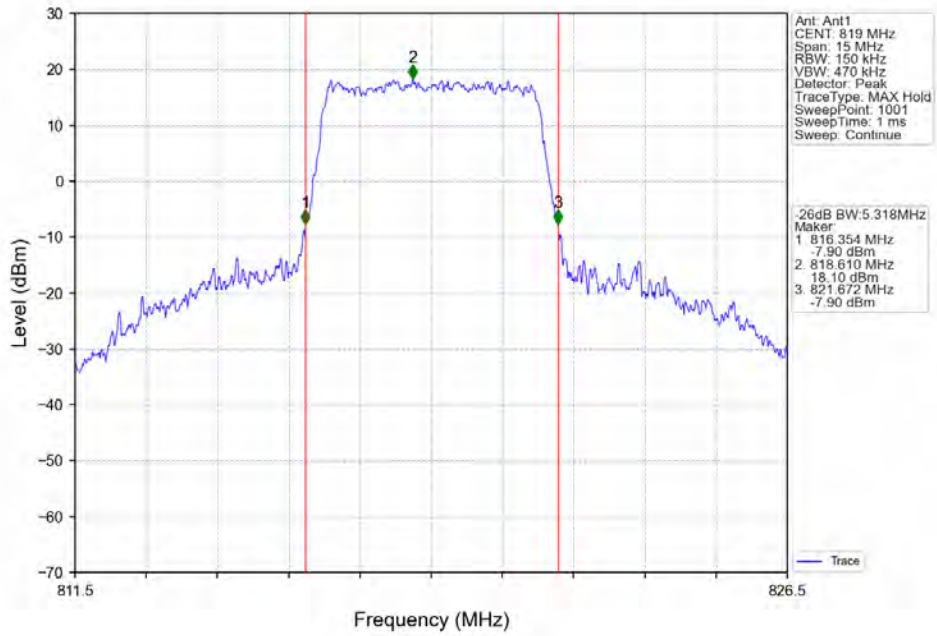
Band26a_5MHz_QPSK_HCH_821.5MHz_RB_25_0_NTNV



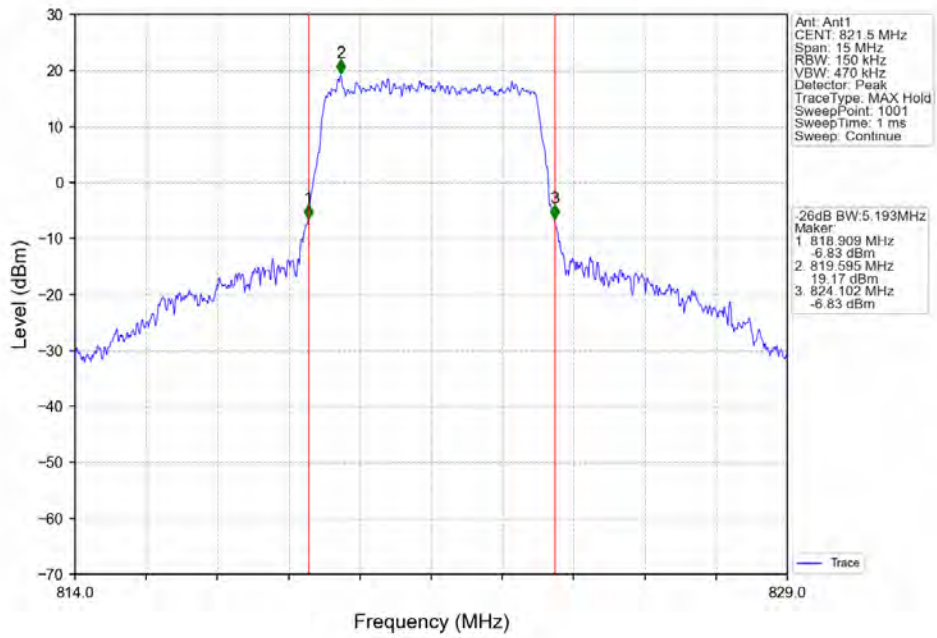
Band26a_5MHz_16QAM_LCH_816.5MHz_RB_25_0_NTNV



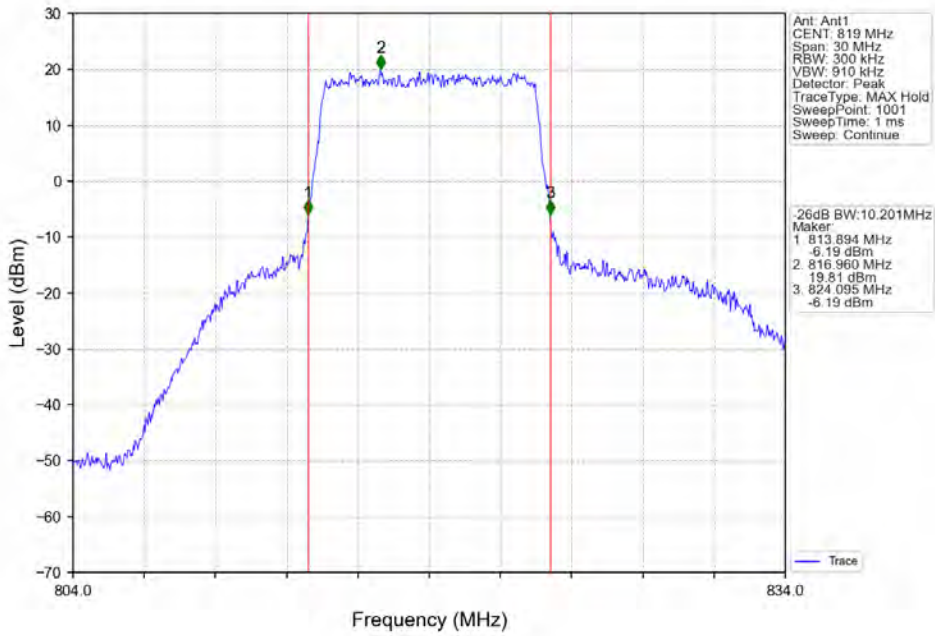
Band26a_5MHz_16QAM_MCH_819MHz_RB_25_0_NTNV



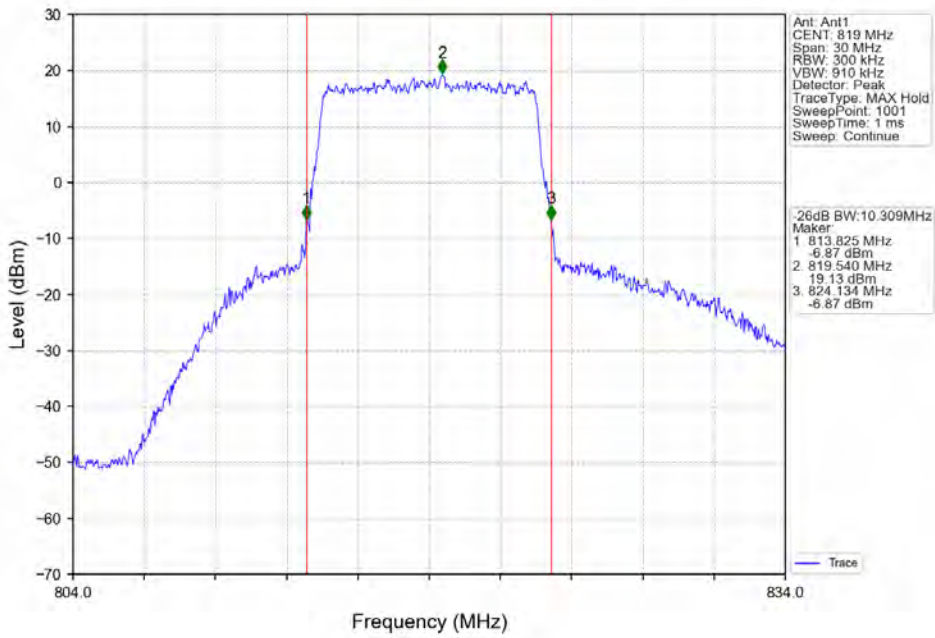
Band26a_5MHz_16QAM_HCH_821.5MHz_RB_25_0_NTNV



Band26a_10MHz_QPSK_MCH_819MHz_RB_50_0_NTNV



Band26a_10MHz_16QAM_MCH_819MHz_RB_50_0_NTNV



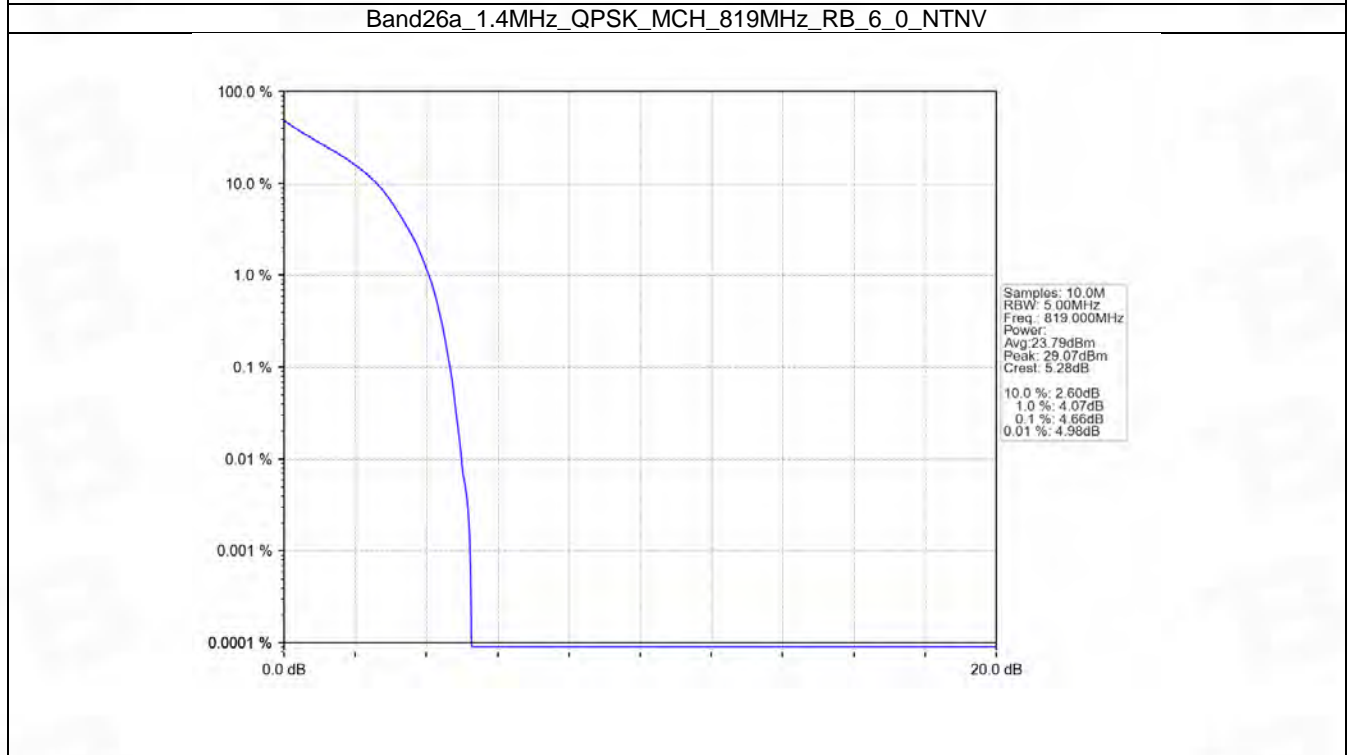
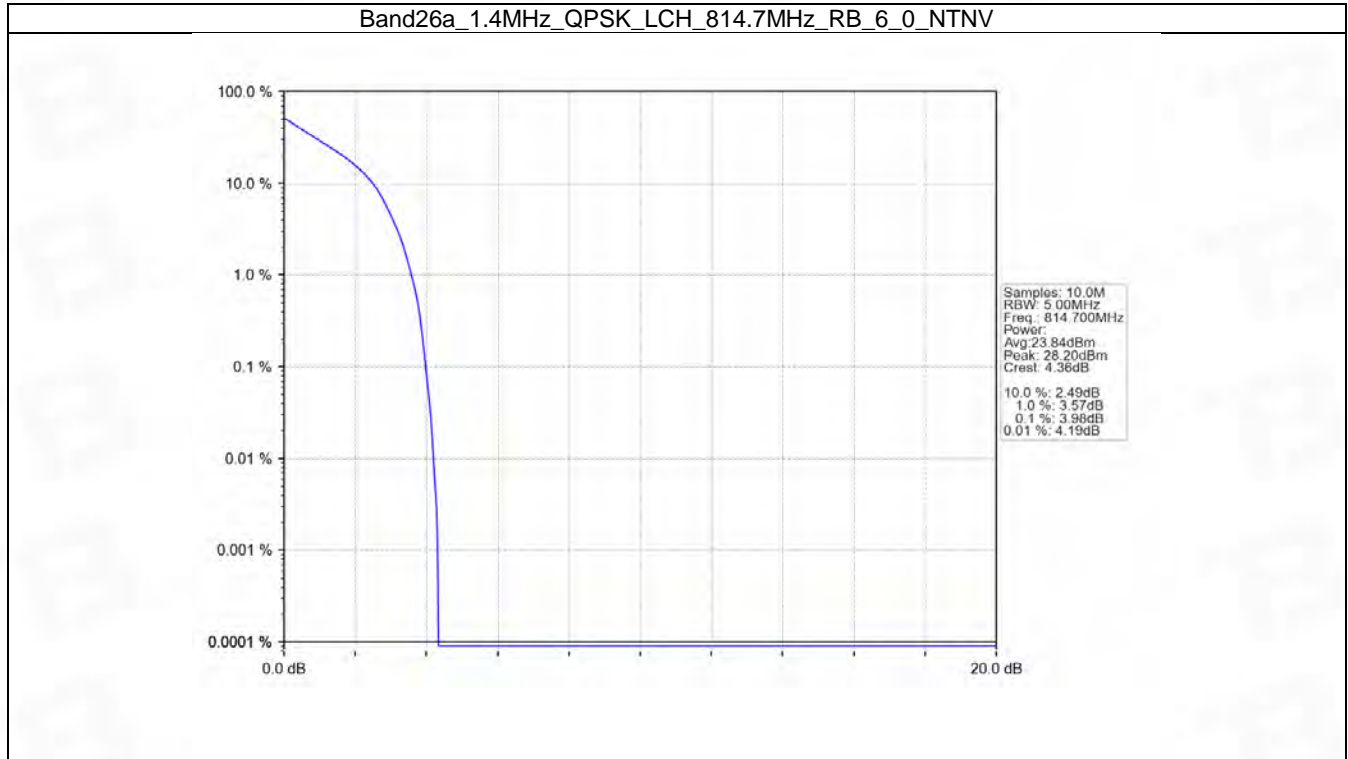
5. Peak-Average Ratio

5.1 B26a_1.4MHz

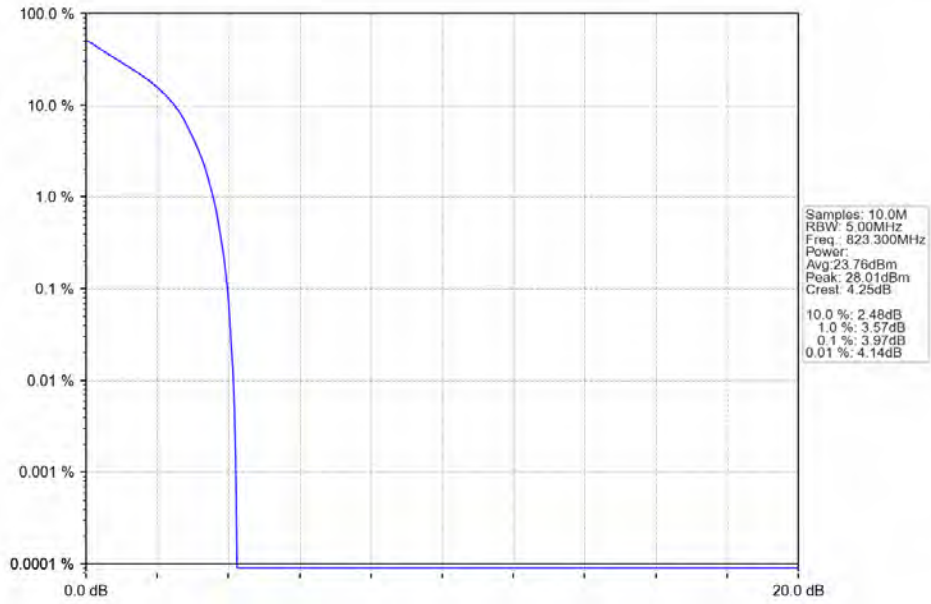
5.1.1 Test Result

Band: 26a / Bandwidth: 1.4MHz / NTN						
Modulation	Frequency (MHz)	RB Allocation		Peak-Average Ratio (dB)		Verdict
		Size	Offset	Result	Limit	
QPSK	814.7	6	0	3.98	<=13	Pass
	819	6	0	4.66	<=13	Pass
	823.3	6	0	3.97	<=13	Pass
16QAM	814.7	6	0	4.88	<=13	Pass
	819	6	0	5.49	<=13	Pass
	823.3	6	0	4.83	<=13	Pass

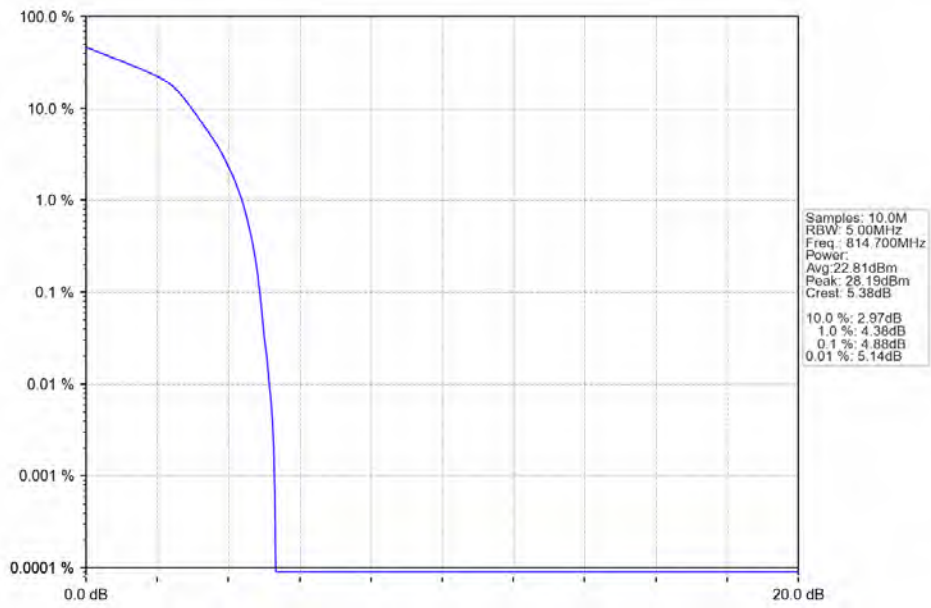
5.1.2 Test Graph



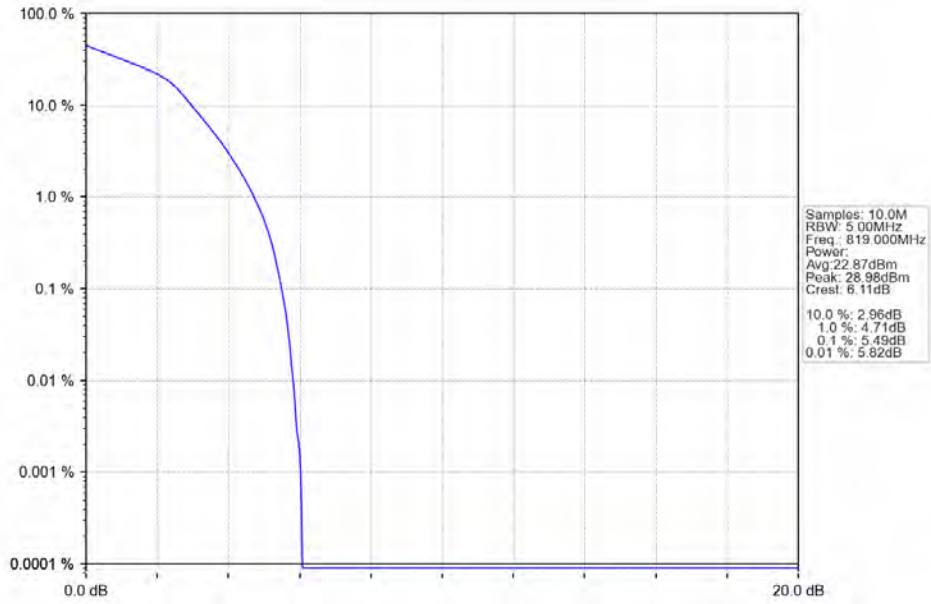
Band26a_1.4MHz_QPSK_HCH_823.3MHz_RB_6_0_NTNV



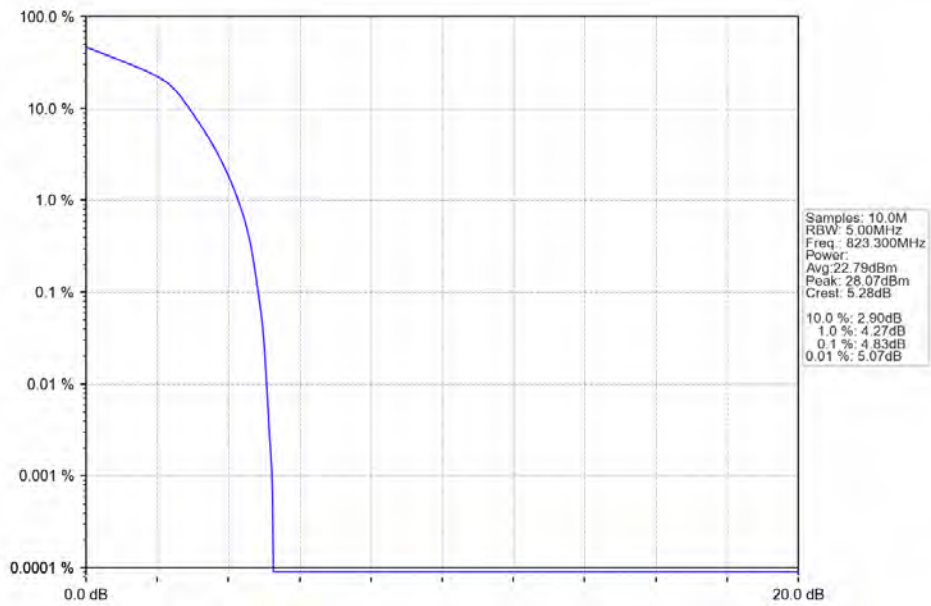
Band26a_1.4MHz_16QAM_LCH_814.7MHz_RB_6_0_NTNV



Band26a_1.4MHz_16QAM_MCH_819MHz_RB_6_0_NTNV



Band26a_1.4MHz_16QAM_HCH_823.3MHz_RB_6_0_NTNV

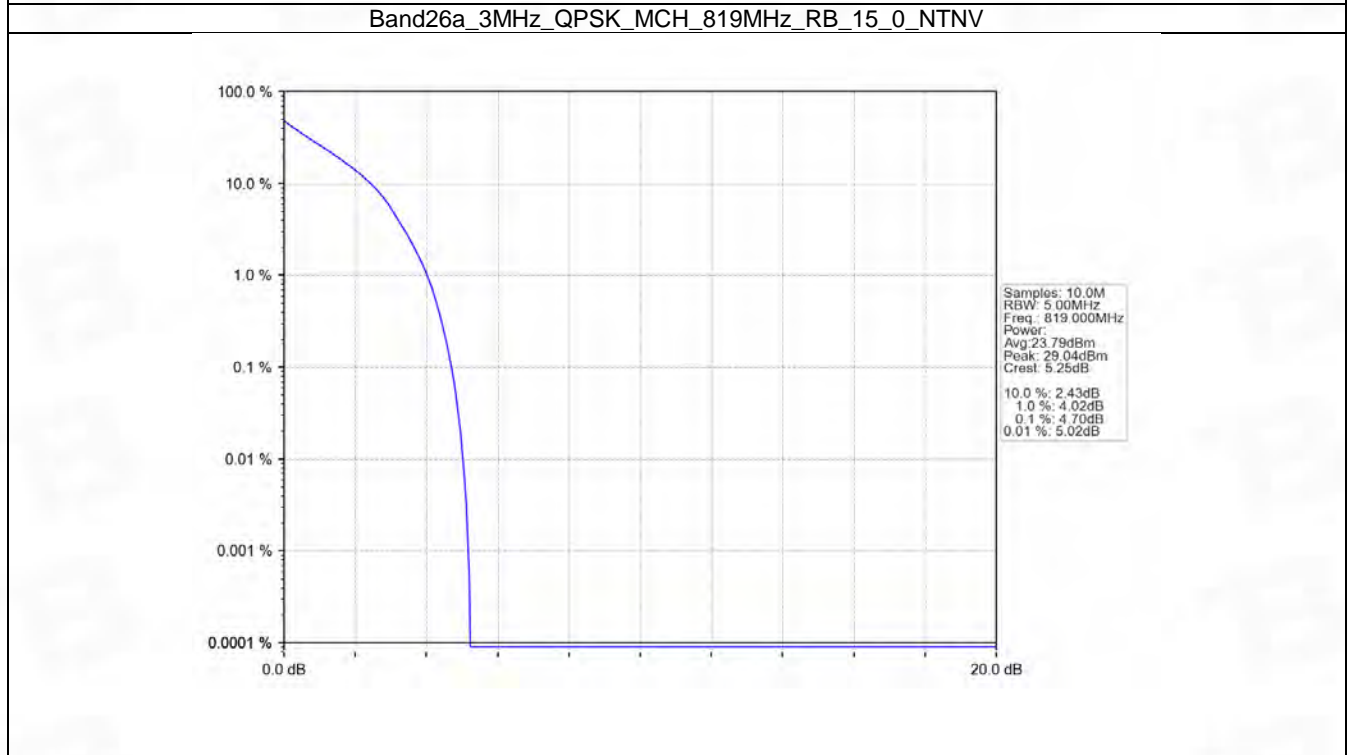
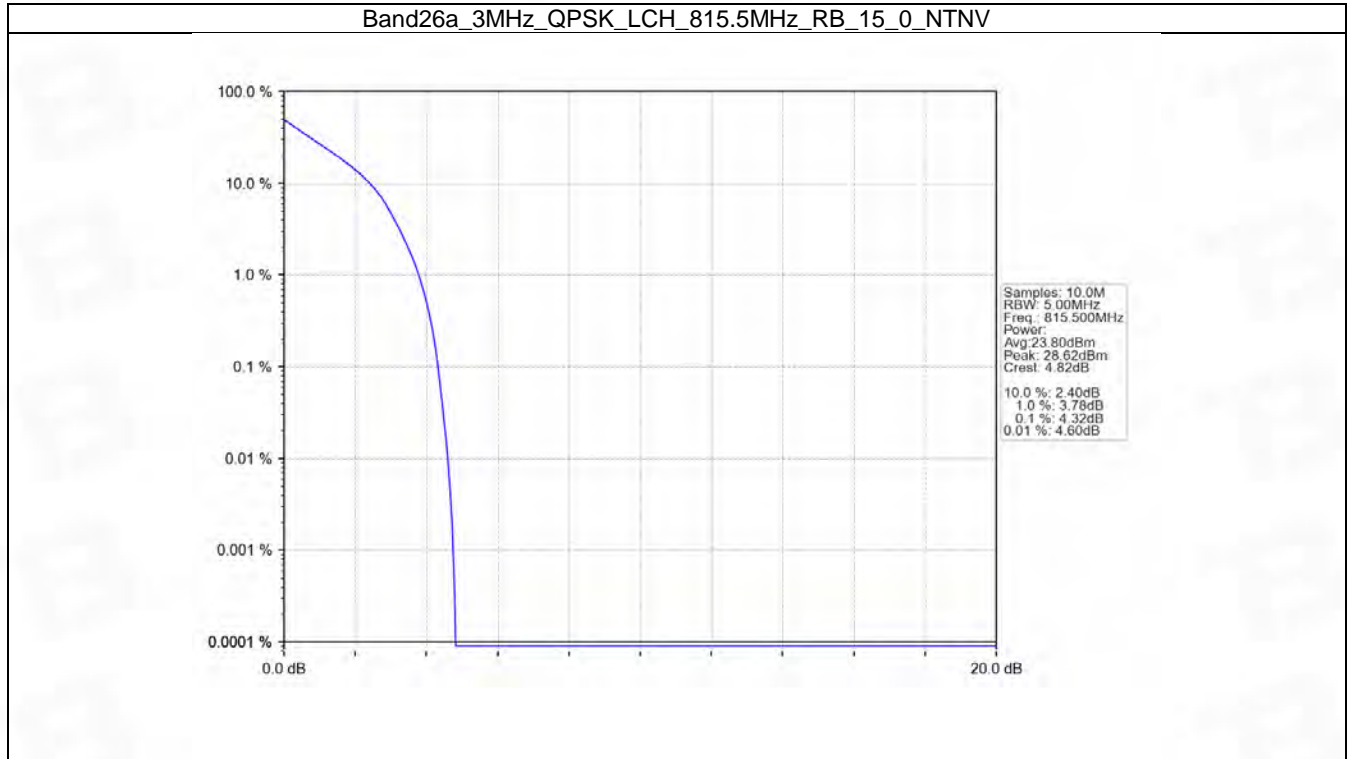


5.2 B26a_3MHz

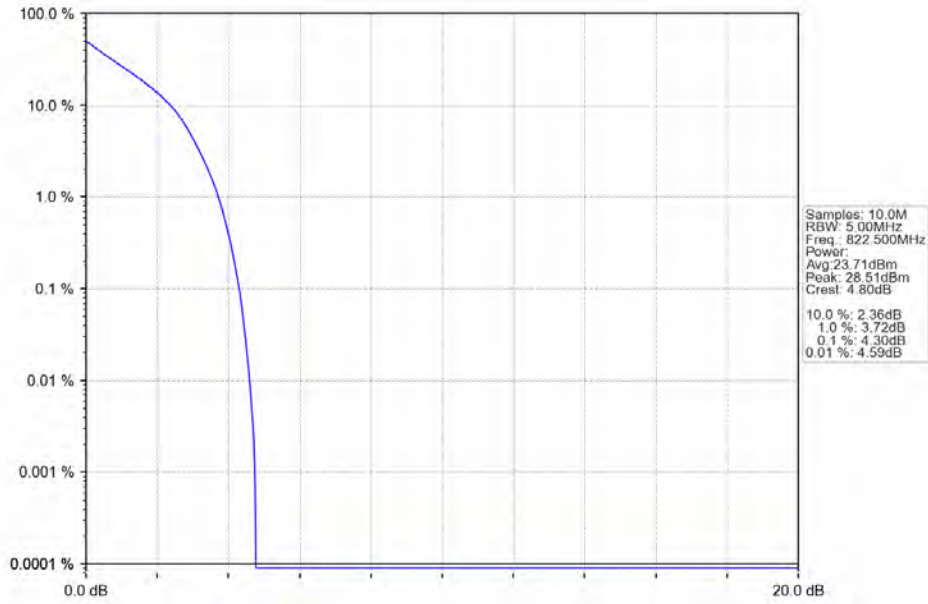
5.2.1 Test Result

Band: 26a / Bandwidth: 3MHz / NTNV						
Modulation	Frequency (MHz)	RB Allocation		Peak-Average Ratio (dB)		Verdict
		Size	Offset	Result	Limit	
QPSK	815.5	15	0	4.32	<=13	Pass
	819	15	0	4.70	<=13	Pass
	822.5	15	0	4.30	<=13	Pass
16QAM	815.5	15	0	5.14	<=13	Pass
	819	15	0	5.53	<=13	Pass
	822.5	15	0	5.14	<=13	Pass

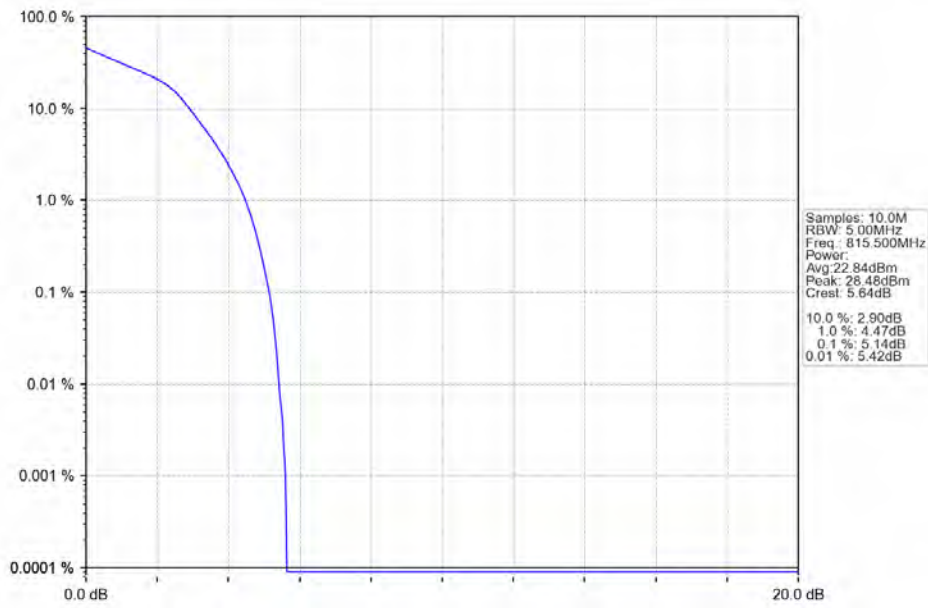
5.2.2 Test Graph



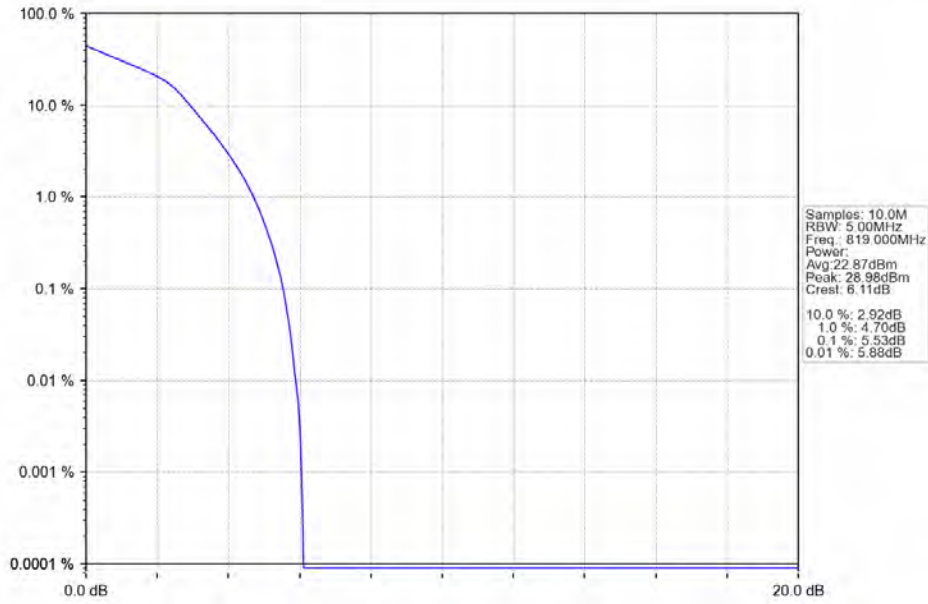
Band26a_3MHz_QPSK_HCH_822.5MHz_RB_15_0_NTNV



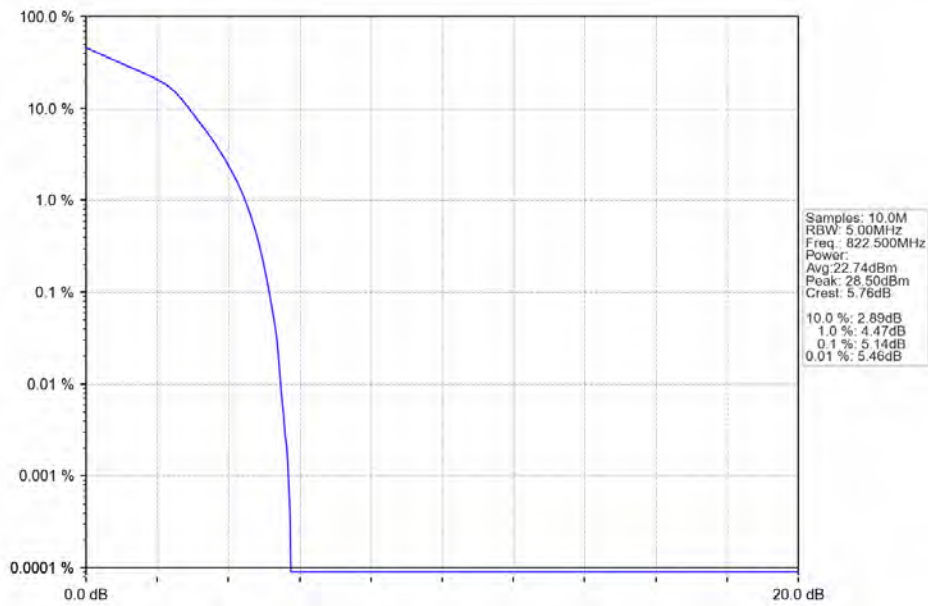
Band26a_3MHz_16QAM_LCH_815.5MHz_RB_15_0_NTNV



Band26a_3MHz_16QAM_MCH_819MHz_RB_15_0_NTNV



Band26a_3MHz_16QAM_HCH_822.5MHz_RB_15_0_NTNV

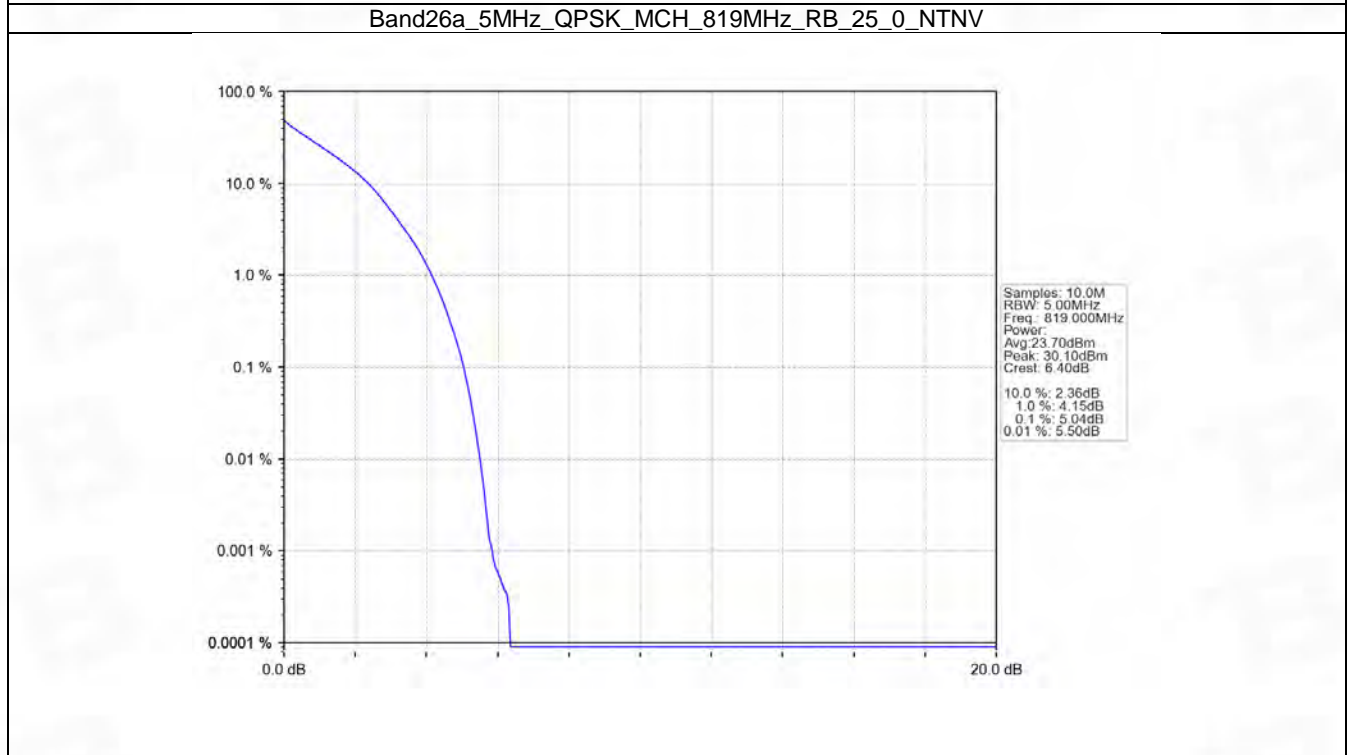
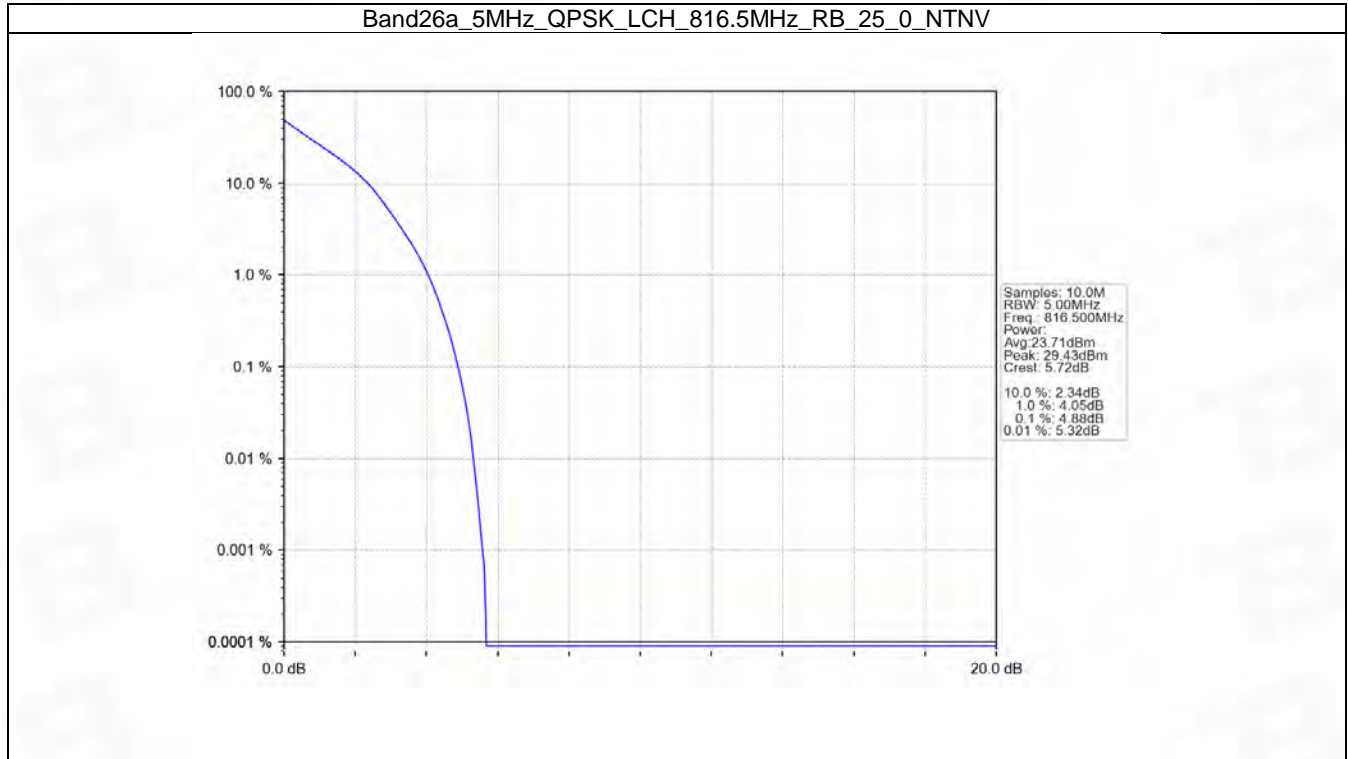


5.3 B26a_5MHz

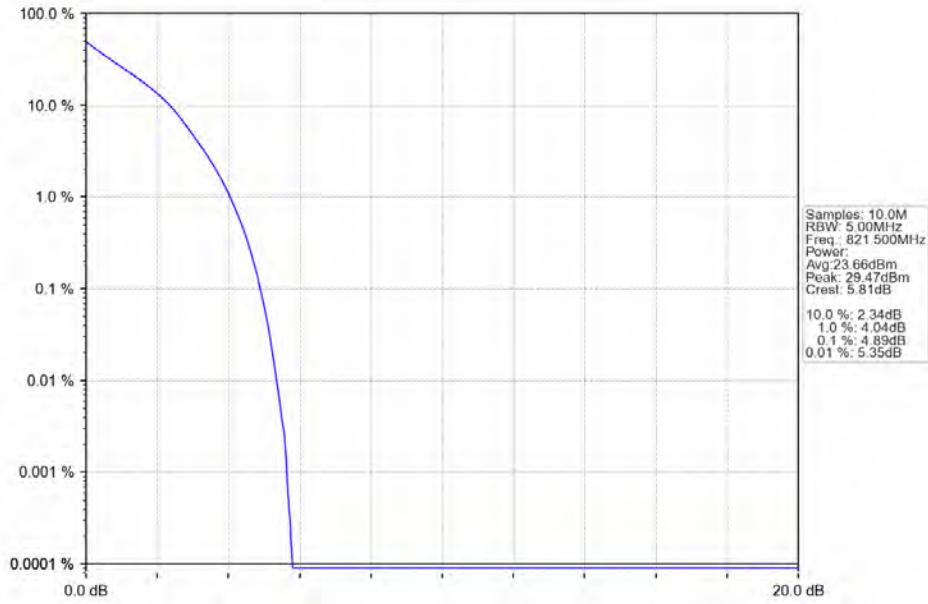
5.3.1 Test Result

Band: 26a / Bandwidth: 5MHz / NTNV						
Modulation	Frequency (MHz)	RB Allocation		Peak-Average Ratio (dB)		Verdict
		Size	Offset	Result	Limit	
QPSK	816.5	25	0	4.88	<=13	Pass
	819	25	0	5.04	<=13	Pass
	821.5	25	0	4.89	<=13	Pass
16QAM	816.5	25	0	5.59	<=13	Pass
	819	25	0	5.74	<=13	Pass
	821.5	25	0	5.61	<=13	Pass

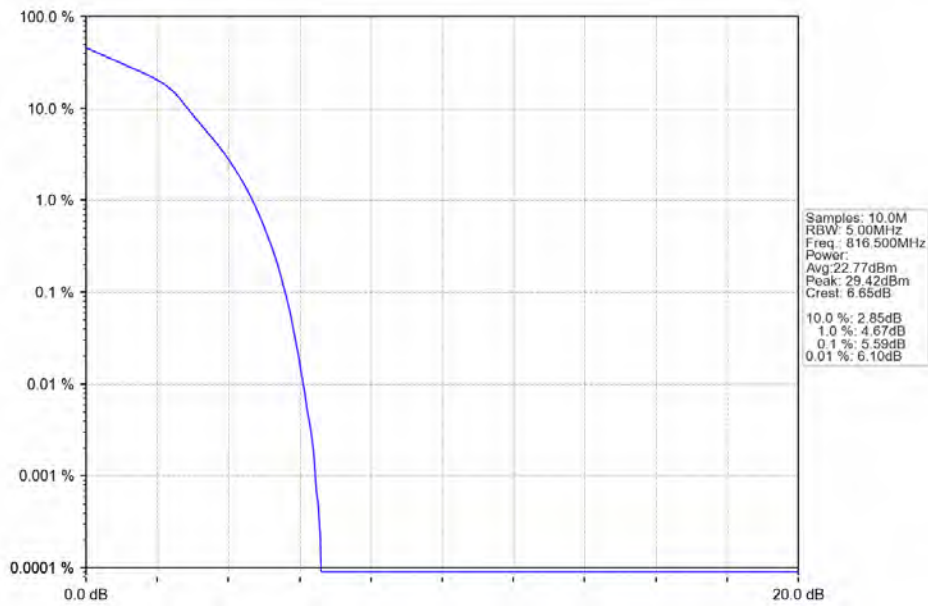
5.3.2 Test Graph



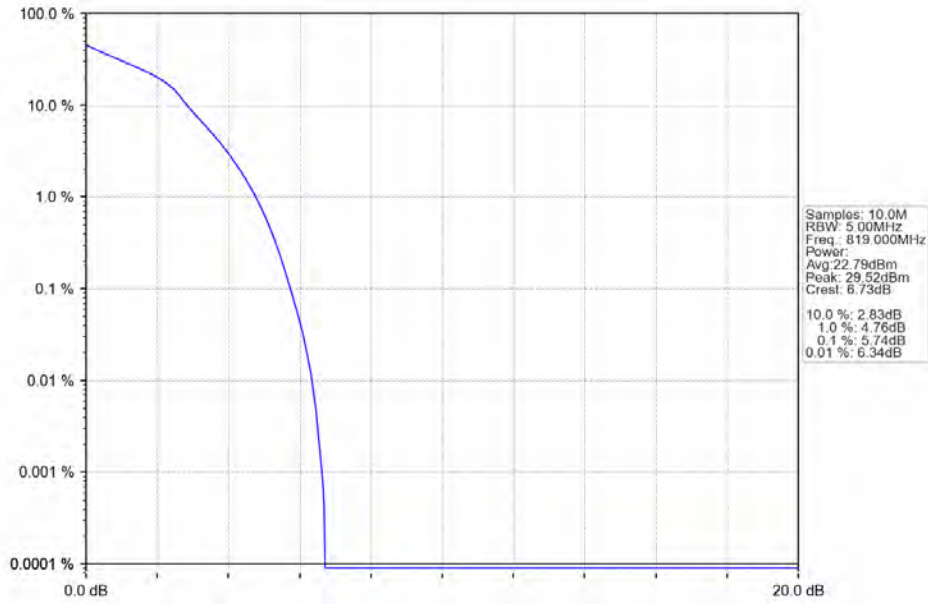
Band26a_5MHz_QPSK_HCH_821.5MHz_RB_25_0_NTNV



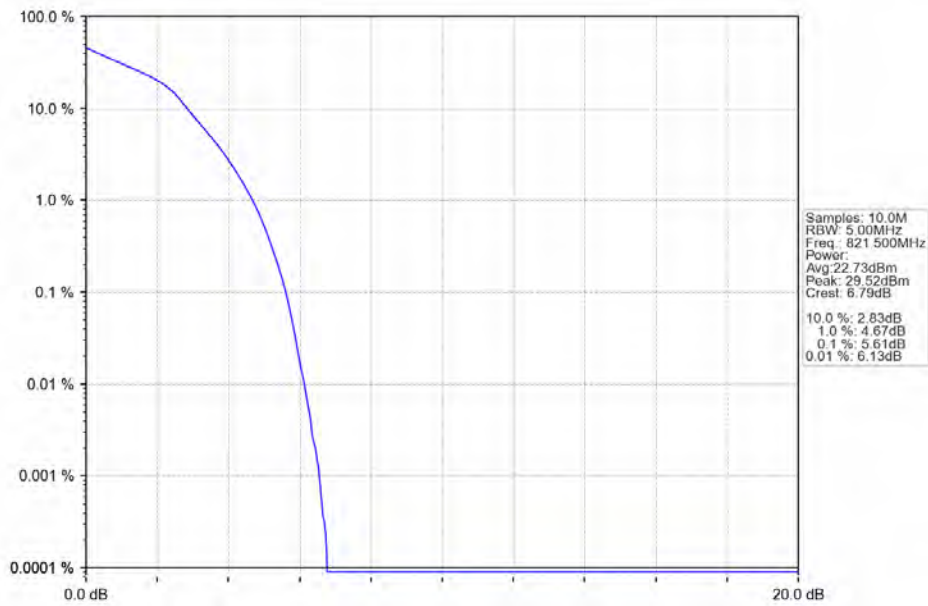
Band26a_5MHz_16QAM_LCH_816.5MHz_RB_25_0_NTNV



Band26a_5MHz_16QAM_MCH_819MHz_RB_25_0_NTNV



Band26a_5MHz_16QAM_HCH_821.5MHz_RB_25_0_NTNV

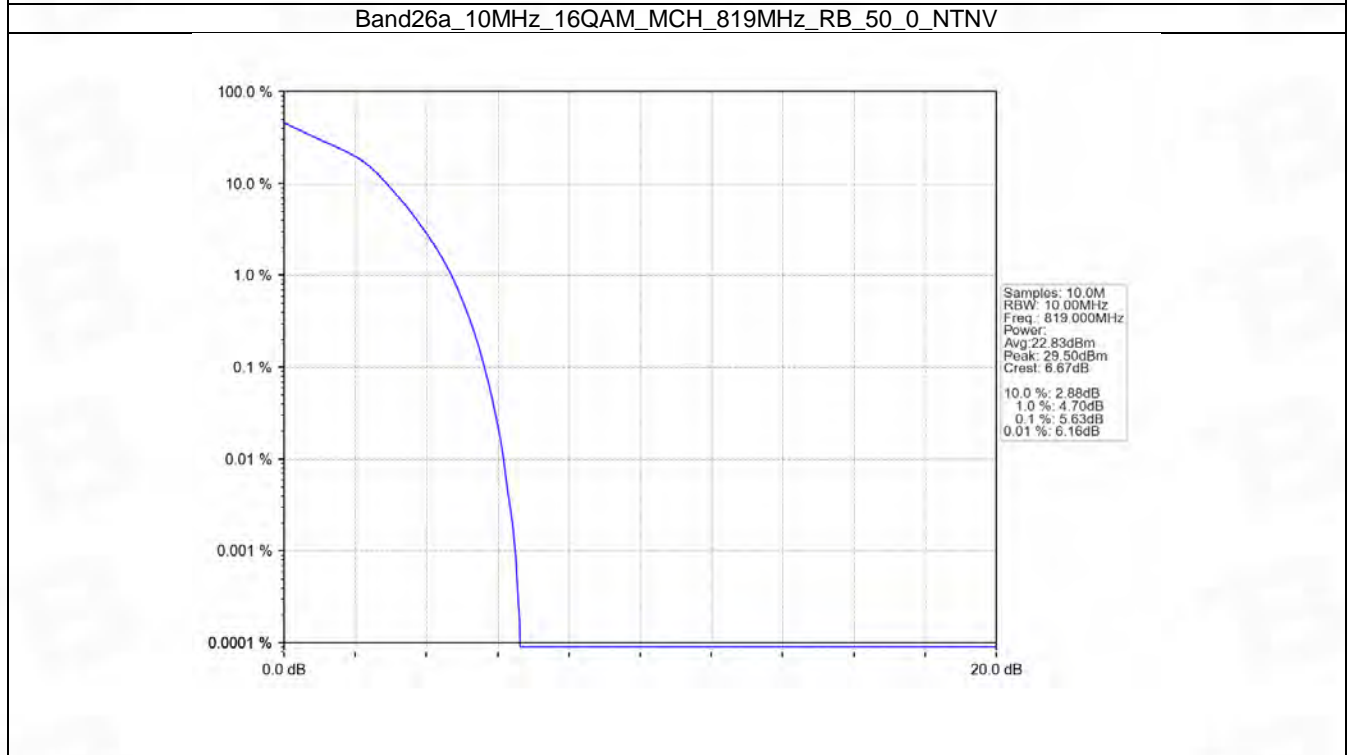
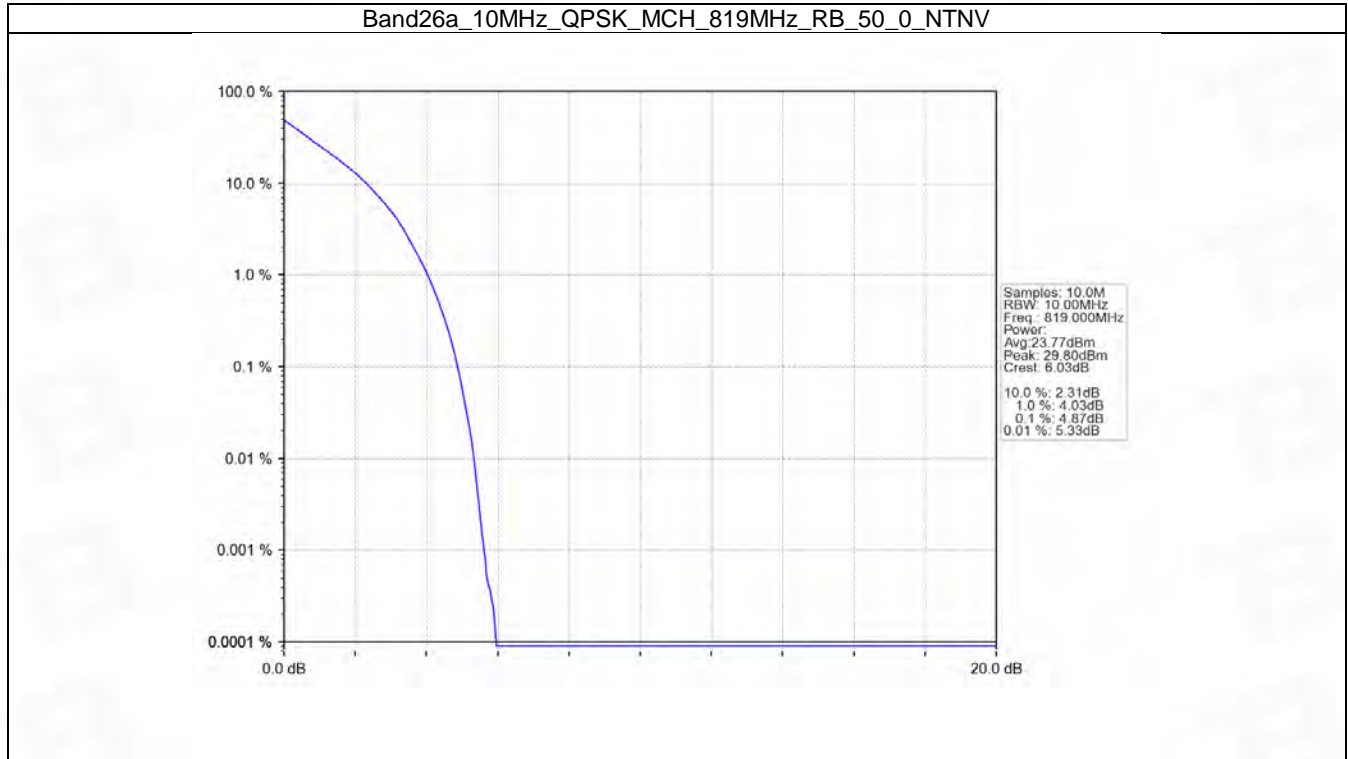


5.4 B26a_10MHz

5.4.1 Test Result

Band: 26a / Bandwidth: 10MHz / NTNV						
Modulation	Frequency (MHz)	RB Allocation		Peak-Average Ratio (dB)		Verdict
		Size	Offset	Result	Limit	
QPSK	819	50	0	4.87	<=13	Pass
16QAM	819	50	0	5.63	<=13	Pass

5.4.2 Test Graph



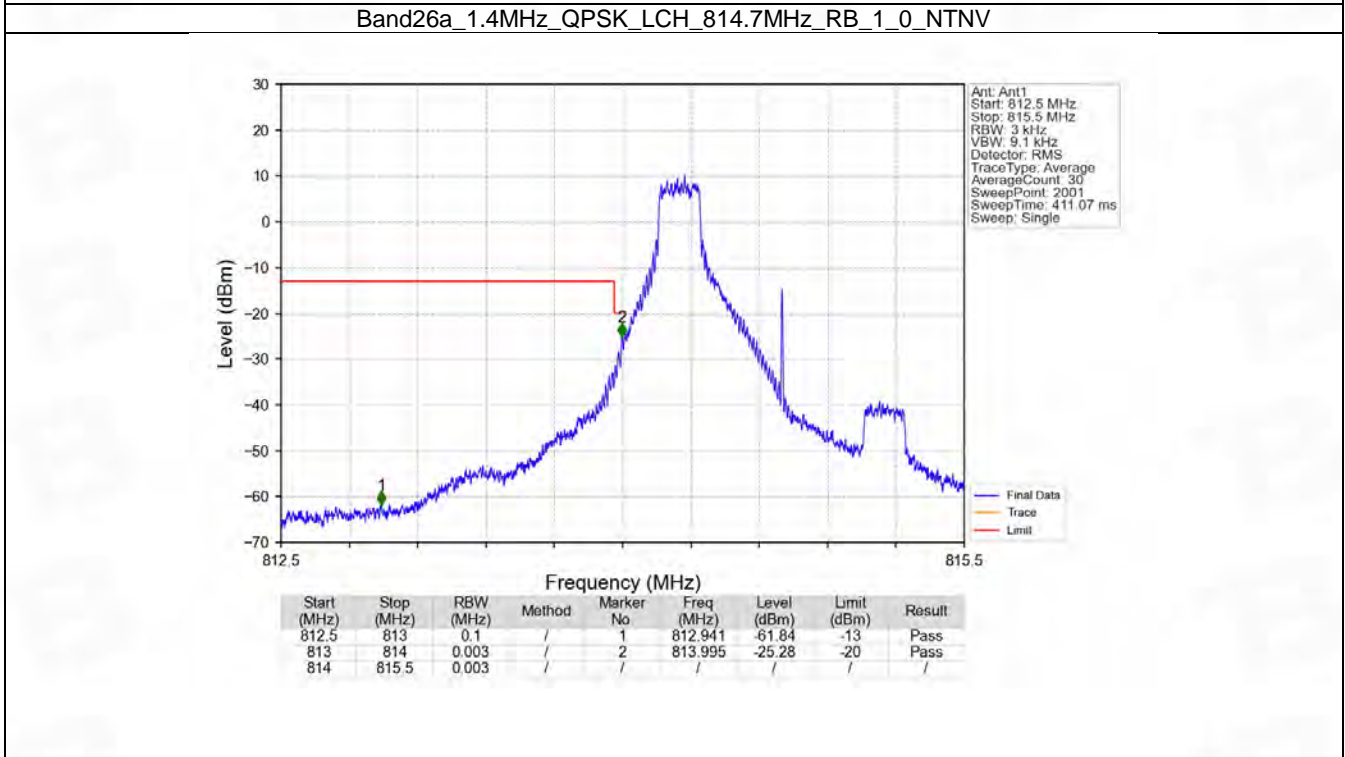
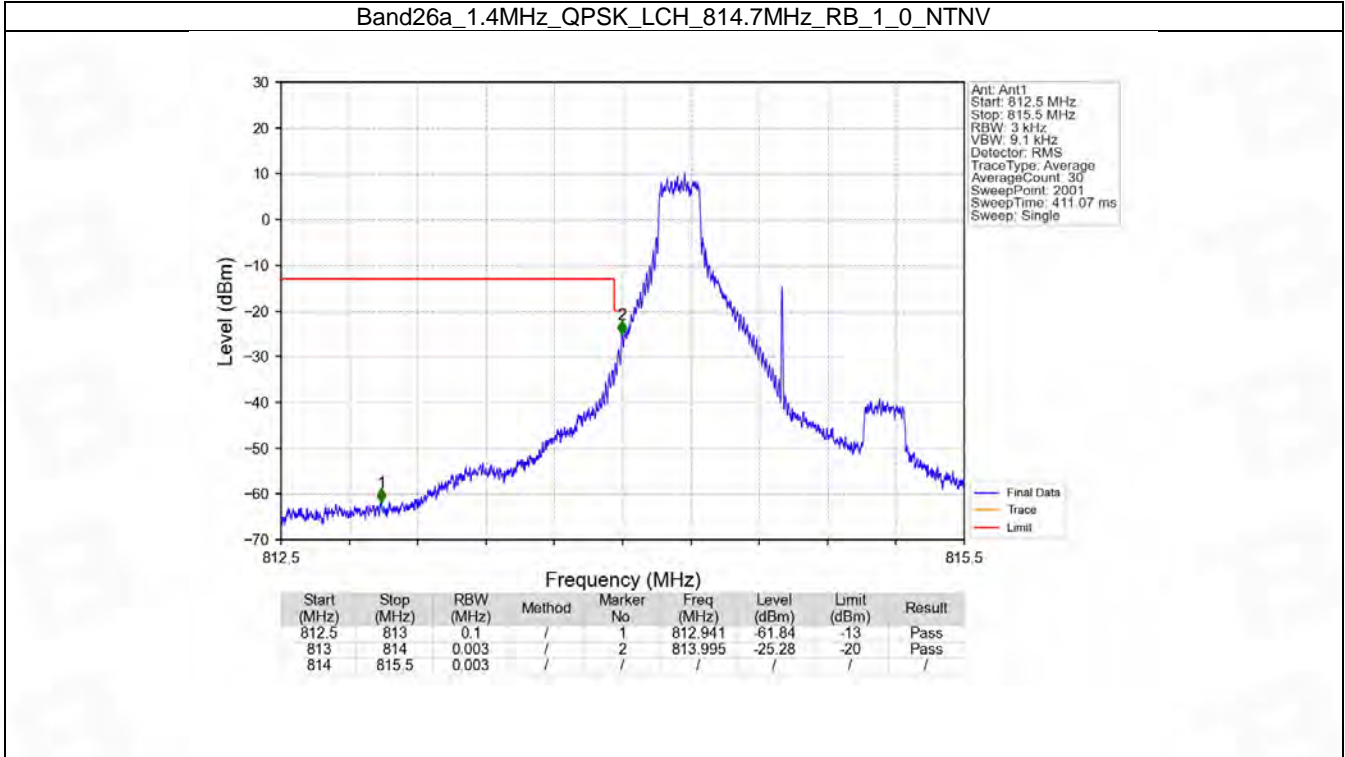
6. Spurious Emission

6.1 B26a_1.4MHz

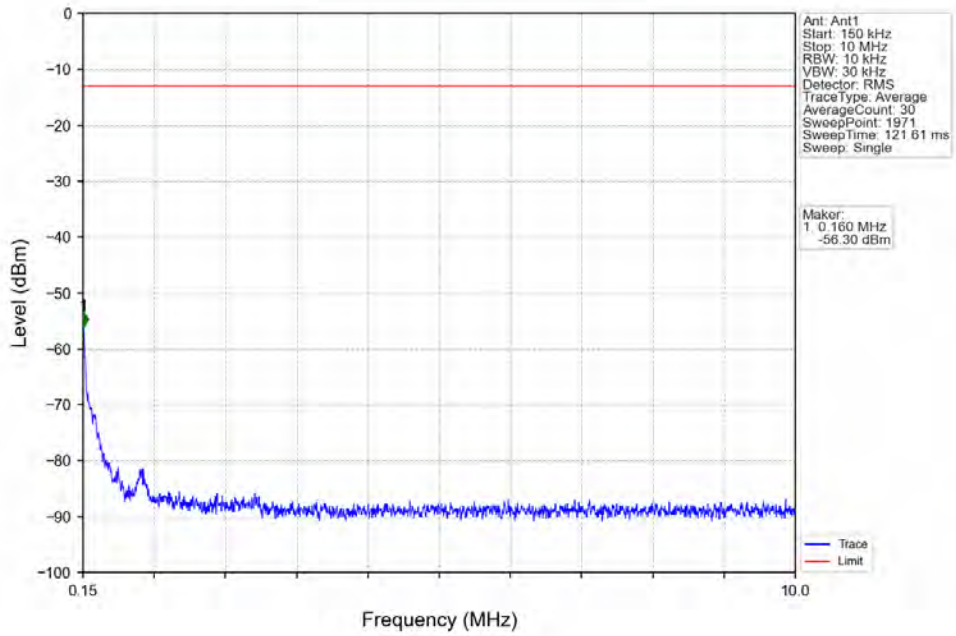
6.1.1 Test Result

Band: 26a / Bandwidth: 1.4MHz / NTN						
Modulation	Frequency (MHz)	RB Allocation		Spurious Emission		Verdict
		Size	Offset	Result	Limit	
QPSK	814.7	1	0	Refer To Test Graph		Pass
		6	0	Refer To Test Graph		Pass
	823.3	1	0	Refer To Test Graph		Pass
		1	5	Refer To Test Graph		Pass
		6	0	Refer To Test Graph		Pass
		6	0	Refer To Test Graph		Pass
16QAM	814.7	1	0	Refer To Test Graph		Pass
		6	0	Refer To Test Graph		Pass
	823.3	1	0	Refer To Test Graph		Pass
		1	5	Refer To Test Graph		Pass
		6	0	Refer To Test Graph		Pass
		6	0	Refer To Test Graph		Pass

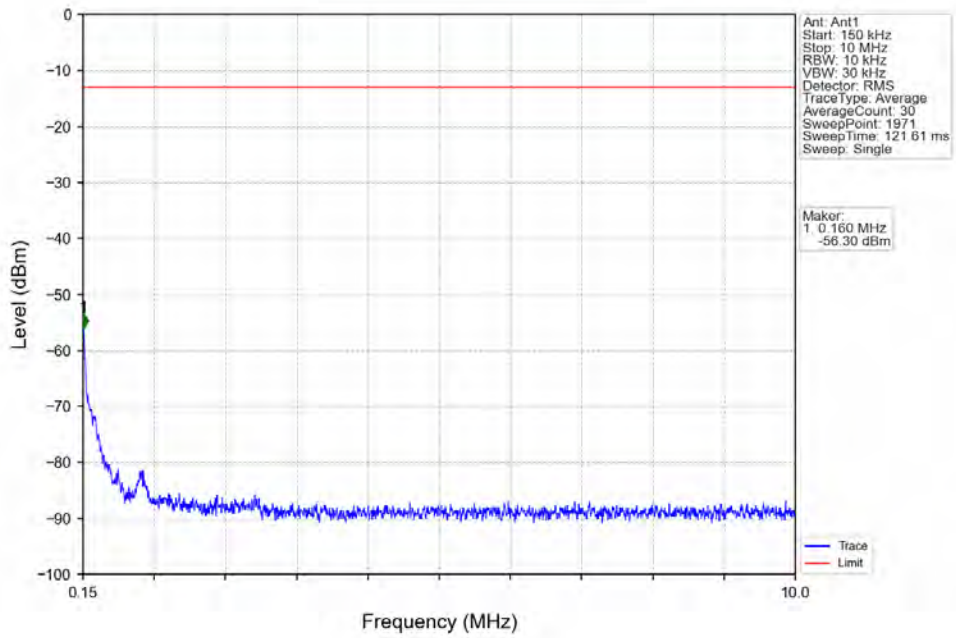
6.1.2 Test Graph



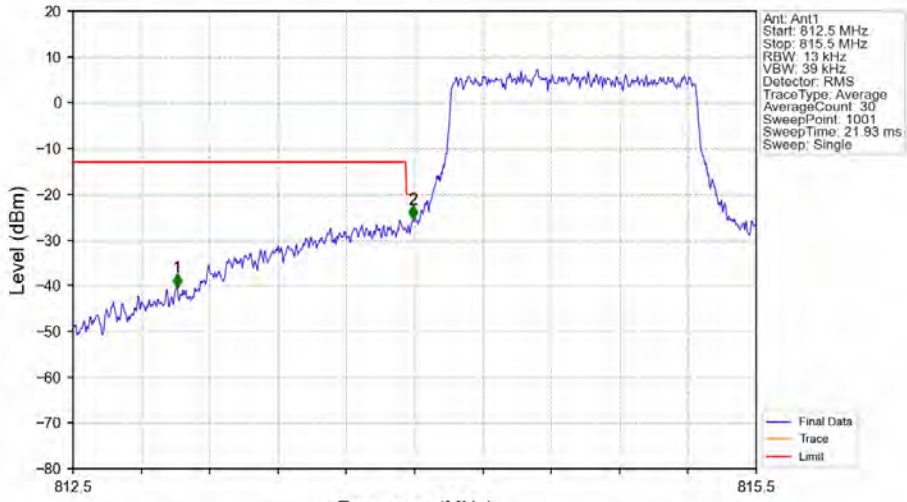
Band26a_1.4MHz_QPSK_LCH_814.7MHz_RB_1_0_NTNV



Band26a_1.4MHz_QPSK_LCH_814.7MHz_RB_1_0_NTNV

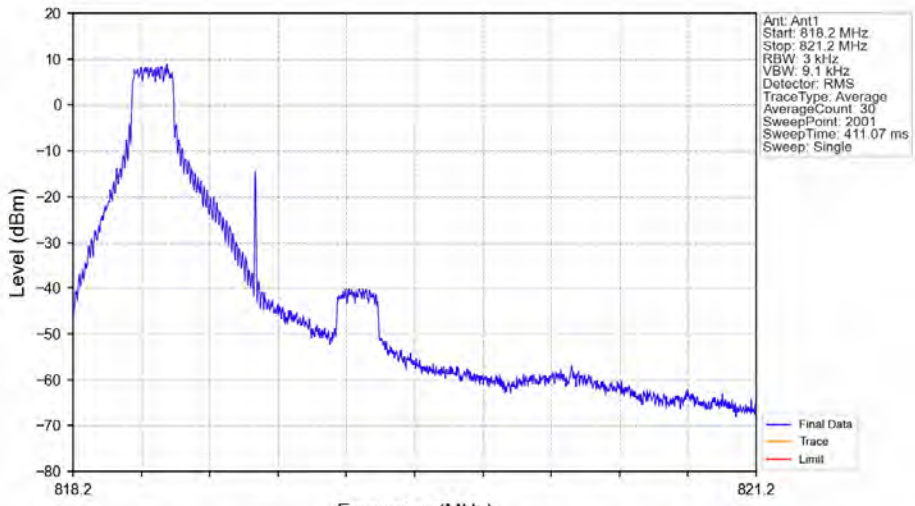


Band26a_1.4MHz_QPSK_LCH_814.7MHz_RB_6_0_NTNV



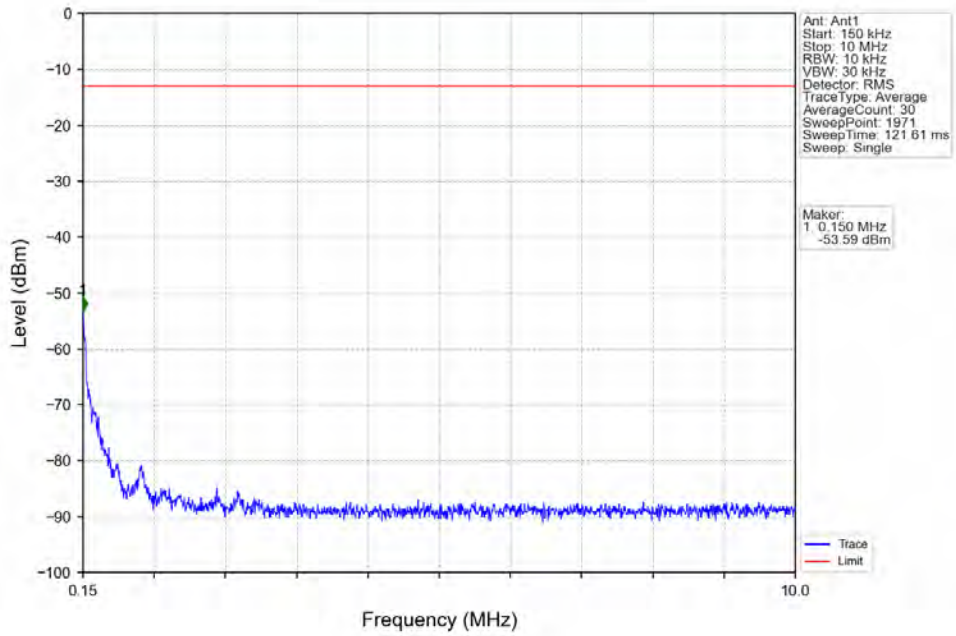
Start (MHz)	Stop (MHz)	RBW (MHz)	Method	Marker No	Freq (MHz)	Level (dBm)	Limit (dBm)	Result
812.5	813	0.1	/	1	812.956	-40.42	-13	Pass
813	814	0.013	/	2	813.994	-25.53	-20	Pass
814	815.5	0.013	/	/	/	/	/	/

Band26a_1.4MHz_QPSK_MCH_819MHz_RB_1_0_NTNV

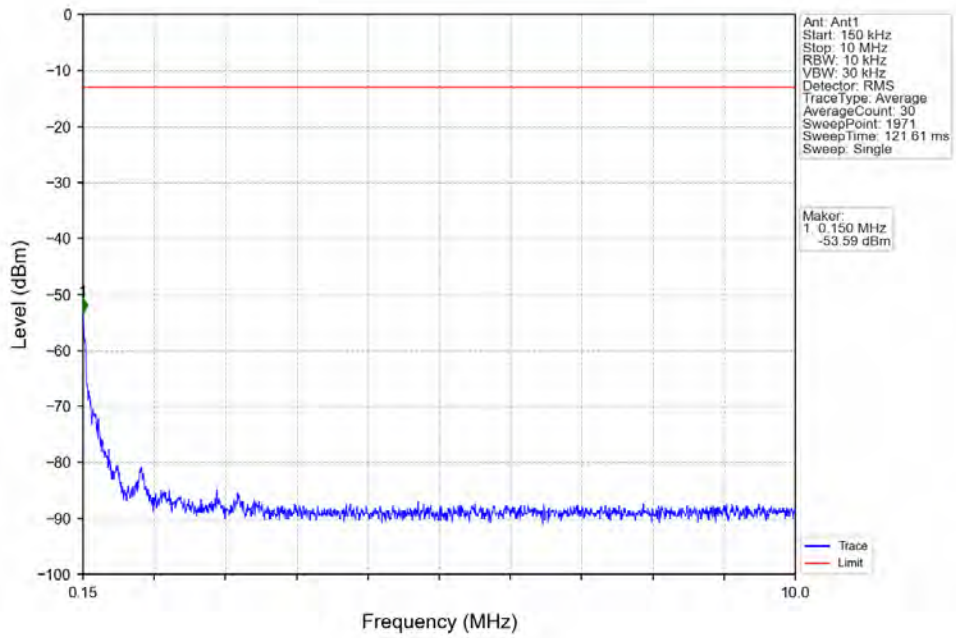


Start (MHz)	Stop (MHz)	RBW (MHz)	Method	Marker No	Freq (MHz)	Level (dBm)	Limit (dBm)	Result
818.2	821.2	0.003	/	/	/	/	/	/

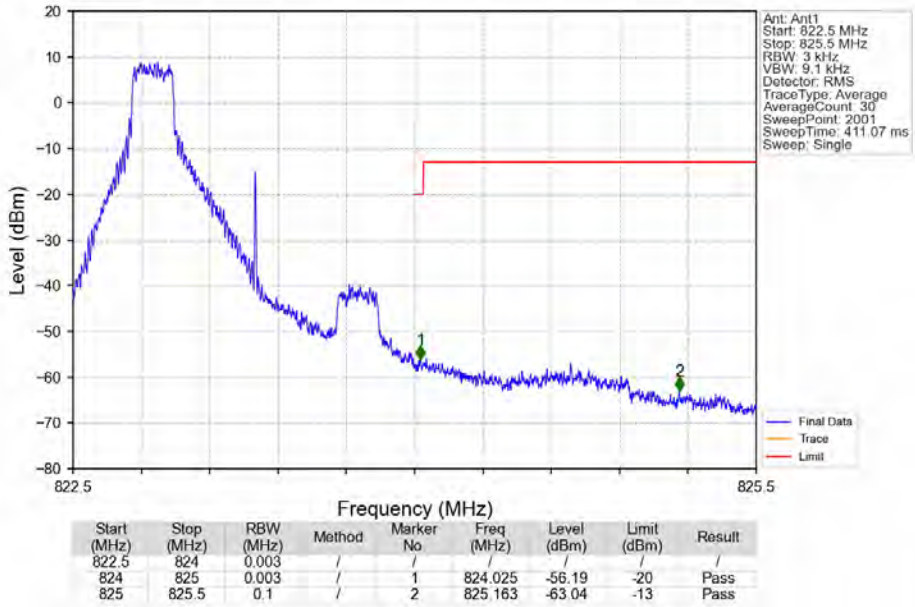
Band26a_1.4MHz_QPSK_MCH_819MHz_RB_1_0_NTNV



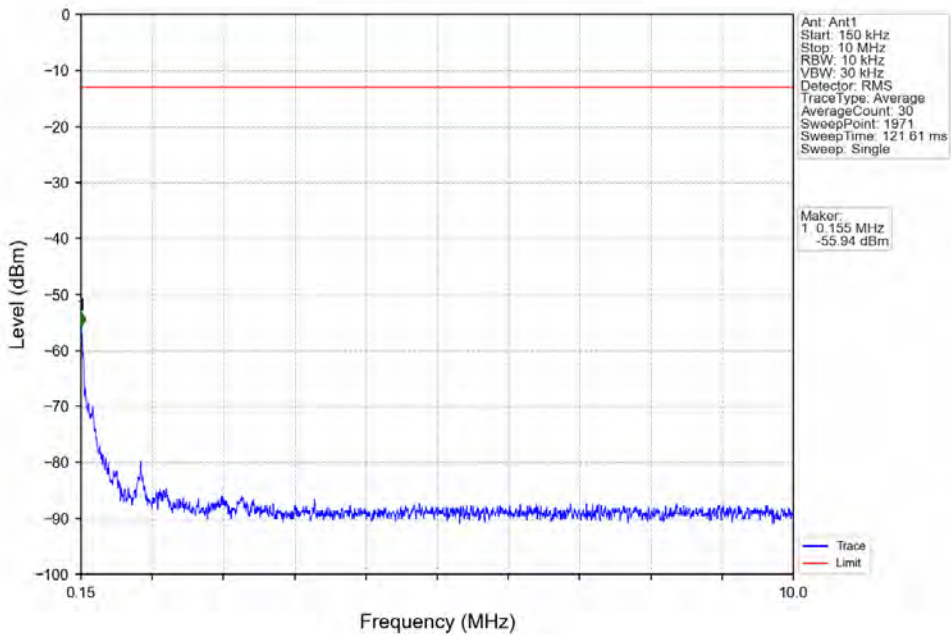
Band26a_1.4MHz_QPSK_MCH_819MHz_RB_1_0_NTNV



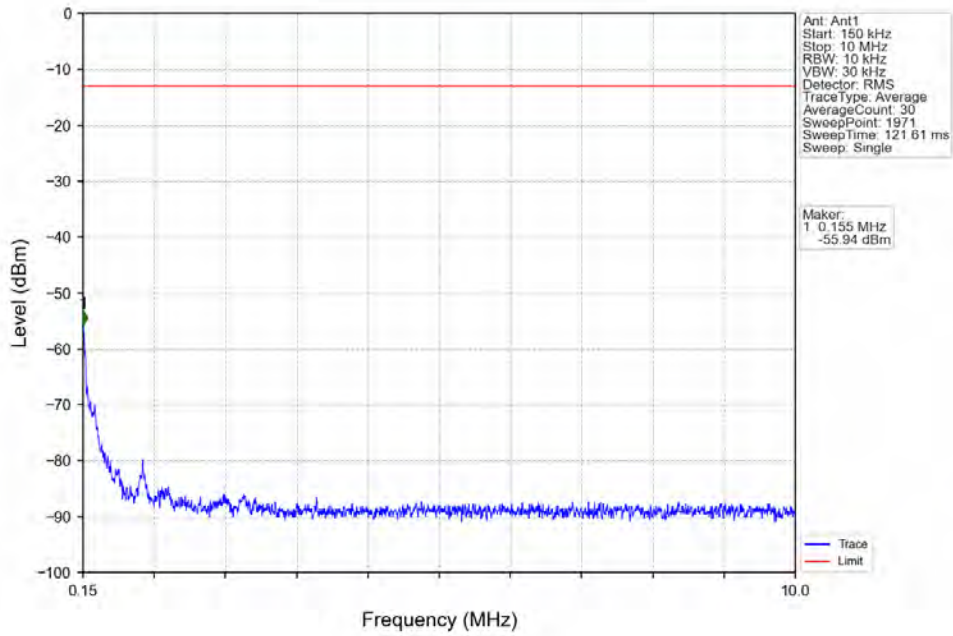
Band26a_1.4MHz_QPSK_HCH_823.3MHz_RB_1_0_NTNV



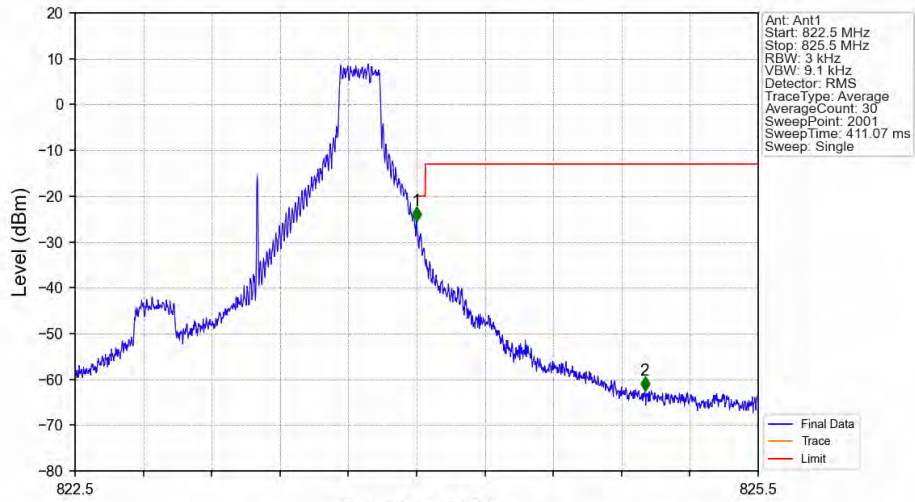
Band26a_1.4MHz_QPSK_HCH_823.3MHz_RB_1_0_NTNV



Band26a_1.4MHz_QPSK_HCH_823.3MHz_RB_1_0_NTNV

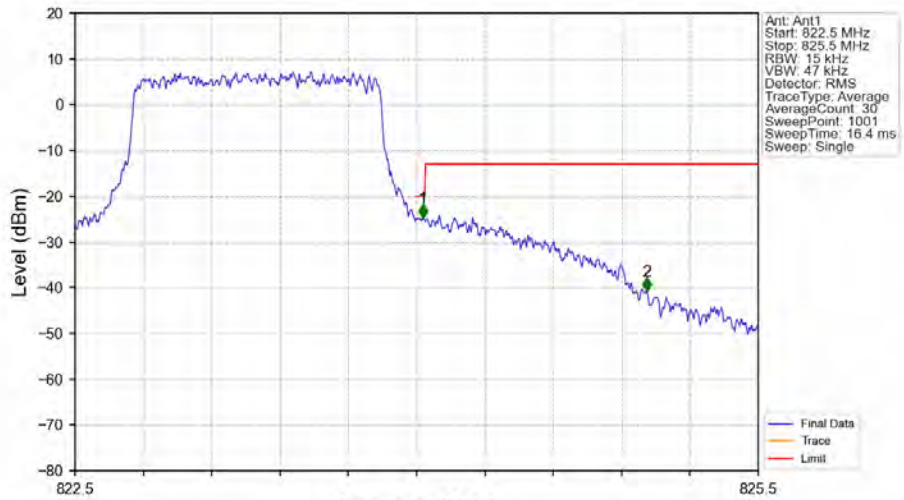


Band26a_1.4MHz_QPSK_HCH_823.3MHz_RB_1_5_NTNV



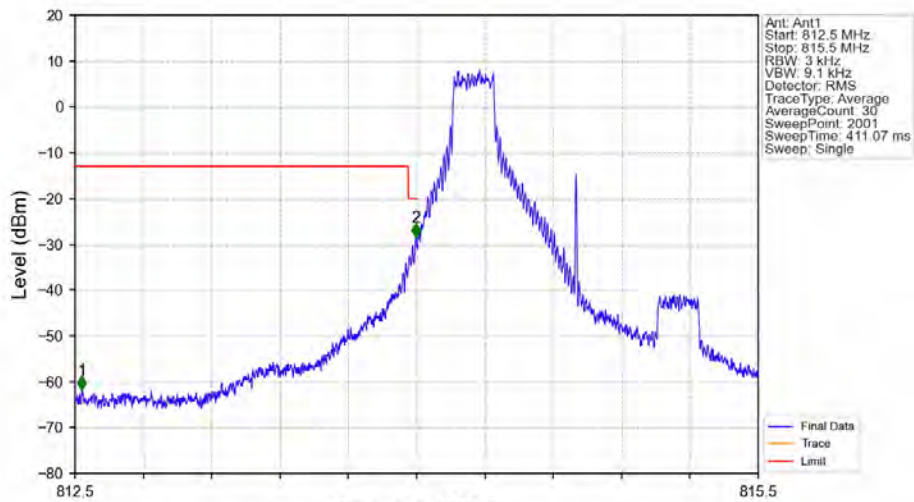
Start (MHz)	Stop (MHz)	RBW (MHz)	Method	Marker No.	Freq (MHz)	Level (dBm)	Limit (dBm)	Result
822.5	824	0.003	/	/	/	/	/	/
824	825	0.003	/	1	824.000	-25.44	-20	Pass
825	825.5	0.1	/	2	825.002	-62.46	-13	Pass

Band26a_1.4MHz_QPSK_HCH_823.3MHz_RB_6_0_NTNV



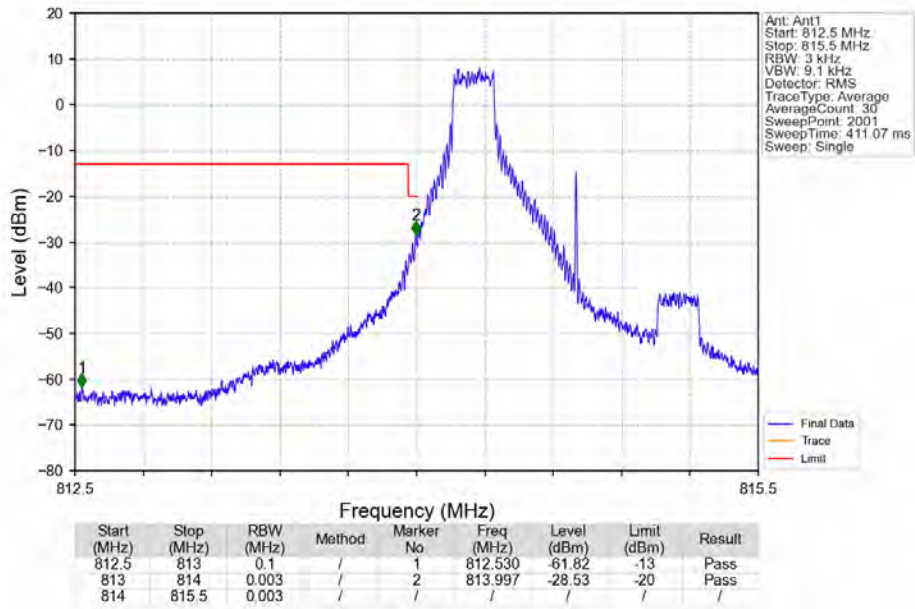
Start (MHz)	Stop (MHz)	RBW (MHz)	Method	Marker No	Freq (MHz)	Level (dBm)	Limit (dBm)	Result
822.5	824	0.015	/	1	824.027	-24.86	-20	Pass
824	825	0.015	/	2	825.011	-40.91	-13	Pass

Band26a_1.4MHz_16QAM_LCH_814.7MHz_RB_1_0_NTNV

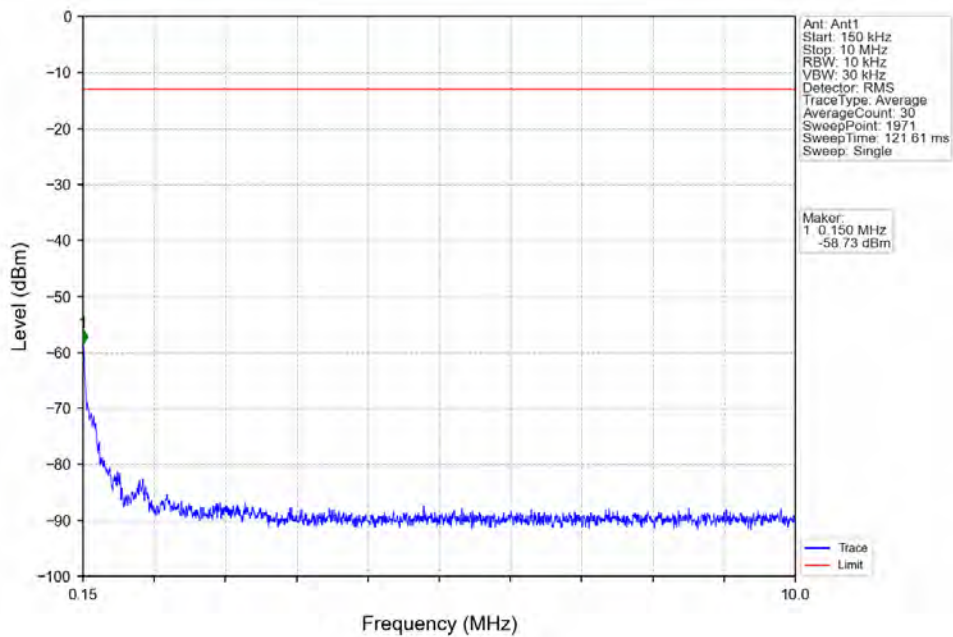


Start (MHz)	Stop (MHz)	RBW (MHz)	Method	Marker No	Freq (MHz)	Level (dBm)	Limit (dBm)	Result
812.5	813	0.1	/	1	812.530	-61.82	-13	Pass
813	814	0.003	/	2	813.997	-28.53	-20	Pass
814	815.5	0.003	/	/	/	/	/	/

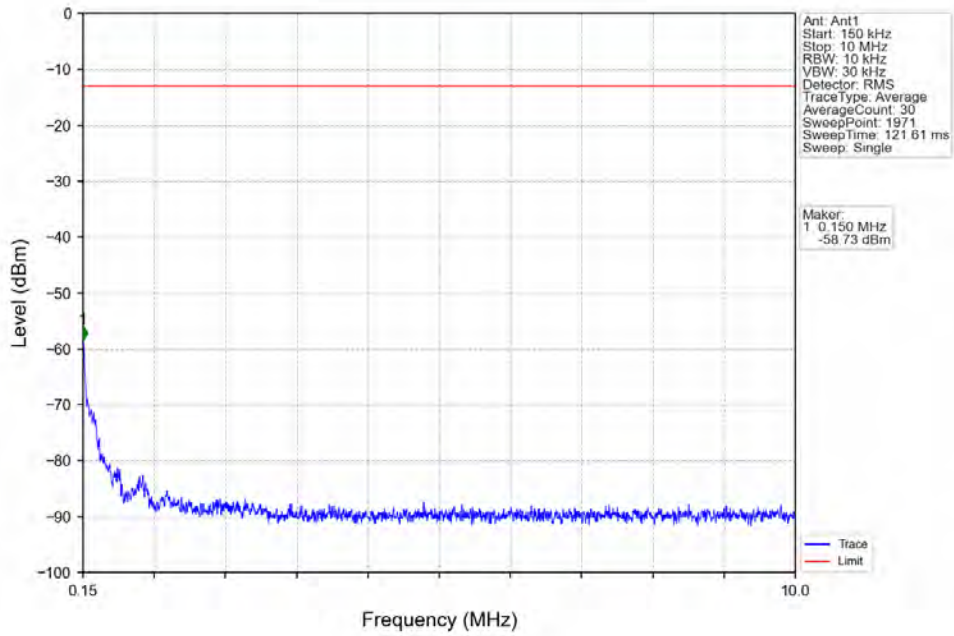
Band26a_1.4MHz_16QAM_LCH_814.7MHz_RB_1_0_NTNV



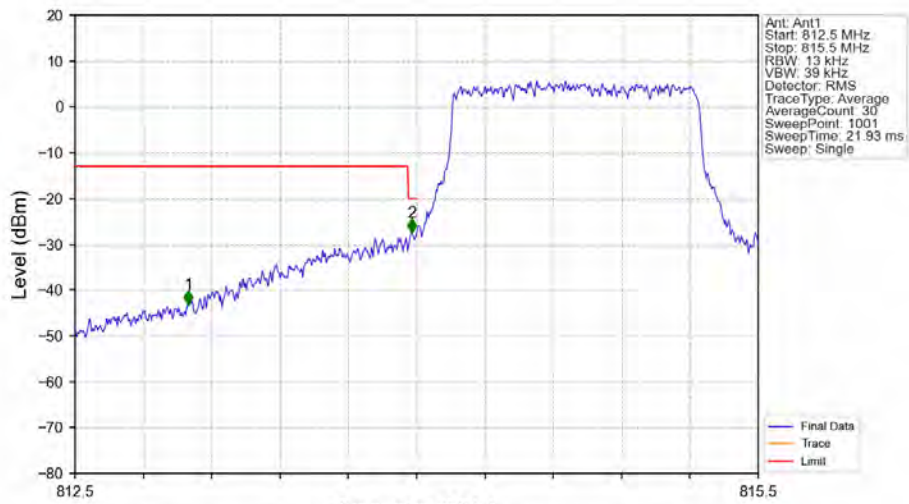
Band26a_1.4MHz_16QAM_LCH_814.7MHz_RB_1_0_NTNV



Band26a_1.4MHz_16QAM_LCH_814.7MHz_RB_1_0_NTNV

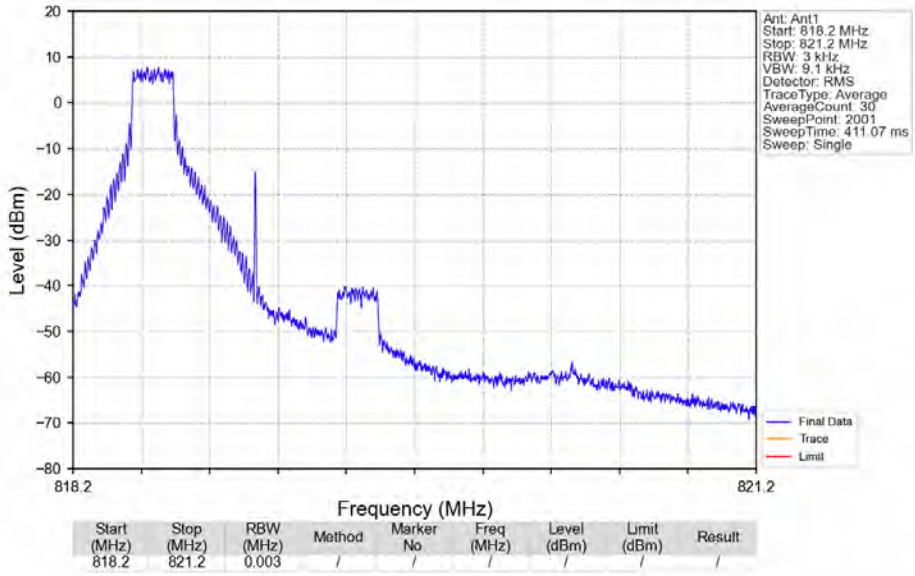


Band26a_1.4MHz_16QAM_LCH_814.7MHz_RB_6_0_NTNV

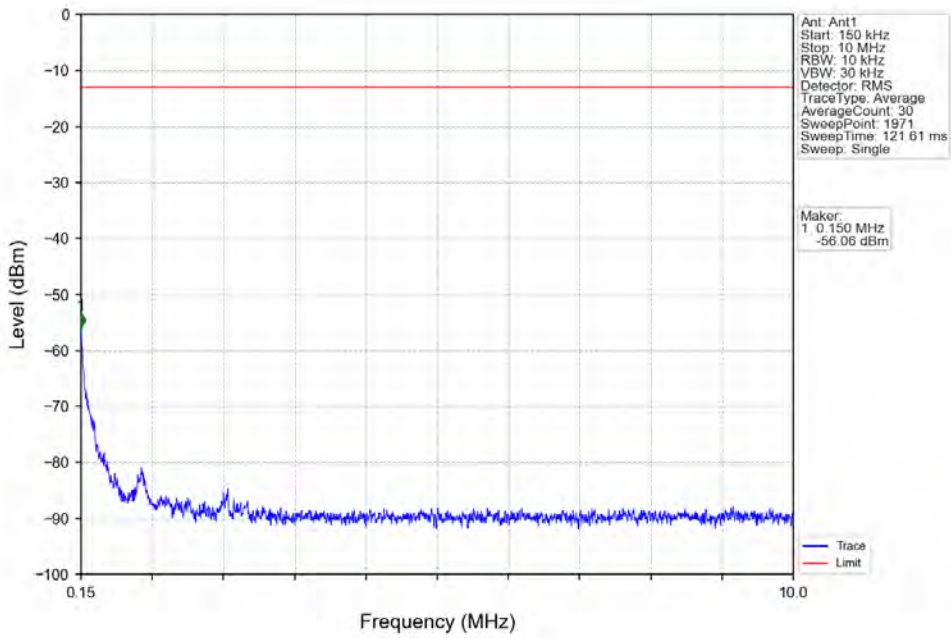


Start (MHz)	Stop (MHz)	RBW (MHz)	Method	Marker No	Freq (MHz)	Level (dBm)	Limit (dBm)	Result
812.5	813	0.1	/	1	812.998	-43.19	-13	Pass
813	814	0.013	/	2	813.979	-27.42	-20	Pass
814	815.5	0.013	/	/	/	/	/	/

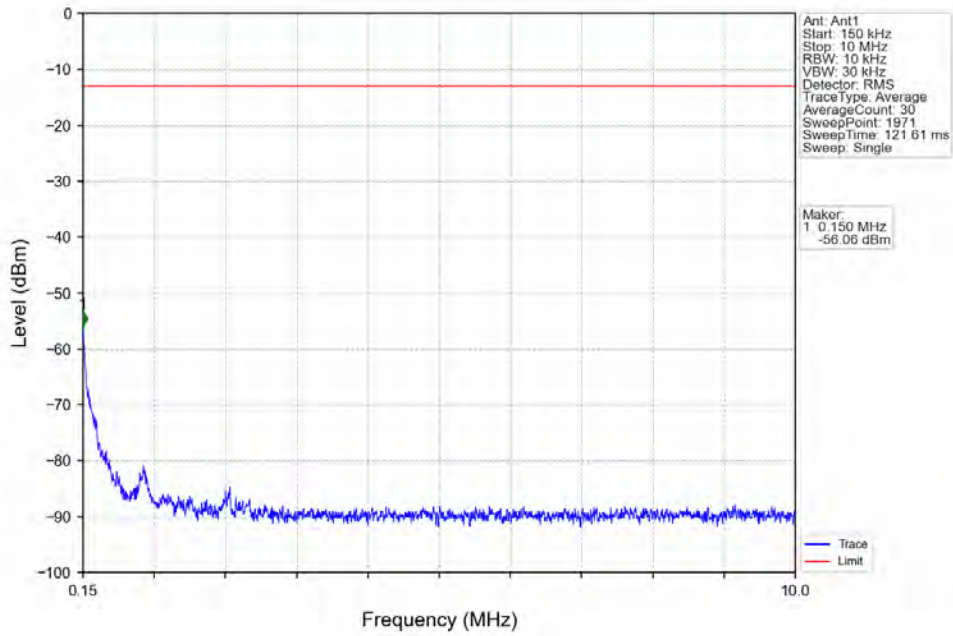
Band26a_1.4MHz_16QAM_MCH_819MHz_RB_1_0_NTNV



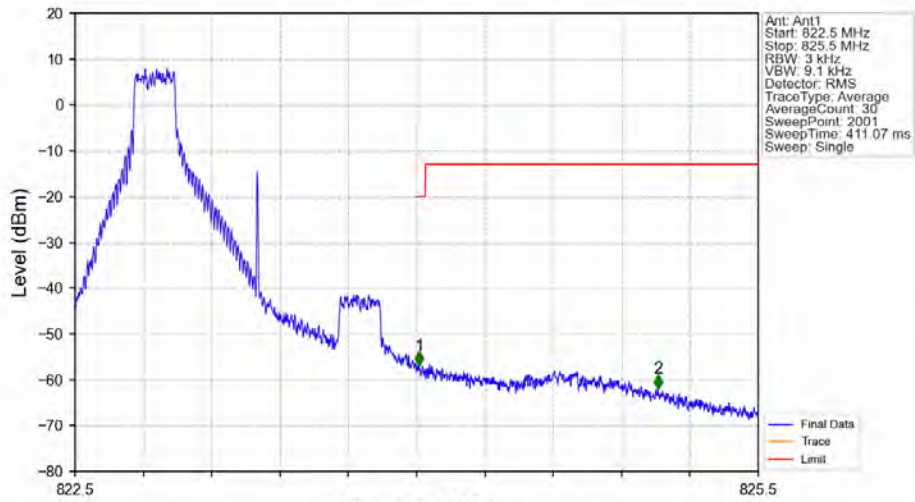
Band26a_1.4MHz_16QAM_MCH_819MHz_RB_1_0_NTNV



Band26a_1.4MHz_16QAM_MCH_819MHz_RB_1_0_NTNV

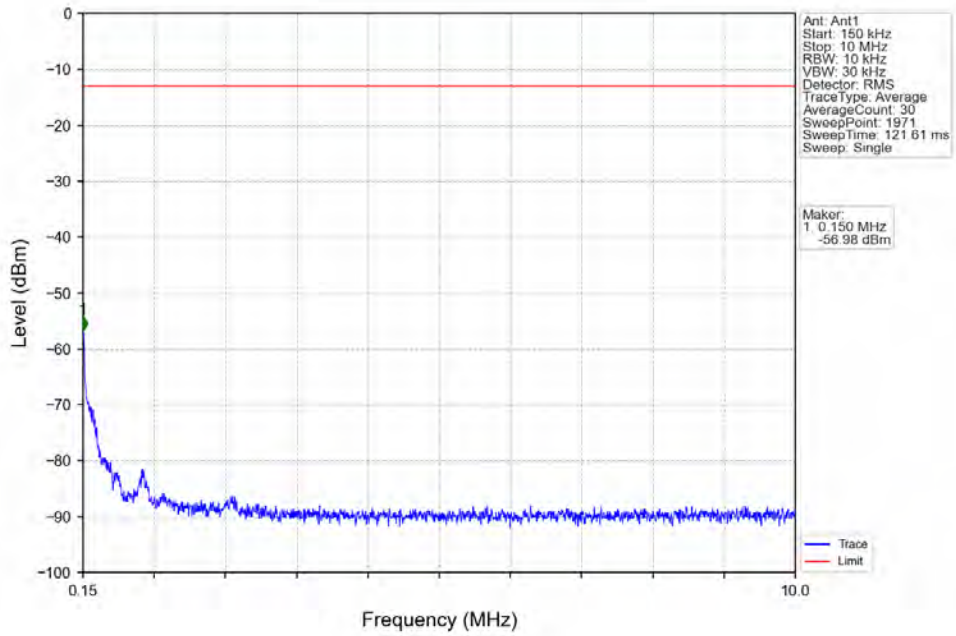


Band26a_1.4MHz_16QAM_HCH_823.3MHz_RB_1_0_NTNV

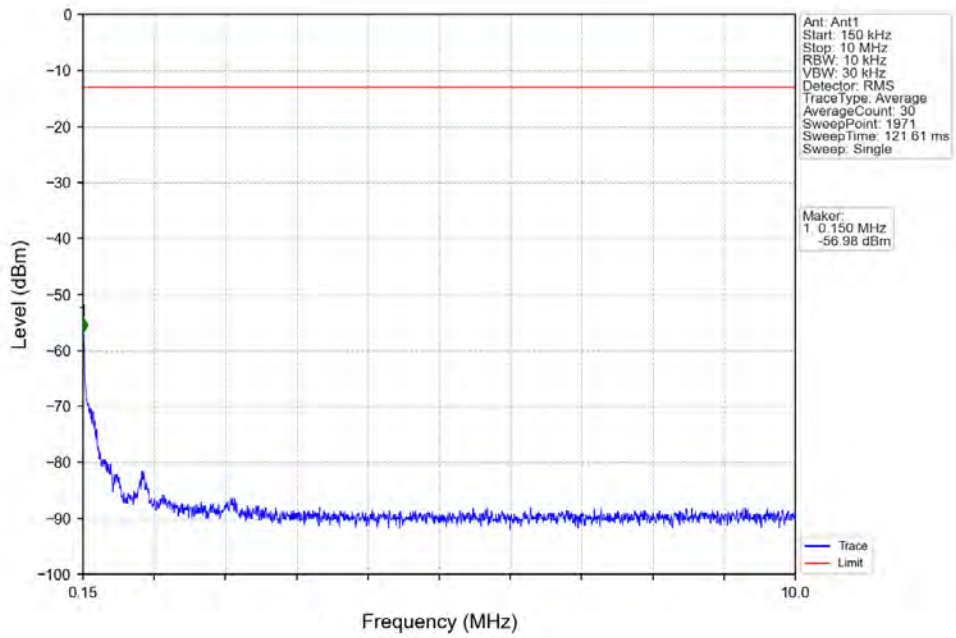


Start (MHz)	Stop (MHz)	RBW (MHz)	Method	Marker No	Freq (MHz)	Level (dBm)	Limit (dBm)	Result
822.5	824	0.003	/	/	/	/	/	/
824	825	0.003	/	1	824.012	-56.86	-20	Pass
825	825.5	0.1	/	2	825.061	-61.94	-13	Pass

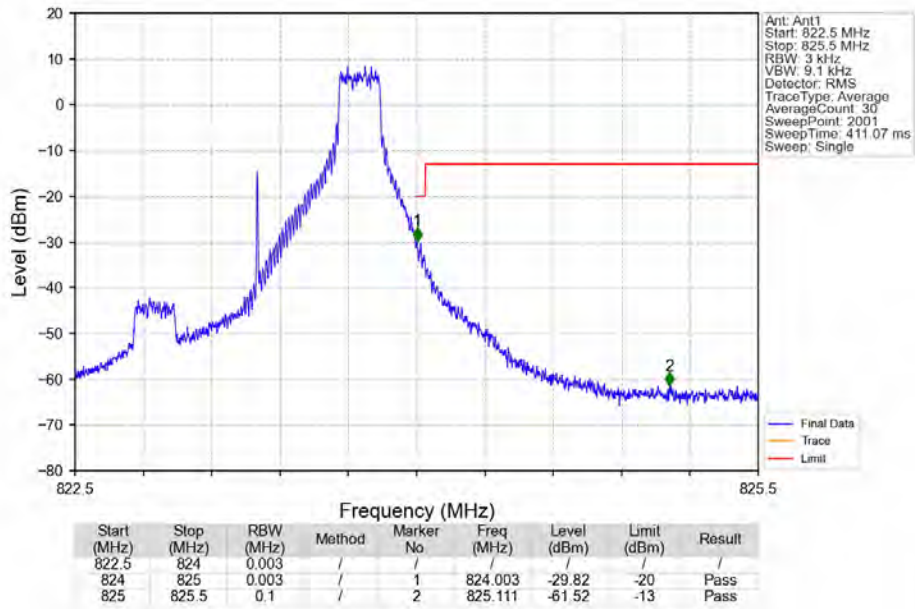
Band26a_1.4MHz_16QAM_HCH_823.3MHz_RB_1_0_NTNV



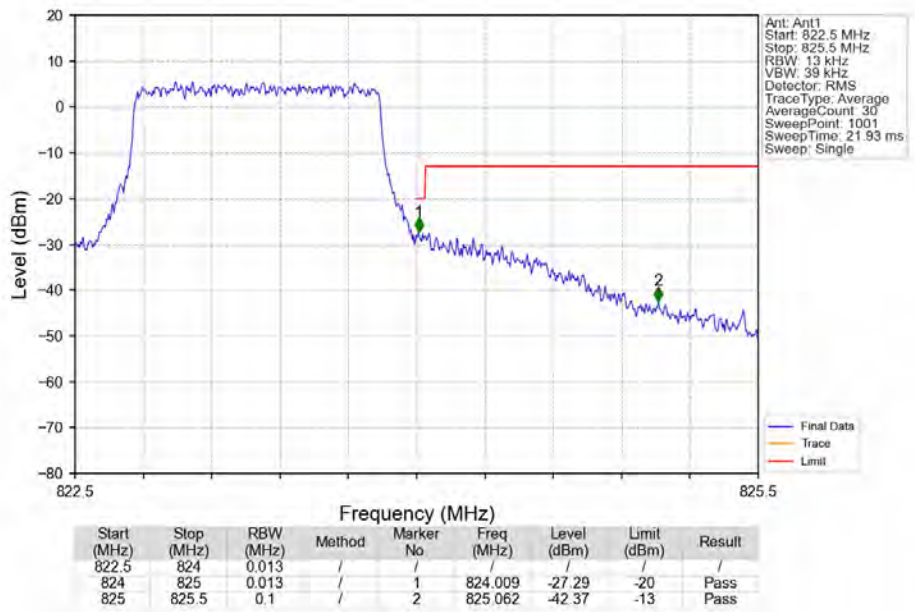
Band26a_1.4MHz_16QAM_HCH_823.3MHz_RB_1_0_NTNV



Band26a_1.4MHz_16QAM_HCH_823.3MHz_RB_1_5_NTNV



Band26a_1.4MHz_16QAM_HCH_823.3MHz_RB_6_0_NTNV

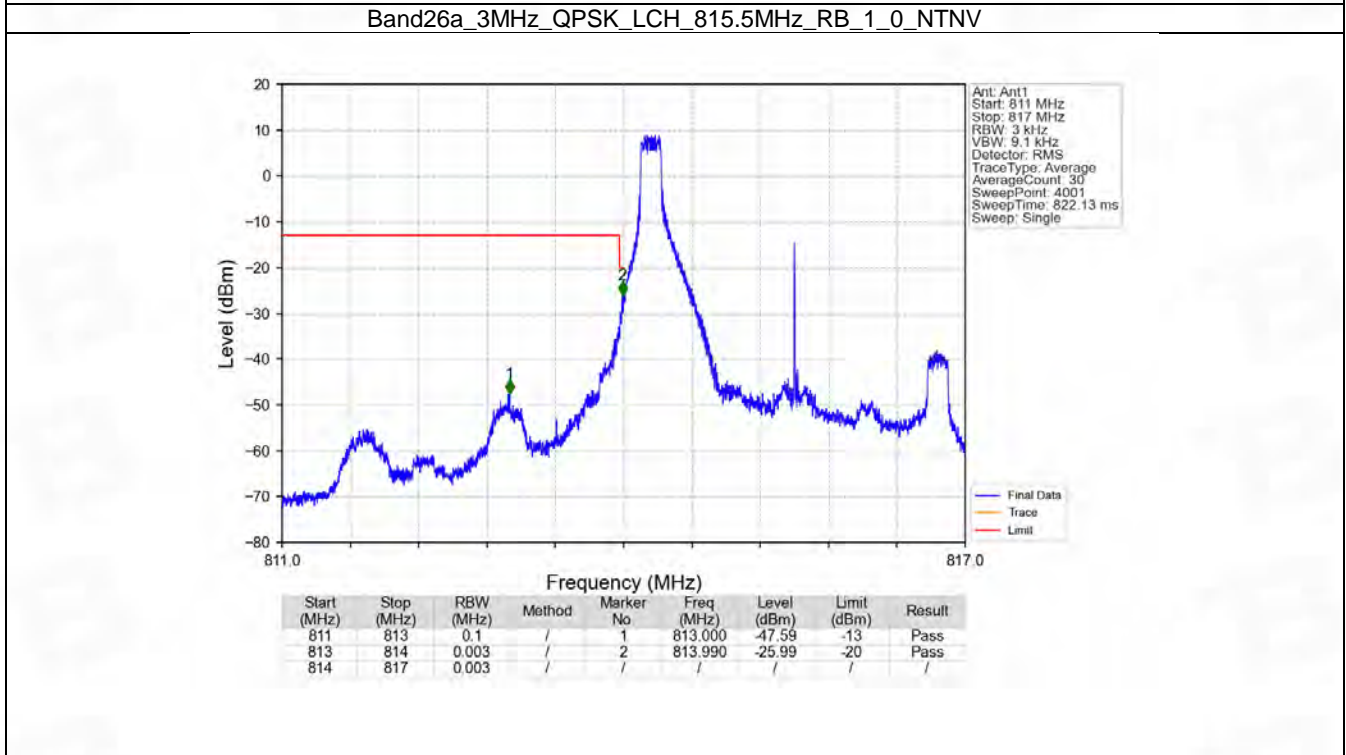
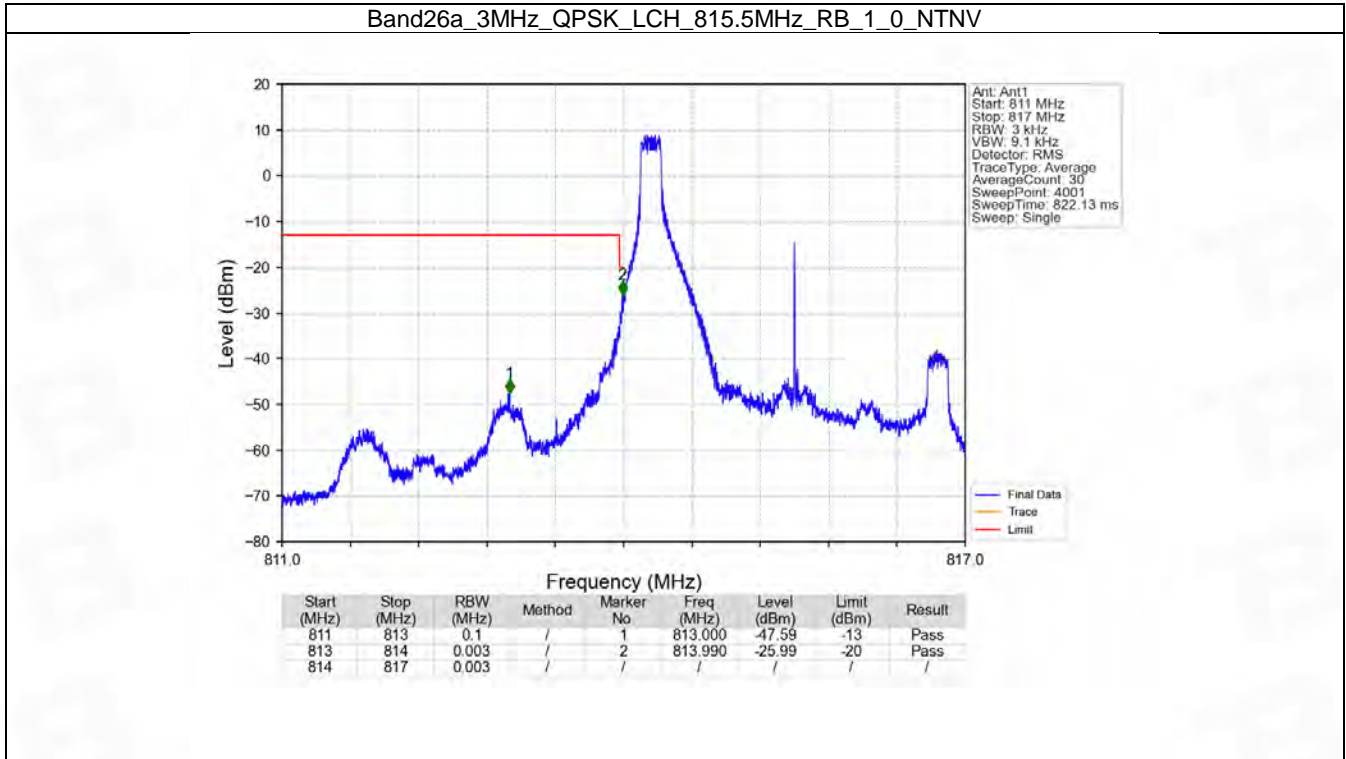


6.2 B26a_3MHz

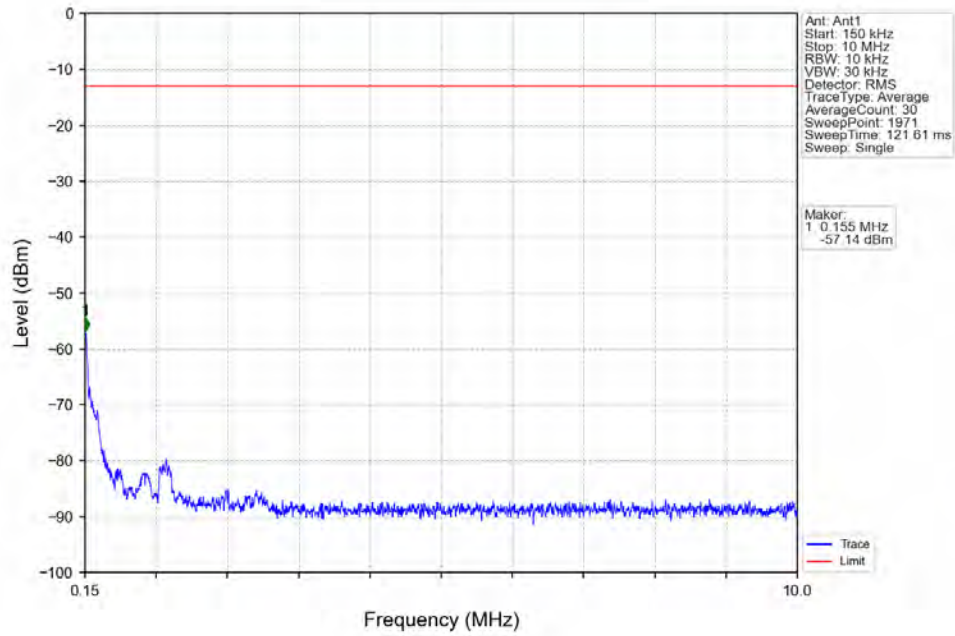
6.2.1 Test Result

Band: 26a / Bandwidth: 3MHz / NTNV						
Modulation	Frequency (MHz)	RB Allocation		Spurious Emission		Verdict
		Size	Offset	Result	Limit	
QPSK	815.5	1	0	Refer To Test Graph		Pass
		15	0	Refer To Test Graph		Pass
	819	1	0	Refer To Test Graph		Pass
	822.5	1	0	Refer To Test Graph		Pass
			14	Refer To Test Graph		Pass
		15	0	Refer To Test Graph		Pass
16QAM	815.5	1	0	Refer To Test Graph		Pass
		15	0	Refer To Test Graph		Pass
	819	1	0	Refer To Test Graph		Pass
	822.5	1	0	Refer To Test Graph		Pass
			14	Refer To Test Graph		Pass
		15	0	Refer To Test Graph		Pass

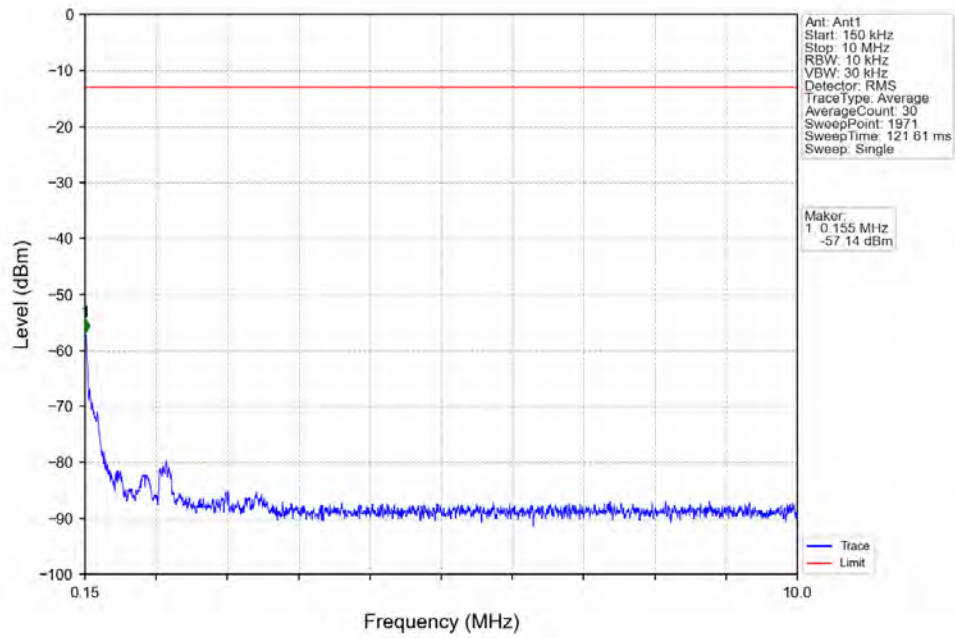
6.2.2 Test Graph



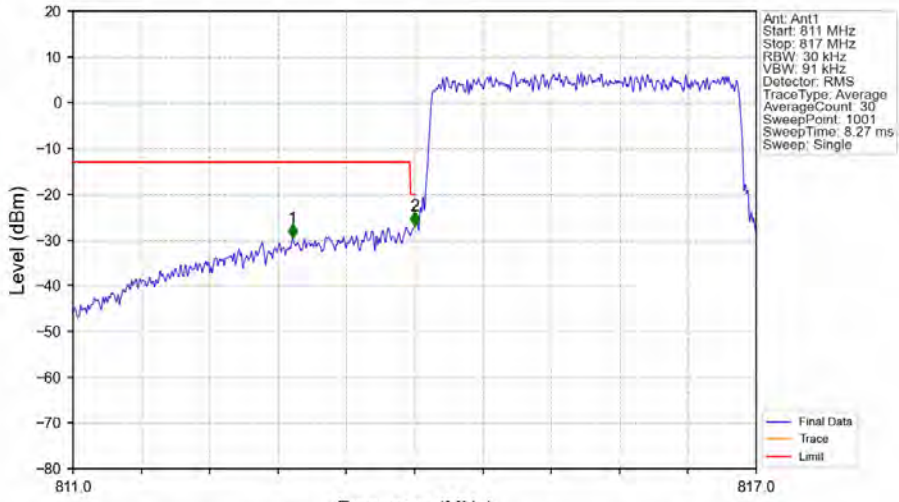
Band26a_3MHz_QPSK_LCH_815.5MHz_RB_1_0_NTNV



Band26a_3MHz_QPSK_LCH_815.5MHz_RB_1_0_NTNV

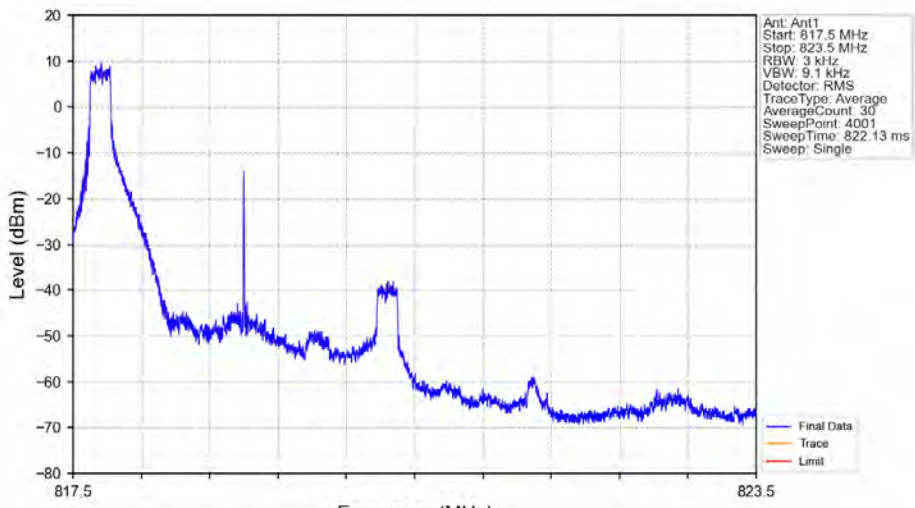


Band26a_3MHz_QPSK_LCH_815.5MHz_RB_15_0_NTNV



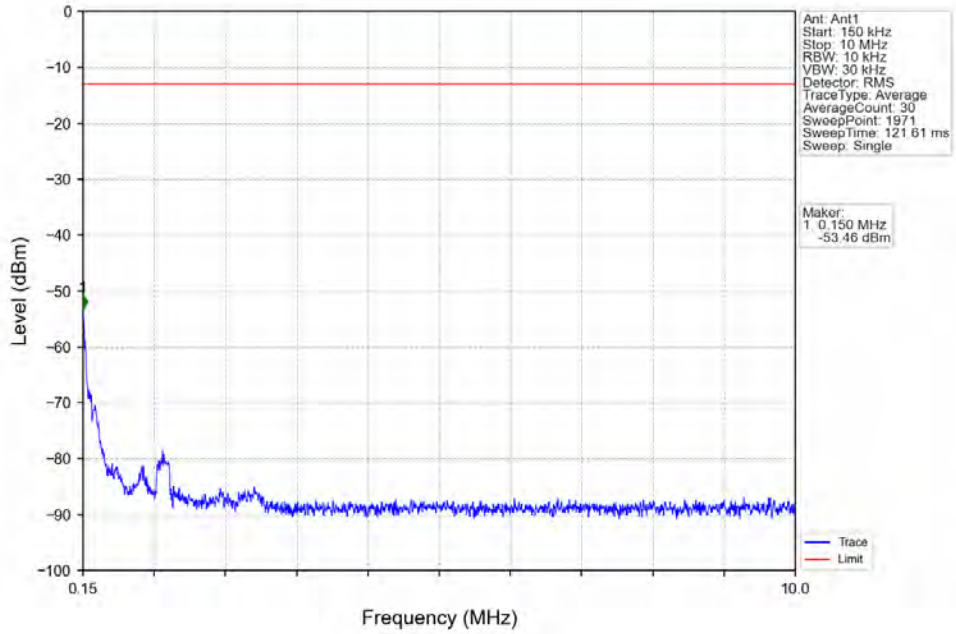
Start (MHz)	Stop (MHz)	RBW (MHz)	Method	Marker No	Freq (MHz)	Level (dBm)	Limit (dBm)	Result
811	813	0.1	/	1	812.926	-29.61	-13	Pass
813	814	0.03	/	2	814.000	-26.98	-20	Pass
814	817	0.03	/	/	/	/	/	/

Band26a_3MHz_QPSK_MCH_819MHz_RB_1_0_NTNV

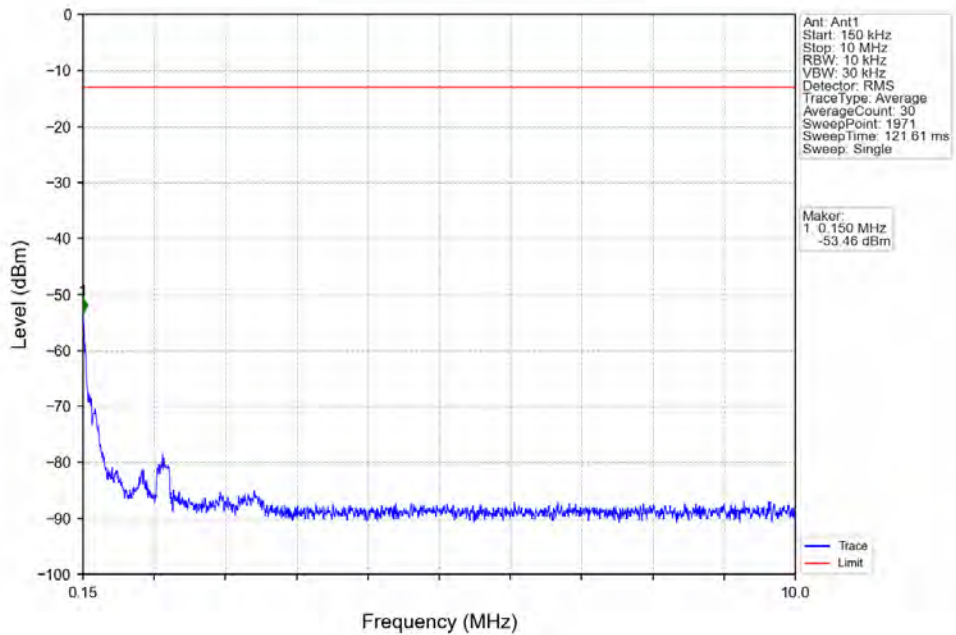


Start (MHz)	Stop (MHz)	RBW (MHz)	Method	Marker No	Freq (MHz)	Level (dBm)	Limit (dBm)	Result
817.5	823.5	0.003	/	/	/	/	/	/

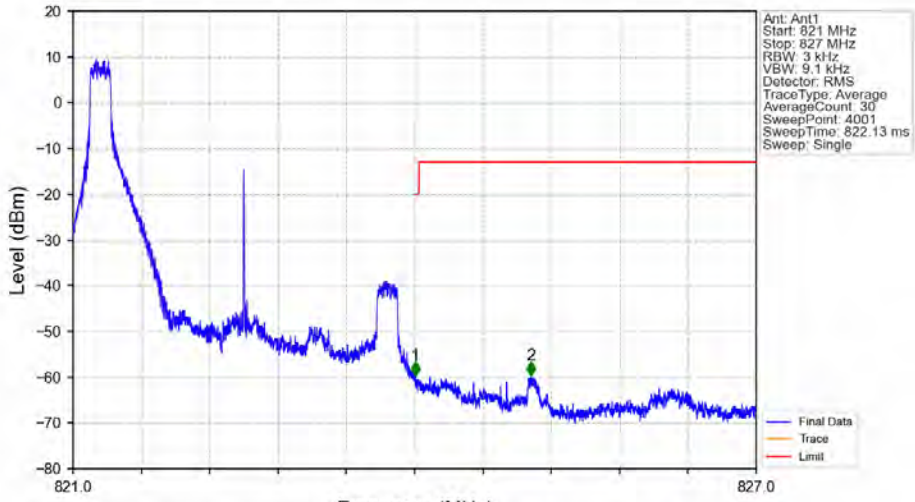
Band26a_3MHz_QPSK_MCH_819MHz_RB_1_0_NTNV



Band26a_3MHz_QPSK_MCH_819MHz_RB_1_0_NTNV

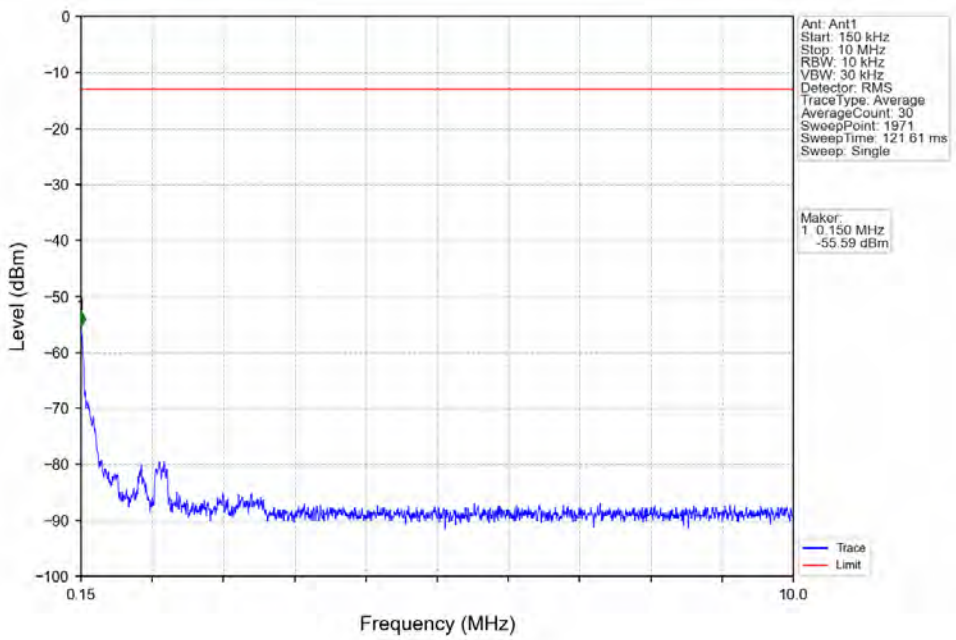


Band26a_3MHz_QPSK_HCH_822.5MHz_RB_1_0_NTNV

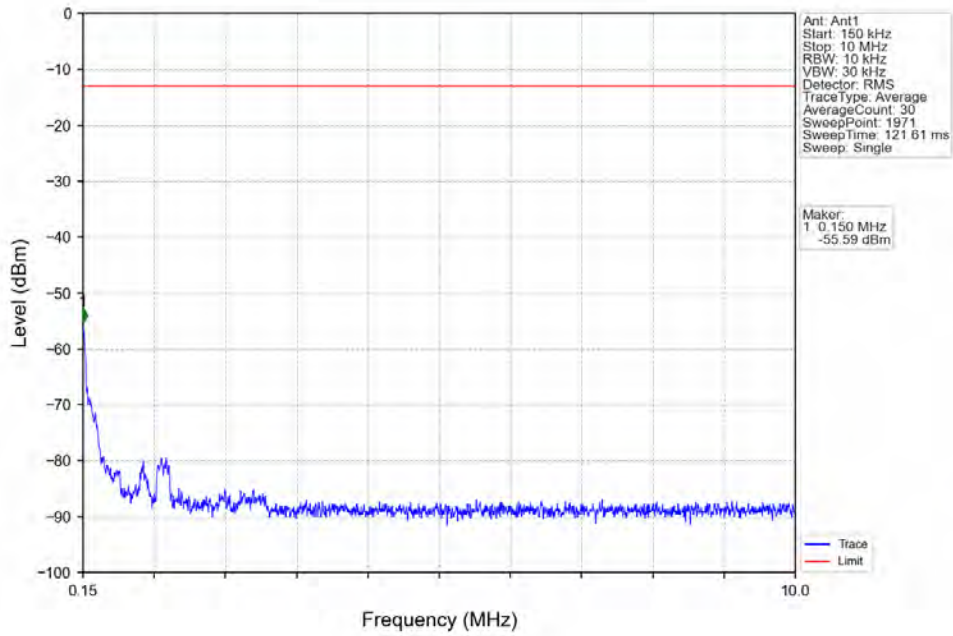


Start (MHz)	Stop (MHz)	RBW (MHz)	Method	Marker No	Freq (MHz)	Level (dBm)	Limit (dBm)	Result
821	824	0.003	/	1	824.006	-59.65	-20	Pass
824	825	0.003	/	1	824.006	-59.65	-20	Pass
825	827	0.1	/	2	825.024	-59.65	-13	Pass

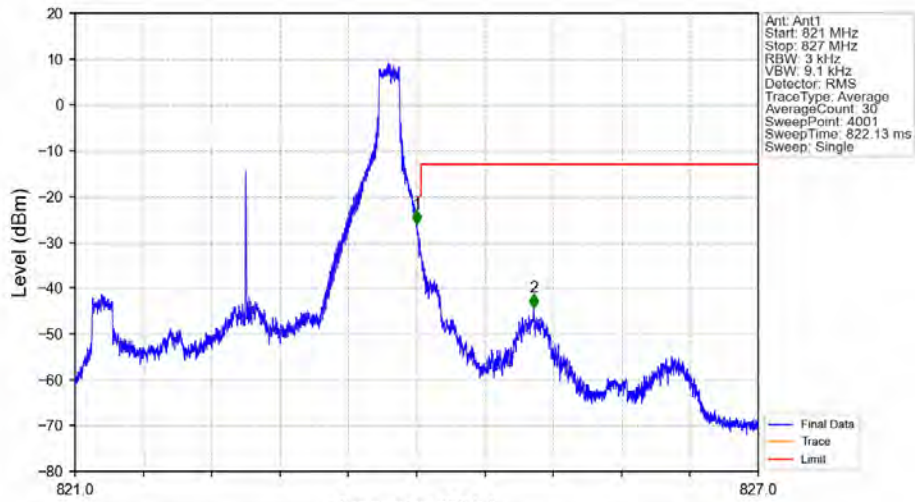
Band26a_3MHz_QPSK_HCH_822.5MHz_RB_1_0_NTNV



Band26a_3MHz_QPSK_HCH_822.5MHz_RB_1_0_NTNV

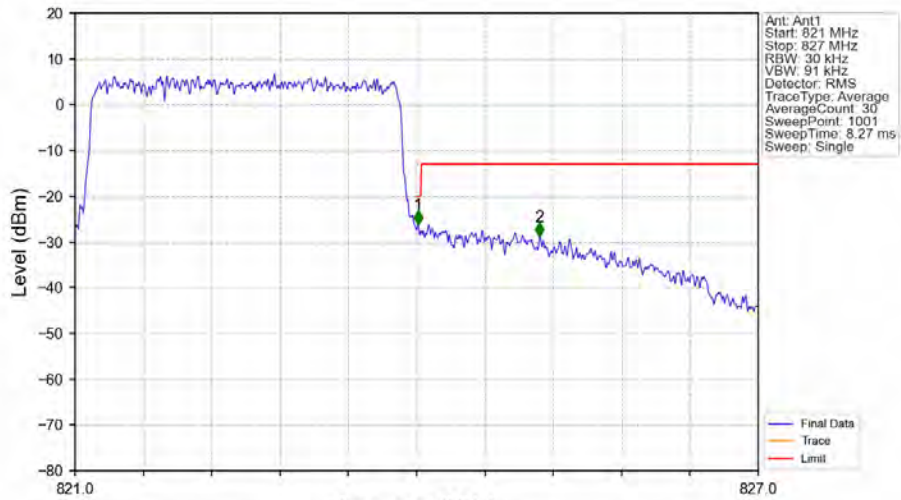


Band26a_3MHz_QPSK_HCH_822.5MHz_RB_1_14_NTNV



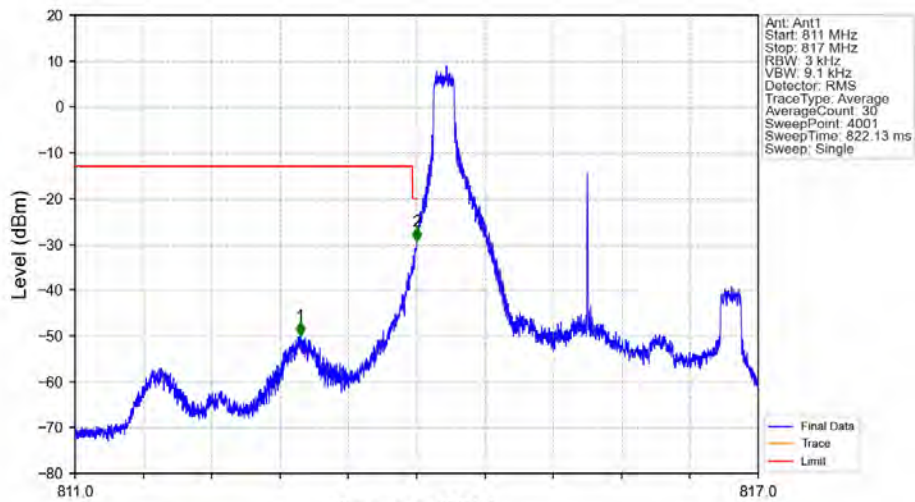
Start (MHz)	Stop (MHz)	RBW (MHz)	Method	Marker No	Freq (MHz)	Level (dBm)	Limit (dBm)	Result
821	824	0.003	/	/	/	/	/	/
824	825	0.003	/	1	824.001	-26.09	-20	Pass
825	827	0.1	/	2	825.030	-44.31	-13	Pass

Band26a_3MHz_QPSK_HCH_822.5MHz_RB_15_0_NTNV



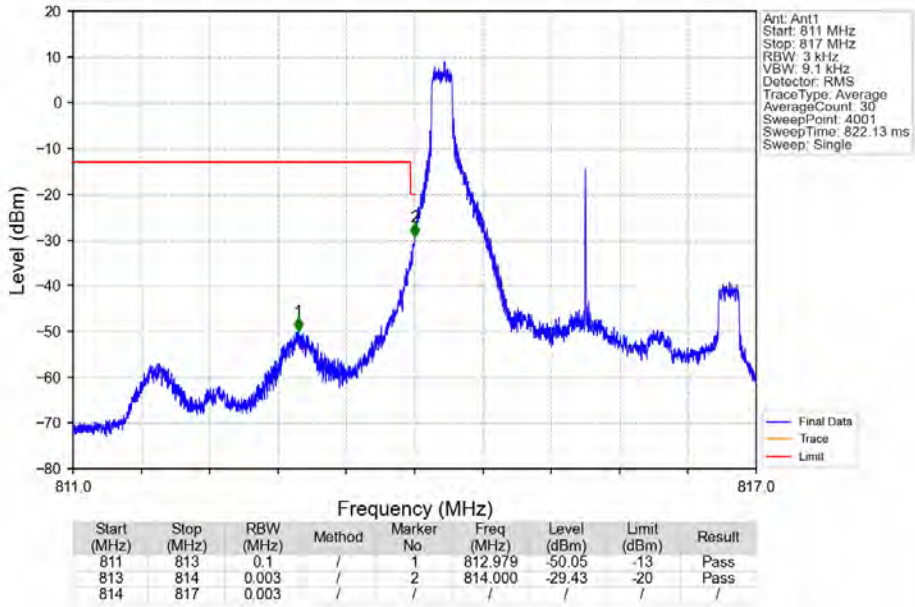
Start (MHz)	Stop (MHz)	RBW (MHz)	Method	Marker No	Freq (MHz)	Level (dBm)	Limit (dBm)	Result
821	824	0.03	/	/	/	/	/	/
824	825	0.03	/	1	824.012	-26.25	-20	Pass
825	827	0.1	/	2	825.080	-28.91	-13	Pass

Band26a_3MHz_16QAM_LCH_815.5MHz_RB_1_0_NTNV

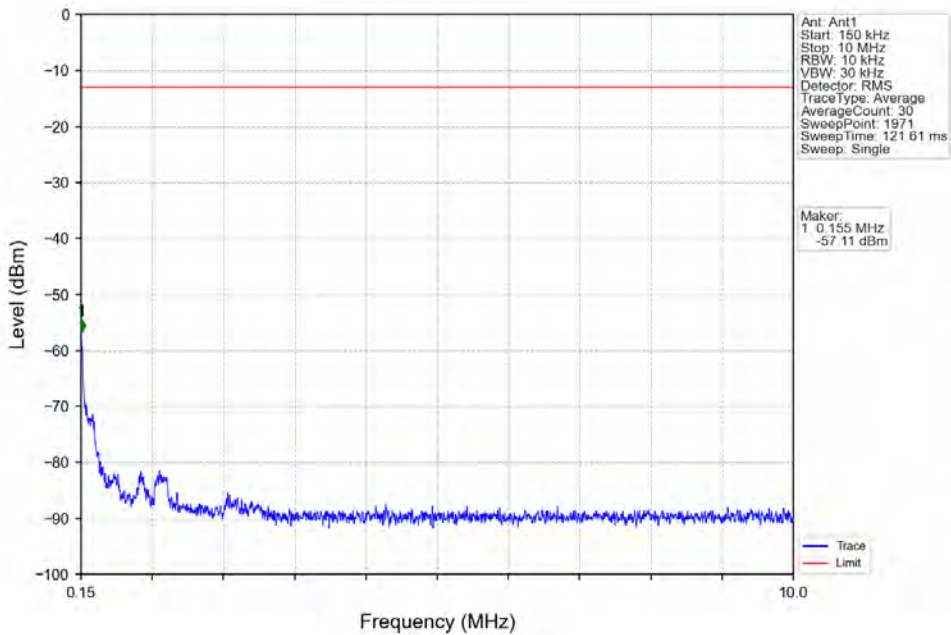


Start (MHz)	Stop (MHz)	RBW (MHz)	Method	Marker No	Freq (MHz)	Level (dBm)	Limit (dBm)	Result
811	813	0.1	/	/	/	/	/	/
813	814	0.003	/	2	814.000	-29.43	-20	Pass
814	817	0.003	/	/	/	/	/	/

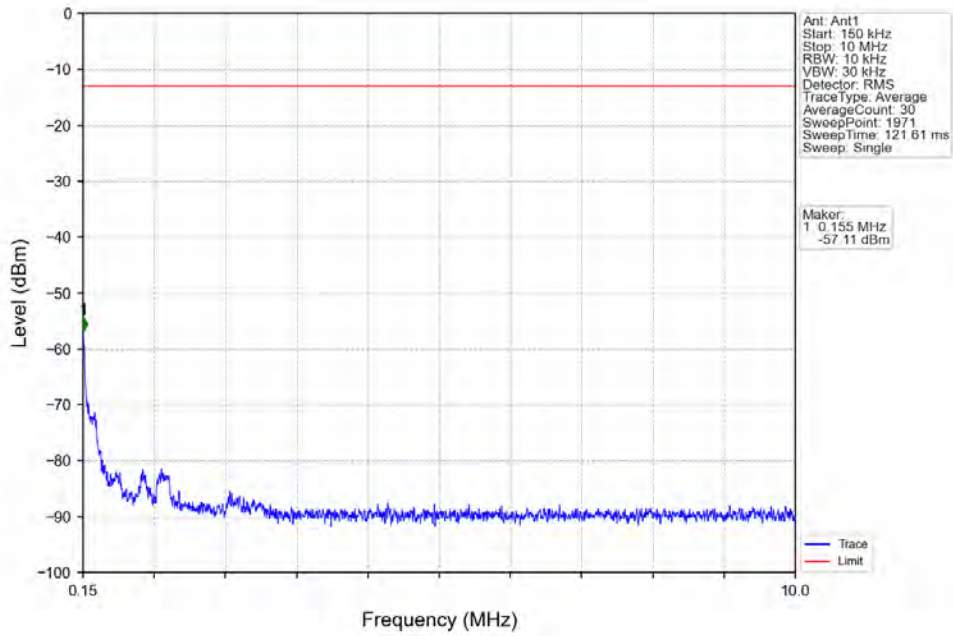
Band26a_3MHz_16QAM_LCH_815.5MHz_RB_1_0_NTNV



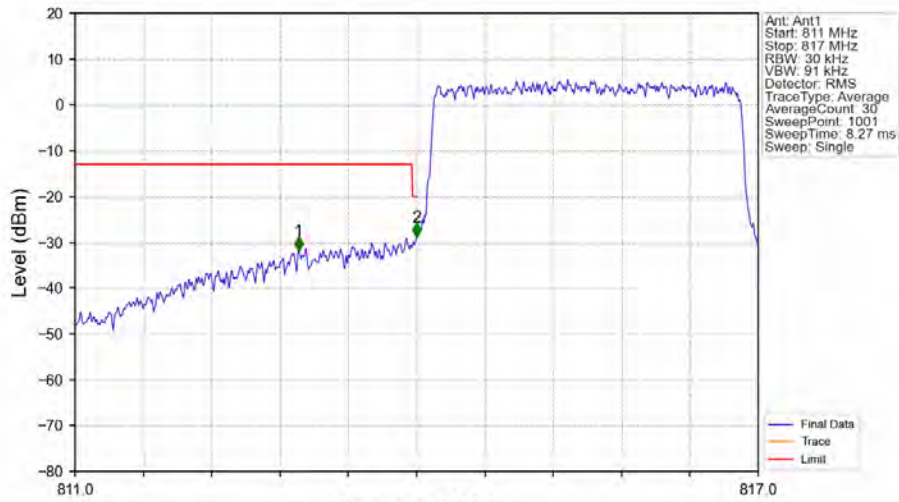
Band26a_3MHz_16QAM_LCH_815.5MHz_RB_1_0_NTNV



Band26a_3MHz_16QAM_LCH_815.5MHz_RB_1_0_NTNV

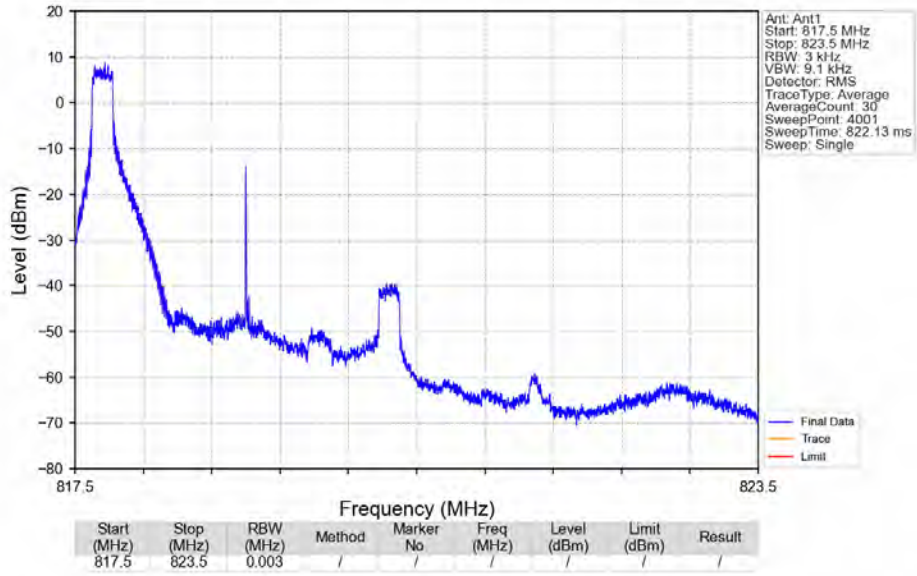


Band26a_3MHz_16QAM_LCH_815.5MHz_RB_15_0_NTNV

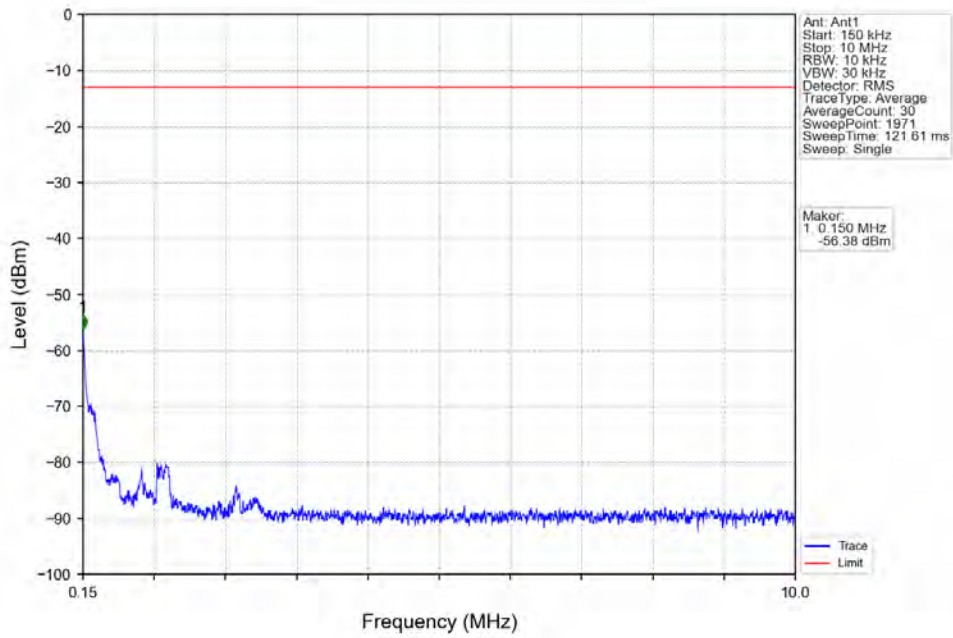


Start (MHz)	Stop (MHz)	RBW (MHz)	Method	Marker No	Freq (MHz)	Level (dBm)	Limit (dBm)	Result
811	813	0.1	/	1	812.962	-31.88	-13	Pass
813	814	0.03	/	2	814.000	-28.80	-20	Pass
814	817	0.03	/	/	/	/	/	/

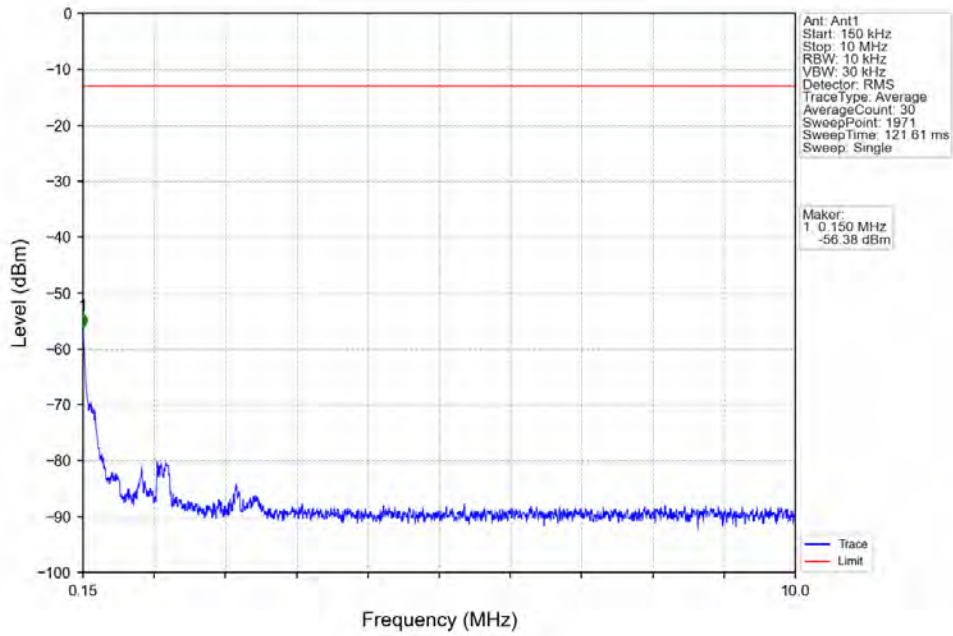
Band26a_3MHz_16QAM_MCH_819MHz_RB_1_0_NTNV



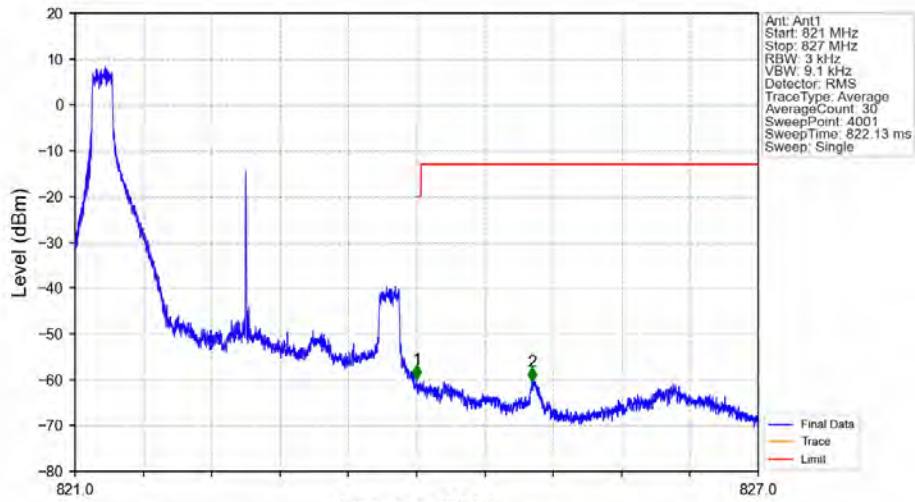
Band26a_3MHz_16QAM_MCH_819MHz_RB_1_0_NTNV



Band26a_3MHz_16QAM_MCH_819MHz_RB_1_0_NTNV

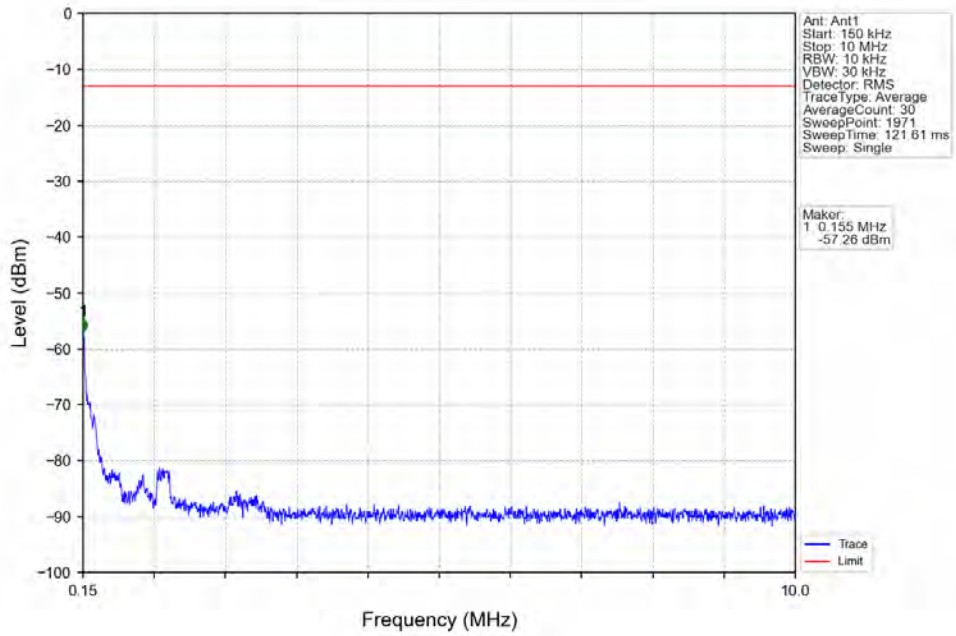


Band26a_3MHz_16QAM_HCH_822.5MHz_RB_1_0_NTNV

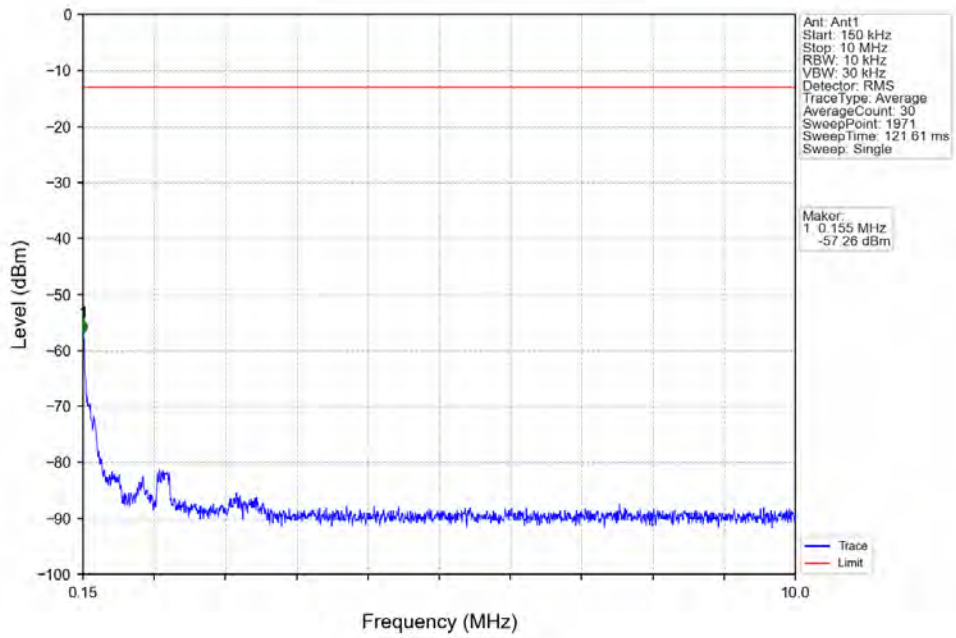


Start (MHz)	Stop (MHz)	RBW (MHz)	Method	Marker No	Freq (MHz)	Level (dBm)	Limit (dBm)	Result
821	824	0.003	/	/	/	/	/	/
824	825	0.003	/	1	824.001	-59.97	-20	Pass
825	827	0.1	/	2	825.017	-60.38	-13	Pass

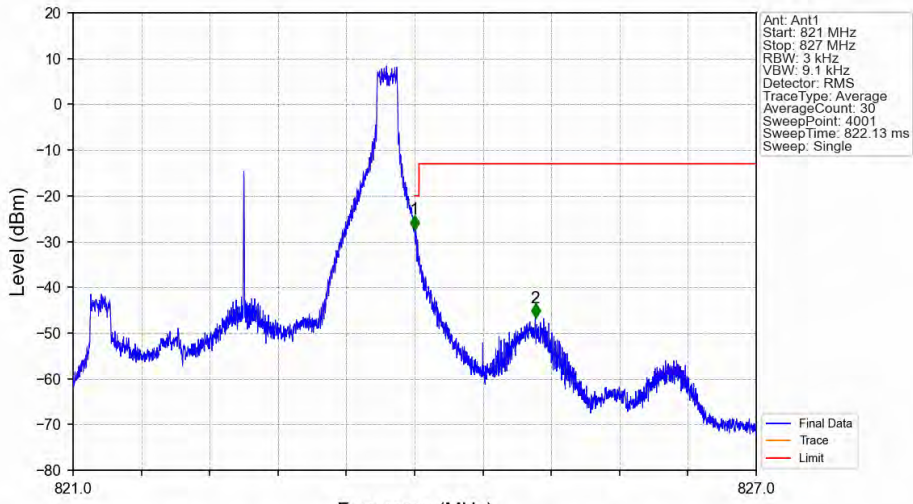
Band26a_3MHz_16QAM_HCH_822.5MHz_RB_1_0_NTNV



Band26a_3MHz_16QAM_HCH_822.5MHz_RB_1_0_NTNV

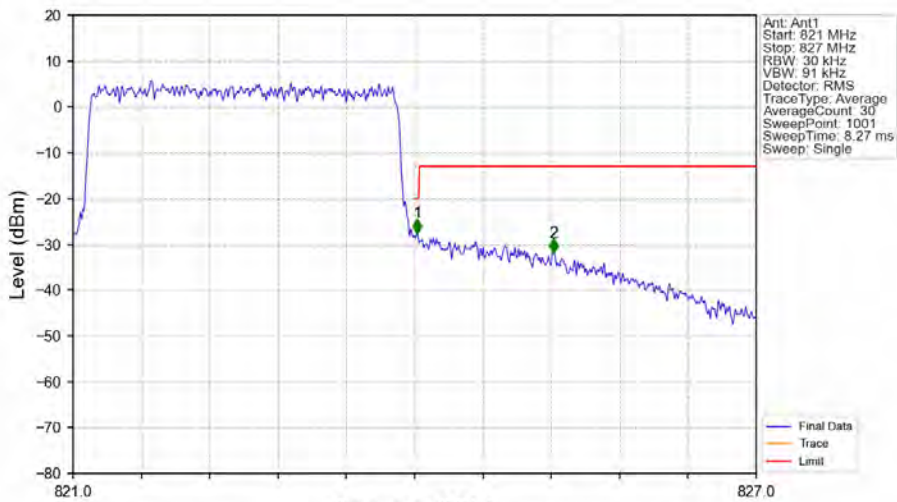


Band26a_3MHz_16QAM_HCH_822.5MHz_RB_1_14_NTNV



Start (MHz)	Stop (MHz)	RBW (MHz)	Method	Marker No.	Freq (MHz)	Level (dBm)	Limit (dBm)	Result
821	824	0.003	/	/	/	/	/	/
824	825	0.003	/	1	824.000	-27.38	-20	Pass
825	827	0.1	/	2	825.061	-46.71	-13	Pass

Band26a_3MHz_16QAM_HCH_822.5MHz_RB_15_0_NTNV



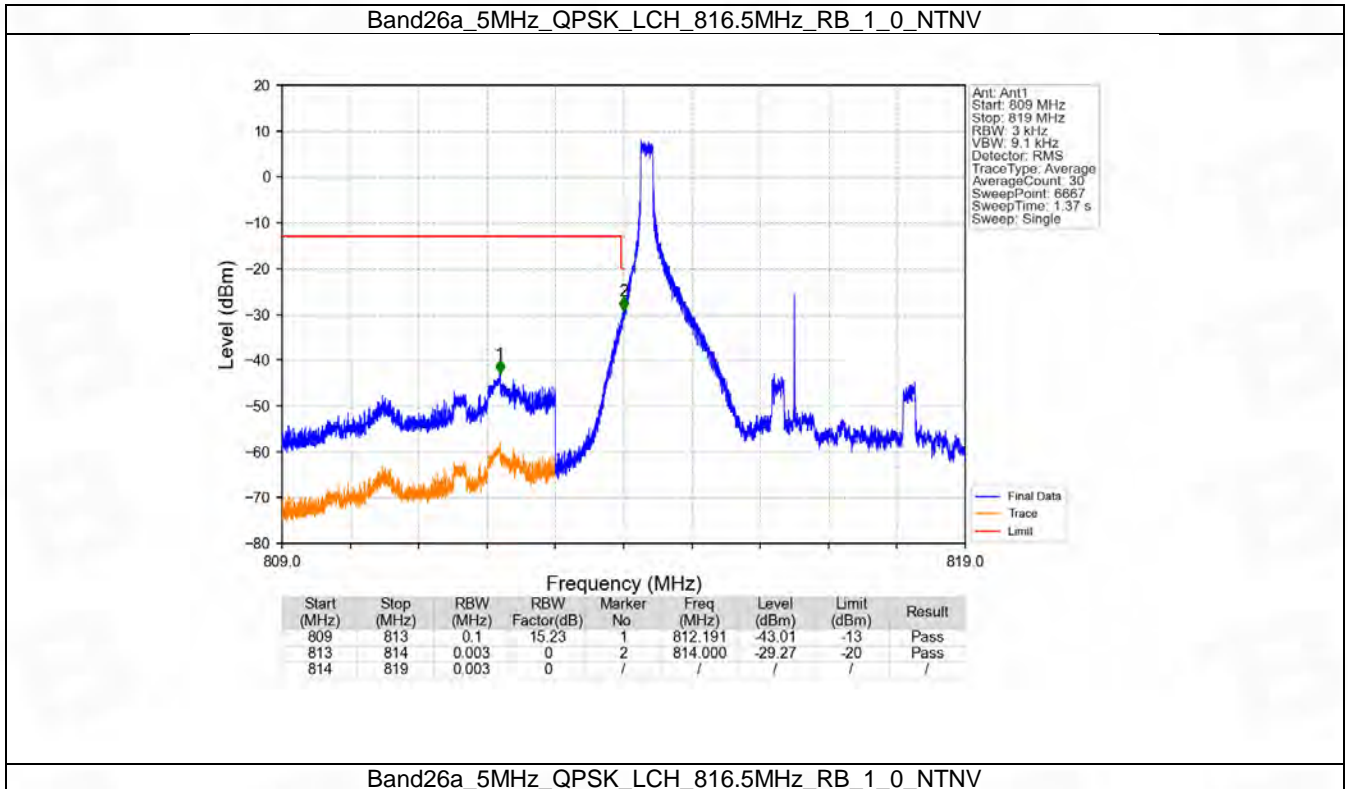
Start (MHz)	Stop (MHz)	RBW (MHz)	Method	Marker No.	Freq (MHz)	Level (dBm)	Limit (dBm)	Result
821	824	0.03	/	/	/	/	/	/
824	825	0.03	/	1	824.024	-27.55	-20	Pass
825	827	0.1	/	2	825.218	-31.92	-13	Pass

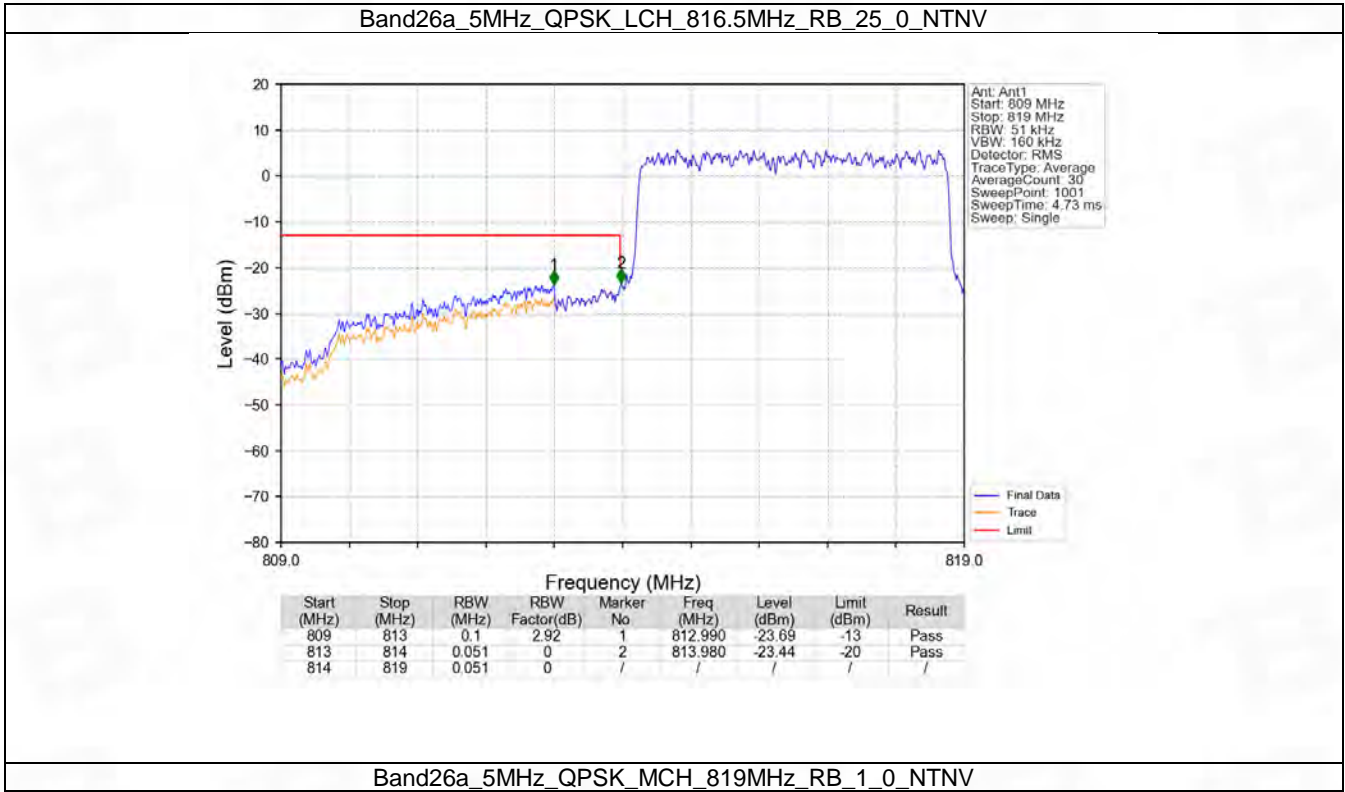
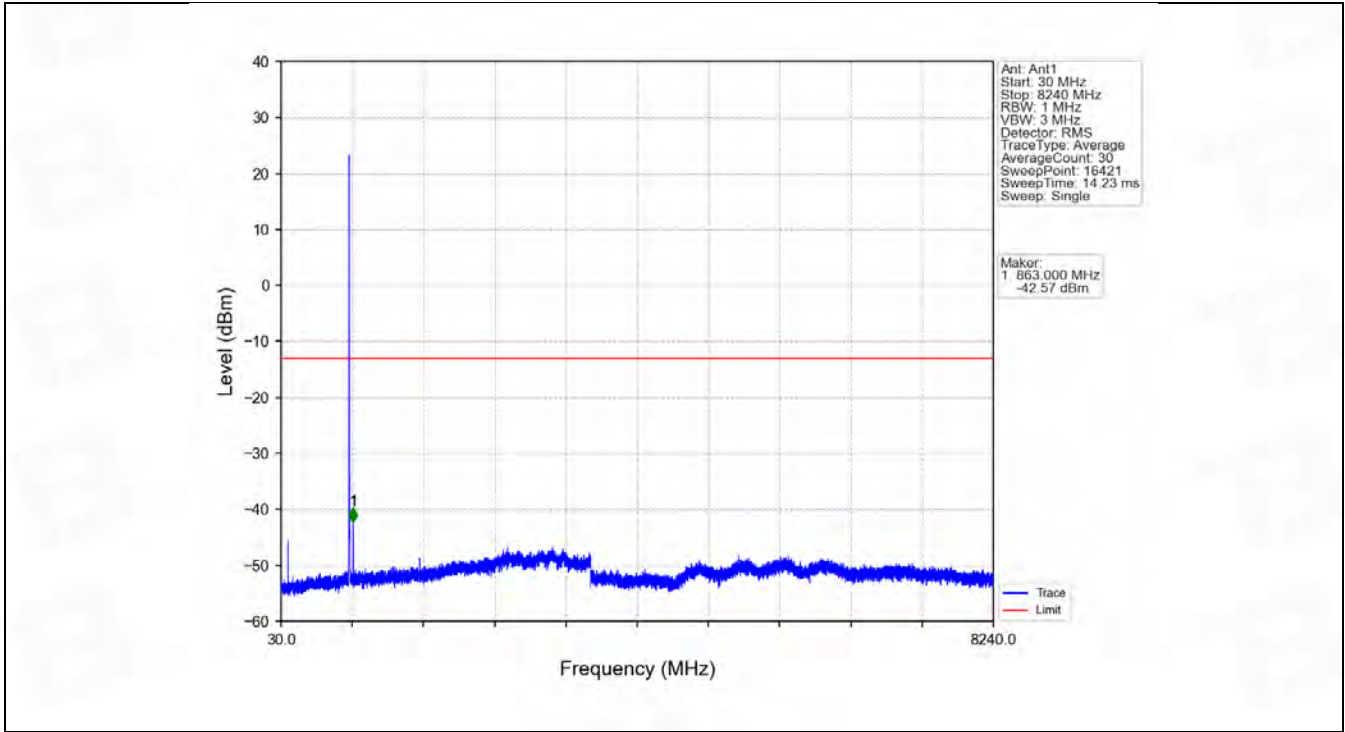
6.3 B26a_5MHz

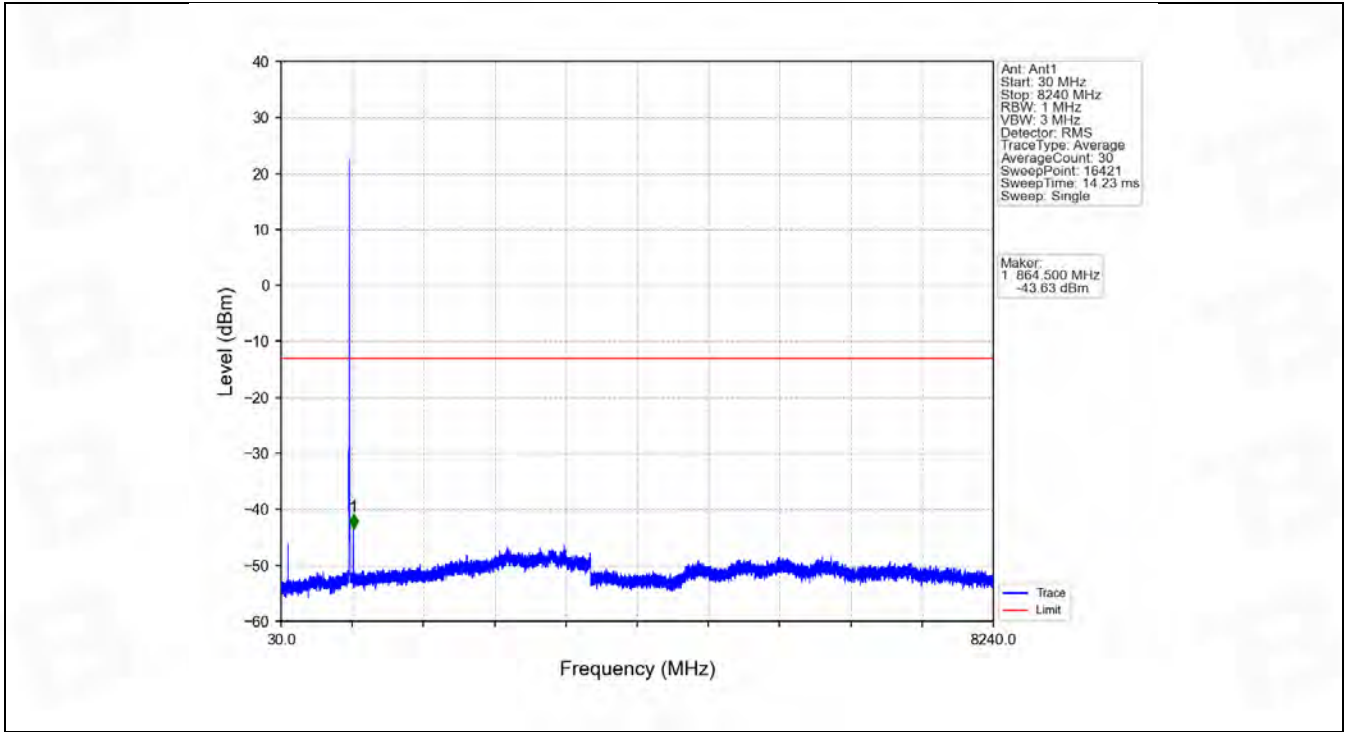
6.3.1 Test Result

Band: 26a / Bandwidth: 5MHz / NTV						
Modulation	Frequency (MHz)	RB Allocation		Spurious Emission		Verdict
		Size	Offset	Result	Limit	
QPSK	816.5	1	0	Refer To Test Graph		Pass
		25	0	Refer To Test Graph		Pass
	819	1	0	Refer To Test Graph		Pass
		1	0	Refer To Test Graph		Pass
	821.5	1	24	Refer To Test Graph		Pass
		25	0	Refer To Test Graph		Pass
16QAM	816.5	1	0	Refer To Test Graph		Pass
		25	0	Refer To Test Graph		Pass
	819	1	0	Refer To Test Graph		Pass
		1	0	Refer To Test Graph		Pass
	821.5	1	24	Refer To Test Graph		Pass
		25	0	Refer To Test Graph		Pass

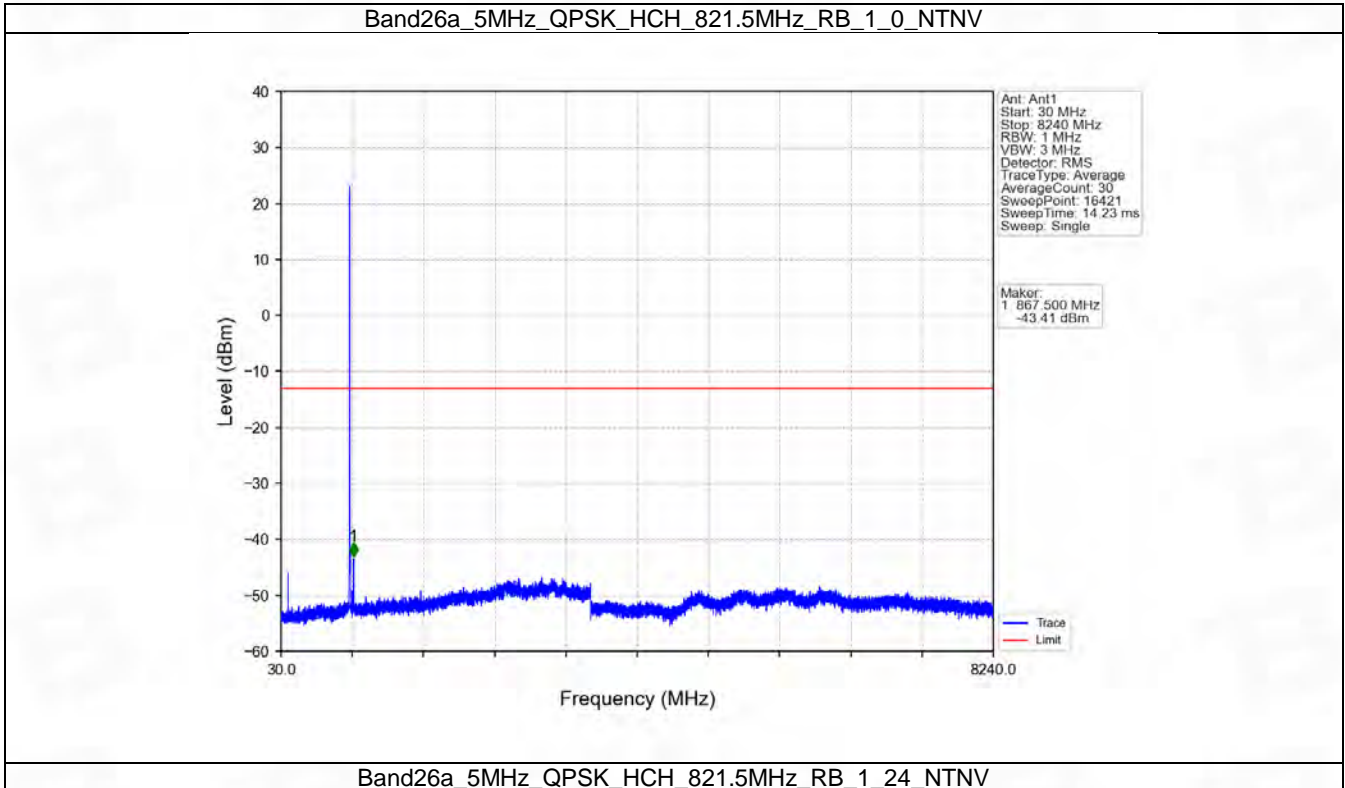
6.3.2 Test Graph



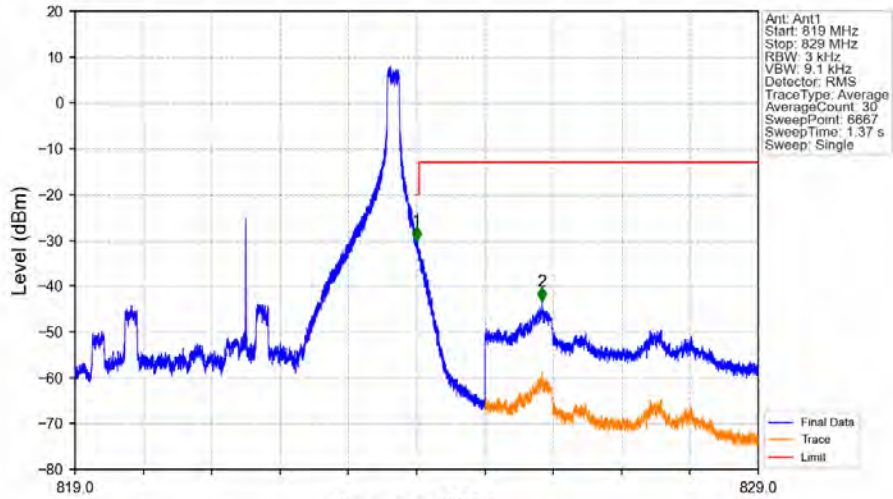




Band26a_5MHz_QPSK_HCH_821.5MHz_RB_1_0_NTNV

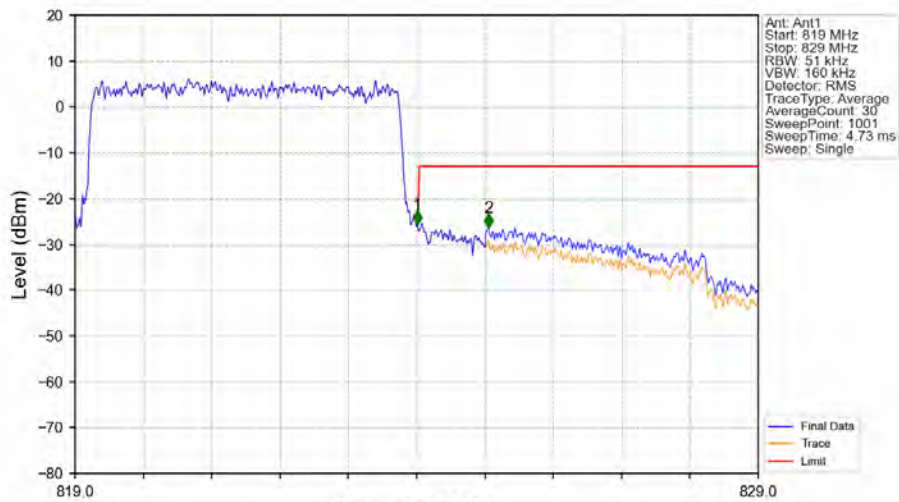


Band26a_5MHz_QPSK_HCH_821.5MHz_RB_1_24_NTNV



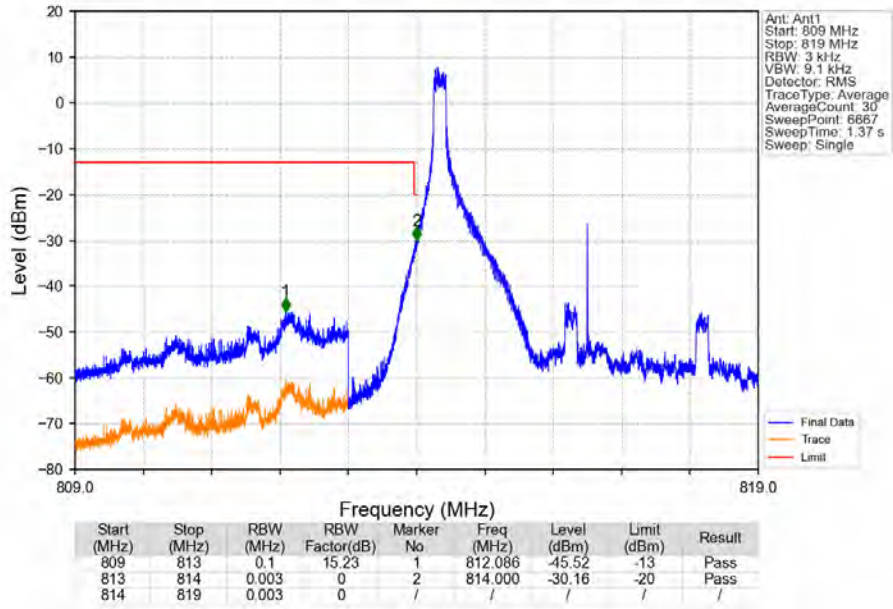
Start (MHz)	Stop (MHz)	RBW (MHz)	RBW Factor(dB)	Marker No	Freq (MHz)	Level (dBm)	Limit (dBm)	Result
819	824	0.003	0	/	/	/	/	/
824	825	0.003	0	1	824.000	-30.04	-20	Pass
825	829	0.1	15.23	2	825.836	-43.35	-13	Pass

Band26a_5MHz_QPSK_HCH_821.5MHz_RB_25_0_NTNV

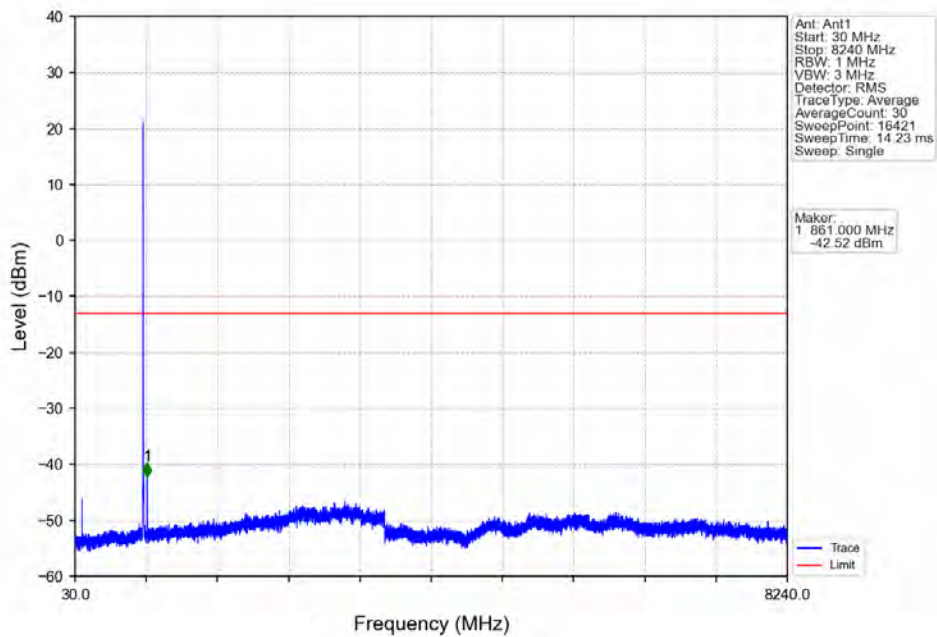


Start (MHz)	Stop (MHz)	RBW (MHz)	RBW Factor(dB)	Marker No	Freq (MHz)	Level (dBm)	Limit (dBm)	Result
819	824	0.051	0	/	/	/	/	/
824	825	0.051	0	1	824.010	-25.68	-20	Pass
825	829	0.1	2.92	2	825.050	-26.36	-13	Pass

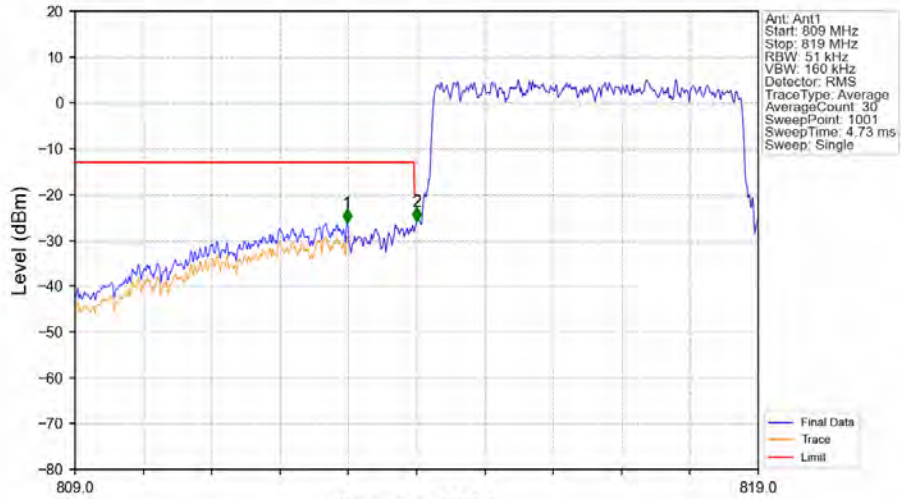
Band26a_5MHz_16QAM_LCH_816.5MHz_RB_1_0_NTNV



Band26a_5MHz_16QAM_LCH_816.5MHz_RB_1_0_NTNV

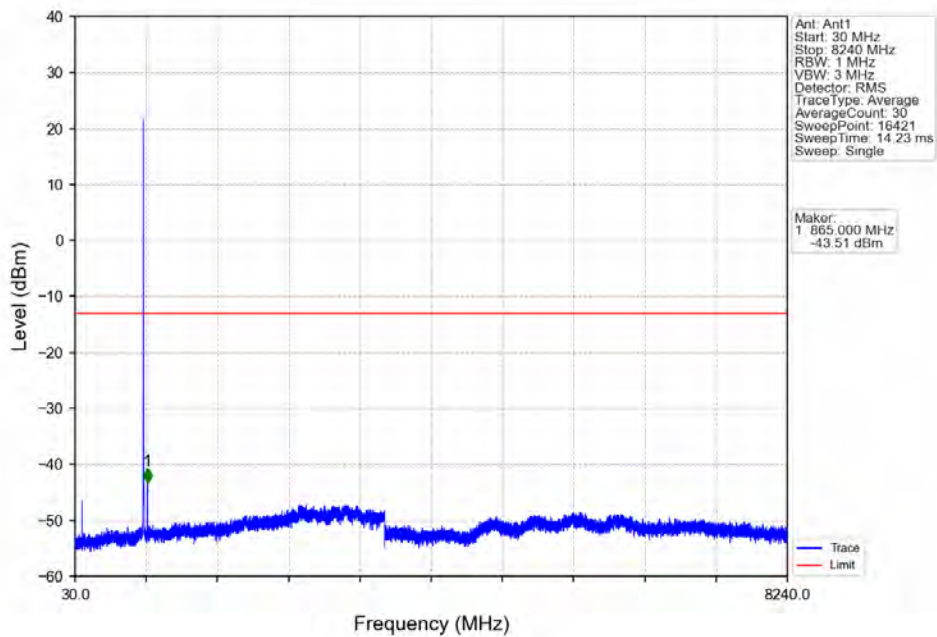


Band26a_5MHz_16QAM_LCH_816.5MHz_RB_25_0_NTNV

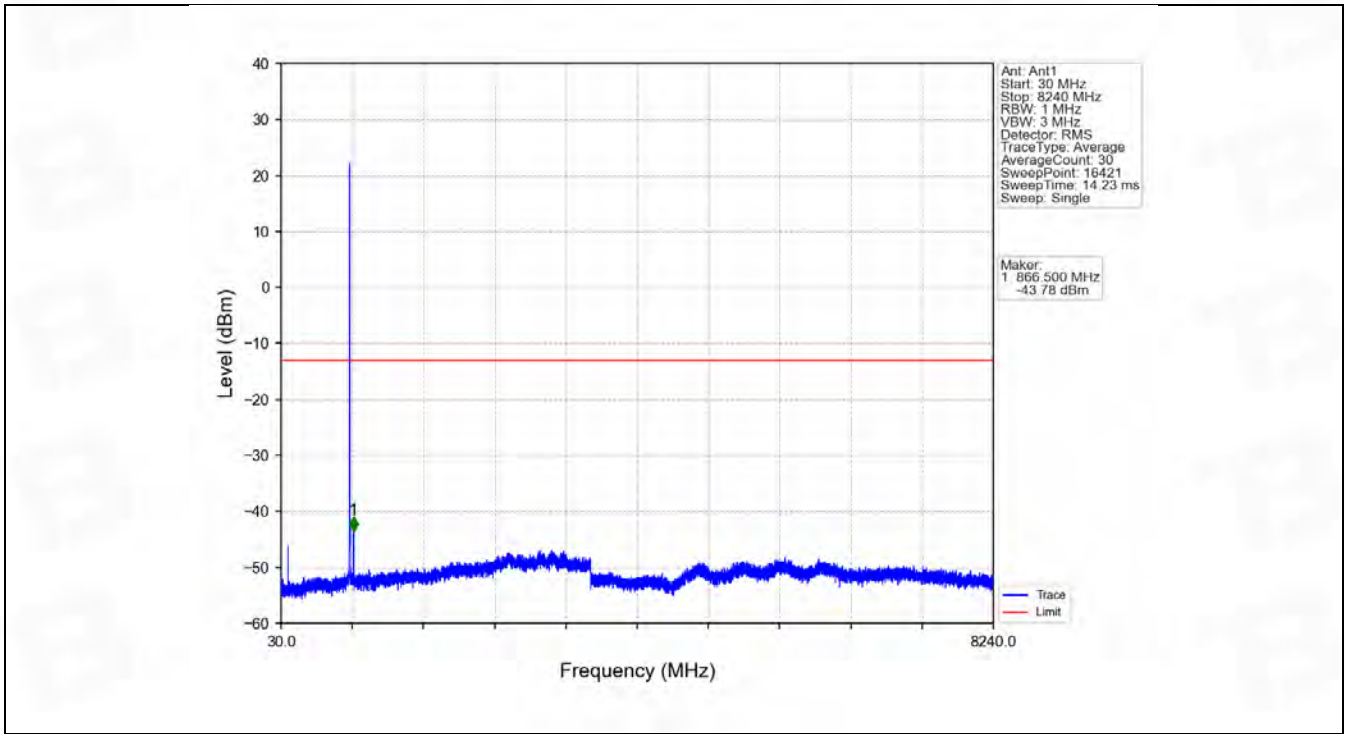


Start (MHz)	Stop (MHz)	RBW (MHz)	RBW Factor(dB)	Marker No	Freq (MHz)	Level (dBm)	Limit (dBm)	Result
809	813	0.1	2.92	1	812.980	-26.18	-13	Pass
813	814	0.051	0	2	814.000	-25.92	-20	Pass
814	819	0.051	0	/	/	/	/	/

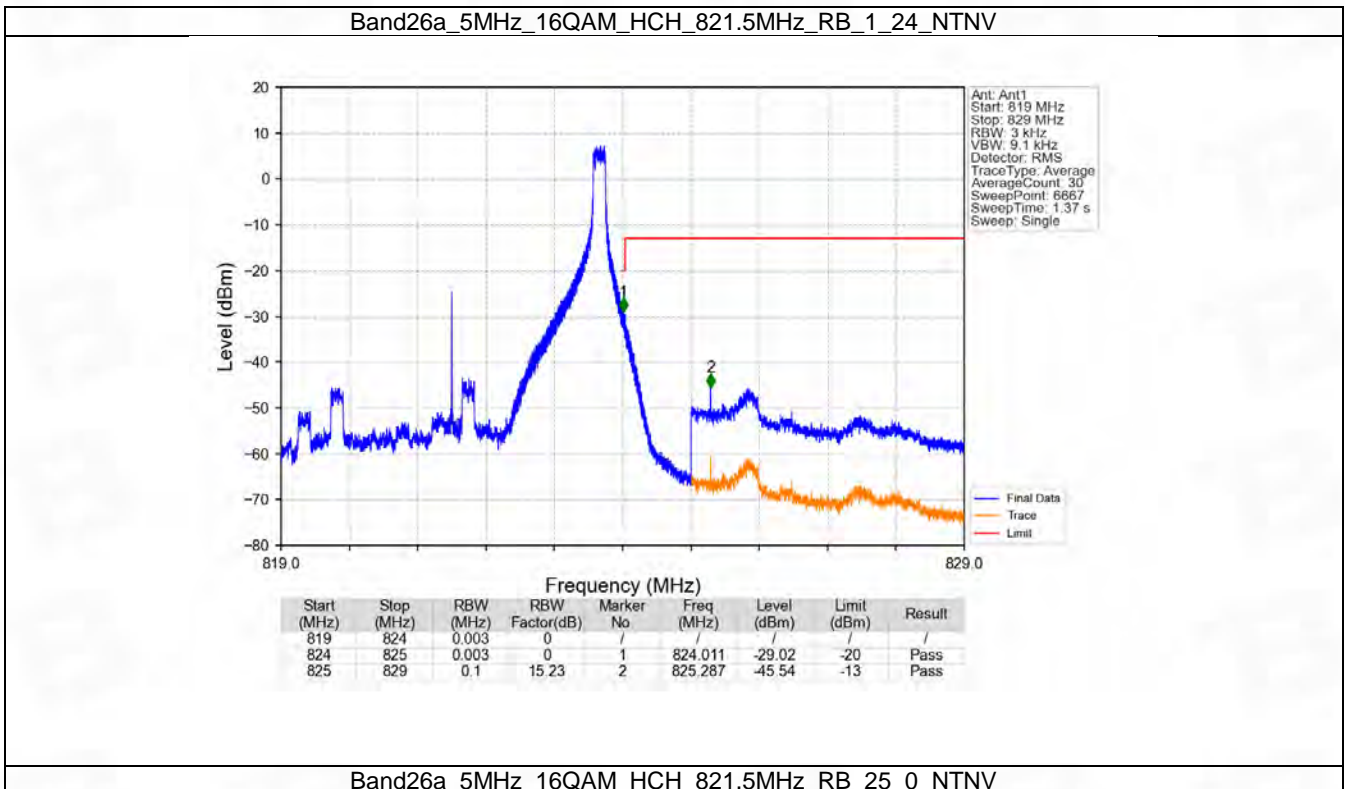
Band26a_5MHz_16QAM_MCH_819MHz_RB_1_0_NTNV



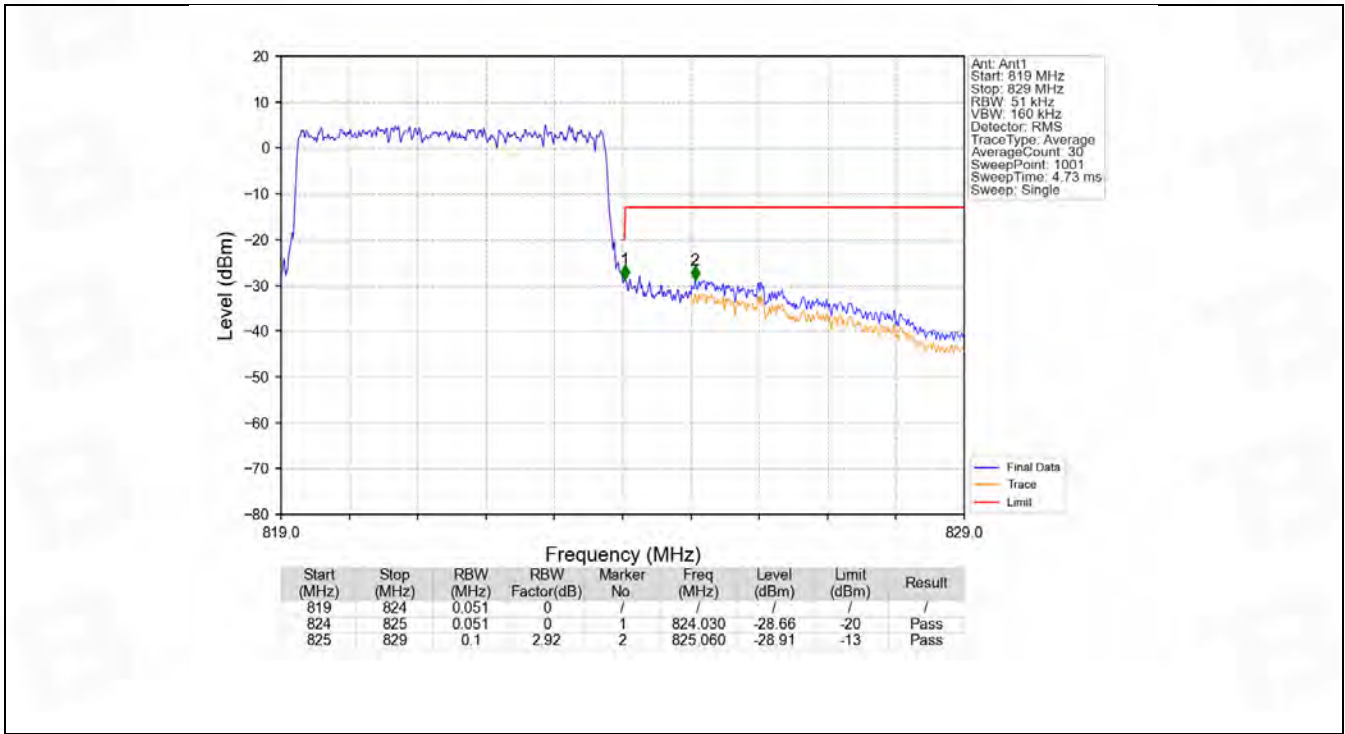
Band26a_5MHz_16QAM_HCH_821.5MHz_RB_1_0_NTNV



Band26a_5MHz_16QAM_HCH_821.5MHz_RB_1_24_NTNV



Band26a_5MHz_16QAM_HCH_821.5MHz_RB_25_0_NTNV



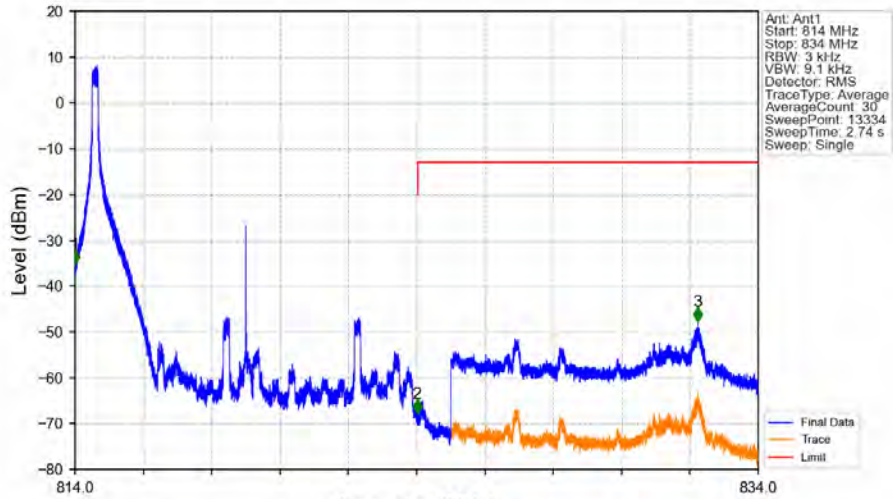
6.4 B26a_10MHz

6.4.1 Test Result

Band: 26a / Bandwidth: 10MHz / NTV						
Modulation	Frequency (MHz)	RB Allocation		Spurious Emission		Verdict
		Size	Offset	Result	Limit	
QPSK	819	1	0	Refer To Test Graph		Pass
			49	Refer To Test Graph		Pass
		50	0	Refer To Test Graph		Pass
16QAM	819	1	0	Refer To Test Graph		Pass
			49	Refer To Test Graph		Pass
		50	0	Refer To Test Graph		Pass

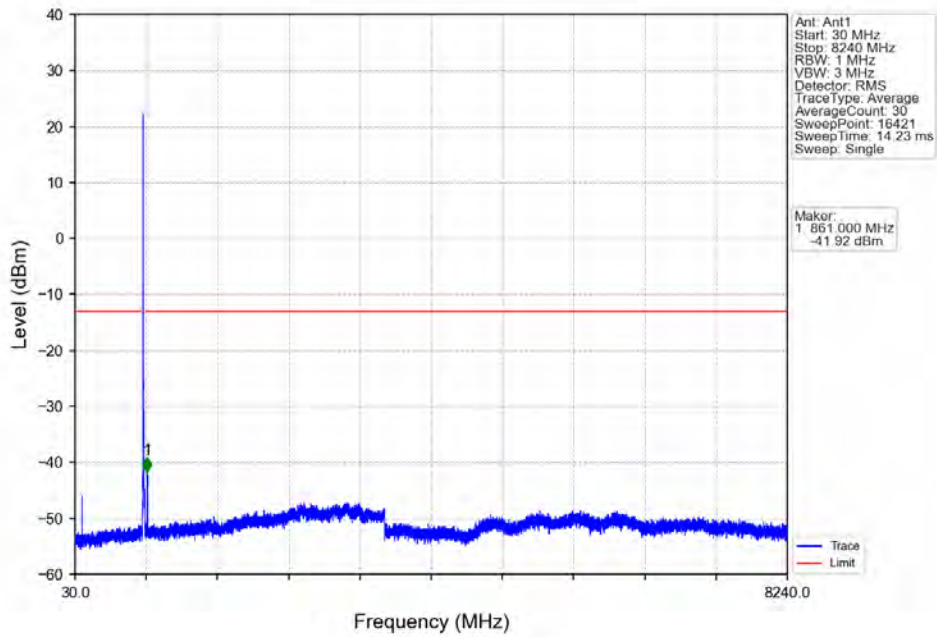
6.4.2 Test Graph

Band26a_10MHz_QPSK_MCH_819MHz_RB_1_0_NTV

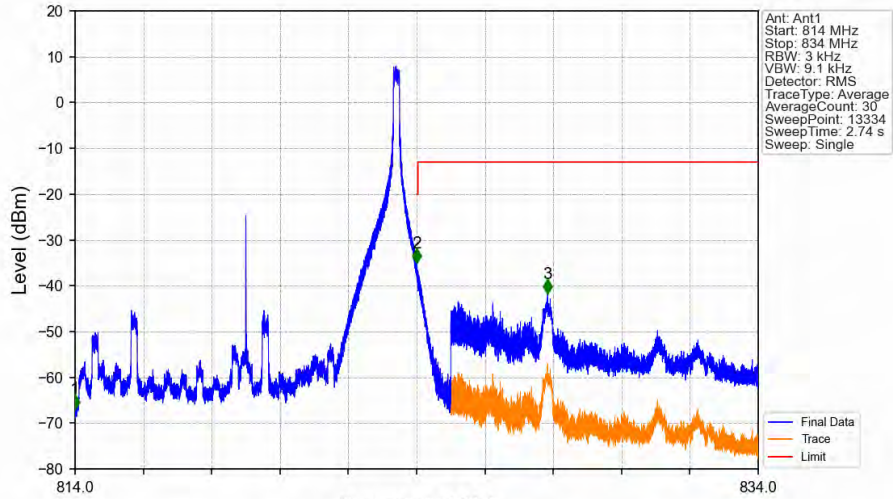


Start (MHz)	Stop (MHz)	RBW (MHz)	RBW Factor(dB)	Marker No	Freq (MHz)	Level (dBm)	Limit (dBm)	Result
814	824	0.003	0	1	814.000	-35.25	-13	Pass
824	824	0.003	0	/	/	/	/	/
824	825	0.003	0	2	824.013	-67.79	-20	Pass
825	834	0.1	15.23	3	832.237	-47.70	-13	Pass

Band26a_10MHz_QPSK_MCH_819MHz_RB_1_0_NTNV

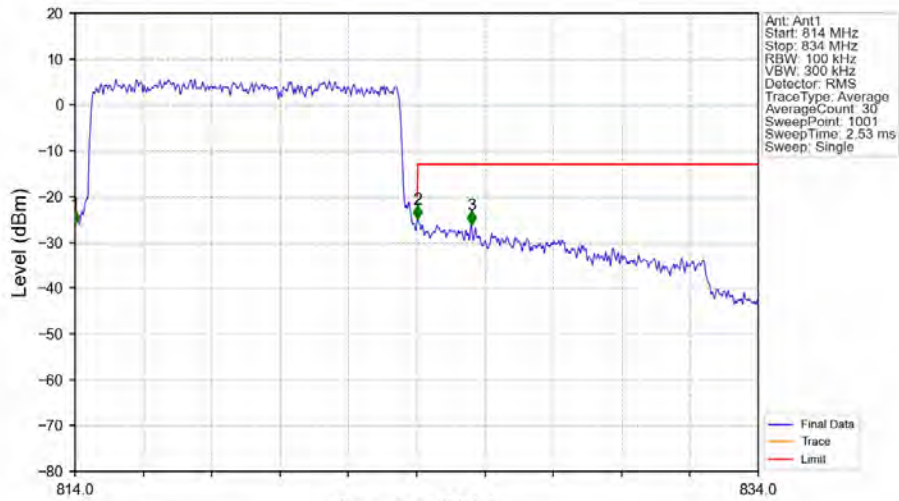


Band26a_10MHz_QPSK_MCH_819MHz_RB_1_49_NTNV



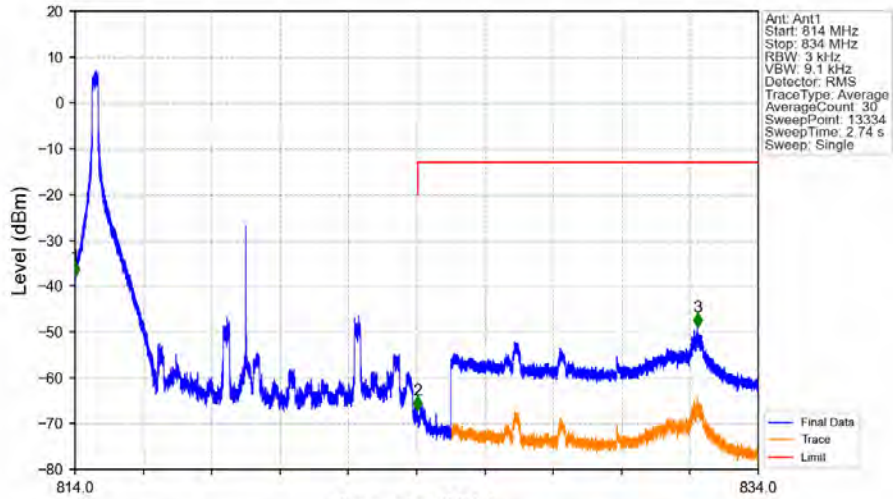
Start (MHz)	Stop (MHz)	RBW (MHz)	RBW Factor(dB)	Marker No.	Freq (MHz)	Level (dBm)	Limit (dBm)	Result
814	824	0.003	0	1	814.000	-66.87	-13	Pass
824	824	0.003	0	/	/	/	/	/
824	825	0.003	0	2	824.011	-35.01	-20	Pass
825	834	0.1	15.23	3	827.835	-41.68	-13	Pass

Band26a_10MHz_QPSK_MCH_819MHz_RB_50_0_NTNV



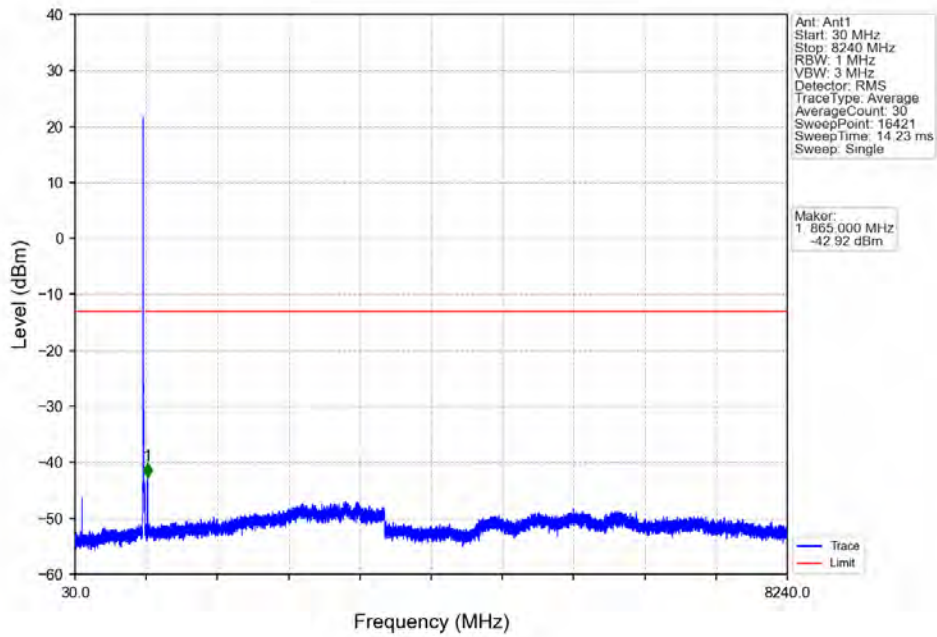
Start (MHz)	Stop (MHz)	RBW (MHz)	RBW Factor(dB)	Marker No.	Freq (MHz)	Level (dBm)	Limit (dBm)	Result
814	824	0.101	0.04	1	814.000	-25.98	-13	Pass
824	824	0.101	0.04	/	/	/	/	/
824	825	0.101	0.04	2	824.020	-24.94	-20	Pass
825	834	0.1	0	3	825.600	-26.20	-13	Pass

Band26a_10MHz_16QAM_MCH_819MHz_RB_1_0_NTNV



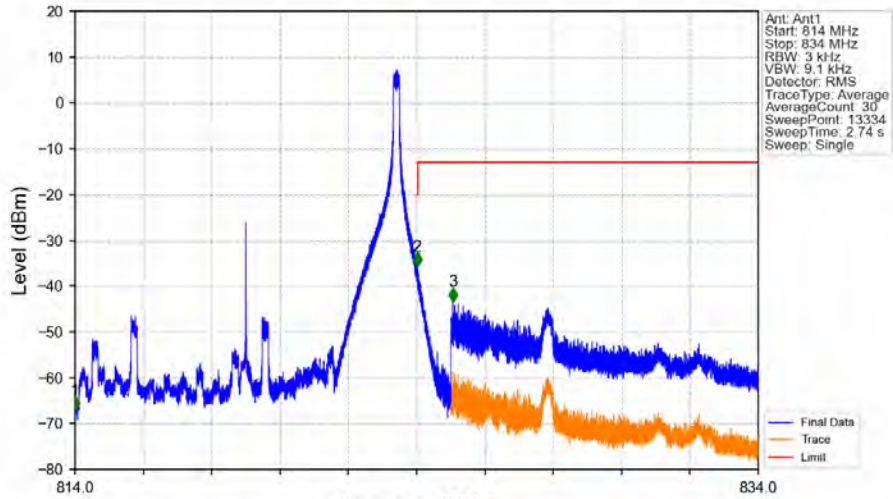
Start (MHz)	Stop (MHz)	RBW (MHz)	RBW Factor(dB)	Marker No	Freq (MHz)	Level (dBm)	Limit (dBm)	Result
814	824	0.003	0	1	814.000	-37.91	-13	Pass
824	824	0.003	0	1	/	/	/	/
824	825	0.003	0	2	824.029	-67.07	-20	Pass
825	834	0.1	15.23	3	832.219	-49.00	-13	Pass

Band26a_10MHz_16QAM_MCH_819MHz_RB_1_0_NTNV



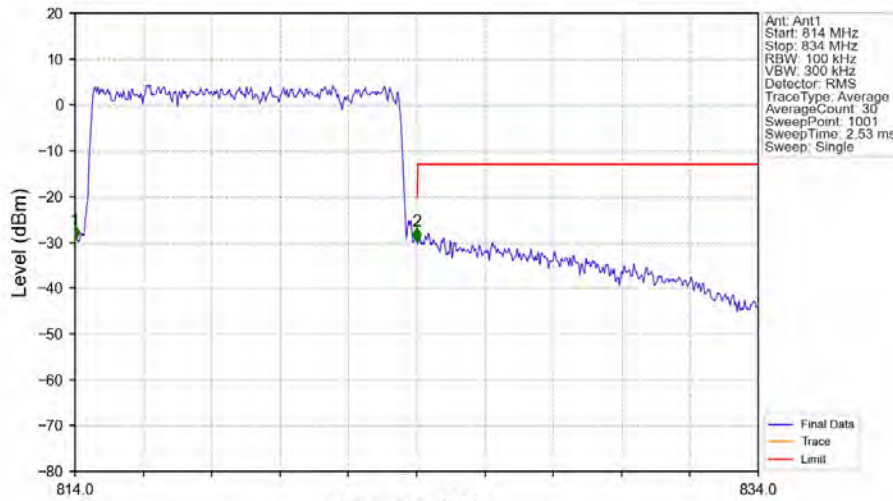
Maker:
1 865.000 MHz
-42.92 dBm

Band26a_10MHz_16QAM_MCH_819MHz_RB_1_49_NTNV



Start (MHz)	Stop (MHz)	RBW (MHz)	RBW Factor(dB)	Marker No	Freq (MHz)	Level (dBm)	Limit (dBm)	Result
814	824	0.003	0	1	814.000	-67.11	-13	Pass
824	824	0.003	0	/	/	/	/	/
824	825	0.003	0	2	824.014	-35.77	-20	Pass
825	834	0.1	15.23	3	825.052	-43.42	-13	Pass

Band26a_10MHz_16QAM_MCH_819MHz_RB_50_0_NTNV



Start (MHz)	Stop (MHz)	RBW (MHz)	RBW Factor(dB)	Marker No	Freq (MHz)	Level (dBm)	Limit (dBm)	Result
814	824	0.1	0	1	814.000	-29.40	-13	Pass
824	824	0.1	0	/	/	/	/	/
824	834	0.1	0	2	824.000	-29.83	-20	Pass

7. Form731

7.1 Form731_Power

7.1.1 Test Result

Band	BW	Lower Freq	High Freq	MAX Power (W)	Value	Hz/ppm	Emission Designator	Rule Parts	MAX Power (dBm)
26a	1.4	814.7	823.3	0.2500	0.0164	ppm	1M11G7D	/	23.98
26a	1.4	814.7	823.3	0.2004	0.0118	ppm	1M11W7D	/	23.02
26a	3	815.5	822.5	0.2582	0.0122	ppm	2M73G7D	/	24.12
26a	3	815.5	822.5	0.2244	0.0128	ppm	2M73W7D	/	23.51
26a	5	816.5	821.5	0.2460	0.0116	ppm	4M58G7D	/	23.91
26a	5	816.5	821.5	0.1991	0.0118	ppm	4M59W7D	/	22.99
26a	10	819	819	0.2535	0.0113	ppm	9M06G7D	/	24.04
26a	10	819	819	0.2065	0.0083	ppm	9M07W7D	/	23.15

7.2 Form731_ERP

7.2.1 Test Result

Band	BW	Lower Freq	High Freq	MAX Power (W)	Value	Hz/ppm	Emission Designator	Rule Parts	MAX Power (dBm)
26a	1.4	814.7	823.3	0.1018	0.0164	ppm	1M11G7D	/	20.08
26a	1.4	814.7	823.3	0.0816	0.0118	ppm	1M11W7D	/	19.12
26a	3	815.5	822.5	0.1051	0.0122	ppm	2M73G7D	/	20.22
26a	3	815.5	822.5	0.0914	0.0128	ppm	2M73W7D	/	19.61
26a	5	816.5	821.5	0.1002	0.0116	ppm	4M58G7D	/	20.01
26a	5	816.5	821.5	0.081	0.0118	ppm	4M59W7D	/	19.09
26a	10	819	819	0.1032	0.0113	ppm	9M06G7D	/	20.14
26a	10	819	819	0.0841	0.0083	ppm	9M07W7D	/	19.25