



CMA Testing and Certification Laboratories

廠商會檢定中心

TEST REPORT

Report No. : AY0009585(5) Date : 18 Feb 2019

Application No. : LY002912 (3)

Applicant : KODA ELECTRONICS (HK) CO., LTD.
2/F MANDARIN COMMERCIAL HOUSE,
38 MORRISON HILL ROAD, WANCHAI,
HONG KONG

Buyer / Brand name : NONSTOP

Sample Description : One(1) item of submitted sample stated to be

Sample description	Model No
Bluetooth Wireless Speaker Qi Fast Charging Pad	Station A- Jetway
Bluetooth Wireless Speaker Qi Fast Charging Pad	Station A- Wood/Fabric

Sample registration No. : RY047334-001, RY047334-002

Radio Frequency : 149kHz wireless charging

Supply voltage : AC100-240 to DC9V adaptor (Model: OBL-0904000U)

No. of submitted sample : (Two) set(s)

Date Received : 24 Jan 2019.

Test Period : 24 Jan 2019 to 04 Feb 2019.

Test Requested : RF Exposure

Test standard : KDB 680106 D01 RF Exposure Wireless Charging App v03
47 CFR Part 2 section 2.1091

Test Result : See attached sheet(s) from page 2 to 14.

Conclusion : The submitted sample complies with RF Exposure requirements.

For and on behalf of
CMA Industrial Development Foundation Limited

Authorized Signature : _____


Mr. WONG Lap-pong, Andrew
Manager

Page 1 of 14

FCC ID: 2ADLI-NSA-BK-WF

Document name: FCC MPE - Document Ref No: RT-EL-EMC-045- Issue Date: 03 Sep 2018 - Edition: 1

This document is issued subject to the latest CMA Testing General Terms and Conditions of Testing and Inspection Services, available on request or accessible at website www.cmatesting.org.
This document shall not be reproduced except in full or with written approval by CMA Testing.

CMA Industrial Development Foundation Limited

Room 1302, Yan Hing Centre, 9-13 Wong Chuk Yeung St., Fo Tan, Shatin, N.T., Hong Kong.

Tel : (852) 2698 8198 Fax : (852) 2695 4177 E-mail : info@cmatesting.org Web Site : <http://www.cmatesting.org>



CMA Testing and Certification Laboratories

廠商會檢定中心

TEST REPORT

Report No. : AY0009585(5) Date : 18 Feb 2019

Remark : All two models are the same in circuitry and components and construction, and therefore model **Station A-Wood/Fabric** was chosen to be the representative of the test sample. The difference(s) between the tested model and the declared model(s) is/are: Model no., Color and Decoration material.

For and on behalf of
CMA Industrial Development Foundation Limited

Authorized Signature : _____


Mr. WONG Lap-pong, Andrew
Manager

Page 2 of 14

FCC ID: 2ADLI-NSA-BK-WF

Document name: FCC MPE - Document Ref No: RT-EL-EMC-045- Issue Date: 03 Sep 2018 - Edition: 1

This document is issued subject to the latest CMA Testing General Terms and Conditions of Testing and Inspection Services, available on request or accessible at website www.cmateesting.org.
This document shall not be reproduced except in full or with written approval by CMA Testing.

CMA Industrial Development Foundation Limited

Room 1302, Yan Hing Centre, 9-13 Wong Chuk Yeung St., Fo Tan, Shatin, N.T., Hong Kong.

Tel : (852) 2698 8198 Fax : (852) 2695 4177 E-mail : info@cmateesting.org Web Site : <http://www.cmateesting.org>



CMA Testing and Certification Laboratories

廠商會檢定中心

TEST REPORT

Report No. : AY0009585(5)

Date : 18 Feb 2019

Table of Contents

1	General Information	4
1.1	General Description	4
1.2	Location of the test site	5
1.3	List of measuring equipment.....	6
1.4	Measurement Uncertainty	7
1.5	Test Summary	7
2	Description of the radiated emission test	8
2.1	Test Procedure	8
2.2	Test Setup	9
2.3	RF Exposure Measurement Data	Error! Bookmark not defined.
3	Appendices.....	12



CMA Testing and Certification Laboratories

廠商會檢定中心

TEST REPORT

Report No. : AY0009585(5)

Date : 18 Feb 2019

1 General Information

1.1 General Description

The Station A is a digital clock with Bluetooth, AUX-In, alarm clock, Wireless and USB charging functions. It was powered by AC100-240V to DC9V adaptor with maximum 4A output current.

Once the Time, Date and Alarm set correctly, the current time and setting will be showing on the LED display. The end user can access all functions by pressing SNOOZE/DIMMER, Alarm and Backlight switch.

Two USB charging ports are located on the front panel and one wireless charging pad located on the top of Station W.

The symbol “+” provides 1A charging current and symbol “++” provides 2.4A. The maximum power of wireless charging pad is maximum 10W. No data communication for both USB ports and wireless charging pad for portable devices.

The Bluetooth and Aux-In feature is responsible to play Music or Audio signal through wireless communication or 3.5mm Aux-in terminal.

The brief circuit description is listed as follows:

- LCD and its associated circuit act as Display.
- IC5 and its associated circuit act as MCU control.
- X1 (32.768KHz) crystal and its associated circuit act as oscillator for MCU M835.
- BAT,EC12 and its associated circuit act as backup battery for alarm clock.
- U5 and its associated circuit act as audio power amplifier.
- U1 (BK3266) and its associated circuit act as Bluetooth chip.
- X2 (26MHz) crystal and its associated circuit act as oscillator for Bluetooth chip BK3266.
- IC (7133), (SY8113), (FD2105), (BEE301), (LM324), Q2 – Q5 (AON7410), Coil and its associated circuit act as voltage controller for wireless charging pad.



CMA Testing and Certification Laboratories

廠商會檢定中心

TEST REPORT

Report No. : AY0009585(5)

Date : 18 Feb 2019

1.2 Location of the test site

FCC Accredited Lab (Designation Number: HK0004)
Room 1302, Yan Hing Centre, 9 - 13 Wong Chuk Yeung Street, Fo Tan Shatin, New Territories,
Hong Kong.

Radiated emissions measurements are investigated and taken pursuant to the procedures of ANSI C63.4 – 2014. A Semi-Anechoic Chamber Testing Site is set up for investigation and located at:

Ground Floor, Yan Hing Centre,
9 – 13 Wong Chuk Yeung Street,
Fo Tan, Shatin,
New Territories,
Hong Kong.

Conducted emissions measurements are investigated and also taken pursuant to the procedures of ANSI C63.4 – 2014. A shielded room is located at :

Ground Floor, Yan Hing Centre,
9 – 13 Wong Chuk Yeung Street,
Fo Tan, Shatin,
New Territories,
Hong Kong.



CMA Testing and Certification Laboratories

廠商會檢定中心

TEST REPORT

Report No. : AY0009585(5)

Date : 18 Feb 2019

1.3 List of measuring equipment

Equipment	Manufacturer	Model No.	Serial No.	Calibration Due Date	Calibration Period
Field meter	Wave control	SMP2	17SN0649	19 Dec 2019	2 years
Field probes	Wave control	WP400	17WP100 365	19 Dec 2019	2 years

Supporting equipment:

- 1) USB dummy loading 1A (submitted by applicant)
- 2) USB dummy loading 2.4A (submitted by applicant)
- 3) Wireless dummy loading 10W (submitted by applicant)



CMA Testing and Certification Laboratories

廠商會檢定中心

TEST REPORT

Report No. : AY0009585(5)

Date : 18 Feb 2019

1.4 Measurement Uncertainty

The reported uncertainty is based on a standard uncertainty multiplied by a coverage factor $k=2$, providing a level of confidence of approximately 95%.

RF Exposure

Test Item	Uncertainty
Electric Field Strength (E)	+/- 4.3%
Magnetic Field Strength (H)	+/- 4.3%

1.5 Test Summary

Test Item	FCC Reference	Result
Electric Field Strength (E) (V/m)	47 CFR Part 1, 1.1310	Comply
Magnetic Field Strength (H) (A/m)	47 CFR Part 1, 1.1310	Comply



CMA Testing and Certification Laboratories

廠商會檢定中心

TEST REPORT

Report No. : AY0009585(5)

Date : 18 Feb 2019

2 Description of the radiated emission test

2.1 Test Procedure

Electric Field Strength (E) (V/m) and Magnetic Field Strength (H) (A/m) are investigated and taken pursuant to the procedures of KDB 680106 D01 RF Exposure Wireless Charging App v03.

The equipment under test (EUT) was placed on a non-conductive turntable with dimensions of 1.5m x 0.4m x 0.8m (L x W x H) above the reference ground plane.

The aggregate H-field and E-Field strengths measured at 15 cm surrounding the EUT and 20 cm above the top surface from all simultaneous transmitting coils. Measurements made from all sides and the top of the primary/client pair, with the 15cm or 20cm distance between center of the probe(s) and edge of the device.

A dummy wireless loading was placed on the top of transmitting coil for charging mode operation.



CMA Testing and Certification Laboratories


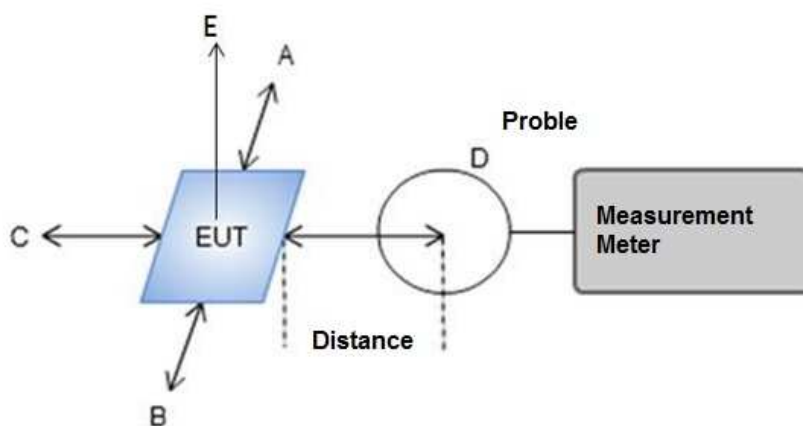
廠商會檢定中心

TEST REPORT

Report No. : AY0009585(5)

Date : 18 Feb 2019

2.2 Test Setup



Position of EUT



CMA Testing and Certification Laboratories

廠商會檢定中心

TEST REPORT

Report No. : AY0009585(5)

Date : 18 Feb 2019

2.3 RF Exposure Measurement Data

Environmental conditions:

Ambient temperature: 24.5 °C

Relative humidity: 69.2 %

Operation Mode: Charging mode

Electric field

Maximum Permissible Exposure				
Probe from EUT position	Separation	E-field (V/m)	E-field limit (V/m)	E-field margin (V/m)
A	15cm	2.56	614.0	-611.440
B	15cm	2.88	614.0	-611.120
C	15cm	3.74	614.0	-610.260
D	15cm	3.43	614.0	-610.570
E	20cm	2.70	614.0	-611.300

Magnetic Field

Maximum Permissible Exposure				
Probe from EUT position	Separation	H-field (A/m)	H-field limit (A/m)	H-field margin (A/m)
A	15cm	0.02	1.630	-1.610
B	15cm	0.02	1.630	-1.610
C	15cm	0.04	1.630	-1.590
D	15cm	0.03	1.630	-1.600
E	20cm	0.07	1.630	-1.560

Test Result:

It was found that the EUT meet the FCC requirements

Page 10 of 14

FCC ID: 2ADLI-NSA-BK-WF

Document name: FCC MPE - Document Ref No: RT-EL-EMC-045 - Issue Date: 03 Sep 2018 - Edition: 1



CMA Testing and Certification Laboratories

廠商會檢定中心

TEST REPORT

Report No. : AY0009585(5)

Date : 18 Feb 2019

Environmental conditions:

Ambient temperature: 24.5 °C

Relative humidity: 69.2 %

Operation Mode: Standby mode

Electric field

Maximum Permissible Exposure				
Probe from EUT position	Separation	E-field (V/m)	E-field limit (V/m)	E-field margin (V/m)
A	15cm	2.01	614.0	-611.990
B	15cm	1.98	614.0	-612.020
C	15cm	2.54	614.0	-611.460
D	15cm	2.43	614.0	-611.570
E	20cm	1.90	614.0	-612.100

Magnetic Field

Maximum Permissible Exposure				
Probe from EUT position	Separation	H-field (A/m)	H-field limit (A/m)	H-field margin (A/m)
A	15cm	0.03	1.630	-1.6
B	15cm	0.02	1.630	-1.61
C	15cm	0.03	1.630	-1.6
D	15cm	0.02	1.630	-1.61
E	20cm	0.08	1.630	-1.55

Test Result:

It was found that the EUT meet the FCC requirements.



CMA Testing and Certification Laboratories

廠商會檢定中心

TEST REPORT

Report No. : AY0009585(5)

Date : 18 Feb 2019

3 Appendices

A1.	External Photo	1	page(s)
A2.	Test setup	1	page(s)



CMA Testing and Certification Laboratories

廠商會檢定中心

TEST REPORT

Report No. : AY0009585(5)

Date : 18 Feb 2019

A1. External Photo



External Photo



External Photo

FCC ID: 2ADLI-NSA-BK-WF

Page 13 of 14

Document name: FCC MPE - Document Ref No: RT-EL-EMC-045- Issue Date: 03 Sep 2018 - Edition: 1

This document is issued subject to the latest CMA Testing General Terms and Conditions of Testing and Inspection Services, available on request or accessible at website www.cmateesting.org. This document shall not be reproduced except in full or with written approval by CMA Testing.

CMA Industrial Development Foundation Limited

Room 1302, Yan Hing Centre, 9-13 Wong Chuk Yeung St., Fo Tan, Shatin, N.T., Hong Kong.

Tel : (852) 2698 8198 Fax : (852) 2695 4177 E-mail : info@cmateesting.org Web Site : <http://www.cmateesting.org>



CMA Testing and Certification Laboratories


廠商會檢定中心

TEST REPORT


Report No. : AY0009585(5)

Date : 18 Feb 2019

A2. Test Setup



Charging mode



Standby mode

**** End of Report ****

FCC ID: 2ADLI-NSA-BK-WF

Page 14 of 14

Document name: FCC MPE - Document Ref No: RT-EL-EMC-045- Issue Date: 03 Sep 2018 - Edition: 1