

FCC RF EXPOSURE
CERTIFICATION TEST REPORT

For

Power Tray Alarm Table Clock Gray

MODEL NUMBER: CA-55W (DPCI:074-10-9395)

FCC ID: 2ADLI-CA-55W

REPORT NUMBER: 4791019301-RF-2

ISSUE DATE: October 30, 2023

Prepared for

Koda Electronics (HK) Co., Ltd
2/F Mandarin Comm Hse, 38 Morrison Hill Road, Wanchai Hong Kong

Prepared by

UL Verification Services (Guangzhou) Co., Ltd, Song Shan Lake Branch

Building 10, Innovation Technology Park, No. 1, Li Bin Road, Song Shan Lake Hi-Tech Development Zone Dongguan, 523808, People's Republic of China

Tel: +86 769 22038881

Fax: +86 769 33244054

Website: www.ul.com

Revision History

<u>Rev.</u>	<u>Issue Date</u>	<u>Revisions</u>	<u>Revised By</u>
V0	10/30/2023	Initial Issue	

TABLE OF CONTENTS

1. ATTESTATION OF TEST RESULTS	4
2. TEST METHODOLOGY	5
3. FACILITIES AND ACCREDITATION	5
4. DESCRIPTION OF EUT	6
5. REQUIREMENT	7

1. ATTESTATION OF TEST RESULTS

Applicant Information

Company Name: Koda Electronics (HK) Co., Ltd
Address: 2/F Mandarin Comm Hse, 38 Morrison Hill Road, Wanchai Hong Kong

Manufacturer Information

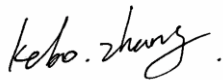
Company Name: Dongguan Kenuo Electronic Co., Ltd
Address: Room301, No.6 Jingfu Road, Hengli Town, Dongguan City, Guangdong Province, China

EUT Information

EUT Name: Power Tray Alarm Table Clock Gray
Model: CA-55W (DPCI:074-10-9395)
Model Difference: /
Brand: Capello
Sample Received Date: October 16, 2023
Sample Status: Normal
Sample ID: 6542126
Date of Tested: October 18, 2023 ~ October 30, 2023

APPLICABLE STANDARDS	
STANDARD	TEST RESULTS
FCC 47CFR§1.1307	PASS
FCC 47CFR§1.1310	PASS
FCC 47CFR§2.1093	PASS
FCC 47CFR§2.1091	PASS

Prepared By:



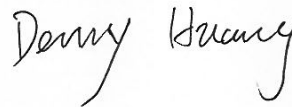
Kebo Zhang
Senior Project Engineer

Approved By:



Stephen Guo
Laboratory Manager

Checked By:



Denny Huang
Senior Project Engineer

2. TEST METHODOLOGY

The tests documented in this report were performed in accordance with FCC 47CFR§1.1307(b)(1), FCC 47CFR§1.1310, FCC 47CFR§2.1093, KDB 680106 D01 RF Exposure Wireless Charging App D01v04.

3. FACILITIES AND ACCREDITATION

Accreditation Certificate	<p>A2LA (Certificate No.: 4102.01) UL Verification Services (Guangzhou) Co., Ltd. Song Shan Lake Branch. has been assessed and proved to be in compliance with A2LA.</p> <p>FCC (FCC Designation No.: CN1187) UL Verification Services (Guangzhou) Co., Ltd. Song Shan Lake Branch. Has been recognized to perform compliance testing on equipment subject to the Commission's Declaration of Conformity (DoC) and Certification rules</p> <p>ISED (Company No.: 21320) UL Verification Services (Guangzhou) Co., Ltd. Song Shan Lake Branch. has been registered and fully described in a report filed with ISED. The Company Number is 21320 and the test lab Conformity Assessment Body Identifier (CABID) is CN0046.</p> <p>VCCI (Registration No.: G-20019, R-20004, C-20012 and T-20011) UL Verification Services (Guangzhou) Co., Ltd. Song Shan Lake Branch. has been assessed and proved to be in compliance with VCCI, the Membership No. is 3793. Facility Name: Chamber D, the VCCI registration No. is G-20019 and R-20004 Shielding Room B , the VCCI registration No. is C-20012 and T-20011</p>
---------------------------	--

Note: All tests measurement facilities use to collect the measurement data are located at Building 10, Innovation Technology Park, Song Shan Lake Hi tech Development Zone, Dongguan, 523808, China

4. DESCRIPTION OF EUT

EUT Name	Power Tray Alarm Table Clock Gray	
Model	CA-55W (DPCI:074-10-9395)	
Product Description	Operation Frequency	111 ~ 205 kHz
Rated Output Power	5 W	
Antenna type	Coil	
Ratings	DC 3 V by battery DC 5 V by adapter	

Note: Wireless charging was not support while powered by battery.

5. REQUIREMENT

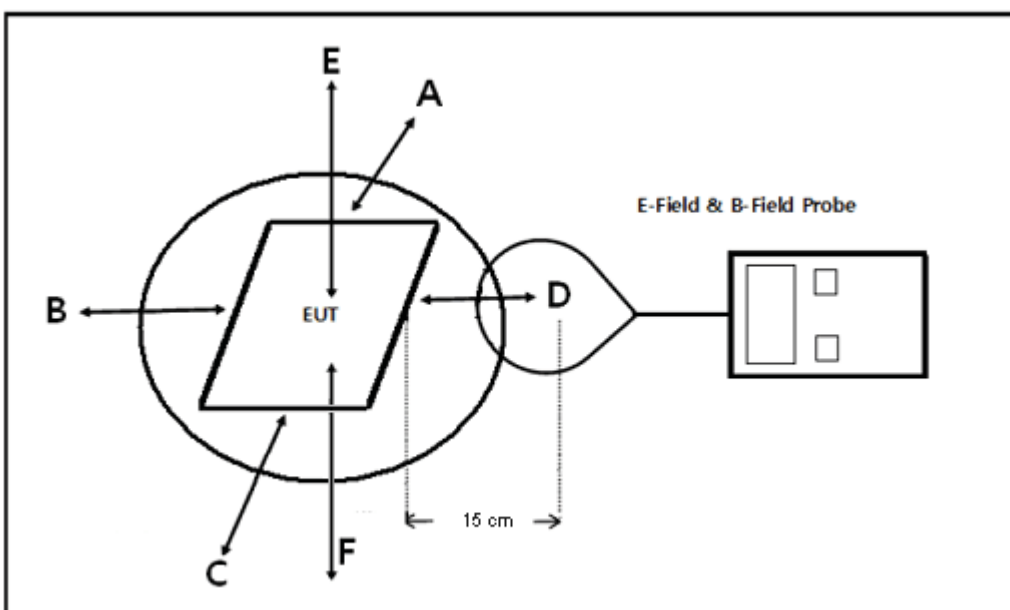
LIMIT

Frequency Range (MHz)	E-field Strength (E) (V/m)	Magnetic Field Strength (H) (A/m)	Power Density (S) (mW/cm ²)	Averaging Time E ² , H ² or S (Minutes)
0.3 -- 1.34	614	1.63	(100)*	30
1.34 -- 30	824/f	2.19/f	(180/f ²)*	30
30 -- 300	27.5	0.073	0.2	30
300 -- 1500	--	--	f/1500	30
1500 -- 100,000	--	--	1.0	30

METHOD OF MEASUREMENT

- The RF exposure test was performed in shielded chamber.
- The geometric centre of probe was placed at 15 cm test distance surrounding the device and 20 cm above the top surface.
- The measurement probe used to search of highest strength.
- The highest emission level was recorded and compared with limit as soon as measurement of each points (A, B, C, D, E) were completed.
- The EUT were measured according to the dictates of KDB 680106 D01 RF Exposure Wireless Charging App v03r01.

BLOCK DIAGRAM OF TEST SETUP



Note: As bottom point is not required to test for desktop devices, so we scanning all the surfaces and recorded the worst level in F.

EQUIPMENT APPROVAL CONSIDERATIONS

The EUT comply with 680106 D01 RF Exposure Wireless Charging App D01v04.

- 1) Power transfer frequency is less than 1 MHz.
Yes; the device operated in the frequency range from 111 kHz to 205 kHz.
- 2) Output power from each primary coil is less than or equal to 15 watts.
Yes; the maximum output power of each primary coil is 5 watts.
- 3) The system may consist of more than one source primary coils, charging one or more clients.
If more than one primary coil is present, the coil pairs may be powered on at the same time.
Yes, the transmitter has one coils.
- 4) Client device is placed directly in contact with the transmitter.
Yes; Client device is placed directly in contact with the transmitter.
- 5) Mobile exposure conditions only (portable exposure conditions are not covered by this exclusion).
Yes; The EUT is a mobile device.
- 6) The aggregate H-field strengths anywhere at or beyond 15 cm surrounding the device, and 20 cm away from the surface from all coils that by design can simultaneously transmit, and while those coils are simultaneously energized, are demonstrated to be less than 50% of the applicable MPE limit.
Yes; The EUT's field strength levels are less than 50% of the MPE limit.

MEASURING INSTRUMENT USED

Equipment	Manufacturer	Model No.	Serial No.	Last Cal.	Due. Date
Electric and Magnetic Field Analyzer	Narda	EHP-200A	170WX90204	June 9, 2023	June 8, 2024

E FIELD AND H FIELD STRENGTH TEST RESULT

Test Mode	Description
Mode 1	Charging with 5 W wireless charging load (Full Load)
Mode 2	Charging with 5 W wireless charging load (Half Load)
Mode 3	Charging with 5 W wireless charging load (No Load)

Note: All the modes had been tested, but only the worst data was recorded in the report.

H-Filed Strength at 15 cm from the edges surrounding the EUT and 20 cm above the top surface of the EUT (A/m)

Test Position	H-Filed Strength Measure Result		Limits (A/m)
	Mode 1		
	A/m		
A	0.1087		1.63
B	0.1578		1.63
C	0.1005		1.63
D	0.0529		1.63
E	0.1881		1.63
F	0.1933		1.63

E-Filed Strength at 15 cm from the edges surrounding the EUT and 20 cm above the top surface of the EUT (V/m)

Test Position	E-Filed Strength Measure Result		Limits (V/m)
	Mode 1		
	V/m		
A	0.6015		614
B	1.0740		614
C	0.6836		614
D	0.9235		614
E	0.8203		614
F	1.1033		614

END OF REPORT