

FCC TEST REPORT  
For

Recordex USA, Inc.

Interactive Flat Panel

Model No.: ST-860U

FCC ID: 2ADKE-ST-860U

Prepared for : Recordex USA, Inc.  
Address : 10-50 46th Avenue, Long Island City, NY 11101

Prepared by : Accurate Technology Co., Ltd.  
Address : F1, Bldg. A&D, Changyuan New Material Port, Keyuan Rd.,  
Science & Industry Park, Nanshan District Shenzhen  
518057, P.R. China

Tel: +86-755-26503290  
Fax: +86-755-26503396

Report No. : ATE20170899  
Date of Test : June 2-June 5, 2017  
Date of Report : June 7, 2017

## TABLE OF CONTENTS

Description	Page
Test Report	
<b>1. TEST RESULTS SUMMARY .....</b>	<b>4</b>
<b>2. GENERAL INFORMATION.....</b>	<b>5</b>
2.1. Description of Device (EUT) .....	5
2.2. Accessory and Auxiliary Equipment .....	6
2.3. Description of Test Facility .....	7
2.4. Measurement Uncertainty .....	7
<b>3. MEASURING DEVICE AND TEST EQUIPMENT .....</b>	<b>8</b>
3.1. For Radiated Emission Measurement .....	8
3.2. The Equipment Used to Measure Conducted Disturbance (L.I.S.N).....	9
<b>4. POWER LINE CONDUCTED MEASUREMENT .....</b>	<b>10</b>
4.1. Block Diagram of Test Setup .....	10
4.2. EUT Setup .....	10
4.3. Test mode description.....	11
4.4. Power Line Conducted Emission Measurement Limits .....	11
4.5. Configuration of EUT on Measurement.....	11
4.6. Operating Condition of EUT .....	11
4.7. Measurement Uncertainty .....	11
4.8. Test Procedure.....	12
4.9. DATA SAMPLE .....	12
4.10. Power Line Conducted Emission Measurement Results .....	12
<b>5. RADIATED EMISSION MEASUREMENT .....</b>	<b>37</b>
5.1. Block Diagram of Test.....	37
5.2. Test mode description.....	38
5.3. DATA SAMPLE .....	38
5.4. Radiated Emission Limit (Class B).....	39
5.5. Manufacturer .....	39
5.6. Operating Condition of EUT .....	39
5.7. Test Procedure.....	40
5.8. Radiated Emission Noise Measurement Result .....	40
<b>6. PHOTOGRAPHS .....</b>	<b>77</b>
6.1. Photos of Radiated Emission Measurement .....	77
6.2. Photo of Conducted Emission Measurement .....	78
6.3. Photo of EUT .....	79

## Test Report

Applicant : Recordex USA, Inc.  
 Address : 10-50 46th Avenue, Long Island City, NY 11101

Manufacturer : Recordex USA, Inc.  
 Address : 10-50 46th Avenue, Long Island City, NY 11101

EUT Description : Interactive Flat Panel

Model No. : ST-860U

Trade Name : RECORDEX


Measurement Procedure Used:


**FCC Rules and Regulations Part 15 Subpart B Class B:2016**  
**ANSI C63.4: 2014**

The device described above is tested by Accurate Technology Co., Ltd. to determine the maximum emission levels emanating from the device. The maximum emission levels are compared to the FCC Part 15 Subpart B Class B limits both radiated and conducted emissions. The measurement results are contained in this test report and Accurate Technology Co., Ltd. is assumed full responsibility for the accuracy and completeness of these measurements. Also, this report shows that the Equipment Under Test (EUT) is to be technically compliant with the FCC requirements.

This report applies to above tested sample only. This report shall not be reproduced in part without written approval of Accurate Technology Co., Ltd.

Date of Test : June 2-June 5, 2017  
 Date of Report : June 7, 2017

Prepared by :   
 (Stanley, Engineer)

Approved & Authorized Signer :   
 (Sean Liu, Manager)



## 1. TEST RESULTS SUMMARY

Test Items	Test Standard	Test Results
Power Line Conducted Emission	FCC Part 15 Subpart B	Pass
Radiated Emission	FCC Part 15 Subpart B	Pass

## 2. GENERAL INFORMATION

### 2.1. Description of Device (EUT)

Product	:	Interactive Flat Panel
Model No.	:	ST-860U
Test Voltage	:	INPUT: AC 100-240V~50/60Hz 6.5A
Trade Name	:	RECORDEX
Remark(s)	:	The EUT highest operating frequency provided by Manufacturer is 1.2GHz and include 2.4GHz wifi, the radiated emission measurement shall be made up to 26.5 GHz
Applicant	:	Recordex USA, Inc.
Address	:	10-50 46th Avenue, Long Island City, NY 11101
Manufacturer	:	Recordex USA, Inc.
Address	:	10-50 46th Avenue, Long Island City, NY 11101
Date of sample receiver	:	May 31, 2017
Date of Test	:	June 2-June 5, 2017

## 2.2. Accessory and Auxiliary Equipment

Notebook PC	:	Manufacturer: LENOVO M/N: 4290-RT8 S/N: R9-FW93G 11/08
media player	:	Manufacturer: TOSHIBA M/N: STOR.E TV+ S/N: 101200005
USB Memory Disk	:	Manufacturer: Smartocean M/N: 3611S/N: 101200005
LCD Monitor	:	Manufacturer: DELL M/N: 1704FPTt S/N: 434
Keyboard	:	Manufacturer: DELL M/N: SK-8110 S/N: LR86682
Mouse	:	Manufacturer: DELL M/N: M071KC S/N: 410042355
Earphone	:	Manufacturer: APPLE M/N: iPhone (Matching earphone) S/N: 7M6369W3VQ5
HDMI Line	:	HDMI line length of 1 meters, have shield and magnetic ring
VGA Line	:	VGA line length of 1 meters, have shield and magnetic ring
AV Line	:	AV line length of 0.8 meters, have shield and magnetic ring
DP Line	:	DP line length of 0.8 meters, have shield and magnetic ring
TOUCH Line	:	TOUCH line length of 1.2 meters, have shield and magnetic ring
Net port line	:	Net port length of 4 meters, have shield and magnetic ring

## 2.3. Description of Test Facility

- EMC Lab : Listed by Federal Communications Commission (FCC)  
The Registration Number is 752051
- Listed by Innovation, Science and Economic Development  
Canada (ISED)  
The Registration Number is 5077A-2
- Accredited by China National Accreditation Service for  
Conformity Assessment (CNAS)  
The Registration Number is CNAS L3193
- Accredited by American Association for Laboratory  
Accreditation (A2LA)  
The Certificate Number is 4297.01
- Name of Firm : Accurate Technology Co., Ltd.  
Site Location : F1, Bldg. A&D, Changyuan New Material Port, Keyuan Rd.  
Science & Industry Park, Nanshan District, Shenzhen  
518057, P.R. China

## 2.4. Measurement Uncertainty

- Conducted Emission Expanded Uncertainty = 2.23dB, k=2
- Radiated emission expanded uncertainty = 3.08dB, k=2  
(9kHz-30MHz)
- Radiated emission expanded uncertainty = 4.42dB, k=2  
(30MHz-1000MHz)
- Radiated emission expanded uncertainty = 4.06dB, k=2  
(Above 1GHz)

### 3. MEASURING DEVICE AND TEST EQUIPMENT

#### 3.1. For Radiated Emission Measurement

Item	Equipment	Manufacturer	Model No.	Serial No.	Last Cal.	Cal. Interval
1.	Spectrum Analyzer	Agilent	E7405A	MY45115511	Jan.07, 2017	1 Year
2.	Spectrum Analyzer	Rohde&Schwarz	FSV40	101495	Jan.07, 2017	1 Year
3.	Test Receiver	Rohde&Schwarz	ESCS30	100307	Jan.07, 2017	1 Year
4.	Test Receiver	Rohde& Schwarz	ESPI	100396/003	Jan.07, 2017	1 Year
5.	Test Receiver	Rohde& Schwarz	ESPI	101526/003	Jan.07, 2017	1 Year
6.	Test Receiver	Rohde& Schwarz	ESR	101817	Jan.07, 2017	1 Year
7.	Bilog Antenna	Schwarzbeck	VULB9163	9163-194	Jan.13, 2017	1 Year
8.	Bilog Antenna	Schwarzbeck	VULB9163	9163-323	Jan.13, 2017	1 Year
9.	Log.-Per.Antenna	Schwarzbeck	VUSLP 9111B	9111B-074	Jan.13, 2017	1 Year
10.	Biconical Broad Band Antenna	Schwarzbeck	VHBB 9124+BBA 9106	9124-617	Jan.13, 2017	1 Year
11.	Loop Antenna	Schwarzbeck	FMZB1516	1516131	Jan.13, 2017	1 Year
12.	Horn Antenna	Schwarzbeck	BBHA9120D	9120D-655	Jan.13, 2017	1 Year
13.	Horn Antenna	Schwarzbeck	BBHA9120D	9120D-1067	Jan.13, 2017	1 Year
14.	Vertical Active Monopole Antenna	Schwarzbeck	VAMP 9243	9243-370	Jan.13, 2017	1 Year
15.	RF Switching Unit+PreAMP	Compliance Direction	RSU-M2	38322	Jan.07, 2017	1 Year
16.	Pre-Amplifier	Agilent	8447D	294A10619	Jan.07, 2017	1 Year
17.	Pre-Amplifier	Rohde&Schwarz	CBLU11835 40-01	3791	Jan.07, 2017	1 Year
18.	50 Coaxial Switch	Anritsu Corp	MP59B	6200237248	Jan.07, 2017	1 Year
19.	50 Coaxial Switch	Anritsu Corp	MP59B	6200506474	Jan.07, 2017	1 Year
20.	RF Coaxial Cable	Schwarzbeck	N-5m	No.1	Jan.07, 2017	1 Year
21.	RF Coaxial Cable	Schwarzbeck	N-1m	No.6	Jan.07, 2017	1 Year
22.	RF Coaxial Cable	Schwarzbeck	N-1m	No.7	Jan.07, 2017	1 Year
23.	RF Coaxial Cable	SUHNER	N-3m	No.8	Jan.07, 2017	1 Year
24.	RF Coaxial Cable	RESENBERGER	N-3.5m	No.9	Jan.07, 2017	1 Year
25.	RF Coaxial Cable	SUHNER	N-6m	No.10	Jan.07, 2017	1 Year
26.	RF Coaxial Cable	RESENBERGER	N-12m	No.11	Jan.07, 2017	1 Year
27.	RF Coaxial Cable	RESENBERGER	N-0.5m	No.12	Jan.07, 2017	1 Year
28.	RF Coaxial Cable	SUHNER	N-2m	No.13	Jan.07, 2017	1 Year
29.	RF Coaxial Cable	SUHNER	N-0.5m	No.15	Jan.07, 2017	1 Year
30.	RF Coaxial Cable	SUHNER	N-2m	No.16	Jan.07, 2017	1 Year
31.	RF Coaxial Cable	RESENBERGER	N-6m	No.17	Jan.07, 2017	1 Year

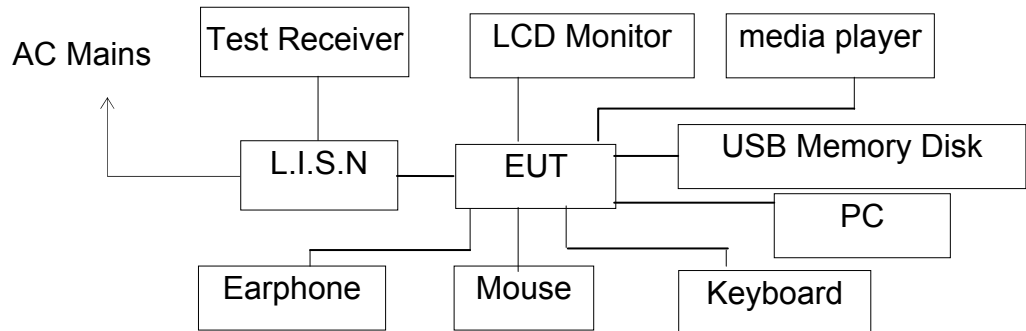


### 3.2. The Equipment Used to Measure Conducted Disturbance (L.I.S.N)

Item	Equipment	Manufacturer	Model No.	Serial No.	Last Cal.	Cal. Interval
1.	Test Receiver	Rohde & Schwarz	ESCS30	100307	Jan.07, 2017	1 Year
2.	Test Receiver	Rohde & Schwarz	ESPI3	100396/003	Jan.07, 2017	1 Year
3.	Test Receiver	Rohde & Schwarz	ESPI3	101526/003	Jan.07, 2017	1 Year
4.	L.I.S.N.	Schwarzbeck	NLSK8126	8126431	Jan.07, 2017	1 Year
5.	L.I.S.N.	Rohde & Schwarz	ESH3-Z5	100305	Jan.07, 2017	1 Year
6.	L.I.S.N.	Rohde & Schwarz	ESH3-Z5	100310	Jan.07, 2017	1 Year
7.	L.I.S.N.	Rohde & Schwarz	ESH3-Z6	100132	Jan.07, 2017	1 Year
8.	Pulse Limiter	Rohde & Schwarz	ESH3-Z2	100305	Jan.07, 2017	1 Year
9.	Pulse Limiter	Rohde & Schwarz	ESH3-Z2	100312	Jan.07, 2017	1 Year
10.	Pulse Limiter	Rohde & Schwarz	ESH3-Z2	100815	Jan.07, 2017	1 Year
11.	50Ω Coaxial Switch	Anritsu Corp	MP59B	6200283936	Jan.07, 2017	1 Year
12.	50Ω Coaxial Switch	Anritsu Corp	MP59B	6200283933	Jan.07, 2017	1 Year
13.	50Ω Coaxial Switch	Anritsu Corp	MP59B	6200506474	Jan.07, 2017	1 Year
14.	VOLTAGE PROBE	Schwarzbeck	TK9416	N/A	Jan.07, 2017	1 Year
15.	RF CURRENT PROBE	Rohde & Schwarz	EZ-17	100048	Jan.07, 2017	1 Year
16.	8-Wire Impedance Stabilisation Network	Schwarzbeck	CAT5 8158	8158-0035	Jan.07, 2017	1 Year
17.	RF Coaxial Cable	SUHNER	N-2m	No.2	Jan.07, 2017	1 Year
18.	RF Coaxial Cable	SUHNER	N-2m	No.3	Jan.07, 2017	1 Year
19.	RF Coaxial Cable	SUHNER	N-2m	No.14	Jan.07, 2017	1 Year

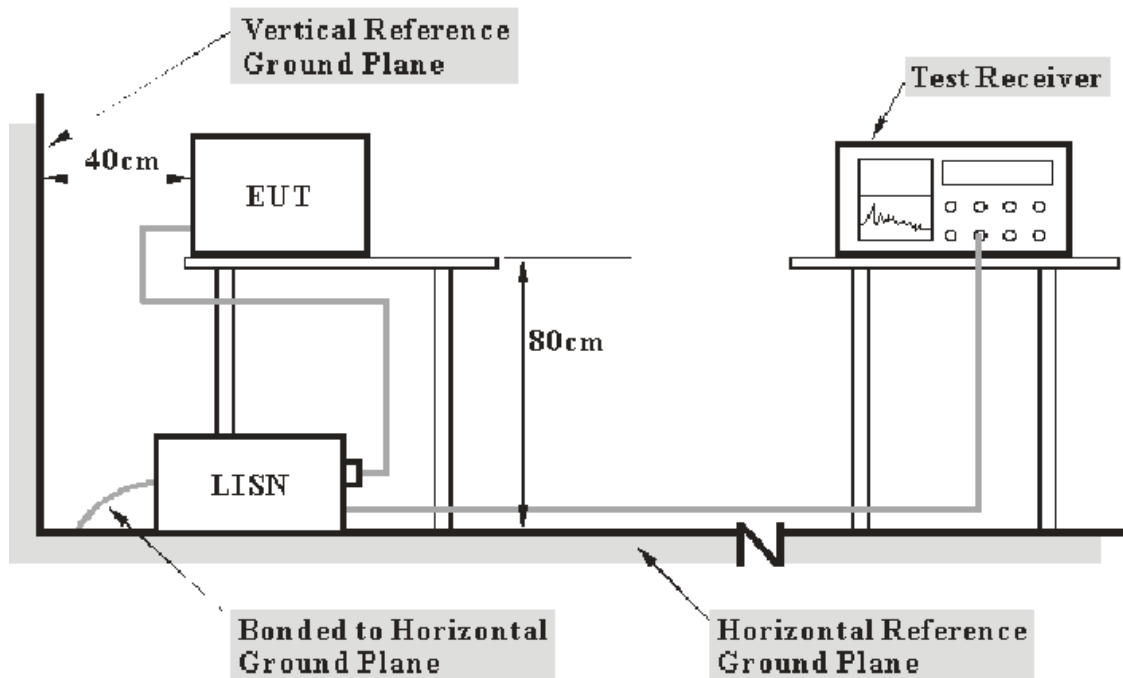
## 4. POWER LINE CONDUCTED MEASUREMENT

### 4.1. Block Diagram of Test Setup



(EUT: Interactive Flat Panel)

### 4.2.EUT Setup



- Note: 1. Support units were connected to second LISN.  
2. Both of LISNs (AMN) 80 cm from EUT and at the least 80 cm from other units and other metal planes support units.

### 4.3. Test mode description

- Test mode 1: USB Playing
- Test mode 2: AV IN
- Test mode 3: VGA IN
- Test mode 4: DP IN
- Test mode 5: HDMI IN
- Test mode 6: Memory Playing

Note: EUT have two USB Playing interfaces, the USB TOUCH port is used to output the touch for external devices connected to PC, Another USB Playing interface is used for system upgrades or service. There is a detailed description of the interface On the fifth page of the user manual.

### 4.4. Power Line Conducted Emission Measurement Limits

Frequency (MHz)	Limit dB(μV)	
	Quasi-peak Level	Average Level
0.15 - 0.50	66.0 – 56.0 *	56.0 – 46.0 *
0.50 - 5.00	56.0	46.0
5.00 - 30.00	60.0	50.0

NOTE1: The lower limit shall apply at the transition frequencies.  
 NOTE2: The limit decreases linearly with the logarithm of the frequency in the range 0.15MHz to 0.50MHz.

### 4.5. Configuration of EUT on Measurement

The following equipments are installed on Power Line Conducted Emission Measurement to meet the commission requirement and operating regulations in a manner, which tends to maximize its emission characteristics in a normal application.

### 4.6. Operating Condition of EUT

- 4.6.1. Setup the EUT and simulator as shown as Section 4.1.
- 4.6.2. Turn on the power of all equipment.
- 4.6.3. Let the EUT work in test mode and measure it.

### 4.7. Measurement Uncertainty

All measurements involve certain levels of uncertainties, especially in field of EMC. The factors contributing to uncertainties are spectrum analyzer, cable loss, and LISN.

The Treatment of Uncertainty in EMC Measurements, the best estimate of the uncertainty of any conducted emissions measurement at ATC is  $\pm 2.23$ dB.

#### 4.8. Test Procedure

The EUT is put on the plane 0.8m high above the ground by insulating support and is connected to the power mains through a line impedance stabilization network (L.I.S.N.). This provides a 50ohm coupling impedance for the EUT system. Please refer the block diagram of the test setup and photographs. Both sides of AC lines are checked to find out the maximum conducted emission. In order to find the maximum emission levels, the relative positions of equipment and all of the interface cables shall be changed according to ANSI C63.4: 2014 on Conducted Emission Measurement.

The bandwidth of test receiver (R & S ESCS30) is set at 9kHz.

The frequency range from 150kHz to 30MHz is checked.

#### 4.9. DATA SAMPLE

Frequency (MHz)	Transducer value (dB)	QuasiPeak Level (dB $\mu$ V)	Average Level (dB $\mu$ V)	QuasiPeak Limit (dB $\mu$ V)	Average Limit (dB $\mu$ V)	QuasiPeak Margin (dB)	Average Margin (dB)	Remark (Pass/Fail)
X.XX	10.8	44.6	33.6	56.0	46.0	11.4	12.4	Pass

Frequency(MHz) = Emission frequency in MHz

Transducer value(dB) = Insertion loss of LISN + Cable Loss

Level(dB $\mu$ V) = Quasi-peak Reading/Average Reading + Transducer value

Limit (dB $\mu$ V) = Limit stated in standard

Margin = Limit (dB $\mu$ V) - Level (dB $\mu$ V)

Calculation Formula:

Margin = Limit (dB $\mu$ V) - Level (dB $\mu$ V)

#### 4.10. Power Line Conducted Emission Measurement Results

**PASS.**

The frequency range from 150kHz to 30MHz is checked.

Maximizing procedure was performed on the six (6) highest emissions of the EUT. Emissions attenuated more than 20 dB below the permissible value are not reported.

All data was recorded in the Quasi-peak and average detection mode.

The spectral diagrams are attached as below.

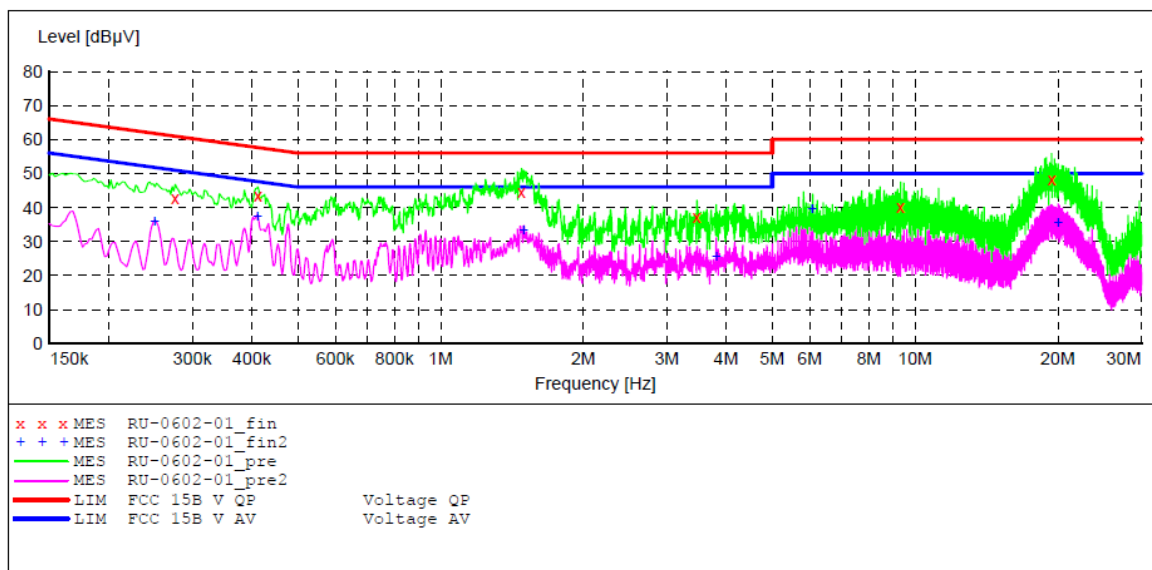
**ACCURATE TECHNOLOGY CO., LTD**

**CONDUCTED EMISSION STANDARD FCC PART15B**

EUT: Interactive Flat Panel M/N:ST-860U  
 Manufacturer: Recordex USA, Inc.  
 Operating Condition: USB PLAY  
 Test Site: 2#Shielding Room  
 Operator: DING  
 Test Specification: L 240V/60Hz  
 Comment: Report NO.:ATE20170899  
 Start of Test: 2017-6-2 / 17:47:15

**SCAN TABLE: "V 150K-30MHz fin"**

Short Description: \_SUB\_STD\_VTERM2 1.70  
 Start Stop Step Detector Meas. IF Transducer  
 Frequency Frequency Width Time Bandw.  
 150.0 kHz 30.0 MHz 4.5 kHz QuasiPeak 1.0 s 9 kHz NSLK8126 2008  
 Average



**MEASUREMENT RESULT: "RU-0602-01\_fin"**

2017-6-2 17:48

Frequency MHz	Level dBµV	Transd dB	Limit dBµV	Margin dB	Detector	Line	PE
0.276000	42.90	10.5	61	18.0	QP	L1	GND
0.412000	43.60	10.6	58	14.0	QP	L1	GND
1.482000	44.60	10.8	56	11.4	QP	L1	GND
3.470000	37.20	11.0	56	18.8	QP	L1	GND
9.315000	40.20	11.2	60	19.8	QP	L1	GND
19.390000	48.20	11.3	60	11.8	QP	L1	GND

**MEASUREMENT RESULT: "RU-0602-01\_fin2"**

2017-6-2 17:48

Frequency MHz	Level dBµV	Transd dB	Limit dBµV	Margin dB	Detector	Line	PE
0.250000	36.20	10.5	52	15.6	AV	L1	GND
0.412000	37.60	10.6	48	10.0	AV	L1	GND
1.498000	33.60	10.8	46	12.4	AV	L1	GND
3.810000	25.80	11.0	46	20.2	AV	L1	GND
6.085000	39.80	11.1	50	10.2	AV	L1	GND
20.015000	35.90	11.3	50	14.1	AV	L1	GND

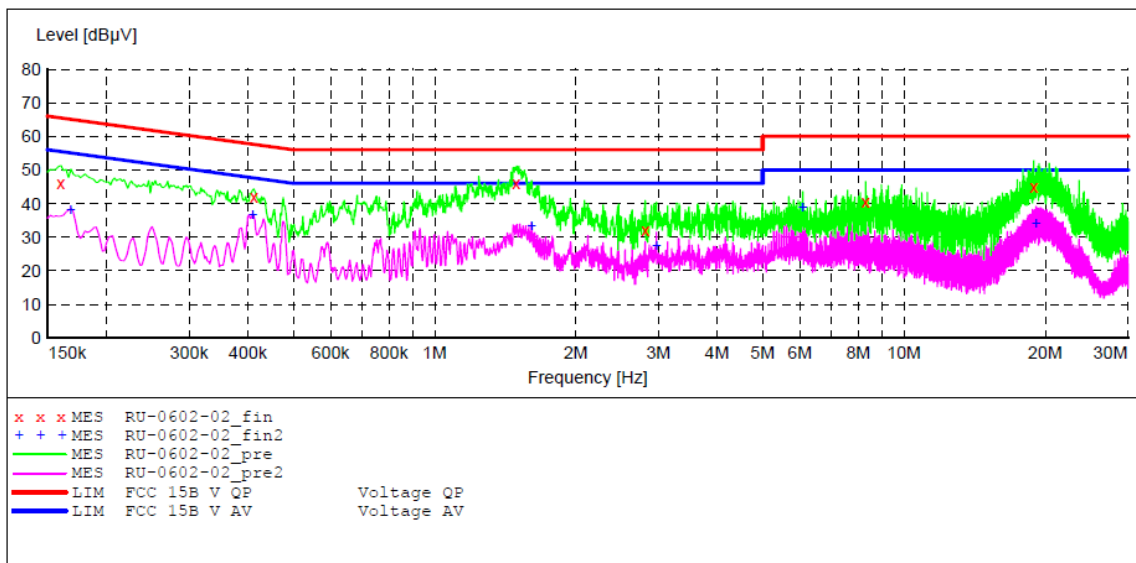
**ACCURATE TECHNOLOGY CO., LTD**

**CONDUCTED EMISSION STANDARD FCC PART15B**

EUT: Interactive Flat Panel M/N:ST-860U  
 Manufacturer: Recordex USA, Inc.  
 Operating Condition: USB PLAY  
 Test Site: 2#Shielding Room  
 Operator: DING  
 Test Specification: N 240V/60Hz  
 Comment: Report NO.:ATE20170899  
 Start of Test: 2017-6-2 / 17:50:20

**SCAN TABLE: "V 150K-30MHZ fin"**

Short Description: \_SUB\_STD\_VTERM2 1.70  
 Start Stop Step Detector Meas. IF Transducer  
 Frequency Frequency Width Time Bandw.  
 150.0 kHz 30.0 MHz 4.5 kHz QuasiPeak 1.0 s 9 kHz NSLK8126 2008  
 Average



**MEASUREMENT RESULT: "RU-0602-02\_fin"**

2017-6-2 17:51

Frequency MHz	Level dBµV	Transd dB	Limit dBµV	Margin dB	Detector	Line	PE
0.160000	46.00	10.4	66	19.5	QP	N	GND
0.412000	41.90	10.6	58	15.7	QP	N	GND
1.494000	46.10	10.8	56	9.9	QP	N	GND
2.810000	32.20	11.0	56	23.8	QP	N	GND
8.285000	40.70	11.2	60	19.3	QP	N	GND
18.895000	44.90	11.3	60	15.1	QP	N	GND

**MEASUREMENT RESULT: "RU-0602-02\_fin2"**

2017-6-2 17:51

Frequency MHz	Level dBµV	Transd dB	Limit dBµV	Margin dB	Detector	Line	PE
0.168000	38.30	10.4	55	16.8	AV	N	GND
0.410000	37.00	10.6	48	10.6	AV	N	GND
1.610000	33.40	10.9	46	12.6	AV	N	GND
2.970000	27.60	11.0	46	18.4	AV	N	GND
6.090000	38.90	11.1	50	11.1	AV	N	GND
19.115000	34.40	11.3	50	15.6	AV	N	GND

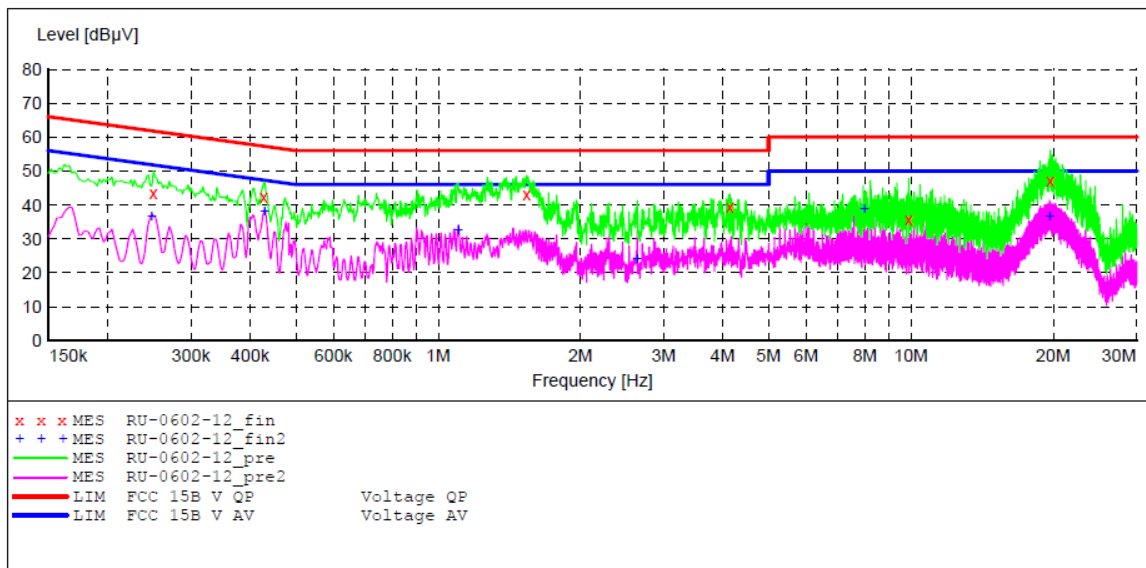
**ACCURATE TECHNOLOGY CO., LTD**

**CONDUCTED EMISSION STANDARD FCC PART15B**

EUT: Interactive Flat Panel M/N:ST-860U  
 Manufacturer: Recordex USA, Inc.  
 Operating Condition: DP IN  
 Test Site: 2#Shielding Room  
 Operator: DING  
 Test Specification: L 240V/60Hz  
 Comment: Report NO.:ATE20170899  
 Start of Test: 2017-6-2 / 18:54:00

**SCAN TABLE: "V 150K-30MHz fin"**

Short Description: \_SUB\_STD\_VTERM2 1.70  
 Start Stop Step Detector Meas. IF Transducer  
 Frequency Frequency Width Time Bandw.  
 150.0 kHz 30.0 MHz 4.5 kHz QuasiPeak 1.0 s 9 kHz NSLK8126 2008  
 Average



**MEASUREMENT RESULT: "RU-0602-12\_fin"**

2017-6-2 18:56

Frequency MHz	Level dBµV	Transd dB	Limit dBµV	Margin dB	Detector	Line	PE
0.250000	43.50	10.5	62	18.3	QP	L1	GND
0.428000	42.30	10.6	57	15.0	QP	L1	GND
1.538000	43.20	10.8	56	12.8	QP	L1	GND
4.140000	39.60	11.0	56	16.4	QP	L1	GND
9.890000	35.60	11.2	60	24.4	QP	L1	GND
19.730000	47.20	11.3	60	12.8	QP	L1	GND

**MEASUREMENT RESULT: "RU-0602-12\_fin2"**

2017-6-2 18:56

Frequency MHz	Level dBµV	Transd dB	Limit dBµV	Margin dB	Detector	Line	PE
0.248000	36.80	10.5	52	15.0	AV	L1	GND
0.430000	38.30	10.6	47	9.0	AV	L1	GND
1.104000	32.70	10.8	46	13.3	AV	L1	GND
2.635000	24.50	10.9	46	21.5	AV	L1	GND
7.980000	39.20	11.2	50	10.8	AV	L1	GND
19.640000	37.00	11.3	50	13.0	AV	L1	GND

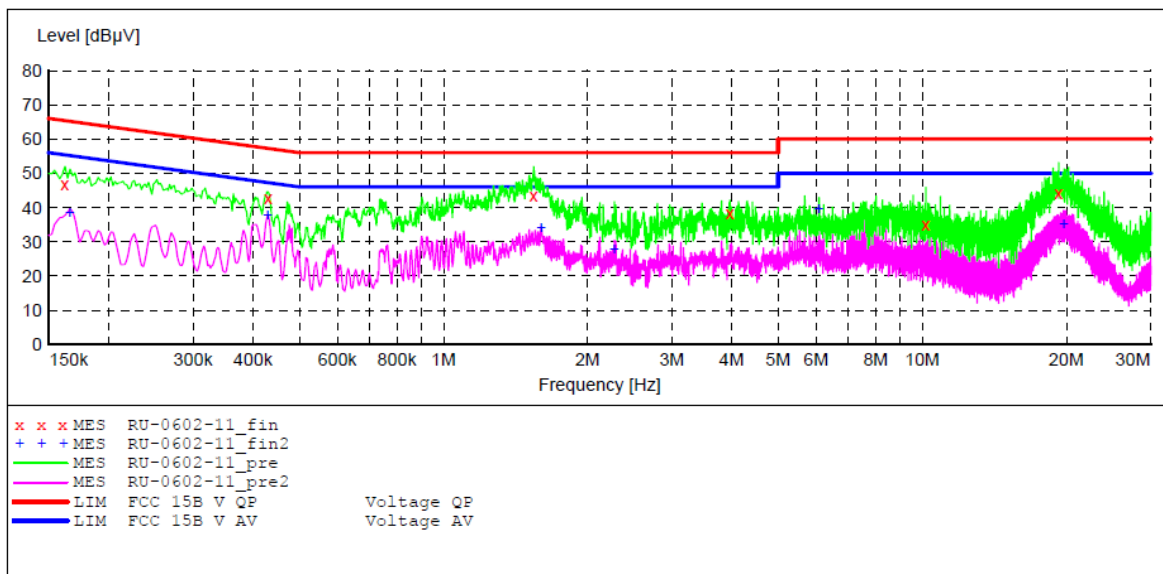
**ACCURATE TECHNOLOGY CO., LTD**

**CONDUCTED EMISSION STANDARD FCC PART15B**

EUT: Interactive Flat Panel M/N:ST-860U  
 Manufacturer: Recordex USA, Inc.  
 Operating Condition: DP IN  
 Test Site: 2#Shielding Room  
 Operator: DING  
 Test Specification: N 240V/60Hz  
 Comment: Report NO.:ATE20170899  
 Start of Test: 2017-6-2 / 18:50:59

**SCAN TABLE: "V 150K-30MHz fin"**

Short Description: \_SUB\_STD\_VTERM2 1.70  
 Start Stop Step Detector Meas. IF Transducer  
 Frequency Frequency Width Time Bandw.  
 150.0 kHz 30.0 MHz 4.5 kHz QuasiPeak 1.0 s 9 kHz NSLK8126 2008  
 Average



**MEASUREMENT RESULT: "RU-0602-11\_fin"**

2017-6-2 18:52

Frequency MHz	Level dBµV	Transd dB	Limit dBµV	Margin dB	Detector	Line	PE
0.162000	46.70	10.4	65	18.7	QP	N	GND
0.430000	42.70	10.6	57	14.6	QP	N	GND
1.542000	43.60	10.8	56	12.4	QP	N	GND
3.965000	38.20	11.0	56	17.8	QP	N	GND
10.170000	35.10	11.2	60	24.9	QP	N	GND
19.255000	44.40	11.3	60	15.6	QP	N	GND

**MEASUREMENT RESULT: "RU-0602-11\_fin2"**

2017-6-2 18:52

Frequency MHz	Level dBµV	Transd dB	Limit dBµV	Margin dB	Detector	Line	PE
0.166000	38.80	10.4	55	16.4	AV	N	GND
0.430000	38.10	10.6	47	9.2	AV	N	GND
1.600000	34.10	10.9	46	11.9	AV	N	GND
2.275000	28.20	10.9	46	17.8	AV	N	GND
6.085000	40.00	11.1	50	10.0	AV	N	GND
19.715000	35.40	11.3	50	14.6	AV	N	GND



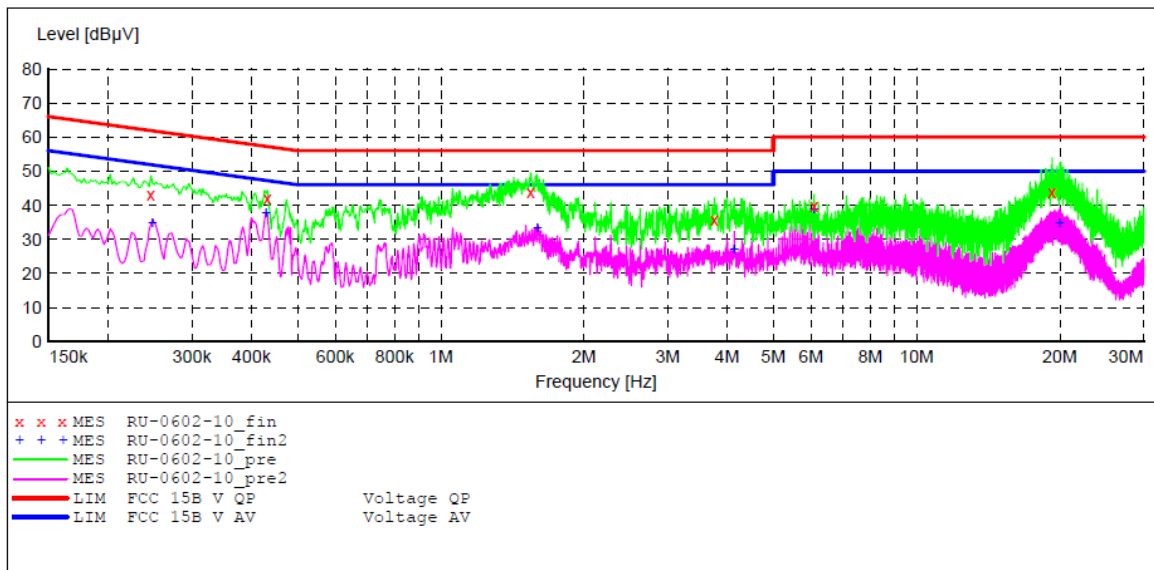
**ACCURATE TECHNOLOGY CO., LTD**

**CONDUCTED EMISSION STANDARD FCC PART15B**

EUT: Interactive Flat Panel M/N:ST-860U  
 Manufacturer: Recordex USA, Inc.  
 Operating Condition: AV IN  
 Test Site: 2#Shielding Room  
 Operator: DING  
 Test Specification: N 240V/60Hz  
 Comment: Report NO.:ATE20170899  
 Start of Test: 2017-6-2 / 18:46:44

**SCAN TABLE: "V 150K-30MHz fin"**

Short Description: \_SUB\_STD\_VTERM2 1.70  
 Start Stop Step Detector Meas. IF Transducer  
 Frequency Frequency Width Time Bandw.  
 150.0 kHz 30.0 MHz 4.5 kHz QuasiPeak 1.0 s 9 kHz NSLK8126 2008  
 Average



**MEASUREMENT RESULT: "RU-0602-10\_fin"**

2017-6-2 18:49

Frequency MHz	Level dBµV	Transd dB	Limit dBµV	Margin dB	Detector	Line	PE
0.246000	43.30	10.5	62	18.6	QP	N	GND
0.432000	42.20	10.6	57	15.0	QP	N	GND
1.546000	44.00	10.8	56	12.0	QP	N	GND
3.760000	35.60	11.0	56	20.4	QP	N	GND
6.090000	39.90	11.1	60	20.1	QP	N	GND
19.265000	43.90	11.3	60	16.1	QP	N	GND

**MEASUREMENT RESULT: "RU-0602-10\_fin2"**

2017-6-2 18:49

Frequency MHz	Level dBµV	Transd dB	Limit dBµV	Margin dB	Detector	Line	PE
0.248000	35.00	10.5	52	16.8	AV	N	GND
0.430000	38.00	10.6	47	9.3	AV	N	GND
1.598000	33.40	10.9	46	12.6	AV	N	GND
4.140000	27.30	11.0	46	18.7	AV	N	GND
6.090000	39.10	11.1	50	10.9	AV	N	GND
19.980000	34.90	11.3	50	15.1	AV	N	GND

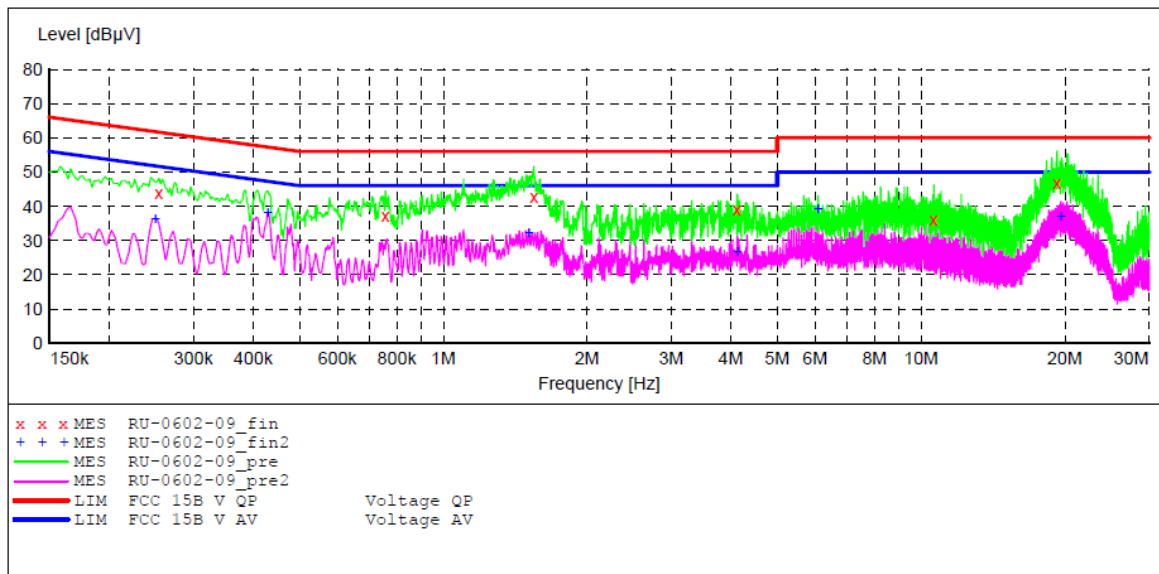
**ACCURATE TECHNOLOGY CO., LTD**

**CONDUCTED EMISSION STANDARD FCC PART15B**

EUT: Interactive Flat Panel M/N:ST-860U  
 Manufacturer: Recordex USA, Inc.  
 Operating Condition: AV IN  
 Test Site: 2#Shielding Room  
 Operator: DING  
 Test Specification: L 240V/60Hz  
 Comment: Report NO.:ATE20170899  
 Start of Test: 2017-6-2 / 18:39:36

**SCAN TABLE: "V 150K-30MHZ fin"**

Short Description: \_SUB\_STD\_VTERM2 1.70  
 Start Stop Step Detector Meas. IF Transducer  
 Frequency Frequency Width Time Bandw.  
 150.0 kHz 30.0 MHz 4.5 kHz QuasiPeak 1.0 s 9 kHz NSLK8126 2008  
 Average



**MEASUREMENT RESULT: "RU-0602-09\_fin"**

2017-6-2 18:45

Frequency MHz	Level dBµV	Transd dB	Limit dBµV	Margin dB	Detector	Line	PE
0.254000	43.80	10.5	62	17.8	QP	L1	GND
0.756000	37.20	10.7	56	18.8	QP	L1	GND
1.548000	42.70	10.8	56	13.3	QP	L1	GND
4.120000	38.90	11.0	56	17.1	QP	L1	GND
10.630000	36.10	11.2	60	23.9	QP	L1	GND
19.245000	46.80	11.3	60	13.2	QP	L1	GND

**MEASUREMENT RESULT: "RU-0602-09\_fin2"**

2017-6-2 18:45

Frequency MHz	Level dBµV	Transd dB	Limit dBµV	Margin dB	Detector	Line	PE
0.250000	36.60	10.5	52	15.2	AV	L1	GND
0.430000	38.20	10.6	47	9.1	AV	L1	GND
1.510000	32.30	10.8	46	13.7	AV	L1	GND
4.125000	27.10	11.0	46	18.9	AV	L1	GND
6.090000	39.40	11.1	50	10.6	AV	L1	GND
19.620000	37.20	11.3	50	12.8	AV	L1	GND

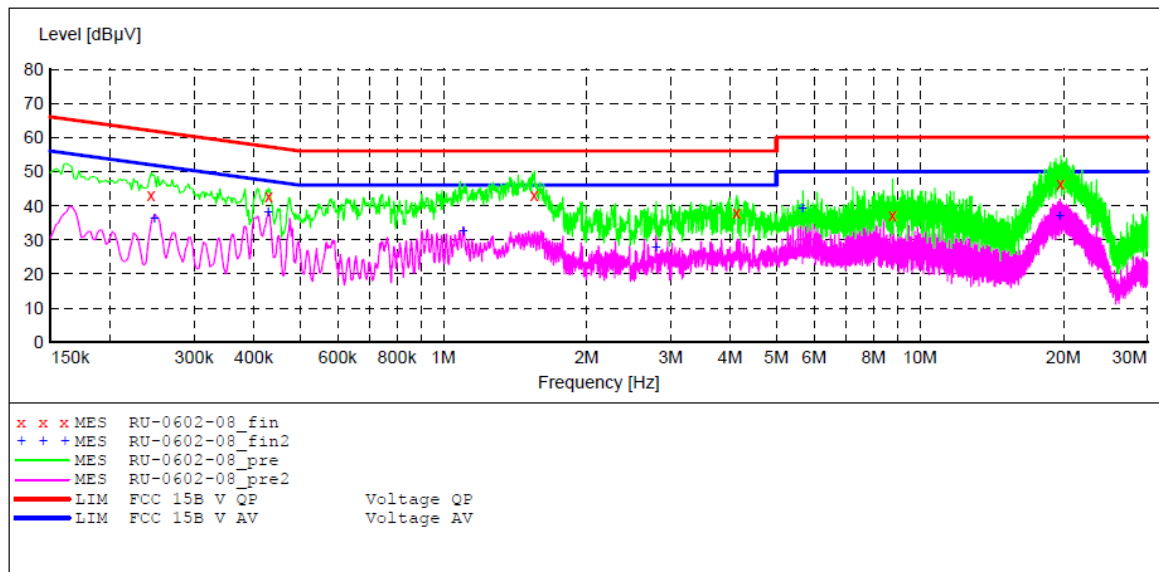
**ACCURATE TECHNOLOGY CO., LTD**

**CONDUCTED EMISSION STANDARD FCC PART15B**

EUT: Interactive Flat Panel M/N:ST-860U  
 Manufacturer: Recordex USA, Inc.  
 Operating Condition: HDMI IN  
 Test Site: 2#Shielding Room  
 Operator: DING  
 Test Specification: L 240V/60Hz  
 Comment: Report NO.:ATE20170899  
 Start of Test: 2017-6-2 / 18:34:45

**SCAN TABLE: "V 150K-30MHz fin"**

Short Description: \_SUB\_STD\_VTERM2 1.70  
 Start Stop Step Detector Meas. IF Transducer  
 Frequency Frequency Width Time Bandw.  
 150.0 kHz 30.0 MHz 4.5 kHz QuasiPeak 1.0 s 9 kHz NSLK8126 2008  
 Average



**MEASUREMENT RESULT: "RU-0602-08\_fin"**

2017-6-2 18:37

Frequency MHz	Level dBµV	Transd dB	Limit dBµV	Margin dB	Detector	Line	PE
0.244000	43.30	10.5	62	18.7	QP	L1	GND
0.430000	42.60	10.6	57	14.7	QP	L1	GND
1.552000	43.00	10.8	56	13.0	QP	L1	GND
4.130000	37.90	11.0	56	18.1	QP	L1	GND
8.765000	37.40	11.2	60	22.6	QP	L1	GND
19.755000	46.60	11.3	60	13.4	QP	L1	GND

**MEASUREMENT RESULT: "RU-0602-08\_fin2"**

2017-6-2 18:37

Frequency MHz	Level dBµV	Transd dB	Limit dBµV	Margin dB	Detector	Line	PE
0.248000	36.60	10.5	52	15.2	AV	L1	GND
0.430000	38.20	10.6	47	9.1	AV	L1	GND
1.102000	33.00	10.8	46	13.0	AV	L1	GND
2.795000	27.90	11.0	46	18.1	AV	L1	GND
5.680000	39.30	11.1	50	10.7	AV	L1	GND
19.655000	37.40	11.3	50	12.6	AV	L1	GND

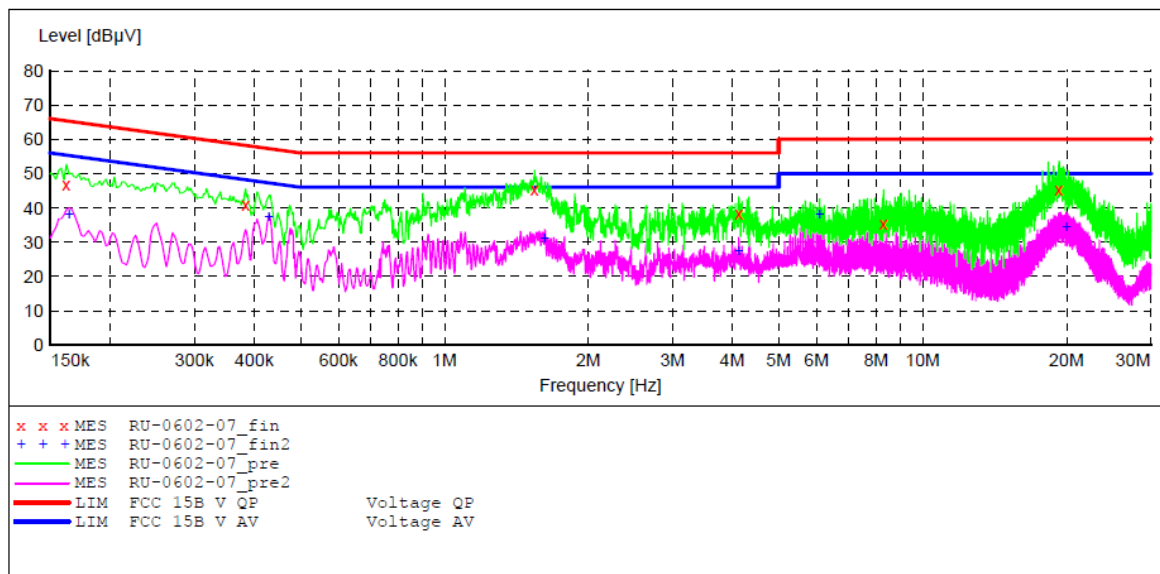
**ACCURATE TECHNOLOGY CO., LTD**

**CONDUCTED EMISSION STANDARD FCC PART15B**

EUT: Interactive Flat Panel M/N:ST-860U  
 Manufacturer: Recordex USA, Inc.  
 Operating Condition: HDMI IN  
 Test Site: 2#Shielding Room  
 Operator: DING  
 Test Specification: N 240V/60Hz  
 Comment: Report NO.:ATE20170899  
 Start of Test: 2017-6-2 / 18:31:36

**SCAN TABLE: "V 150K-30MHz fin"**

Short Description: \_SUB\_STD\_VTERM2 1.70  
 Start Stop Step Detector Meas. IF Transducer  
 Frequency Frequency Width Time Bandw.  
 150.0 kHz 30.0 MHz 4.5 kHz QuasiPeak 1.0 s 9 kHz NSLK8126 2008  
 Average



**MEASUREMENT RESULT: "RU-0602-07\_fin"**

2017-6-2 18:33

Frequency MHz	Level dBµV	Transd dB	Limit dBµV	Margin dB	Detector	Line	PE
0.162000	47.00	10.4	65	18.4	QP	N	GND
0.384000	40.80	10.6	58	17.4	QP	N	GND
1.544000	45.30	10.8	56	10.7	QP	N	GND
4.125000	38.30	11.0	56	17.7	QP	N	GND
8.285000	35.30	11.2	60	24.7	QP	N	GND
19.275000	45.50	11.3	60	14.5	QP	N	GND

**MEASUREMENT RESULT: "RU-0602-07\_fin2"**

2017-6-2 18:33

Frequency MHz	Level dBµV	Transd dB	Limit dBµV	Margin dB	Detector	Line	PE
0.164000	38.40	10.4	55	16.9	AV	N	GND
0.430000	37.80	10.6	47	9.5	AV	N	GND
1.620000	31.20	10.9	46	14.8	AV	N	GND
4.125000	27.60	11.0	46	18.4	AV	N	GND
6.090000	38.50	11.1	50	11.5	AV	N	GND
19.955000	34.60	11.3	50	15.4	AV	N	GND

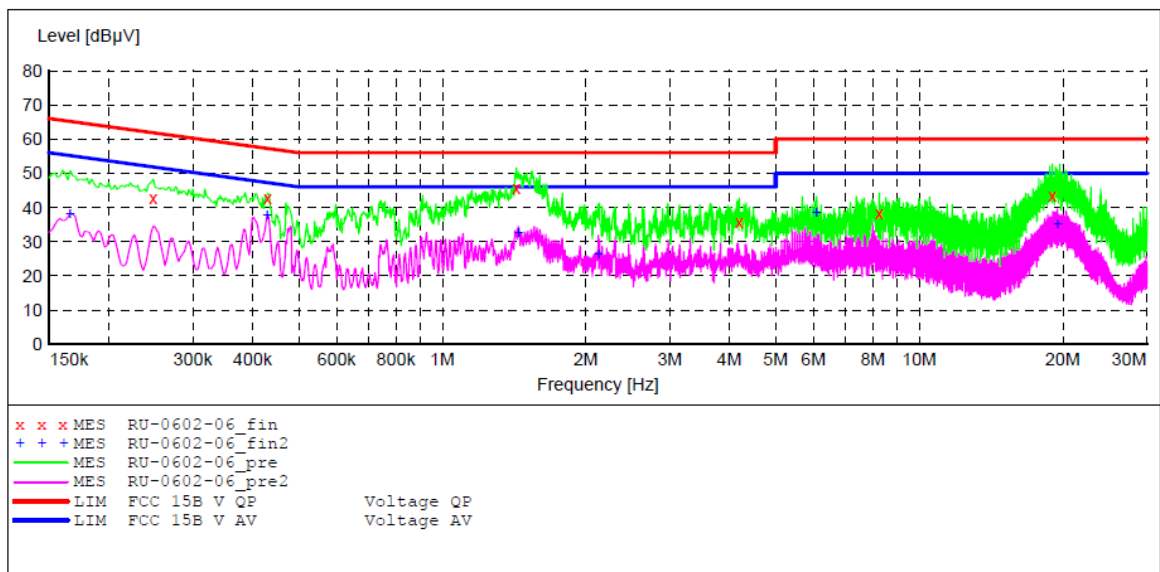
**ACCURATE TECHNOLOGY CO., LTD**

**CONDUCTED EMISSION STANDARD FCC PART15B**

EUT: Interactive Flat Panel M/N:ST-860U  
 Manufacturer: Recordex USA, Inc.  
 Operating Condition: VGA IN  
 Test Site: 2#Shielding Room  
 Operator: DING  
 Test Specification: N 240V/60Hz  
 Comment: Report NO.:ATE20170899  
 Start of Test: 2017-6-2 / 18:27:25

**SCAN TABLE: "V 150K-30MHz fin"**

Short Description: \_SUB\_STD\_VTERM2 1.70  
 Start Stop Step Detector Meas. IF Transducer  
 Frequency Frequency Width Time Bandw.  
 150.0 kHz 30.0 MHz 4.5 kHz QuasiPeak 1.0 s 9 kHz NSLK8126 2008  
 Average



**MEASUREMENT RESULT: "RU-0602-06\_fin"**

2017-6-2 18:29

Frequency MHz	Level dBµV	Transd dB	Limit dBµV	Margin dB	Detector	Line	PE
0.248000	42.60	10.5	62	19.2	QP	N	GND
0.430000	42.70	10.6	57	14.6	QP	N	GND
1.430000	45.70	10.8	56	10.3	QP	N	GND
4.190000	35.90	11.0	56	20.1	QP	N	GND
8.240000	38.40	11.2	60	21.6	QP	N	GND
19.010000	43.60	11.3	60	16.4	QP	N	GND

**MEASUREMENT RESULT: "RU-0602-06\_fin2"**

2017-6-2 18:29

Frequency MHz	Level dBµV	Transd dB	Limit dBµV	Margin dB	Detector	Line	PE
0.166000	38.40	10.4	55	16.8	AV	N	GND
0.430000	38.00	10.6	47	9.3	AV	N	GND
1.444000	32.70	10.8	46	13.3	AV	N	GND
2.125000	26.60	10.9	46	19.4	AV	N	GND
6.090000	38.70	11.1	50	11.3	AV	N	GND
19.465000	35.30	11.3	50	14.7	AV	N	GND

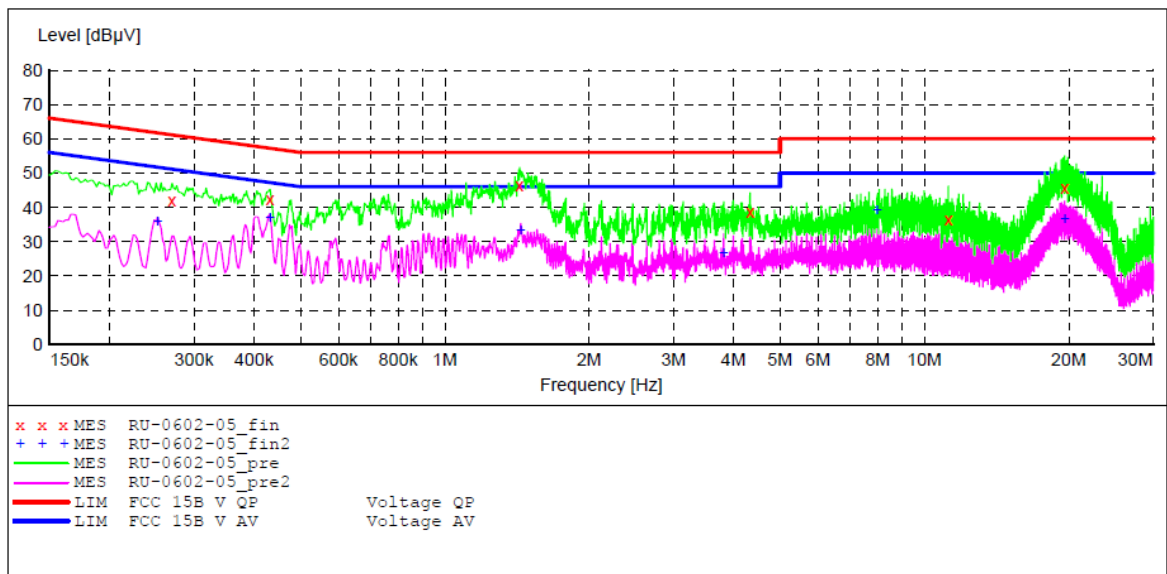
**ACCURATE TECHNOLOGY CO., LTD**

**CONDUCTED EMISSION STANDARD FCC PART15B**

EUT: Interactive Flat Panel M/N:ST-860U  
 Manufacturer: Recordex USA, Inc.  
 Operating Condition: VGA IN  
 Test Site: 2#Shielding Room  
 Operator: DING  
 Test Specification: L 240V/60Hz  
 Comment: Report NO.:ATE20170899  
 Start of Test: 2017-6-2 / 18:23:55

**SCAN TABLE: "V 150K-30MHz fin"**

Short Description: \_SUB\_STD\_VTERM2 1.70  
 Start Stop Step Detector Meas. IF Transducer  
 Frequency Frequency Width Time Bandw.  
 150.0 kHz 30.0 MHz 4.5 kHz QuasiPeak 1.0 s 9 kHz NSLK8126 2008  
 Average



**MEASUREMENT RESULT: "RU-0602-05\_fin"**

2017-6-2 18:25

Frequency MHz	Level dBµV	Transd dB	Limit dBµV	Margin dB	Detector	Line	PE
0.270000	42.10	10.5	61	19.0	QP	L1	GND
0.432000	42.40	10.6	57	14.8	QP	L1	GND
1.432000	46.40	10.8	56	9.6	QP	L1	GND
4.330000	38.70	11.0	56	17.3	QP	L1	GND
11.215000	36.70	11.2	60	23.3	QP	L1	GND
19.600000	45.70	11.3	60	14.3	QP	L1	GND

**MEASUREMENT RESULT: "RU-0602-05\_fin2"**

2017-6-2 18:25

Frequency MHz	Level dBµV	Transd dB	Limit dBµV	Margin dB	Detector	Line	PE
0.252000	36.30	10.5	52	15.4	AV	L1	GND
0.432000	37.30	10.6	47	9.9	AV	L1	GND
1.440000	33.60	10.8	46	12.4	AV	L1	GND
3.815000	26.90	11.0	46	19.1	AV	L1	GND
7.980000	39.30	11.2	50	10.7	AV	L1	GND
19.600000	36.80	11.3	50	13.2	AV	L1	GND

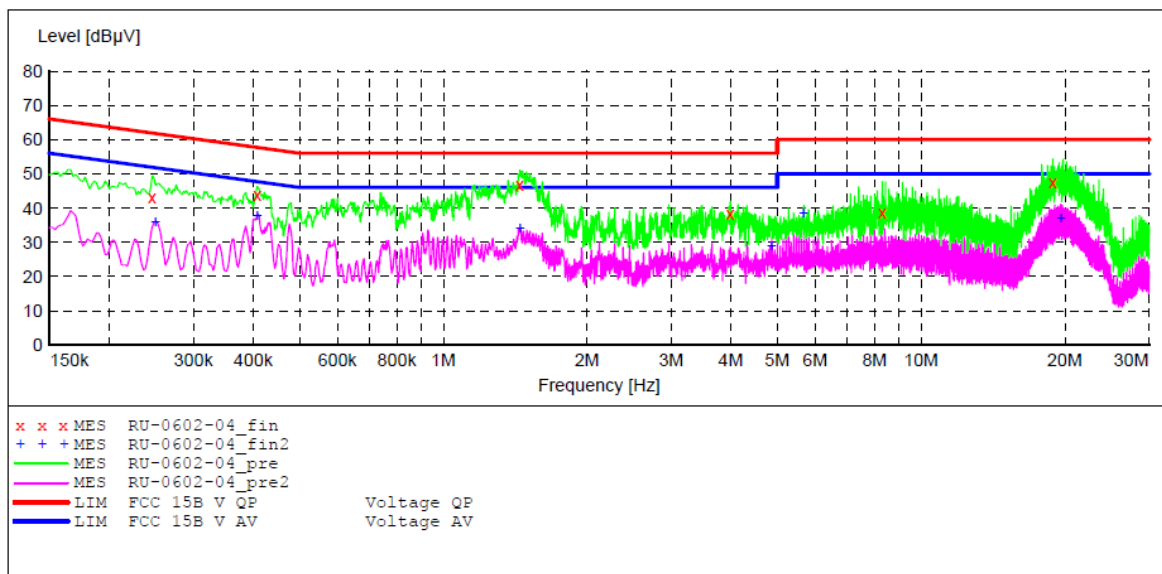
**ACCURATE TECHNOLOGY CO., LTD**

**CONDUCTED EMISSION STANDARD FCC PART15B**

EUT: Interactive Flat Panel M/N:ST-860U  
 Manufacturer: Recordex USA, Inc.  
 Operating Condition: Mmemory Play  
 Test Site: 2#Shielding Room  
 Operator: DING  
 Test Specification: L 240V/60Hz  
 Comment: Report NO.:ATE20170899  
 Start of Test: 2017-6-2 / 17:55:47

**SCAN TABLE: "V 150K-30MHz fin"**

Short Description: \_SUB\_STD\_VTERM2 1.70  
 Start Stop Step Detector Meas. IF Transducer  
 Frequency Frequency Width Time Bandw.  
 150.0 kHz 30.0 MHz 4.5 kHz QuasiPeak 1.0 s 9 kHz NSLK8126 2008  
 Average



**MEASUREMENT RESULT: "RU-0602-04\_fin"**

2017-6-2 17:57

Frequency MHz	Level dBµV	Transd dB	Limit dBµV	Margin dB	Detector	Line	PE
0.246000	43.00	10.5	62	18.9	QP	L1	GND
0.408000	43.90	10.6	58	13.8	QP	L1	GND
1.446000	46.90	10.8	56	9.1	QP	L1	GND
3.985000	38.30	11.0	56	17.7	QP	L1	GND
8.295000	38.70	11.2	60	21.3	QP	L1	GND
18.860000	47.70	11.3	60	12.3	QP	L1	GND

**MEASUREMENT RESULT: "RU-0602-04\_fin2"**

2017-6-2 17:57

Frequency MHz	Level dBµV	Transd dB	Limit dBµV	Margin dB	Detector	Line	PE
0.250000	36.30	10.5	52	15.5	AV	L1	GND
0.408000	38.00	10.6	48	9.7	AV	L1	GND
1.450000	34.20	10.8	46	11.8	AV	L1	GND
4.870000	29.10	11.1	46	16.9	AV	L1	GND
5.680000	38.80	11.1	50	11.2	AV	L1	GND
19.595000	37.30	11.3	50	12.7	AV	L1	GND

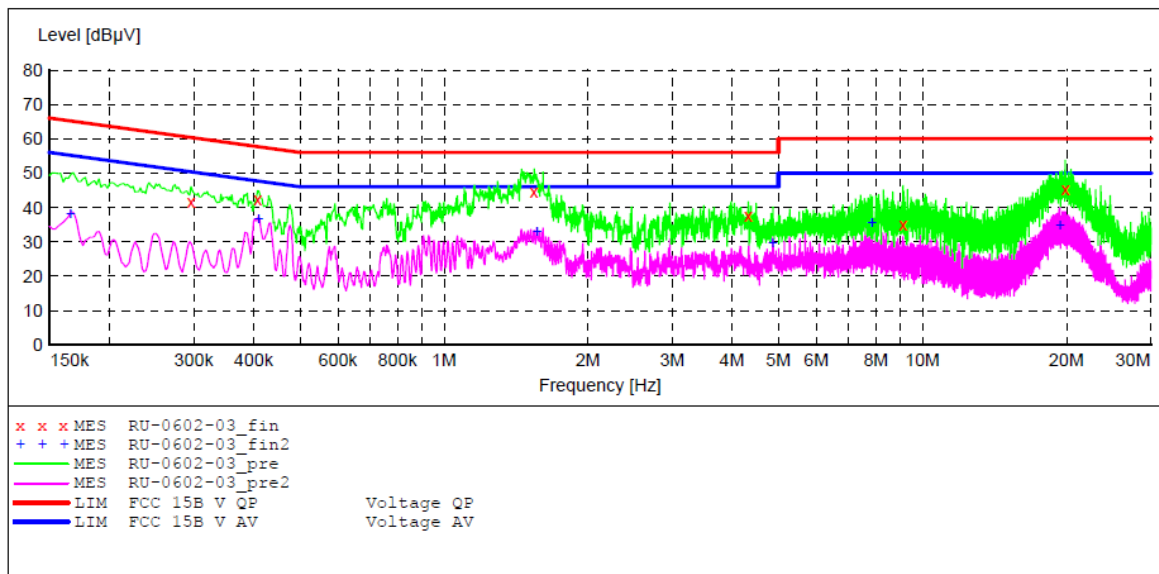
**ACCURATE TECHNOLOGY CO., LTD**

**CONDUCTED EMISSION STANDARD FCC PART15B**

EUT: Interactive Flat Panel M/N:ST-860U  
 Manufacturer: Recordex USA, Inc.  
 Operating Condition: Mmemory Play  
 Test Site: 2#Shielding Room  
 Operator: DING  
 Test Specification: N 240V/60Hz  
 Comment: Report NO.:ATE20170899  
 Start of Test: 2017-6-2 / 17:52:47

**SCAN TABLE: "V 150K-30MHz fin"**

Short Description: \_SUB\_STD\_VTERM2 1.70  
 Start Stop Step Detector Meas. IF Transducer  
 Frequency Frequency Width Time Bandw.  
 150.0 kHz 30.0 MHz 4.5 kHz QuasiPeak 1.0 s 9 kHz NSLK8126 2008  
 Average



**MEASUREMENT RESULT: "RU-0602-03\_fin"**

2017-6-2 17:54

Frequency MHz	Level dBµV	Transd dB	Limit dBµV	Margin dB	Detector	Line	PE
0.296000	41.50	10.5	60	18.9	QP	N	GND
0.408000	42.30	10.6	58	15.4	QP	N	GND
1.544000	44.60	10.8	56	11.4	QP	N	GND
4.325000	37.60	11.0	56	18.4	QP	N	GND
9.110000	34.90	11.2	60	25.1	QP	N	GND
19.870000	45.20	11.3	60	14.8	QP	N	GND

**MEASUREMENT RESULT: "RU-0602-03\_fin2"**

2017-6-2 17:54

Frequency MHz	Level dBµV	Transd dB	Limit dBµV	Margin dB	Detector	Line	PE
0.166000	38.40	10.4	55	16.8	AV	N	GND
0.410000	36.90	10.6	48	10.7	AV	N	GND
1.564000	33.20	10.8	46	12.8	AV	N	GND
4.870000	29.90	11.1	46	16.1	AV	N	GND
7.845000	35.80	11.1	50	14.2	AV	N	GND
19.370000	35.10	11.3	50	14.9	AV	N	GND



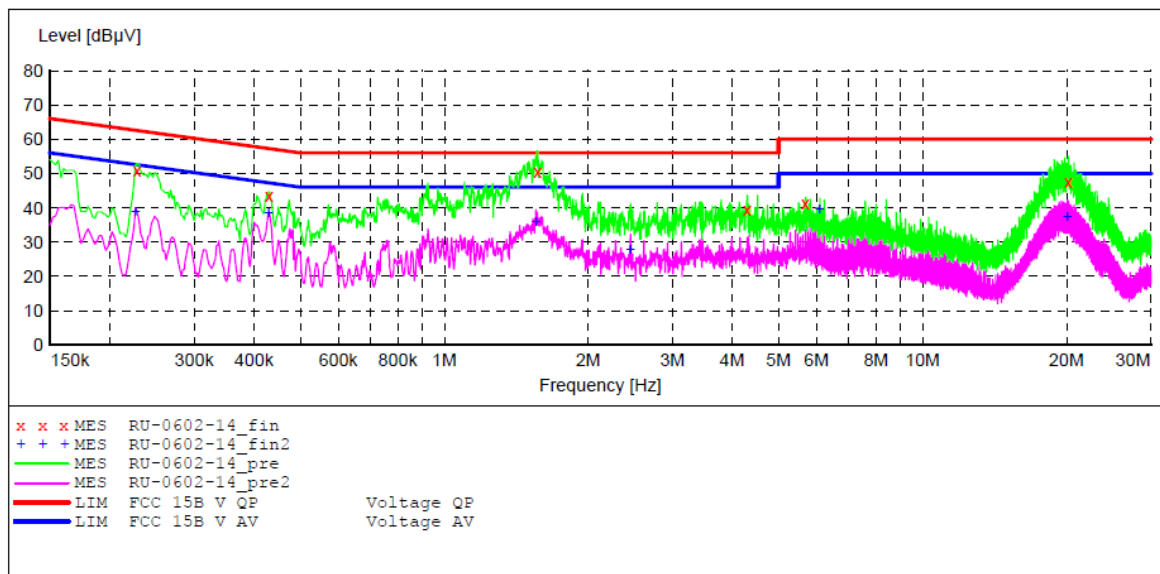
**ACCURATE TECHNOLOGY CO., LTD**

**CONDUCTED EMISSION STANDARD FCC PART15B**

EUT: Interactive Flat Panel M/N:ST-860U  
 Manufacturer: Recordex USA, Inc.  
 Operating Condition: DP IN  
 Test Site: 2#Shielding Room  
 Operator: DING  
 Test Specification: N 120V/60Hz  
 Comment: Report NO.:ATE20170899  
 Start of Test: 2017-6-2 / 19:03:45

**SCAN TABLE: "V 150K-30MHz fin"**

Short Description: \_SUB\_STD\_VTERM2 1.70  
 Start Stop Step Detector Meas. IF Transducer  
 Frequency Frequency Width Time Bandw.  
 150.0 kHz 30.0 MHz 4.5 kHz QuasiPeak 1.0 s 9 kHz NSLK8126 2008  
 Average



**MEASUREMENT RESULT: "RU-0602-14\_fin"**

2017-6-2 19:08

Frequency MHz	Level dBµV	Transd dB	Limit dBµV	Margin dB	Detector	Line	PE
0.228000	50.80	10.5	63	11.7	QP	N	GND
0.430000	43.60	10.6	57	13.7	QP	N	GND
1.566000	50.30	10.8	56	5.7	QP	N	GND
4.300000	39.60	11.0	56	16.4	QP	N	GND
5.690000	41.40	11.1	60	18.6	QP	N	GND
20.175000	47.40	11.3	60	12.6	QP	N	GND

**MEASUREMENT RESULT: "RU-0602-14\_fin2"**

2017-6-2 19:08

Frequency MHz	Level dBµV	Transd dB	Limit dBµV	Margin dB	Detector	Line	PE
0.226000	38.90	10.5	53	13.7	AV	N	GND
0.430000	38.60	10.6	47	8.7	AV	N	GND
1.554000	36.30	10.8	46	9.7	AV	N	GND
2.450000	28.00	10.9	46	18.0	AV	N	GND
6.095000	39.90	11.1	50	10.1	AV	N	GND
20.060000	37.50	11.3	50	12.5	AV	N	GND

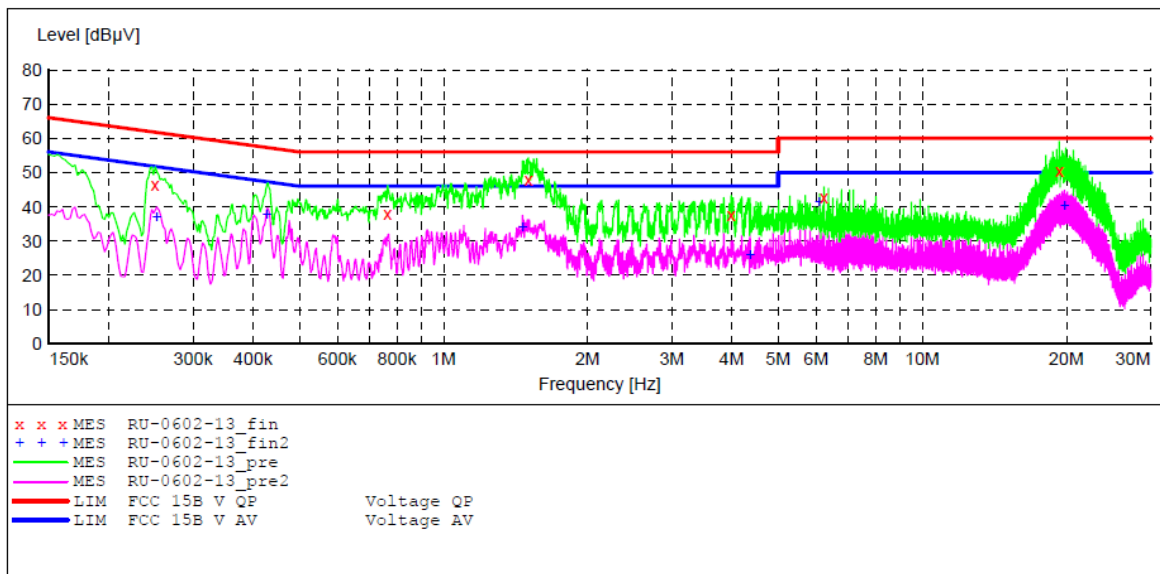
**ACCURATE TECHNOLOGY CO., LTD**

**CONDUCTED EMISSION STANDARD FCC PART15B**

EUT: Interactive Flat Panel M/N:ST-860U  
 Manufacturer: Recordex USA, Inc.  
 Operating Condition: DP IN  
 Test Site: 2#Shielding Room  
 Operator: DING  
 Test Specification: L 120V/60Hz  
 Comment: Report NO.:ATE20170899  
 Start of Test: 2017-6-2 / 18:57:49

**SCAN TABLE: "V 150K-30MHz fin"**

Short Description:		_SUB_STD_VTERM2 1.70					
Start	Stop	Step	Detector	Meas.	IF	Transducer	
Frequency	Frequency	Width		Time	Bandw.		
150.0 kHz	30.0 MHz	4.5 kHz	QuasiPeak	1.0 s	9 kHz	NSLK8126 2008	
Average							



**MEASUREMENT RESULT: "RU-0602-13\_fin"**

2017-6-2 19:03

Frequency MHz	Level dBµV	Transd dB	Limit dBµV	Margin dB	Detector	Line	PE
0.250000	46.50	10.5	62	15.3	QP	L1	GND
0.764000	38.00	10.7	56	18.0	QP	L1	GND
1.504000	47.80	10.8	56	8.2	QP	L1	GND
3.985000	37.60	11.0	56	18.4	QP	L1	GND
6.230000	42.70	11.1	60	17.3	QP	L1	GND
19.310000	50.40	11.3	60	9.6	QP	L1	GND

**MEASUREMENT RESULT: "RU-0602-13\_fin2"**

2017-6-2 19:03

Frequency MHz	Level dBµV	Transd dB	Limit dBµV	Margin dB	Detector	Line	PE
0.252000	37.40	10.5	52	14.3	AV	L1	GND
0.428000	37.90	10.6	47	9.4	AV	L1	GND
1.462000	34.30	10.8	46	11.7	AV	L1	GND
4.365000	26.10	11.0	46	19.9	AV	L1	GND
6.095000	41.60	11.1	50	8.4	AV	L1	GND
19.805000	40.70	11.3	50	9.3	AV	L1	GND

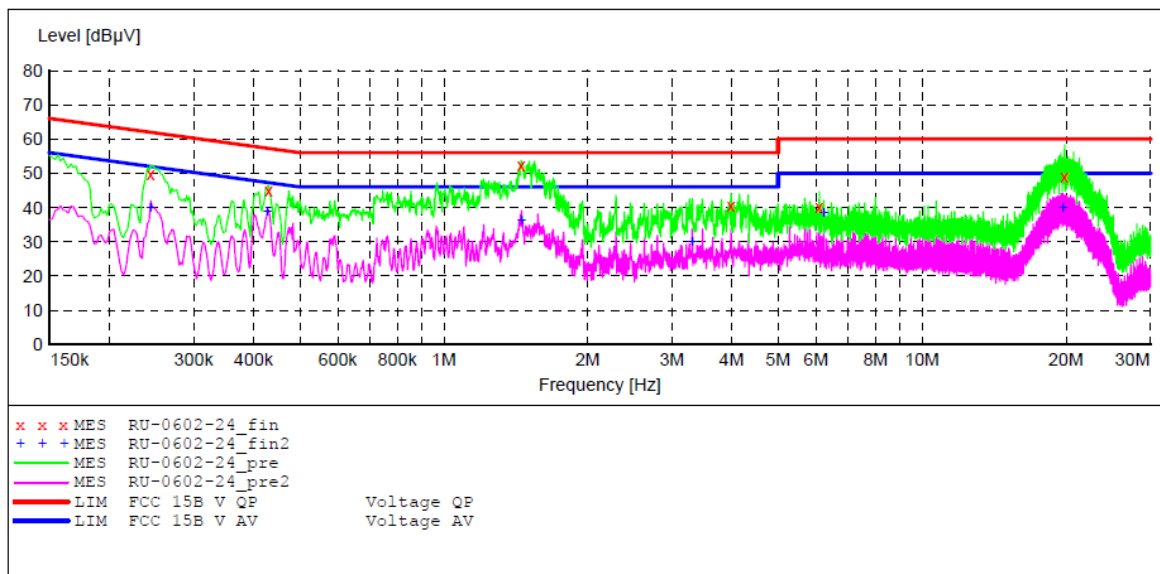
**ACCURATE TECHNOLOGY CO., LTD**

**CONDUCTED EMISSION STANDARD FCC PART15B**

EUT: Interactive Flat Panel M/N:ST-860U  
 Manufacturer: Recordex USA, Inc.  
 Operating Condition: USB PLAY  
 Test Site: 2#Shielding Room  
 Operator: DING  
 Test Specification: L 120V/60Hz  
 Comment: Report NO.:ATE20170899  
 Start of Test: 2017-6-2 / 19:36:50

**SCAN TABLE: "V 150K-30MHz fin"**

Short Description: \_SUB\_STD\_VTERM2 1.70  
 Start Stop Step Detector Meas. IF Transducer  
 Frequency Frequency Width Time Bandw.  
 150.0 kHz 30.0 MHz 4.5 kHz QuasiPeak 1.0 s 9 kHz NSLK8126 2008  
 Average



**MEASUREMENT RESULT: "RU-0602-24\_fin"**

2017-6-2 19:39

Frequency MHz	Level dBµV	Transd dB	Limit dBµV	Margin dB	Detector	Line	PE
0.244000	49.80	10.5	62	12.2	QP	L1	GND
0.430000	45.00	10.6	57	12.3	QP	L1	GND
1.450000	52.20	10.8	56	3.8	QP	L1	GND
3.985000	40.60	11.0	56	15.4	QP	L1	GND
6.095000	40.10	11.1	60	19.9	QP	L1	GND
19.855000	48.90	11.3	60	11.1	QP	L1	GND

**MEASUREMENT RESULT: "RU-0602-24\_fin2"**

2017-6-2 19:39

Frequency MHz	Level dBµV	Transd dB	Limit dBµV	Margin dB	Detector	Line	PE
0.244000	40.20	10.5	52	11.8	AV	L1	GND
0.428000	39.10	10.6	47	8.2	AV	L1	GND
1.454000	36.50	10.8	46	9.5	AV	L1	GND
3.305000	30.10	11.0	46	15.9	AV	L1	GND
6.230000	38.80	11.1	50	11.2	AV	L1	GND
19.690000	40.20	11.3	50	9.8	AV	L1	GND

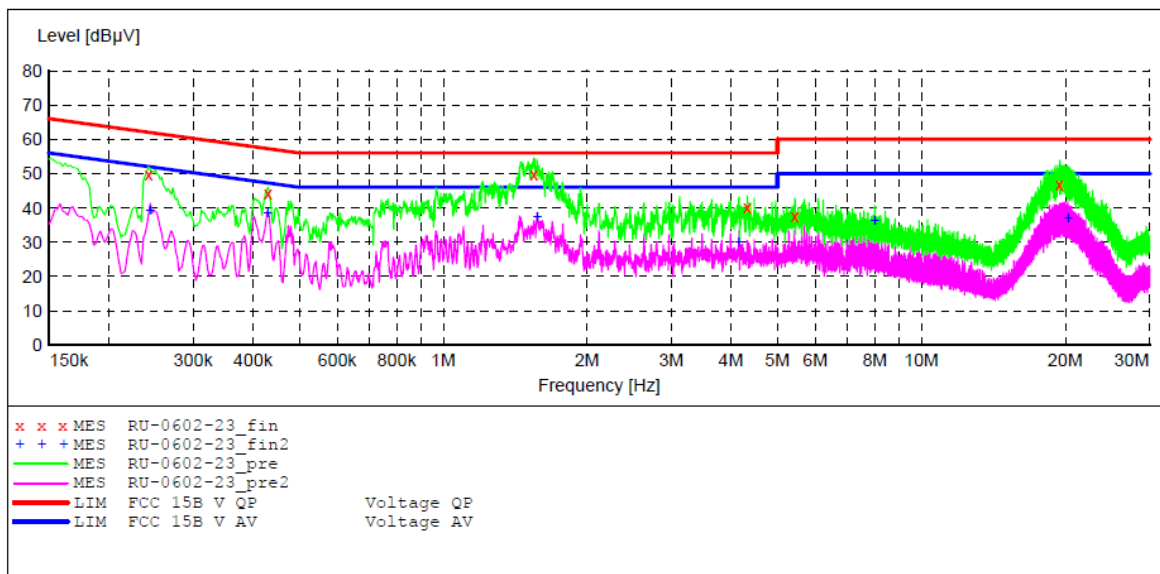
**ACCURATE TECHNOLOGY CO., LTD**

**CONDUCTED EMISSION STANDARD FCC PART15B**

EUT: Interactive Flat Panel M/N:ST-860U  
 Manufacturer: Recordex USA, Inc.  
 Operating Condition: USB PLAY  
 Test Site: 2#Shielding Room  
 Operator: DING  
 Test Specification: N 120V/60Hz  
 Comment: Report NO.:ATE20170899  
 Start of Test: 2017-6-2 / 19:33:14

**SCAN TABLE: "V 150K-30MHz fin"**

Short Description: \_SUB\_STD\_VTERM2 1.70  
 Start Stop Step Detector Meas. IF Transducer  
 Frequency Frequency Width Time Bandw.  
 150.0 kHz 30.0 MHz 4.5 kHz QuasiPeak 1.0 s 9 kHz NSLK8126 2008  
 Average



**MEASUREMENT RESULT: "RU-0602-23\_fin"**

2017-6-2 19:34

Frequency MHz	Level dBµV	Transd dB	Limit dBµV	Margin dB	Detector	Line	PE
0.242000	49.70	10.5	62	12.3	QP	N	GND
0.430000	44.40	10.6	57	12.9	QP	N	GND
1.548000	49.90	10.8	56	6.1	QP	N	GND
4.325000	40.10	11.0	56	15.9	QP	N	GND
5.435000	37.70	11.1	60	22.3	QP	N	GND
19.465000	46.70	11.3	60	13.3	QP	N	GND

**MEASUREMENT RESULT: "RU-0602-23\_fin2"**

2017-6-2 19:34

Frequency MHz	Level dBµV	Transd dB	Limit dBµV	Margin dB	Detector	Line	PE
0.244000	39.40	10.5	52	12.6	AV	N	GND
0.430000	38.80	10.6	47	8.5	AV	N	GND
1.572000	37.60	10.8	46	8.4	AV	N	GND
4.155000	30.40	11.0	46	15.6	AV	N	GND
7.990000	36.70	11.2	50	13.3	AV	N	GND
20.245000	37.30	11.3	50	12.7	AV	N	GND

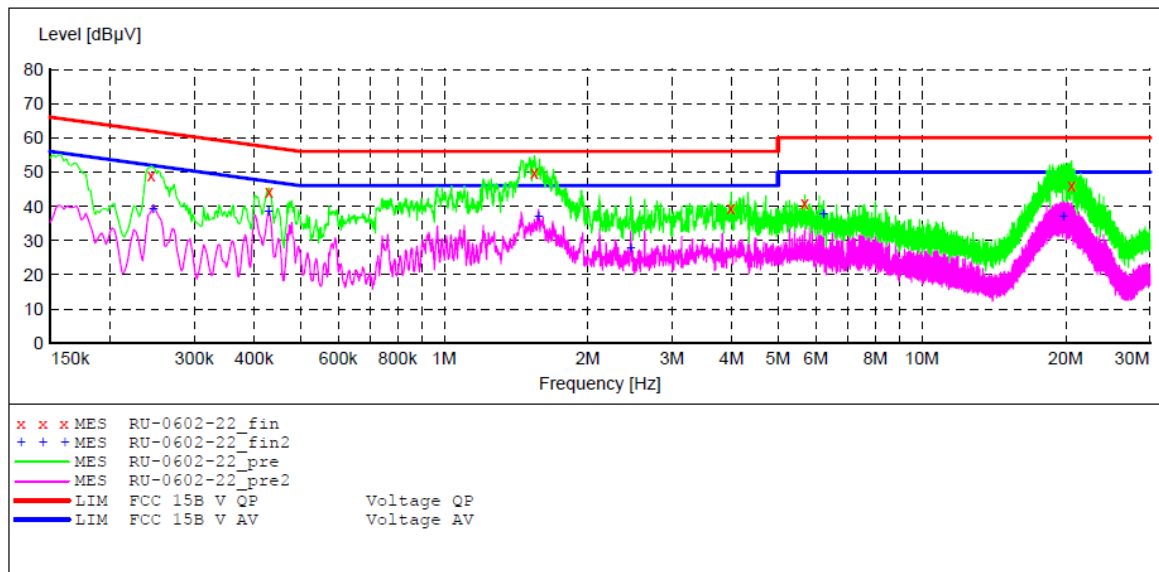
**ACCURATE TECHNOLOGY CO., LTD**

**CONDUCTED EMISSION STANDARD FCC PART15B**

EUT: Interactive Flat Panel M/N:ST-860U  
 Manufacturer: Recordex USA, Inc.  
 Operating Condition: Mmemory Play  
 Test Site: 2#Shielding Room  
 Operator: DING  
 Test Specification: N 120V/60Hz  
 Comment: Report NO.:ATE20170899  
 Start of Test: 2017-6-2 / 19:30:20

**SCAN TABLE: "V 150K-30MHz fin"**

Short Description: \_SUB\_STD\_VTERM2 1.70  
 Start Stop Step Detector Meas. IF Transducer  
 Frequency Frequency Width Time Bandw.  
 150.0 kHz 30.0 MHz 4.5 kHz QuasiPeak 1.0 s 9 kHz NSLK8126 2008  
 Average



**MEASUREMENT RESULT: "RU-0602-22\_fin"**

2017-6-2 19:32

Frequency MHz	Level dBµV	Transd dB	Limit dBµV	Margin dB	Detector	Line	PE
0.244000	49.10	10.5	62	12.9	QP	N	GND
0.430000	44.30	10.6	57	13.0	QP	N	GND
1.546000	49.90	10.8	56	6.1	QP	N	GND
3.990000	39.50	11.0	56	16.5	QP	N	GND
5.685000	41.00	11.1	60	19.0	QP	N	GND
20.590000	46.00	11.3	60	14.0	QP	N	GND

**MEASUREMENT RESULT: "RU-0602-22\_fin2"**

2017-6-2 19:32

Frequency MHz	Level dBµV	Transd dB	Limit dBµV	Margin dB	Detector	Line	PE
0.246000	39.60	10.5	52	12.3	AV	N	GND
0.430000	38.80	10.6	47	8.5	AV	N	GND
1.576000	37.10	10.8	46	8.9	AV	N	GND
2.460000	28.00	10.9	46	18.0	AV	N	GND
6.230000	38.10	11.1	50	11.9	AV	N	GND
19.780000	37.30	11.3	50	12.7	AV	N	GND

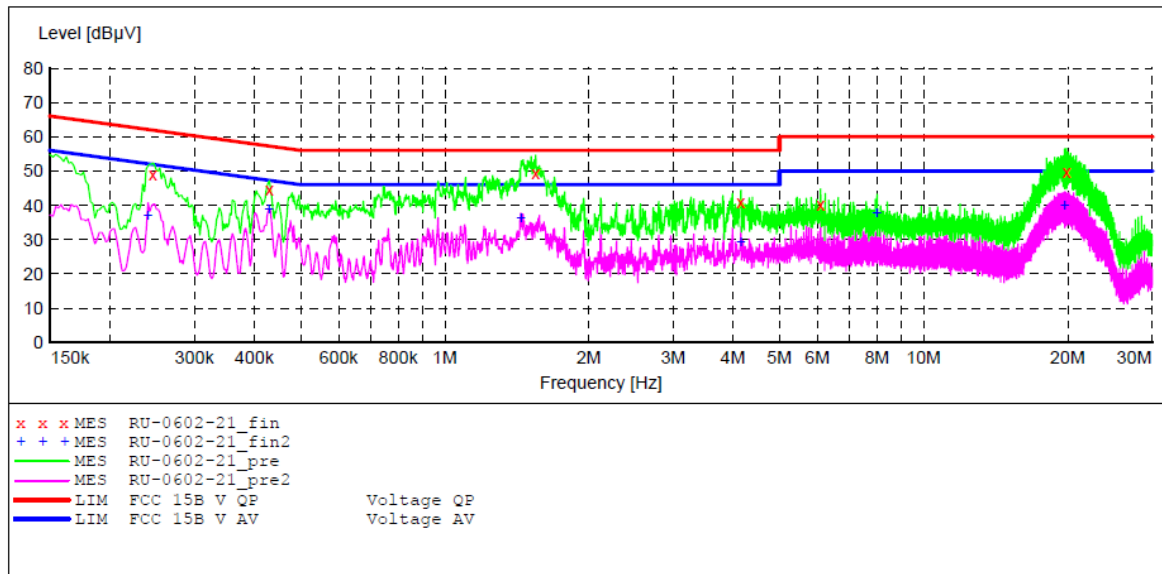
**ACCURATE TECHNOLOGY CO., LTD**

**CONDUCTED EMISSION STANDARD FCC PART15B**

EUT: Interactive Flat Panel M/N:ST-860U  
 Manufacturer: Recordex USA, Inc.  
 Operating Condition: Mmemory Play  
 Test Site: 2#Shielding Room  
 Operator: DING  
 Test Specification: L 120V/60Hz  
 Comment: Report NO.:ATE20170899  
 Start of Test: 2017-6-2 / 19:26:47

**SCAN TABLE: "V 150K-30MHz fin"**

Short Description:		_SUB_STD_VTERM2 1.70					
Start	Stop	Step	Detector	Meas.	IF	Transducer	
Frequency	Frequency	Width		Time	Bandw.		
150.0 kHz	30.0 MHz	4.5 kHz	QuasiPeak	1.0 s	9 kHz	NSLK8126 2008	
Average							



**MEASUREMENT RESULT: "RU-0602-21\_fin"**

2017-6-2 19:29

Frequency MHz	Level dBµV	Transd dB	Limit dBµV	Margin dB	Detector	Line	PE
0.246000	48.90	10.5	62	13.0	QP	L1	GND
0.430000	44.70	10.6	57	12.6	QP	L1	GND
1.548000	49.20	10.8	56	6.8	QP	L1	GND
4.155000	40.90	11.0	56	15.1	QP	L1	GND
6.090000	40.00	11.1	60	20.0	QP	L1	GND
19.880000	49.70	11.3	60	10.3	QP	L1	GND

**MEASUREMENT RESULT: "RU-0602-21\_fin2"**

2017-6-2 19:29

Frequency MHz	Level dBµV	Transd dB	Limit dBµV	Margin dB	Detector	Line	PE
0.240000	37.10	10.5	52	15.0	AV	L1	GND
0.430000	39.10	10.6	47	8.2	AV	L1	GND
1.442000	36.40	10.8	46	9.6	AV	L1	GND
4.150000	29.40	11.0	46	16.6	AV	L1	GND
7.990000	37.90	11.2	50	12.1	AV	L1	GND
19.695000	40.20	11.3	50	9.8	AV	L1	GND

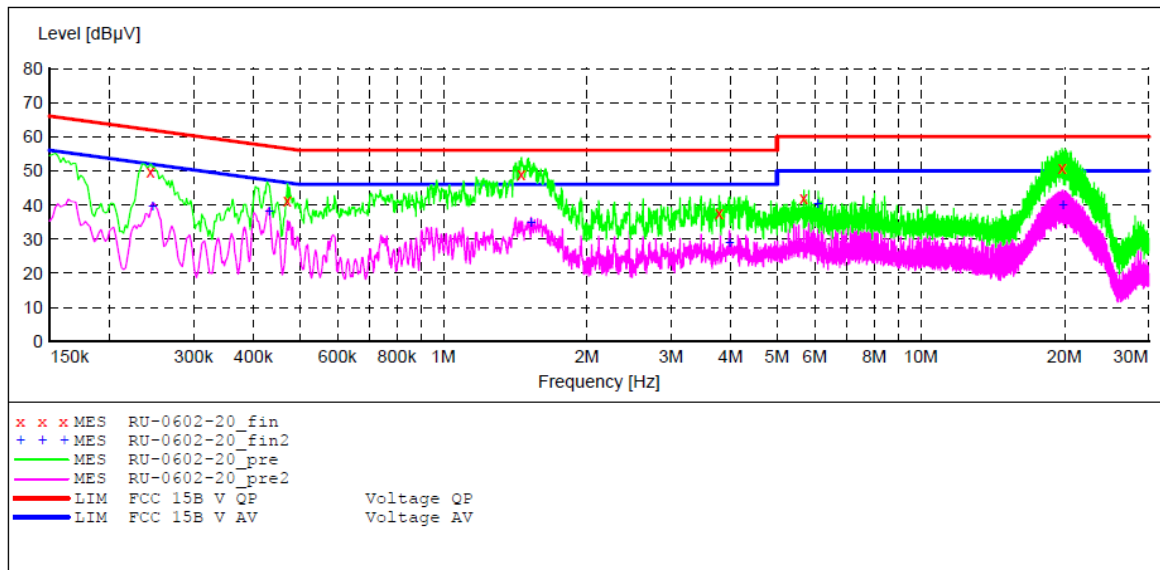
**ACCURATE TECHNOLOGY CO., LTD**

**CONDUCTED EMISSION STANDARD FCC PART15B**

EUT: Interactive Flat Panel M/N:ST-860U  
 Manufacturer: Recordex USA, Inc.  
 Operating Condition: VGA IN  
 Test Site: 2#Shielding Room  
 Operator: DING  
 Test Specification: L 120V/60Hz  
 Comment: Report NO.:ATE20170899  
 Start of Test: 2017-6-2 / 19:24:32

**SCAN TABLE: "V 150K-30MHz fin"**

Short Description: \_SUB\_STD\_VTERM2 1.70  
 Start Stop Step Detector Meas. IF Transducer  
 Frequency Frequency Width Time Bandw.  
 150.0 kHz 30.0 MHz 4.5 kHz QuasiPeak 1.0 s 9 kHz NSLK8126 2008  
 Average



**MEASUREMENT RESULT: "RU-0602-20\_fin"**

2017-6-2 19:26

Frequency MHz	Level dBµV	Transd dB	Limit dBµV	Margin dB	Detector	Line	PE
0.244000	49.60	10.5	62	12.4	QP	L1	GND
0.472000	41.20	10.6	57	15.3	QP	L1	GND
1.458000	48.90	10.8	56	7.1	QP	L1	GND
3.780000	37.70	11.0	56	18.3	QP	L1	GND
5.690000	42.10	11.1	60	17.9	QP	L1	GND
19.755000	50.90	11.3	60	9.1	QP	L1	GND

**MEASUREMENT RESULT: "RU-0602-20\_fin2"**

2017-6-2 19:26

Frequency MHz	Level dBµV	Transd dB	Limit dBµV	Margin dB	Detector	Line	PE
0.246000	39.80	10.5	52	12.1	AV	L1	GND
0.432000	38.40	10.6	47	8.8	AV	L1	GND
1.528000	35.10	10.8	46	10.9	AV	L1	GND
3.975000	29.30	11.0	46	16.7	AV	L1	GND
6.095000	40.60	11.1	50	9.4	AV	L1	GND
19.855000	40.10	11.3	50	9.9	AV	L1	GND

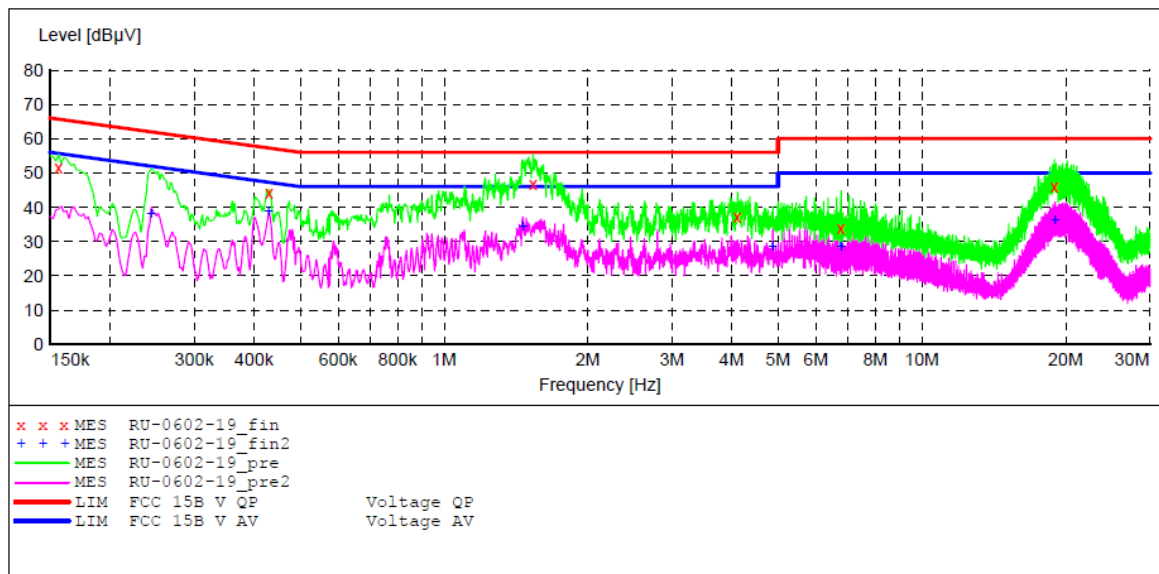
**ACCURATE TECHNOLOGY CO., LTD**

**CONDUCTED EMISSION STANDARD FCC PART15B**

EUT: Interactive Flat Panel M/N:ST-860U  
 Manufacturer: Recordex USA, Inc.  
 Operating Condition: VGA IN  
 Test Site: 2#Shielding Room  
 Operator: DING  
 Test Specification: N 120V/60Hz  
 Comment: Report NO.:ATE20170899  
 Start of Test: 2017-6-2 / 19:20:57

**SCAN TABLE: "V 150K-30MHz fin"**

Short Description: \_SUB\_STD\_VTERM2 1.70  
 Start Stop Step Detector Meas. IF Transducer  
 Frequency Frequency Width Time Bandw.  
 150.0 kHz 30.0 MHz 4.5 kHz QuasiPeak 1.0 s 9 kHz NSLK8126 2008  
 Average



**MEASUREMENT RESULT: "RU-0602-19\_fin"**

2017-6-2 19:23

Frequency MHz	Level dBµV	Transd dB	Limit dBµV	Margin dB	Detector	Line	PE
0.156000	51.50	10.4	66	14.2	QP	N	GND
0.430000	44.10	10.6	57	13.2	QP	N	GND
1.536000	46.80	10.8	56	9.2	QP	N	GND
4.115000	37.30	11.0	56	18.7	QP	N	GND
6.770000	33.80	11.1	60	26.2	QP	N	GND
18.925000	46.10	11.3	60	13.9	QP	N	GND

**MEASUREMENT RESULT: "RU-0602-19\_fin2"**

2017-6-2 19:23

Frequency MHz	Level dBµV	Transd dB	Limit dBµV	Margin dB	Detector	Line	PE
0.244000	38.30	10.5	52	13.7	AV	N	GND
0.430000	39.00	10.6	47	8.3	AV	N	GND
1.462000	34.80	10.8	46	11.2	AV	N	GND
4.875000	28.60	11.1	46	17.4	AV	N	GND
6.770000	28.70	11.1	50	21.3	AV	N	GND
18.995000	36.60	11.3	50	13.4	AV	N	GND



**ACCURATE TECHNOLOGY CO., LTD**

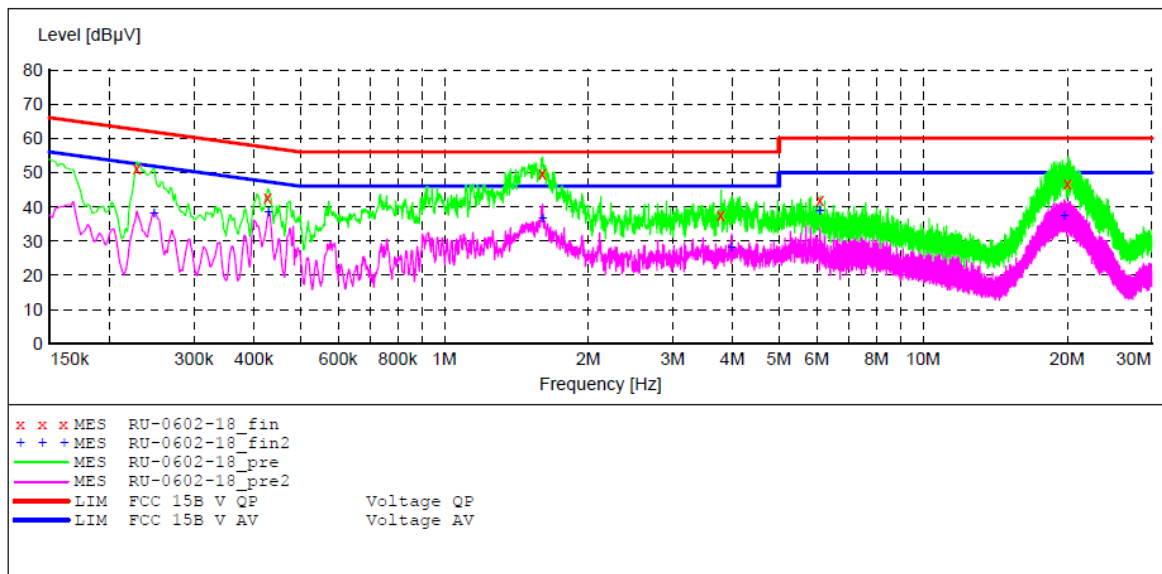
**CONDUCTED EMISSION STANDARD FCC PART15B**

EUT: Interactive Flat Panel M/N:ST-860U  
 Manufacturer: Recordex USA, Inc.  
 Operating Condition: HDMI IN  
 Test Site: 2#Shielding Room  
 Operator: DING  
 Test Specification: N 120V/60Hz  
 Comment: Report NO.:ATE20170899  
 Start of Test: 2017-6-2 / 19:18:16

**SCAN TABLE: "V 150K-30MHz fin"**

Start	Stop	Step	Detector	Meas. Time	IF Bandw.	Transducer
150.0 kHz	30.0 MHz	4.5 kHz	QuasiPeak	1.0 s	9 kHz	NSLK8126 2008

Short Description: \_SUB\_STD\_VTERM2 1.70  
Average



**MEASUREMENT RESULT: "RU-0602-18\_fin"**

2017-6-2 19:19

Frequency MHz	Level dBµV	Transd dB	Limit dBµV	Margin dB	Detector	Line	PE
0.228000	51.20	10.5	63	11.3	QP	N	GND
0.428000	42.80	10.6	57	14.5	QP	N	GND
1.604000	49.70	10.9	56	6.3	QP	N	GND
3.785000	37.80	11.0	56	18.2	QP	N	GND
6.095000	42.10	11.1	60	17.9	QP	N	GND
20.065000	46.80	11.3	60	13.2	QP	N	GND

**MEASUREMENT RESULT: "RU-0602-18\_fin2"**

2017-6-2 19:19

Frequency MHz	Level dBµV	Transd dB	Limit dBµV	Margin dB	Detector	Line	PE
0.248000	38.50	10.5	52	13.3	AV	N	GND
0.430000	38.60	10.6	47	8.7	AV	N	GND
1.604000	36.90	10.9	46	9.1	AV	N	GND
3.980000	28.50	11.0	46	17.5	AV	N	GND
6.095000	39.20	11.1	50	10.8	AV	N	GND
19.730000	37.80	11.3	50	12.2	AV	N	GND

**ACCURATE TECHNOLOGY CO., LTD**

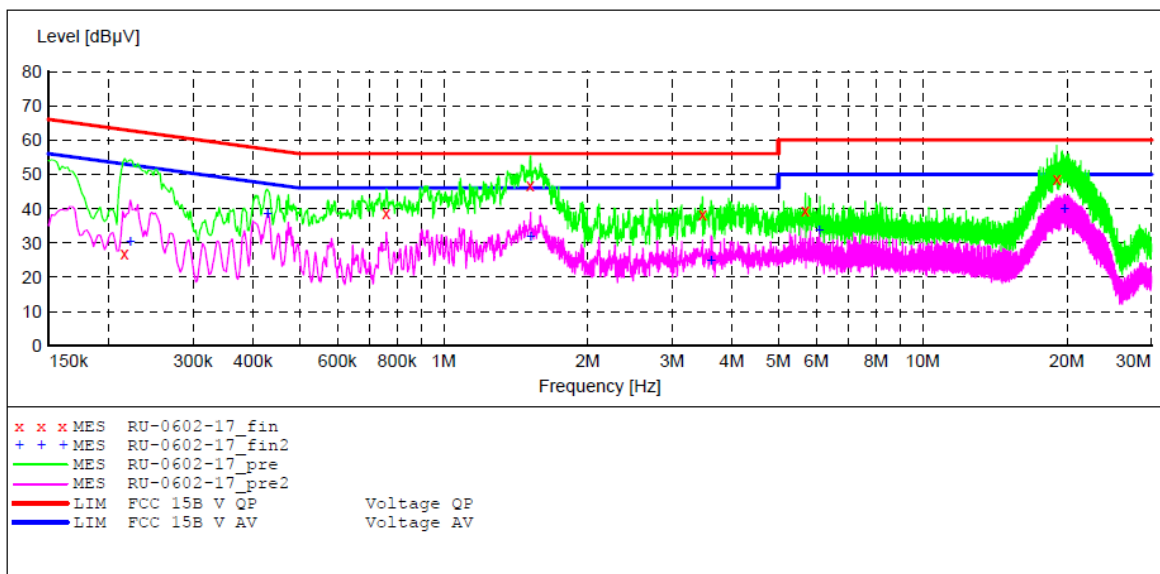
**CONDUCTED EMISSION STANDARD FCC PART15B**

EUT: Interactive Flat Panel M/N:ST-860U  
 Manufacturer: Recordex USA, Inc.  
 Operating Condition: HDMI IN  
 Test Site: 2#Shielding Room  
 Operator: DING  
 Test Specification: L 120V/60Hz  
 Comment: Report NO.:ATE20170899  
 Start of Test: 2017-6-2 / 19:13:57

**SCAN TABLE: "V 150K-30MHZ fin"**

Start	Stop	Step	Detector	Meas. Time	IF Bandw.	Transducer
150.0 kHz	30.0 MHz	4.5 kHz	QuasiPeak	1.0 s	9 kHz	NSLK8126 2008

Short Description: \_SUB\_STD\_VTERM2 1.70  
Average



**MEASUREMENT RESULT: "RU-0602-17\_fin"**

2017-6-2 19:15

Frequency MHz	Level dBµV	Transd dB	Limit dBµV	Margin dB	Detector	Line	PE
0.216000	27.00	10.5	63	36.0	QP	L1	GND
0.760000	38.60	10.7	56	17.4	QP	L1	GND
1.518000	46.80	10.8	56	9.2	QP	L1	GND
3.470000	38.30	11.0	56	17.7	QP	L1	GND
5.690000	39.40	11.1	60	20.6	QP	L1	GND
19.050000	48.70	11.3	60	11.3	QP	L1	GND

**MEASUREMENT RESULT: "RU-0602-17\_fin2"**

2017-6-2 19:15

Frequency MHz	Level dBµV	Transd dB	Limit dBµV	Margin dB	Detector	Line	PE
0.222000	30.70	10.5	53	22.0	AV	L1	GND
0.430000	38.80	10.6	47	8.5	AV	L1	GND
1.520000	32.10	10.8	46	13.9	AV	L1	GND
3.615000	25.20	11.0	46	20.8	AV	L1	GND
6.095000	34.00	11.1	50	16.0	AV	L1	GND
19.760000	40.20	11.3	50	9.8	AV	L1	GND

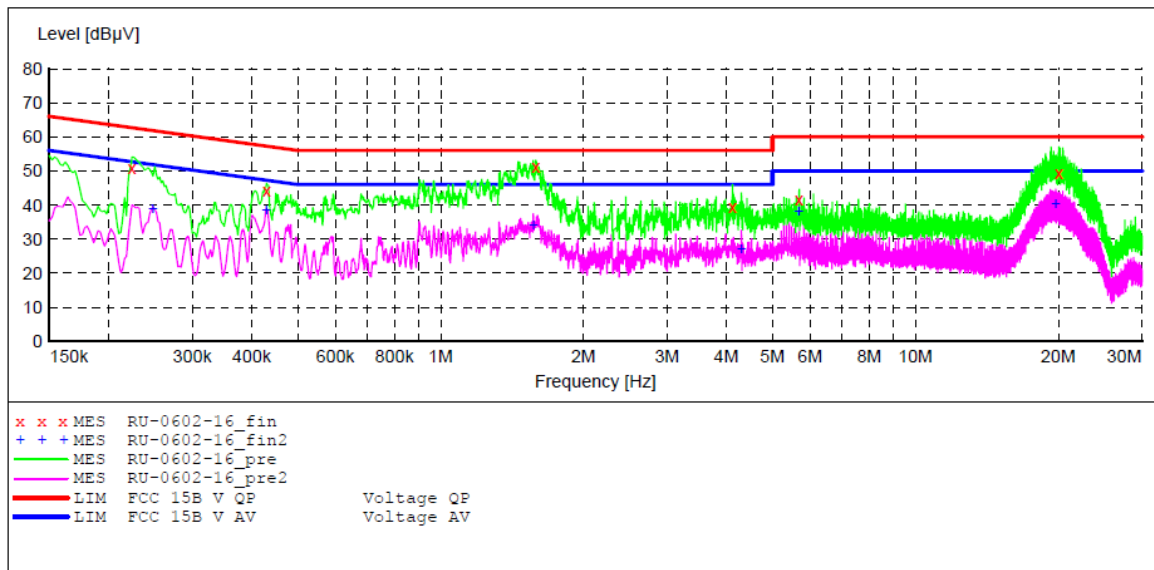
**ACCURATE TECHNOLOGY CO., LTD**

**CONDUCTED EMISSION STANDARD FCC PART15B**

EUT: Interactive Flat Panel M/N:ST-860U  
 Manufacturer: Recordex USA, Inc.  
 Operating Condition: AV IN  
 Test Site: 2#Shielding Room  
 Operator: DING  
 Test Specification: L 120V/60Hz  
 Comment: Report NO.:ATE20170899  
 Start of Test: 2017-6-2 / 19:11:24

**SCAN TABLE: "V 150K-30MHz fin"**

Short Description: \_SUB\_STD\_VTERM2 1.70  
 Start Stop Step Detector Meas. IF Transducer  
 Frequency Frequency Width Time Bandw.  
 150.0 kHz 30.0 MHz 4.5 kHz QuasiPeak 1.0 s 9 kHz NSLK8126 2008  
 Average



**MEASUREMENT RESULT: "RU-0602-16\_fin"**

2017-6-2 19:13

Frequency MHz	Level dBµV	Transd dB	Limit dBµV	Margin dB	Detector	Line	PE
0.224000	51.00	10.5	63	11.7	QP	L1	GND
0.430000	44.10	10.6	57	13.2	QP	L1	GND
1.586000	51.10	10.9	56	4.9	QP	L1	GND
4.120000	39.40	11.0	56	16.6	QP	L1	GND
5.690000	41.80	11.1	60	18.2	QP	L1	GND
20.055000	49.50	11.3	60	10.5	QP	L1	GND

**MEASUREMENT RESULT: "RU-0602-16\_fin2"**

2017-6-2 19:13

Frequency MHz	Level dBµV	Transd dB	Limit dBµV	Margin dB	Detector	Line	PE
0.248000	39.00	10.5	52	12.8	AV	L1	GND
0.430000	38.80	10.6	47	8.5	AV	L1	GND
1.568000	34.20	10.8	46	11.8	AV	L1	GND
4.300000	27.50	11.0	46	18.5	AV	L1	GND
5.690000	38.50	11.1	50	11.5	AV	L1	GND
19.735000	40.40	11.3	50	9.6	AV	L1	GND

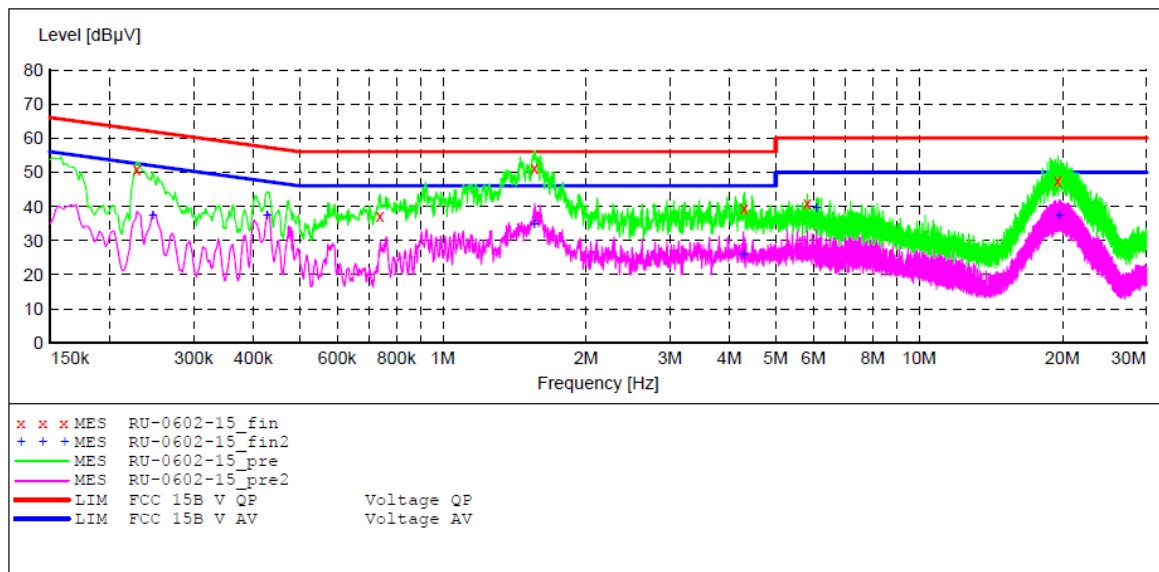
**ACCURATE TECHNOLOGY CO., LTD**

**CONDUCTED EMISSION STANDARD FCC PART15B**

EUT: Interactive Flat Panel M/N:ST-860U  
 Manufacturer: Recordex USA, Inc.  
 Operating Condition: AV IN  
 Test Site: 2#Shielding Room  
 Operator: DING  
 Test Specification: N 120V/60Hz  
 Comment: Report NO.:ATE20170899  
 Start of Test: 2017-6-2 / 19:09:08

**SCAN TABLE: "V 150K-30MHz fin"**

Short Description: \_SUB\_STD\_VTERM2 1.70  
 Start Stop Step Detector Meas. IF Transducer  
 Frequency Frequency Width Time Bandw.  
 150.0 kHz 30.0 MHz 4.5 kHz QuasiPeak 1.0 s 9 kHz NSLK8126 2008  
 Average



**MEASUREMENT RESULT: "RU-0602-15\_fin"**

2017-6-2 19:10

Frequency MHz	Level dBµV	Transd dB	Limit dBµV	Margin dB	Detector	Line	PE
0.228000	51.00	10.5	63	11.5	QP	N	GND
0.738000	37.30	10.7	56	18.7	QP	N	GND
1.560000	51.20	10.8	56	4.8	QP	N	GND
4.300000	39.60	11.0	56	16.4	QP	N	GND
5.825000	40.80	11.1	60	19.2	QP	N	GND
19.560000	47.60	11.3	60	12.4	QP	N	GND

**MEASUREMENT RESULT: "RU-0602-15\_fin2"**

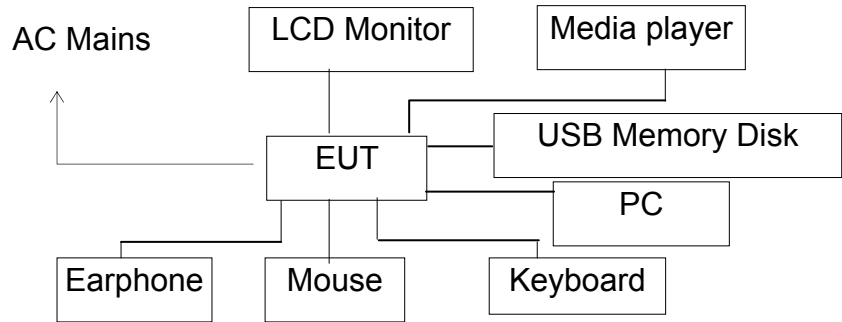
2017-6-2 19:10

Frequency MHz	Level dBµV	Transd dB	Limit dBµV	Margin dB	Detector	Line	PE
0.246000	37.80	10.5	52	14.1	AV	N	GND
0.428000	37.70	10.6	47	9.6	AV	N	GND
1.560000	34.90	10.8	46	11.1	AV	N	GND
4.280000	26.10	11.0	46	19.9	AV	N	GND
6.095000	39.70	11.1	50	10.3	AV	N	GND
19.675000	37.70	11.3	50	12.3	AV	N	GND

## 5. RADIATED EMISSION MEASUREMENT

### 5.1. Block Diagram of Test

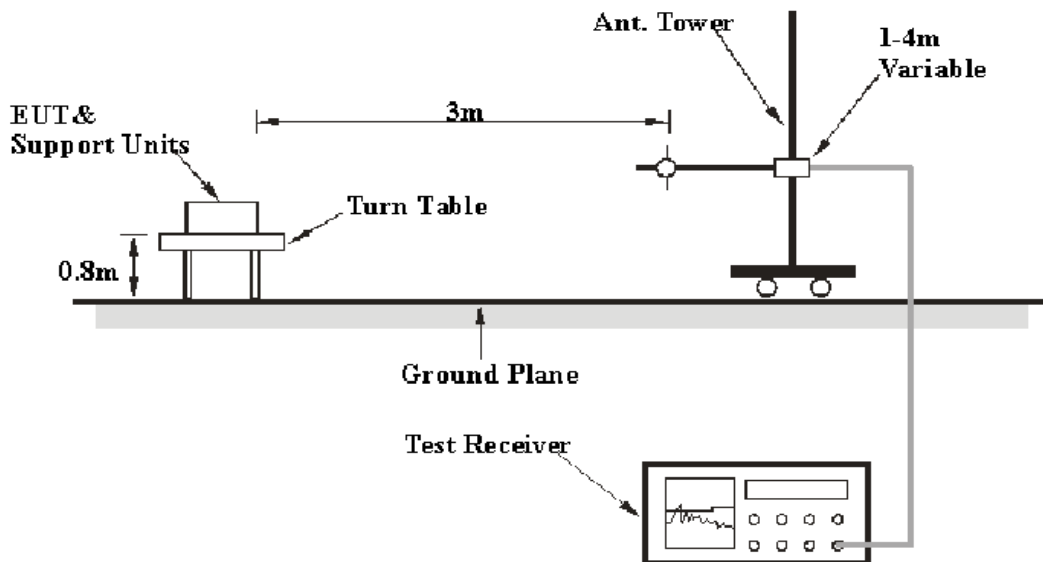
#### 5.1.1. Block diagram of connection between the EUT and simulators



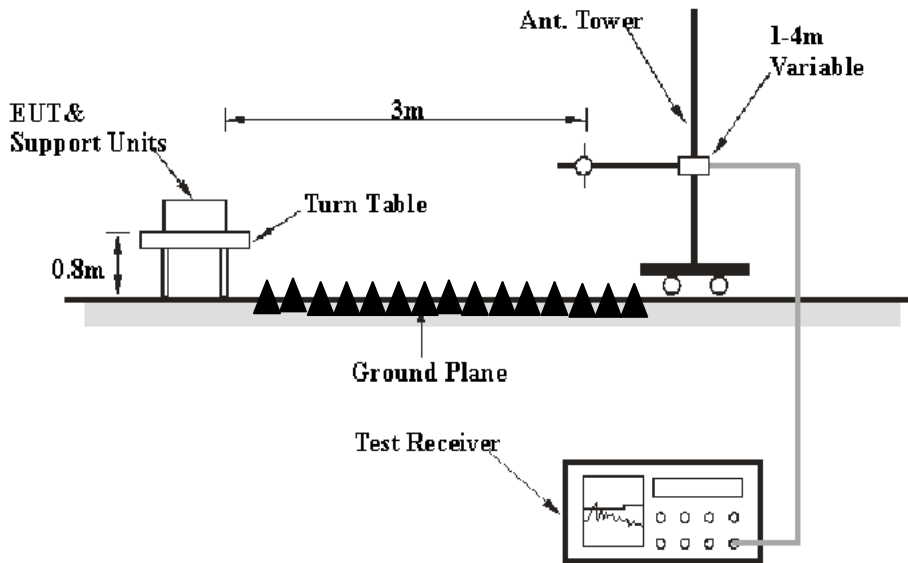
(EUT: Interactive Flat Panel)

#### 5.1.2. Test System Setup

Below 1GHz:



Above 1GHz:



## 5.2. Test mode description

- Test mode 1: USB Playing
- Test mode 2: AV IN
- Test mode 3: VGA IN
- Test mode 4: DP IN
- Test mode 5: HDMI IN
- Test mode 6: Memory Playing

## 5.3. DATA SAMPLE

Frequency (MHz)	Reading (dB $\mu$ v)	Factor (dB/m)	Result (dB $\mu$ v/m)	Limit (dB $\mu$ v/m)	Margin (dB)	Remark
X.XX	46.53	-13.62	33.91	40.0	-6.09	QP

- Frequency(MHz) = Emission frequency in MHz
- Reading(dB $\mu$ v) = Uncorrected Analyzer/Receiver reading
- Factor (dB/m) = Antenna factor + Cable Loss – Amplifier gain
- Result(dB $\mu$ v/m) = Reading(dB $\mu$ v) + Factor(dB/m)
- Limit (dB $\mu$ v/m) = Limit stated in standard
- Margin (dB) = Result(dB $\mu$ v/m) - Limit (dB $\mu$ v/m)
- QP = Quasi-peak Reading

Calculation Formula:

- Margin(dB) = Result (dB $\mu$ v/m)–Limit(dB $\mu$ v/m)
- Result(dB $\mu$ v/m)= Reading(dB $\mu$ v)+ Factor(dB/m)

The “Margin” column of the following data tables indicates the degree of compliance with the applicable limit. For example, a margin of -7dB means the emission is 7dB below the limit.

### 5.4. Radiated Emission Limit (Class B)

All emanations from a class B device or system, including any network of conductors and apparatus connected thereto, shall not exceed the level of field strengths specified below:

Frequency MHz	Distance Meters	Field Strengths Limit	
		$\mu\text{V}/\text{m}$	$\text{dB}(\mu\text{V}/\text{m})$
30-88	3	100	40.0
88-216	3	150	43.5
216-960	3	200	46.0
Above 960	3	500	54.0

Remark:  
 (1) Emission level  $\text{dB}(\mu\text{V}) = 20 \log$  Emission level  $\mu\text{V}/\text{m}$ .  
 (2) The smaller limit shall apply at the cross point between two frequency bands.  
 (3) Distance is the distance in meters between the measuring instrument antenna and the closest point of any part of the device or system.

### 5.5. Manufacturer

The following equipments are installed on Radiated Emission Measurement to meet the commission requirements and operating regulations in a manner which tends to maximize its emission characteristics in normal application.

#### 5.5.1. Interactive Flat Panel (EUT)

Model Number: ST-860U

Manufacturer: Recordex USA, Inc.

### 5.6. Operating Condition of EUT

5.6.1. Setup the EUT and simulator as shown as Section 5.1

5.6.2. Turn on the power of all equipment.

5.6.3. Let the EUT work in test mode and measure it.

### 5.7. Test Procedure

The EUT and its simulators are placed on a turntable, which is 0.8 meter high above ground. The turntable can rotate 360 degrees to determine the position of the maximum emission level. EUT is set 3.0 meters away from the receiving antenna, which is mounted on an antenna tower. The antenna can be moved up and down between 1.0 meter and 4 meters to find out the maximum emission level. Broadband antenna (calibrated bilog antenna) is used as receiving antenna. Both horizontal and vertical polarizations of the antenna are set on measurement. In order to find the maximum emission levels, all of the interface cables must be manipulated according to ANSI C63.4: 2014 on radiated emission measurement.

The bandwidth of the EMI test receiver (R&S ESCS30) is set at 120kHz.

The frequency range from 9kHz to 26500MHz is checked.

Note: The EUT highest operating frequency provided by Manufacturer is 1.2GHz and include 2.4GHz wifi, the radiated emission measurement shall be made up to 26.5 GHz

Highest frequency generated or used in the device or on which the device operates or tunes (MHz)	Upper frequency of measurement range (MHz)
Below 1.705 .....	30.
1.705–108 .....	1000.
108–500 .....	2000.
500–1000 .....	5000.
Above 1000 .....	5th harmonic of the highest frequency or 40 GHz, whichever is lower.

### 5.8. Radiated Emission Noise Measurement Result

**PASS.**

The frequency range from 9kHz to 26500MHz is investigated.

The radiation emissions from 9kHz-30MHz is not reported, because the test values lower than the limits of 20dB.

The spectral diagrams are attached as below.



Below 1GHz



**ACCURATE TECHNOLOGY CO., LTD.**

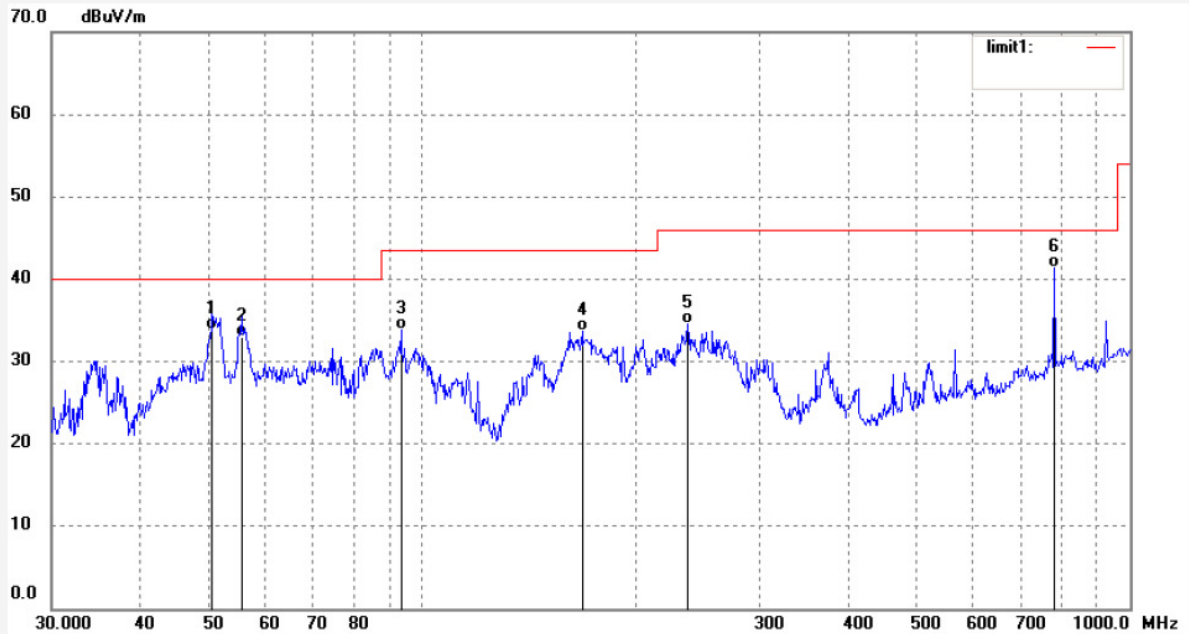
F1,Bldg.A,Changyuan New Material Port Keyuan Rd,  
Science & Industry Park,Nanshan Shenzhen,P.R.China

Site: 1# Chamber  
Tel:+86-0755-26503290  
Fax:+86-0755-26503396

Job No.: DING #1149  
Standard: FCC Class B 3M Radiated  
Test item: Radiation Test  
Temp.( C)/Hum.(%) 23 C / 48 %  
EUT: Interactive Flat Panel  
Mode: Mmemory Play  
Model: ST-860U  
Manufacturer: Recordex USA,Inc.

Polarization: Horizontal  
Power Source: AC 120V/60Hz  
Date: 17/06/03/  
Time: 9/33/07  
Engineer Signature: BLACK  
Distance: 3m

Note: Report NO.:ATE20170899



No.	Freq. (MHz)	Reading (dBuV/m)	Factor (dB)	Result (dBuV/m)	Limit (dBuV/m)	Margin (dB)	Detector	Height (cm)	Degree (deg.)	Remark
1	50.5859	46.53	-12.62	33.91	40.00	-6.09	QP			
2	55.6094	46.01	-13.06	32.95	40.00	-7.05	QP			
3	93.4402	48.73	-14.83	33.90	43.50	-9.60	QP			
4	168.4138	47.41	-13.79	33.62	43.50	-9.88	QP			
5	237.4758	45.27	-10.75	34.52	46.00	-11.48	QP			
6	782.3452	40.94	0.41	41.35	46.00	-4.65	QP			



**ACCURATE TECHNOLOGY CO., LTD.**

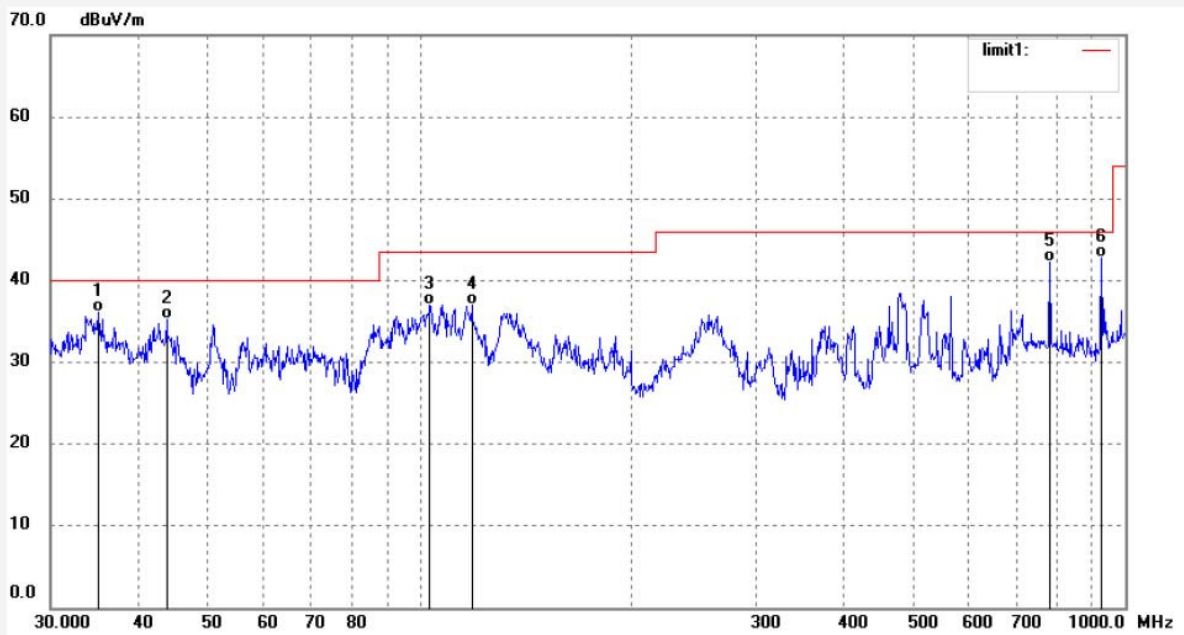
F1,Bldg,A,Changyuan New Material Port Keyuan Rd,  
Science & Industry Park,Nanshan Shenzhen,P.R.China

Site: 1# Chamber  
Tel:+86-0755-26503290  
Fax:+86-0755-26503396

Job No.: DING #1150  
Standard: FCC Class B 3M Radiated  
Test item: Radiation Test  
Temp.( C)/Hum.(%) 23 C / 48 %  
EUT: Interactive Flat Panel  
Mode: Mmemory Play  
Model: ST-860U  
Manufacturer: Recordex USA,Inc.

Polarization: Vertical  
Power Source: AC 120V/60Hz  
Date: 17/06/03/  
Time: 9/34/04  
Engineer Signature: BLACK  
Distance: 3m

Note: Report NO.:ATE20170899

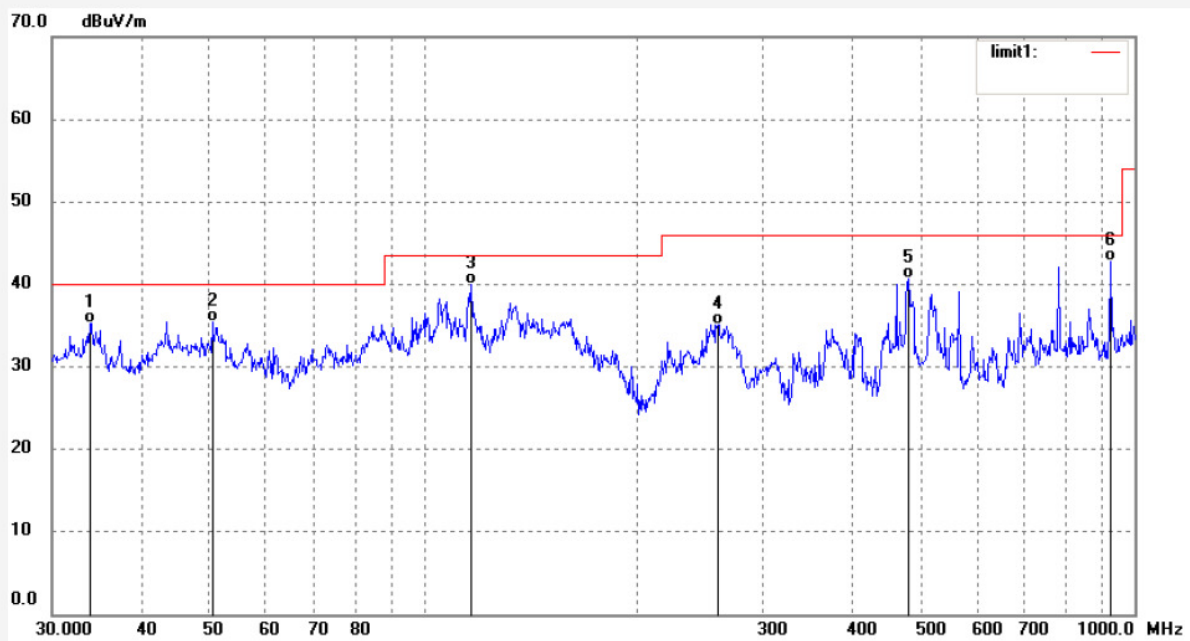


No.	Freq. (MHz)	Reading (dBuV/m)	Factor (dB)	Result (dBuV/m)	Limit (dBuV/m)	Margin (dB)	Detector	Height (cm)	Degree (deg.)	Remark
1	35.0048	46.52	-10.41	36.11	40.00	-3.89	QP			
2	43.8119	47.68	-12.37	35.31	40.00	-4.69	QP			
3	103.4419	50.63	-13.61	37.02	43.50	-6.48	QP			
4	118.6012	50.00	-13.05	36.95	43.50	-6.55	QP			
5	782.3451	41.84	0.41	42.25	46.00	-3.75	QP			
6	925.7563	40.18	2.66	42.84	46.00	-3.16	QP			

Job No.: DING #1151  
 Standard: FCC Class B 3M Radiated  
 Test item: Radiation Test  
 Temp.( C)/Hum.(%) 23 C / 48 %  
 EUT: Interactive Flat Panel  
 Mode: HDMI IN  
 Model: ST-860U  
 Manufacturer: Recordex USA,Inc.

Polarization: Vertical  
 Power Source: AC 120V/60Hz  
 Date: 17/06/03/  
 Time: 9/42/27  
 Engineer Signature: BLACK  
 Distance: 3m

Note: Report NO.:ATE20170899

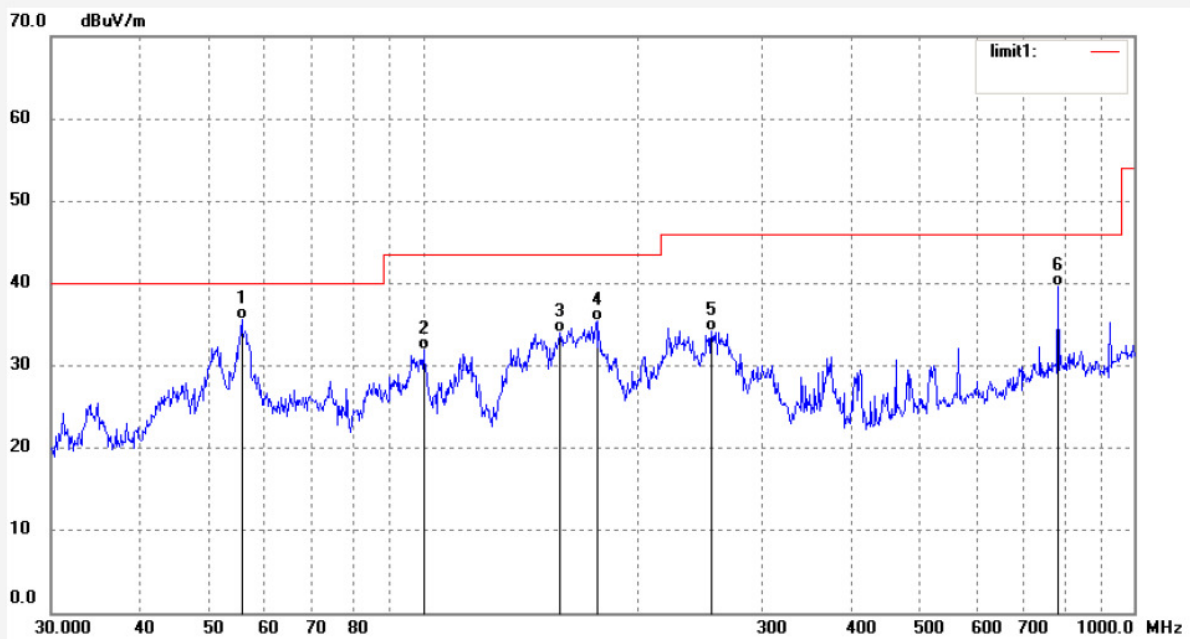


No.	Freq. (MHz)	Reading (dBuV/m)	Factor (dB)	Result (dBuV/m)	Limit (dBuV/m)	Margin (dB)	Detector	Height (cm)	Degree (deg.)	Remark
1	33.9174	45.39	-10.10	35.29	40.00	-4.71	QP			
2	50.4089	48.06	-12.62	35.44	40.00	-4.56	QP			
3	116.5400	53.10	-13.06	40.04	43.50	-3.46	QP			
4	259.2336	45.58	-10.49	35.09	46.00	-10.91	QP			
5	480.5276	45.49	-4.88	40.61	46.00	-5.39	QP			
6	925.7563	40.21	2.66	42.87	46.00	-3.13	QP			

Job No.: DING #1152  
 Standard: FCC Class B 3M Radiated  
 Test item: Radiation Test  
 Temp.( C)/Hum.(%) 23 C / 48 %  
 EUT: Interactive Flat Panel  
 Mode: HDMI IN  
 Model: ST-860U  
 Manufacturer: Recordex USA,Inc.

Polarization: Horizontal  
 Power Source: AC 120V/60Hz  
 Date: 17/06/03/  
 Time: 9/43/17  
 Engineer Signature: BLACK  
 Distance: 3m

Note: Report NO.:ATE20170899

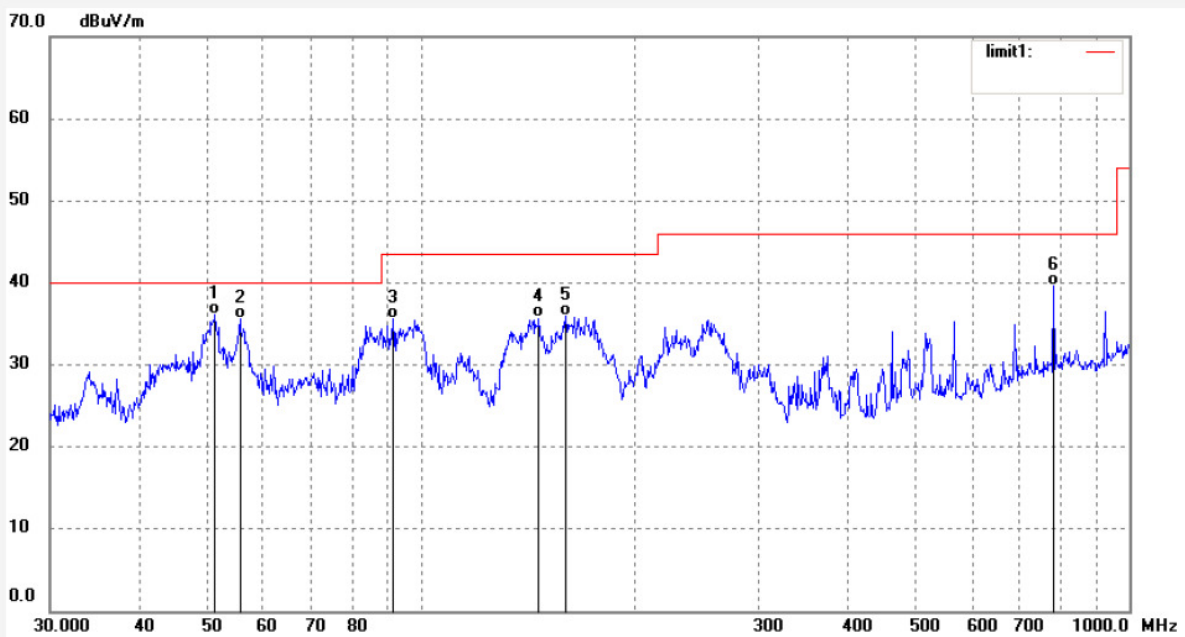


No.	Freq. (MHz)	Reading (dBuV/m)	Factor (dB)	Result (dBuV/m)	Limit (dBuV/m)	Margin (dB)	Detector	Height (cm)	Degree (deg.)	Remark
1	55.6094	48.68	-13.06	35.62	40.00	-4.38	QP			
2	100.2286	45.01	-13.09	31.92	43.50	-11.58	QP			
3	155.9100	48.90	-14.87	34.03	43.50	-9.47	QP			
4	175.6516	48.86	-13.47	35.39	43.50	-8.11	QP			
5	254.7283	44.75	-10.53	34.22	46.00	-11.78	QP			
6	782.3452	39.30	0.41	39.71	46.00	-6.29	QP			

Job No.: DING #1153  
 Standard: FCC Class B 3M Radiated  
 Test item: Radiation Test  
 Temp.( C)/Hum.(%) 23 C / 48 %  
 EUT: Interactive Flat Panel  
 Mode: DP IN  
 Model: ST-860U  
 Manufacturer: Recordex USA,Inc.

Polarization: Horizontal  
 Power Source: AC 120V/60Hz  
 Date: 17/06/03/  
 Time: 9/44/40  
 Engineer Signature: BLACK  
 Distance: 3m

Note: Report NO.:ATE20170899



No.	Freq. (MHz)	Reading (dBuV/m)	Factor (dB)	Result (dBuV/m)	Limit (dBuV/m)	Margin (dB)	Detector	Height (cm)	Degree (deg.)	Remark
1	51.3004	48.74	-12.68	36.06	40.00	-3.94	QP			
2	55.6094	48.68	-13.06	35.62	40.00	-4.38	QP			
3	91.4949	50.58	-14.94	35.64	43.50	-7.86	QP			
4	146.8876	50.78	-15.08	35.70	43.50	-7.80	QP			
5	160.3456	50.30	-14.41	35.89	43.50	-7.61	QP			
6	782.3453	39.30	0.41	39.71	46.00	-6.29	QP			



**ACCURATE TECHNOLOGY CO., LTD.**

F1,Bldg,A,Changyuan New Material Port Keyuan Rd,  
Science & Industry Park,Nanshan Shenzhen,P.R.China

Site: 1# Chamber

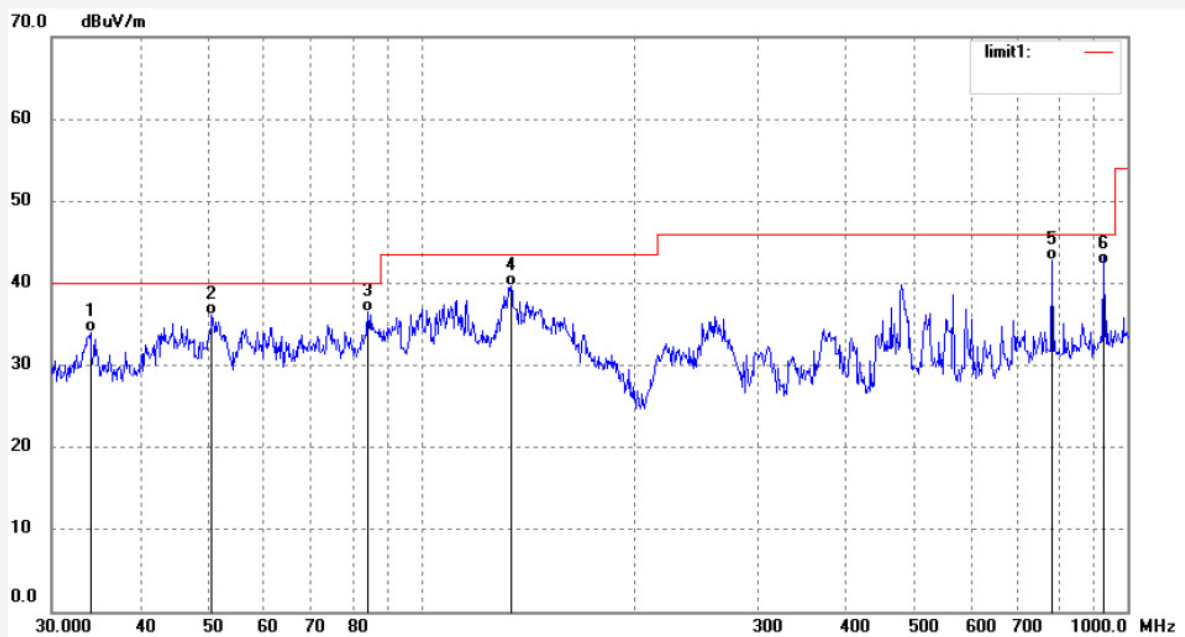
Tel:+86-0755-26503290

Fax:+86-0755-26503396

Job No.: DING #1154  
Standard: FCC Class B 3M Radiated  
Test item: Radiation Test  
Temp.( C)/Hum.(%) 23 C / 48 %  
EUT: Interactive Flat Panel  
Mode: DP IN  
Model: ST-860U  
Manufacturer: Recordex USA,Inc.

Polarization: Vertical  
Power Source: AC 120V/60Hz  
Date: 17/06/03/  
Time: 9/46/08  
Engineer Signature: BLACK  
Distance: 3m

Note: Report NO.:ATE20170899



No.	Freq. (MHz)	Reading (dBuV/m)	Factor (dB)	Result (dBuV/m)	Limit (dBuV/m)	Margin (dB)	Detector	Height (cm)	Degree (deg.)	Remark
1	34.0363	44.20	-10.13	34.07	40.00	-5.93	QP			
2	50.5859	48.73	-12.62	36.11	40.00	-3.89	QP			
3	84.1099	52.03	-15.53	36.50	40.00	-3.50	QP			
4	134.0882	53.54	-13.92	39.62	43.50	-3.88	QP			
5	782.3452	42.37	0.41	42.78	46.00	-3.22	QP			
6	925.7563	39.64	2.66	42.30	46.00	-3.70	QP			



**ACCURATE TECHNOLOGY CO., LTD.**

F1,Bldg.A,Changyuan New Material Port Keyuan Rd,  
Science & Industry Park,Nanshan Shenzhen,P.R.China

Site: 1# Chamber

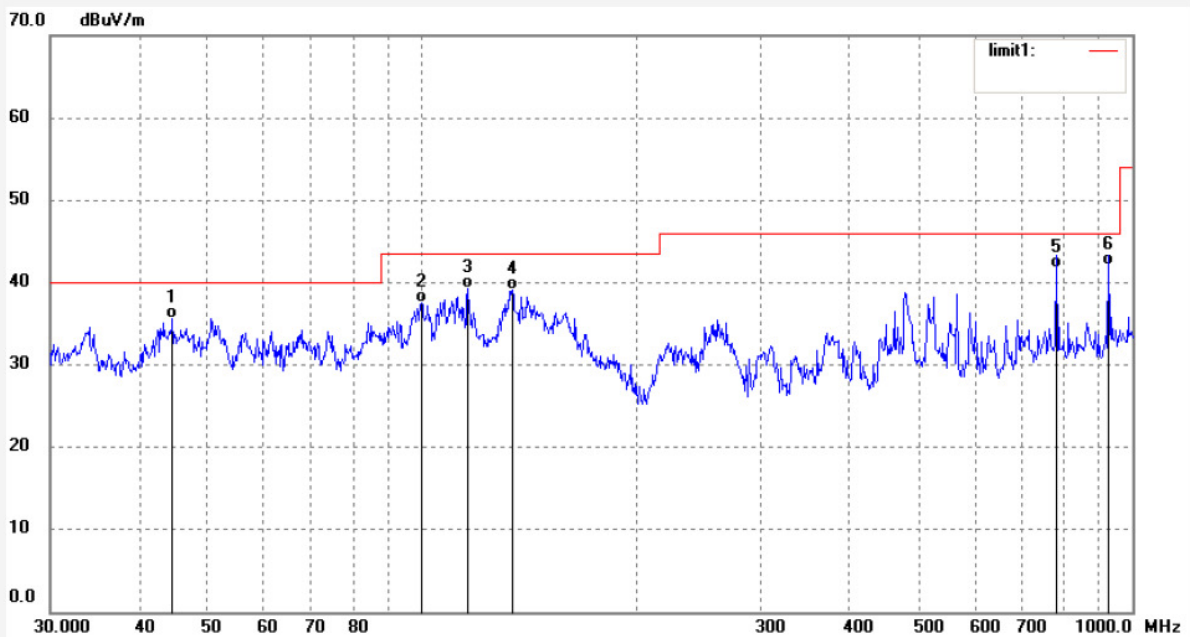
Tel:+86-0755-26503290

Fax:+86-0755-26503396

Job No.: DING #1155  
Standard: FCC Class B 3M Radiated  
Test item: Radiation Test  
Temp.( C)/Hum.(%) 23 C / 48 %  
EUT: Interactive Flat Panel  
Mode: AV IN  
Model: ST-860U  
Manufacturer: Recordex USA,Inc.

Polarization: Vertical  
Power Source: AC 120V/60Hz  
Date: 17/06/03/  
Time: 9/48/20  
Engineer Signature: BLACK  
Distance: 3m

Note: Report NO.:ATE20170899



No.	Freq. (MHz)	Reading (dBuV/m)	Factor (dB)	Result (dBuV/m)	Limit (dBuV/m)	Margin (dB)	Detector	Height (cm)	Degree (deg.)	Remark
1	44.5867	48.08	-12.53	35.55	40.00	-4.45	QP			
2	99.8777	50.54	-13.09	37.45	43.50	-6.05	QP			
3	116.1320	52.43	-13.06	39.37	43.50	-4.13	QP			
4	134.0882	53.04	-13.92	39.12	43.50	-4.38	QP			
5	782.3452	41.27	0.41	41.68	46.00	-4.32	QP			
6	925.7563	39.46	2.66	42.12	46.00	-3.88	QP			



**ACCURATE TECHNOLOGY CO., LTD.**

F1,Bldg,A,Changyuan New Material Port Keyuan Rd,  
Science & Industry Park,Nanshan Shenzhen,P.R.China

Site: 1# Chamber

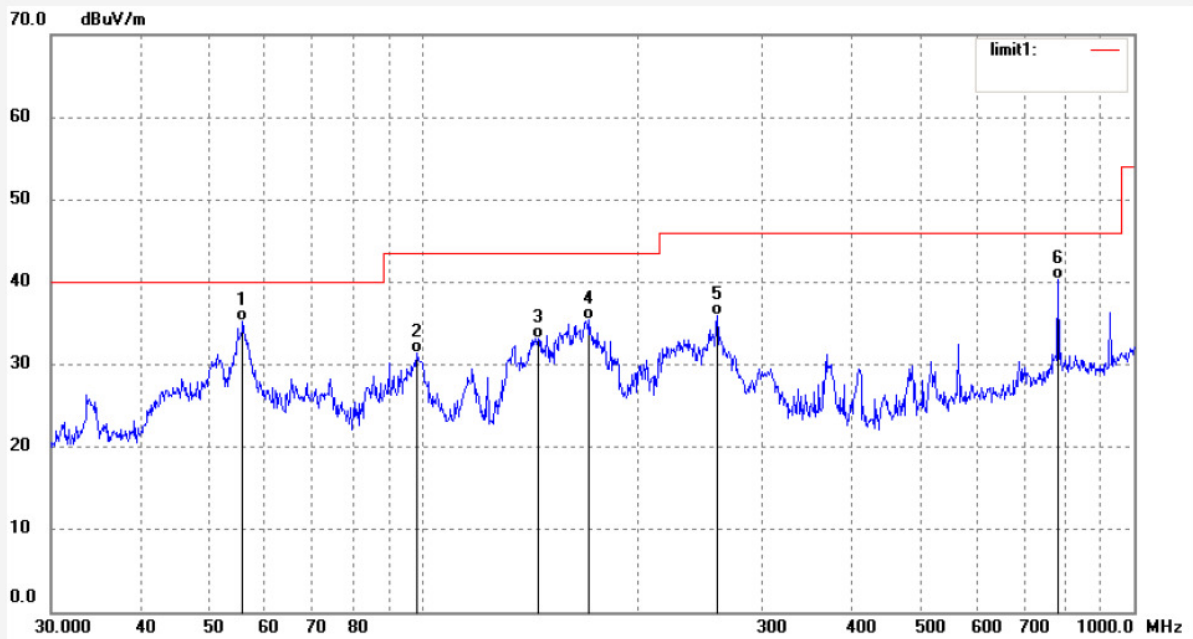
Tel:+86-0755-26503290

Fax:+86-0755-26503396

Job No.: DING #1156  
Standard: FCC Class B 3M Radiated  
Test item: Radiation Test  
Temp.( C)/Hum.(%) 23 C / 48 %  
EUT: Interactive Flat Panel  
Mode: AV IN  
Model: ST-860U  
Manufacturer: Recordex USA,Inc.

Polarization: Horizontal  
Power Source: AC 120V/60Hz  
Date: 17/06/03/  
Time: 9/50/05  
Engineer Signature: BLACK  
Distance: 3m

Note: Report NO.:ATE20170899



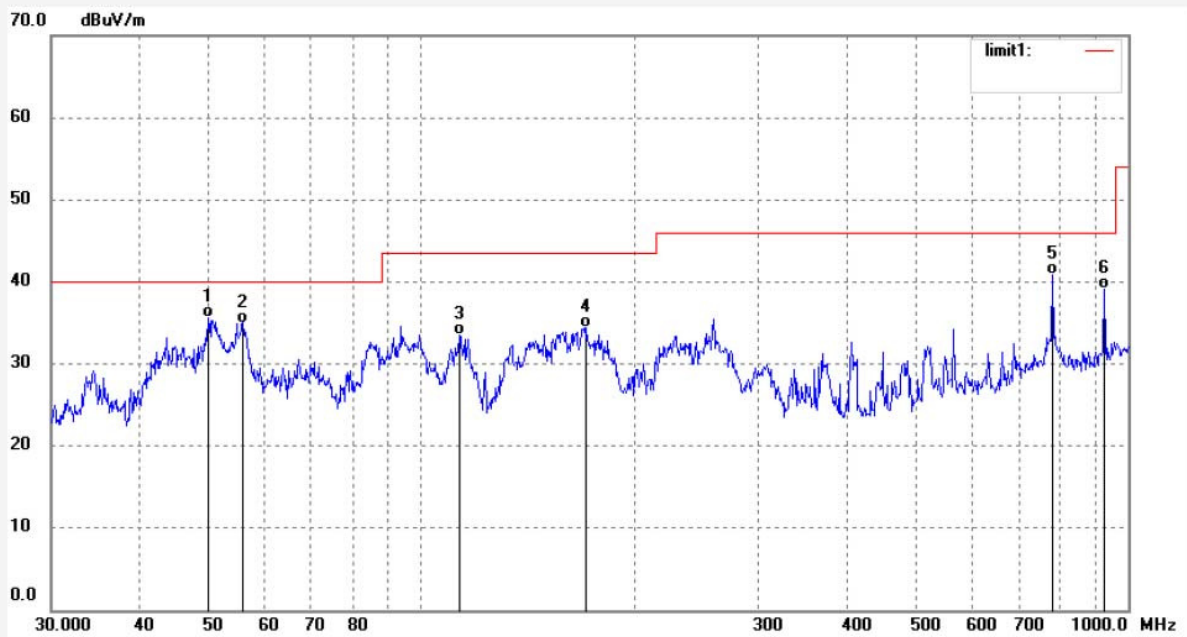
No.	Freq. (MHz)	Reading (dBuV/m)	Factor (dB)	Result (dBuV/m)	Limit (dBuV/m)	Margin (dB)	Detector	Height (cm)	Degree (deg.)	Remark
1	55.8046	48.30	-13.10	35.20	40.00	-4.80	QP			
2	98.1419	45.09	-13.68	31.41	43.50	-12.09	QP			
3	145.3505	48.35	-15.11	33.24	43.50	-10.26	QP			
4	171.3925	48.94	-13.52	35.42	43.50	-8.08	QP			
5	259.2336	46.43	-10.49	35.94	46.00	-10.06	QP			
6	782.3451	39.93	0.41	40.34	46.00	-5.66	QP			



Job No.: DING #1157  
 Standard: FCC Class B 3M Radiated  
 Test item: Radiation Test  
 Temp.( C)/Hum.(%) 23 C / 48 %  
 EUT: Interactive Flat Panel  
 Mode: USB PLAY  
 Model: ST-860U  
 Manufacturer: Recordex USA,Inc.

Polarization: Horizontal  
 Power Source: AC 120V/60Hz  
 Date: 17/06/03/  
 Time: 9/52/53  
 Engineer Signature: BLACK  
 Distance: 3m

Note: Report NO.:ATE20170899



No.	Freq. (MHz)	Reading (dBuV/m)	Factor (dB)	Result (dBuV/m)	Limit (dBuV/m)	Margin (dB)	Detector	Height (cm)	Degree (deg.)	Remark
1	50.0566	48.19	-12.59	35.60	40.00	-4.40	QP			
2	56.0007	48.14	-13.14	35.00	40.00	-5.00	QP			
3	113.3161	46.80	-13.32	33.48	43.50	-10.02	QP			
4	171.3925	47.94	-13.52	34.42	43.50	-9.08	QP			
5	782.3451	40.43	0.41	40.84	46.00	-5.16	QP			
6	925.7563	36.47	2.66	39.13	46.00	-6.87	QP			



**ACCURATE TECHNOLOGY CO., LTD.**

F1,Bldg,A,Changyuan New Material Port Keyuan Rd,  
Science & Industry Park,Nanshan Shenzhen,P.R.China

Site: 1# Chamber

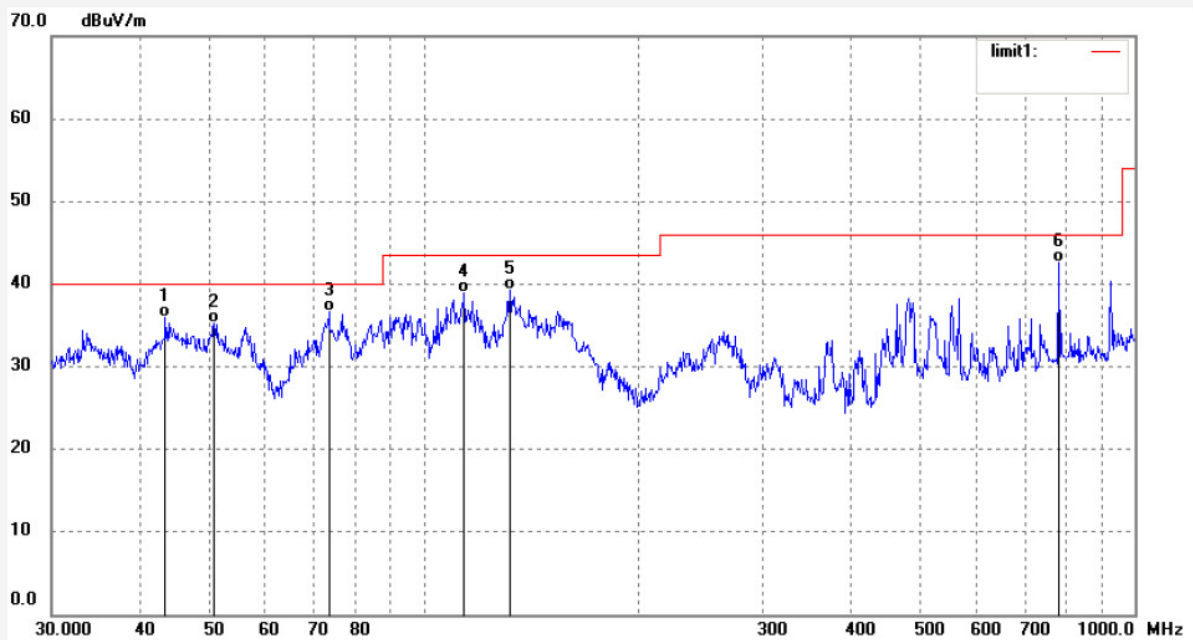
Tel:+86-0755-26503290

Fax:+86-0755-26503396

Job No.: DING #1158  
Standard: FCC Class B 3M Radiated  
Test item: Radiation Test  
Temp.( C)/Hum.(%) 23 C / 48 %  
EUT: Interactive Flat Panel  
Mode: USB PLAY  
Model: ST-860U  
Manufacturer: Recordex USA,Inc.

Polarization: Vertical  
Power Source: AC 120V/60Hz  
Date: 17/06/03/  
Time: 9/54/46  
Engineer Signature: BLACK  
Distance: 3m

Note: Report NO.:ATE20170899



No.	Freq. (MHz)	Reading (dBuV/m)	Factor (dB)	Result (dBuV/m)	Limit (dBuV/m)	Margin (dB)	Detector	Height (cm)	Degree (deg.)	Remark
1	43.3534	48.23	-12.27	35.96	40.00	-4.04	QP			
2	50.7637	47.89	-12.64	35.25	40.00	-4.75	QP			
3	73.6170	53.23	-16.54	36.69	40.00	-3.31	QP			
4	114.1136	52.08	-13.20	38.88	43.50	-4.62	QP			
5	132.2204	53.14	-13.84	39.30	43.50	-4.20	QP			
6	782.3451	42.26	0.41	42.67	46.00	-3.33	QP			