
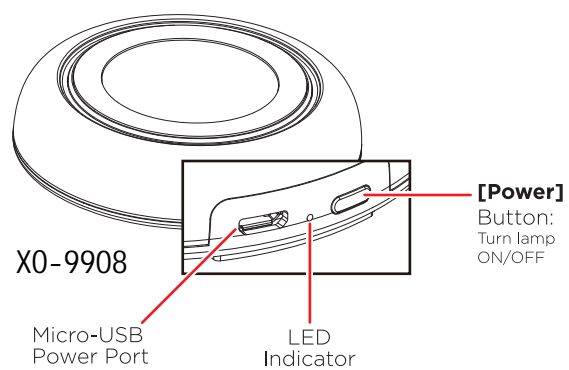

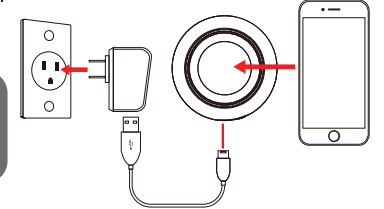


# User Manual

X0-9908

<p><b>(Fold Inward)</b> </p>	<p><b>(Back Cover)</b></p>	<p><b>(Front Cover)</b></p>
<p>3.5INCH</p>	<p>3.5INCH</p>	<p>3.5INCH</p>
<p>3.5INCH</p>	<p>3.5INCH</p>	<p>3.5INCH</p>
	<p style="text-align: center;"><b>Warranty Information</b></p> <p><b>90-day Limited Warranty</b> Territory: United States/Canada</p> <p><b>LIMITED WARRANTY TO ORIGINAL CONSUMER</b> This product (including any accessories included in the original packaging) as supplied and distributed new by an authorized retailer is warranted by Southern Telecom, Inc. to the original consumer purchaser against defects in materials and workmanship ("Warranty") as follows:</p> <p><b>To obtain warranty service:</b></p> <ul style="list-style-type: none"> <li>• Visit our website at <a href="http://www.southerntelecom.com">www.southerntelecom.com</a></li> <li>• Click on <b>Product Support</b></li> <li>• Select the <b>Brand</b> of your device</li> <li>• Select <b>Service Request</b> and fill out the form to begin your inquiry</li> </ul> <p>Your product will be repaired or replaced, at our option, for the same or similar model of equal value if examination by the service center determines this product is defective. Products received damaged as a result of shipping will require you to file a claim with the carrier.</p> <p><b>Warranty service not provided</b> This warranty does not cover damage resulting from accident, misuse, abuse, improper installation or operation, lack of reasonable care, unauthorized modification including software modifications such as the installation of custom firmware. This warranty is voided in the event any unauthorized person opens, alters or repairs this product. All products being returned to the authorized service center for repair must be suitably packaged.</p> <p><small>NO WARRANTIES, WHETHER EXPRESS OR IMPLIED, INCLUDING, BUT NOT LIMITED TO, ANY IMPLIED WARRANTIES OF MERCHANTABILITY OR FITNESS FOR A PARTICULAR PURPOSE, OTHER THAN THOSE EXPRESSLY DESCRIBED ABOVE SHALL APPLY. DISTRIBUTOR FURTHER DISCLAIMS ALL WARRANTIES AFTER THE EXPRESS WARRANTY PERIOD STATED ABOVE. NO OTHER EXPRESS WARRANTY OR GUARANTY GIVEN BY ANY PERSON, FIRM OR ENTITY WITH RESPECT TO THE PRODUCT SHALL BE BINDING ON DISTRIBUTOR, REPAIR, REPLACEMENT, OR REFUND OF THE ORIGINAL PURCHASE PRICE - AT DISTRIBUTOR'S SOLE DISCRETION - ARE THE EXCLUSIVE REMEDIES OF THE CONSUMER. IN NO EVENT WILL DISTRIBUTOR OR ITS MANUFACTURERS BE LIABLE FOR ANY INCIDENTAL, DIRECT, INDIRECT, SPECIAL, PUNITIVE OR CONSEQUENTIAL DAMAGES (SUCH AS, BUT NOT LIMITED TO, DAMAGES FOR LOSS OF PROFITS, BUSINESS, SAVINGS, DATA OR RECORDS) CAUSED BY THE USE, MISUSE OR INABILITY TO USE THE PRODUCT, EXCEPT AS STATED HEREIN. NO OTHER WARRANTIES SHALL APPLY, NOTWITHSTANDING THE FOREGOING. CONSUMER'S RECOVERY AGAINST DISTRIBUTOR SHALL NOT EXCEED THE PURCHASE PRICE OF THE PRODUCT SOLD BY DISTRIBUTOR. THIS WARRANTY SHALL NOT EXTEND TO ANYONE OTHER THAN THE ORIGINAL CONSUMER WHO PURCHASED THE PRODUCT AND IS NOT TRANSFERABLE.</small></p> <p><small>Some countries, states or provinces do not allow the exclusion or limitation of incidental or consequential damages or allow limitations on warranties, so limitation or exclusions may not apply to you. This warranty gives you specific legal rights, and you may have other rights that vary from state to state or province to province. Contact your authorized retailer to determine if another warranty applies.</small></p>	<p style="text-align: center; font-size: 2em;">vie oli</p> <p style="text-align: center;">Restful Light Himalayan Salt Wireless Charging Pad</p>  <p style="text-align: center;">Instruction Guide X0-9908</p> <p style="text-align: right; font-size: 0.8em;"><small>Designed in US Printed in China v1.09-2020</small></p>

<p><b>Before You Begin...</b></p>	<p><b>Rating Label Definitions</b></p>	<p><b>Location of Controls</b></p>	<p><b>Getting Started</b></p>
<p>3.5INCH</p>	<p>3.5INCH</p>	<p>3.5INCH</p>	<p>3.5INCH</p>
<p><b>Customer Support</b> For any questions or problems with your product, please visit our website at <a href="http://SouthernTelecom.com">SouthernTelecom.com</a> and click on <b>Product Support</b>.</p> <p><b>Caution</b> To ensure safe and proper use, read all safety information before using the device. Only use with manufacturer-approved batteries, chargers, accessories, and supplies.</p> <ul style="list-style-type: none"> <li>• <b>THIS DEVICE IS NOT A TOY. Keep away from children and pets.</b></li> <li>• Do not allow the device to be exposed to water or touch the device with wet hands.</li> <li>• Do not drop or cause an impact to the device.</li> <li>• Do not use or store the device in temperatures lower than 5°C or higher than 35°C.</li> <li>• Do not allow the USB port or the connectors of the supplied USB cable to be exposed to dust, or water, or come into contact with any conductive materials such as liquids, metallic powders, etc.</li> <li>• If using with a USB adapter, make sure the adapter is not damaged.</li> <li>• Do not disassemble, modify, or repair the device.</li> <li>• <b>Do NOT place any metal object onto the charging pad.</b></li> <li>• Magnetic strip cards, including credit cards, phone cards, identification cards and boarding passes may be damaged by the magnetic field if placed on or near this device.</li> <li>• Do not place this device on or near a microwave or similar appliance.</li> <li>• This device should not be disposed of with regular household waste. Please consult the local authorities on the correct way to dispose of this device.</li> </ul>	<p><b>Rating Label Definitions</b></p> <p> Direct current symbol.</p> <p><b>FC</b> This symbol represents FCC Declaration of Conformity and compliance.</p> <p><b>Compatibility</b> X0-9908 is compatible Qi-enabled devices, such as:</p> <p>iPhone XS Max / XS / XR / 8 / 8 Plus / X, Asus Padfone S, Blackberry Z30 (Verizon), Blackberry Classic, Cat Catphone S50, DeWalt MILB10G, Google Pixel 3 XL, Google Pixel 3, Google Nexus 4 / 5 / 6 / 7, HP Elite X3, HTC BX (Verizon), HTC Droid DNA (Verizon), HTC Thunderbolt (Verizon), Huawei Mate 20 Pro / 20 RS Porsche Design / RS Porsche Design, LG Optimus G Pro, LG G4, LG G6, LG V30, LG G3, Kyocera Hydro Elite, Kyocera Ubano L03, Kyocera Torque, Kyocera Urbano L01, Kyocera Torque G02, Lumia 950, Lumia 950 Dual Sim, Lumia 950XL, Motorola Droid Max, Motorola Droid Turbo, MOTO 360, Motorola Droid Mini, M.T.T Master 4G, Nokia Lumia 830, M.T.T Master, Nokia Lumia 735 / 928 / 1520 / 920 / 930, Razer Phone 2, Saygus V Squared, Samsung Galaxy S8 / S8+ / 9 / 9+, Samsung Galaxy Note 8 / 9, Samsung S6 / S6 Edge / S6 Edge+ / S7 / S7 Edge, Samsung Note 5 / 7, Sharp Aquos 3 HE, Sony BSP10, Sony Xperia Z4V / Z3V, Techdy Basic Bear, Xiaomi MI Mix 2s, Vertu Signature Touch, Yotaphone 2</p> <p>...and more.</p> <p>Please check your mobile device's user manual or documentation to see if it is compatible with the Qi charging standard. This item is NOT compatible with AirFuel/PMA charging standards.</p> <p><b>In the Box</b></p> <ul style="list-style-type: none"> <li>• X0-9908 - Wireless Charging Pad (x1)</li> <li>• USB Power Cable (x1)</li> <li>• Instruction Manual (x1)</li> </ul>	<p><b>Location of Controls</b></p>  <p><b>X0-9908</b></p> <p>Micro-USB Power Port</p> <p>LED Indicator</p> <p><b>[Power] Button:</b> Turn lamp ON/OFF</p>  <p>Micro-USB Connector</p> <p>USB Connector</p> <p><b>USB Power Cable</b></p>	<p><b>Getting Started</b></p> <p><b>Connecting to Power</b> Plug the micro-USB connector of the supplied USB power cable into the micro-USB power port on the charging pad. Plug the USB connector into a USB power port or into a compatible <b>5V USB adapter</b> (not included) and plug into a wall socket.</p> <p><b>Wireless Charging</b></p>  <p><b>Caution: Do not place any metallic or magnetic objects, including phone cases, on the wireless charging pad. This can damage the object or charging pad.</b></p> <p>Connect to power.</p> <p>Place your device face up in the center of the wireless charging pad. The LED indicator will <b>turn BLUE</b> to indicate that your device is charging.</p> <p>If your device does not begin to charge, try repositioning your device on the charging pad.</p> <p><b>NOTE:</b> You may need to remove your smartphone case to charge properly.</p> <p><b>Using the Lamp</b></p> <ul style="list-style-type: none"> <li>• Press the <b>[Power]</b> button to turn the built-in Himalayan salt lamp ON and OFF.</li> </ul>

#### FCC Statement

This device complies with part 15 and part 18 of the FCC Rules. Operation is Subject To the following two conditions:

(1) This device may not cause harmful interference, and (2) this device must accept any interference received, including interference that may cause undesired operation. Changes or modifications not explicitly approved by the party responsible for compliance could void the user's authority to operate this equipment.

Note: this equipment has been tested and found to comply with the limits for a Class B digital device, pursuant to part 15 and part 18 of the FCC Rules. These limits are designed to provide reasonable protection against harmful interference in a residential installation. This equipment generates, uses and can radiate radio frequency energy and, if not installed and used in accordance with the instructions, may cause harmful interference to radio communications. However, there is no guarantee that interference will not occur in a particular installation. If this equipment does cause harmful interference to radio or television reception, which can be determined by turning the equipment off and on, the user is encouraged to try to correct the interference by one or more of the following measures:

- Reorient or relocate the receiving antenna.
- Increase the separation between the equipment and receiver.
- Connect the equipment into an outlet on a circuit different from that to which the receiver is connected.
- Consult the dealer or an experienced radio/TV technician for help.

The equipment complies with FCC radiation exposure limits set forth for an uncontrolled environment. During the operation of device a distance of 15 cm surrounding the device and 20 cm above the top surface of the device must be respected.

This device complies with Part 18 of the FCC Rules. This equipment generates uses and can radiate radio frequency energy and, if not installed and used in accordance with the instructions, may cause harmful interference to radio communications. If this equipment does cause harmful interference to radio or television reception, which can be determined by turning the equipment off and on, the user is encouraged to try to correct the interference by one or more of the following measures:

- Increase the separation between the equipment and any other radio device.
- Connect the equipment into an outlet on a circuit different from that to which the receiver is connected.