

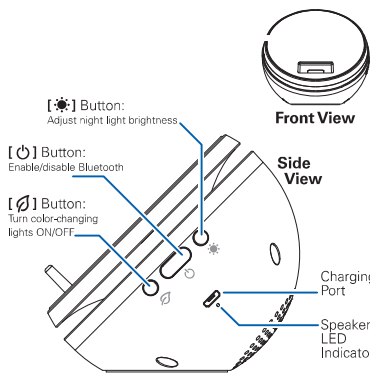


(Fold Inward) - - - - - ▶

(Back Cover)

(Front Cover)

|  |  |  |  |
|--|--|--|--|
|  | <p align="center"><b>Compliance Information</b></p> <p><b>FCC Information</b><br/>This device complies with Part 15 of the FCC Rules.</p> <p><b>Caution:</b> Any changes or modifications not expressly approved could void the user's authority to operate the equipment.</p> <p><b>Note:</b> This equipment has been tested and found to comply with the limits for a Class B digital device, pursuant to part 15 of the FCC Rules. These limits are designed to provide reasonable protection against harmful interference in a residential installation. The equipment generates, uses and can radiate radio frequency energy and, if not installed and used in accordance with the instructions, may cause harmful interference to radio communications. However, there is no guarantee that interference will not occur in a particular installation.</p> <p>If this equipment does cause harmful interference to radio or television reception, which can be determined by turning the equipment off and on, the user is encouraged to try to correct the interference by one or more of the following measures:</p> <ul style="list-style-type: none"> <li>• Reorient or relocate the receiving antenna.</li> <li>• Increase the separation between the equipment and receiver.</li> <li>• Connect the equipment into an outlet on a circuit different from that to which the receiver is connected.</li> <li>• Consult the dealer or an experienced radio/TV technician for help.</li> </ul> <p>This device complies with Part 15 of the FCC Rules. Operation is subject to the following two conditions: (1) This device may not cause harmful interference, and (2) this device must accept any interference received, including interference that may cause undesired operation.</p> <p><b>This product complies with the requirements for Part 18 of the FCC Rules.</b> Although this product complies with FCC, it may interfere with other devices. If this product is found to interfere with another device, separate the other device and this product.</p> <p><b>Radiation Exposure Information</b><br/>The device has been evaluated to meet general RF exposure requirements. The device can be used in portable exposure condition without restriction.</p> <p><b>WARNING: Lithium Battery Inside</b><br/>This product is fitted with a lithium battery. Do not damage, open, or dismantle the battery and do not use it in damp and/or corrosive conditions. Use only with compatible chargers. Never dispose of batteries in a fire, and never expose them to high temperatures. Do not expose the product to temperatures exceeding 80°C (140°F).</p>  | <p align="center"><b>Warranty Information</b></p> <p><b>90-Day Limited Warranty</b><br/>Southern Telecom Electronics</p> <p><b>LIMITED WARRANTY TO ORIGINAL CONSUMER</b><br/>This product, including any accessories included in the original packaging is rugged and distributed new by an authorized reseller, is warranted by Southern Telecom, Inc. to the original consumer purchaser against defects in materials and workmanship ("Warranty") as follows:</p> <p><b>To obtain warranty service:</b></p> <ul style="list-style-type: none"> <li>• Use our website at <a href="http://www.southern Telecom.com">www.southern Telecom.com</a></li> <li>• Back up Product Support</li> <li>• Select the Brand of your device</li> <li>• Select Service Request and fill out the form to begin your inquiry</li> </ul> <p>Your product will be repaired or replaced, at our option, for the same or similar model of equal value if examination by the service center determines this product is defective. Products received damaged as a result of shipping will require you to file a claim with the carrier.</p> <p><b>Warranty service not provided</b><br/>This warranty does not cover damage resulting from accident, misuse, abuse, improper installation or operation, lack of reasonable care, unauthorized modification including software modifications such as the installation of custom firmware. This warranty is voided in the event any unauthorized person opens, alters or repairs this product. All products being returned to the authorized service center for repair must be suitable packaging.</p> <p><b>NO WARRANTIES, WHETHER EXPRESS OR IMPLIED, INCLUDING, BUT NOT LIMITED TO, ANY IMPLIED WARRANTIES OF MERCHANTABILITY OR FITNESS FOR A PARTICULAR PURPOSE, OR OTHER WARRANTIES, EXPRESS OR IMPLIED, ARE MADE BY SOUTHERN TELECOM, INC. OR ANY DISTRIBUTOR. SOUTHERN TELECOM, INC. AND ITS DISTRIBUTORS MAKE NO REPRESENTATION OR WARRANTY, EITHER EXPRESS OR IMPLIED, WITH RESPECT TO THE PRODUCT SHALL BE LIMITED TO DISTRIBUTION, REPAIR, REPLACEMENT, OR REFUND OF THE ORIGINAL PURCHASE PRICE. ALL DISTRIBUTORS' SOLE REPRESENTATIVE AND THE EXCLUSIVE REPRESENTATIVE OF THE CONSUMER IN NO EVENT WILL DISTRIBUTION OR ITS MANUFACTURERS BE LIABLE FOR ANY INCIDENTAL, DIRECT, INDIRECT, SPECIAL, PUNITIVE OR CONSEQUENTIAL DAMAGES, SUCH AS, BUT NOT LIMITED TO, DAMAGES FOR LOSS OF PROFITS, BUSINESS SAVINGS, DATA OR RECORDS CAUSED BY THE USE, ABUSE OR IMPROPER USE OF THIS PRODUCT. SOUTHERN TELECOM, INC. AND OTHER MANUFACTURERS SHALL, HOWEVER, REMAIN LIABLE FOR THE FOREGOING. CONSUMERS' RECOVERY AGAINST DISTRIBUTOR SHALL NOT EXCEED THE PURCHASE PRICE OF THE PRODUCT SOLD BY DISTRIBUTOR. THIS WARRANTY SHALL NOT EXTEND TO ANYONE OTHER THAN THE ORIGINAL CONSUMER WHO PURCHASED THE PRODUCT AND IS NOT TRANSFERABLE.</b></p> <p>Some countries, states or provinces do not allow the exclusion or limitation of incidental or consequential damages or allow limitations on warranties, so limitation or exclusions may not apply to you. This warranty gives you specific legal rights, and you may have other rights that vary from state to state or province to province. Contact your local consumer protection agency for more information. <b>All product names, trademarks, and registered trademarks are property of their respective owners. All company, product, and service names used in this document are for identification purposes only. Use of these names, trademarks, and brands does not imply endorsement.</b></p> <p align="right">Designed in US<br/>Printed in China<br/>v1.08-0720</p> | <p align="center"><b>ART+SOUND™</b></p> <p align="center"><b>ORB BEATS</b><br/>LED Wireless Speaker</p>  <p align="center">Instruction Manual<br/>XO-9742-2</p> |
|--|--|--|--|

|  |  |  |  |
|--|--|--|--|
| <p align="center"><b>Before You Begin...</b></p> <p><b>READ CAREFULLY AND KEEP THIS MANUAL</b></p> <p><b>Customer Support</b><br/>For any questions or problems with your product, please visit our website at <a href="http://SouthernTelecom.com">SouthernTelecom.com</a> and click on <b>Product Support</b>.</p> <p><b>Caution</b><br/>To ensure safe and proper use, read all safety information before using the device. Only use with manufacturer-recommended batteries, chargers, accessories, and supplies.</p> <ul style="list-style-type: none"> <li>• <b>THIS DEVICE IS NOT A TOY.</b> Keep away from children and pets.</li> <li>• Do not disassemble, modify or repair the device.</li> <li>• Do not expose to extreme temperatures (heat or cold), open flames, humid, or wet conditions.</li> <li>• <b>Do not submerge in water.</b></li> <li>• Low power may cause poor Bluetooth connection or sound distortion.</li> <li>• Do not overcharge battery.</li> <li>• If using with a USB adapter, make sure the adapter is not damaged.</li> <li>• Do not allow the USB port or the connectors of the supplied USB cable to be exposed to dust or water, or to come into contact with any conductive materials such as liquids, metallic powders, etc.</li> <li>• <b>Do NOT place any metal object onto the charging pad.</b></li> <li>• Magnetic strip cards, including credit cards, phone cards, identification cards and boarding passes may be damaged by the magnetic field if placed on or near this device.</li> <li>• Do not place this device on or near a microwave or similar appliance.</li> <li>• The speaker contains a built-in battery and should not be disposed of with regular household waste. Please consult the local authorities on the correct way to dispose of this device.</li> </ul> <p><b>In the Box</b></p> <ul style="list-style-type: none"> <li>• AR1073 - Wireless Speaker (x1)</li> <li>• USB Charging Cable (x1)</li> <li>• User Manual (x1)</li> </ul> | <p align="center"><b>Location of Controls</b></p>  <p><b>Front View</b></p> <p><b>Side View</b></p> <p><b>Charging Port</b></p> <p><b>Speaker LED Indicator</b></p> <p><b>[☀] Button:</b><br/>Adjust night light brightness</p> <p><b>[⏻] Button:</b><br/>Enable/disable Bluetooth</p> <p><b>[🌈] Button:</b><br/>Turn color-changing lights ON/OFF</p> | <p align="center"><b>Getting Started</b></p> <p><b>Charging the Speaker</b><br/>Plug the micro-USB connector (smaller) of the included charging cable into the micro-USB charging port on the side of the speaker. Plug the USB connector (larger) into a USB power source, or into a <b>5V USB adapter (not included)</b> and plug into a wall outlet.</p> <p>The speaker LED indicator will <b>turn RED</b> while charging and turn OFF when fully charged. When the speaker is low on power, a tone will be heard indicating that it needs to be recharged.</p> <p><b>Powering ON/OFF</b></p> <ul style="list-style-type: none"> <li>• Press the [⏻] button on the side of the speaker to power ON and OFF.</li> <li>• When powered ON, the speaker will enter Bluetooth pairing mode, and may automatically repair to any available previously-paired device nearby.</li> </ul> <p><b>Playing Music</b><br/>To listen to music or audio on the speaker, you must be paired to an audio device via Bluetooth® wireless. If you are pairing for the first time, see the <b>Bluetooth Pairing</b> section of this manual.</p> <p>When connected, all volume &amp; playback adjustment will be controlled with your paired device.</p> | <p><b>Bluetooth Pairing</b></p> <ol style="list-style-type: none"> <li>1. Power the speaker ON. A tone will be heard and the speaker will enter Bluetooth pairing mode. The speaker LED indicator will <b>quickly flash BLUE</b>.</li> <li>2. Set your mobile device to search for Bluetooth devices. When the list appears, select <b>AR1073</b> from the found devices.</li> <li>3. After a successful pairing, a tone will be heard, and the speaker LED indicator will <b>slowly flash BLUE</b>.</li> </ol> <p><b>Using the LED Lights</b></p> <ul style="list-style-type: none"> <li>• Press the [🌈] button to turn the color-changing lights ON or OFF.</li> <li>• Press the [☀] button to adjust night light brightness.</li> </ul> |
|--|--|--|--|