

LOMM1082: User Manual

OUTSIDE

Compliance Information

FCC Information

This device complies with Part 15 of the FCC Rules.

Caution: Any changes or modifications not expressly approved could void the user's authority to operate the equipment.

Note: This equipment has been tested and found to comply with the limits for a Class B digital device, pursuant to part 15 of the FCC Rules. These limits are designed to provide reasonable protection against harmful interference in a residential installation. This equipment generates, uses and can radiate radio frequency energy and, if not installed and used in accordance with the instructions, may cause harmful interference to radio communications. However, there is no guarantee that interference will not occur in a particular installation. If this equipment does cause harmful interference to radio or television reception, which can be determined by turning the equipment off and on, the user is encouraged to try to correct the interference by one or more of the following measures:

- Reorient or relocate the receiving antenna.
- Increase the separation between the equipment and receiver.
- Connect the equipment into an outlet on a circuit different from that to which the receiver is connected.
- Consult the dealer or an experienced radio/TV technician for help.

This device complies with Part 15 of the FCC Rules. Operation is subject to the following two conditions: (1) This device may not cause harmful interference, and (2) this device must accept any interference received, including interference that may cause undesired operation.

Radiation Exposure Information

This device has been evaluated to meet general RF exposure requirements. The device can be used in portable exposure conditions without restriction.

Rating Label Definitions



This symbol signifies that the product must not be discarded as household waste, and should be delivered to an appropriate collection facility for recycling. Proper disposal and recycling helps protect natural resources, human health and the environment.



This symbol signifies and declares that this equipment complies with battery charging which complies with California CEC and energy efficiency.



Direct current symbol



This symbol signifies that this is a wireless device powered by Bluetooth® technology. The Bluetooth® word mark and logos are registered trademarks owned by Bluetooth SIG, Inc., used under license.



This symbol represents FCC Declaration of Conformity and compliance.

Limited Warranty

90-Day Limited Warranty

Territory: United States

LIMITED WARRANTY TO ORIGINAL CONSUMER

This product as supplied and distributed new by an authorized retailer is warranted by Southern Telecom, Inc. to the original consumer purchaser against defects in materials and workmanship ("Warranty") as follows:

To obtain warranty service:

- Visit our customer support portal: www.customersupport123.com and select "Support".
- Select the brand, fill out the corresponding form (exchanges require dated proof of purchase from an authorized retailer) then submit your request.

Your product will be repaired or replaced, at our option, for the same or similar model of equal value if examination by the service center determines this product is defective. Products received damaged as a result of shipping will require you to file a claim with the carrier.

Warranty service not provided

This warranty does not cover damage resulting from accident, misuse, abuse, improper installation or operation, lack of reasonable care, unauthorized modification including software modifications such as the installation of custom firmware. This warranty is voided in the event any unauthorized person opens, alters or repairs this product. All products being returned to the authorized service center for repair must be suitably packaged.

NO WARRANTIES, WHETHER EXPRESS OR IMPLIED, INCLUDING, BUT NOT LIMITED TO, ANY IMPLIED WARRANTIES OF MERCHANTABILITY OR FITNESS FOR A PARTICULAR PURPOSE, OTHER THAN THOSE EXPRESSLY DESCRIBED ABOVE SHALL APPLY. DISTRIBUTOR FURTHER DISCLAIMS ALL WARRANTIES AFTER THE EXPRESS WARRANTY PERIOD STATED ABOVE. NO OTHER EXPRESS WARRANTY OR GUARANTEE GIVEN BY ANY PERSON, FIRM OR ENTITY WITH RESPECT TO THE PRODUCT SHALL BE BINDING ON DISTRIBUTOR, REPAIR, REPLACEMENT, OR REFUND OF THE ORIGINAL PURCHASE PRICE - AT DISTRIBUTOR'S SOLE DISCRETION - ARE THE EXCLUSIVE REMEDIES OF THE CONSUMER. IN NO EVENT WILL DISTRIBUTOR OR ITS MANUFACTURERS BE LIABLE FOR ANY INCIDENTAL, DIRECT, INDIRECT, SPECIAL, PUNITIVE OR CONSEQUENTIAL DAMAGES (SUCH AS, BUT NOT LIMITED TO, DAMAGES FOR LOSS OF PROFITS, BUSINESS, SAVINGS, DATA OR RECORDS) CAUSED BY THE USE, MISUSE OR INABILITY TO USE THE PRODUCT. EXCEPT AS STATED HEREIN, NO OTHER WARRANTIES SHALL APPLY. NOTWITHSTANDING THE FOREGOING, CONSUMER'S RECOVERY AGAINST DISTRIBUTOR SHALL NOT EXCEED THE PURCHASE PRICE OF THE PRODUCT SOLD BY DISTRIBUTOR. THIS WARRANTY SHALL NOT EXTEND TO ANYONE OTHER THAN THE ORIGINAL CONSUMER WHO PURCHASED THE PRODUCT AND IS NOT TRANSFERABLE.

Some countries, states or provinces do not allow the exclusion or limitation of incidental or consequential damages or allow limitations on warranties, so limitation or exclusions may not apply to you. This warranty gives you specific legal rights, and you may have other rights that vary from state to state or province to province. Contact your authorized retailer to determine if another warranty applies.

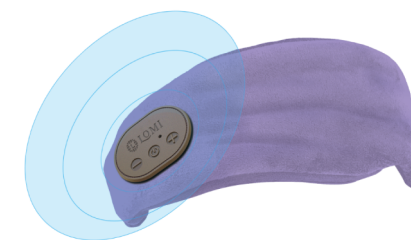


All product names, trademarks, and registered trademarks are property of their respective owners. All company, product, and service names used in this document are for identification purposes only. Use of these names, trademarks, and brands does not imply endorsement.

Printed in China
Designed in the U.S.
v1. 05/2023



BLUETOOTH RELAXATION MASK



User Manual
XY-EB040

BACK

FRONT

INSIDE

Before You Begin...

READ CAREFULLY AND KEEP THIS MANUAL

⚠ Caution

To ensure safe and proper use, read all safety information before using the device. Only use with manufacturer-approved batteries, chargers, accessories, and supplies.

- **THIS IS NOT A TOY.** Please keep away from children.
- Please keep away from water / heat.
- Low power may cause poor or no Bluetooth connection.
- Do not overcharge the battery.
- Do not submerge the inside Bluetooth speakers in water.
- The inside Bluetooth speakers shall not be exposed to excessive heat such as sunshine, fire or the like.
- Please do make sure the inside Bluetooth speakers are taken out before washing the eye mask.
- This device contains a built-in battery and should not be disposed of with regular household waste. Please consult the local authorities on the correct way to dispose of this device.

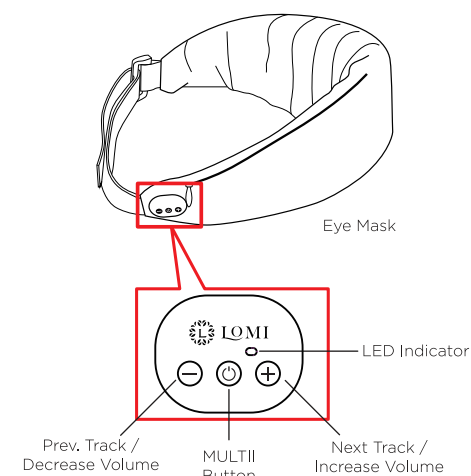
Questions & Support

If you have any questions or problems concerning this product, please visit our website at www.customersupport123.com and click on **Product Support**.

In the Box

- XY-EB040 - Eye Mask (x1)
- USB Charging Cable (x1)
- User Manual (x1)

Location of Controls

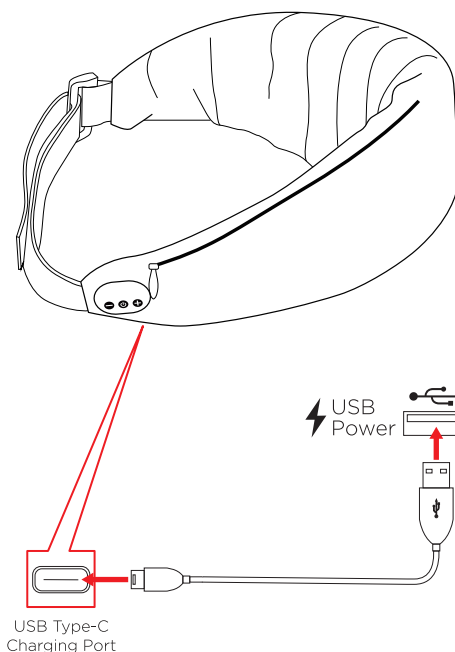


	Press & Hold: Power ON/OFF Press: Play/Pause, Answer/End Call Press & Hold: Reject Incoming Call 2xPress: Redial Last Outgoing Number
	Press: Next Track Press & Hold: Increase Volume
	Press: Previous Track Press & Hold: Decrease Volume

Getting Started

Charging the Eyemask Speaker

Plug the small connector of the supplied USB charging cable to the USB charging port on the eyemask. Plug the large connector into the USB port on a computer or into a compatible 5V USB adapter (not included) then plug it into an electrical outlet. The LED indicator will turn RED while charging and turn OFF when fully charged.



Bluetooth Pairing

1. Power the speaker ON. "Power On" will be heard and the speaker will enter Bluetooth pairing mode. The LED indicator will flash RED & BLUE.
 2. Set your mobile device to search for Bluetooth devices. When it appears, select "LOMM1082" from the list of found devices.
 3. After a successful pairing, "Connected" will be heard, and the LED indicator will slowly flash BLUE.
- The speaker will automatically pair with previously connected mobile devices that are within range.
 - The speaker will automatically power OFF after 3 minutes if not paired with a device.

Playing Music

- Start playing music on your Bluetooth enabled device. Make sure to keep your device within a 33' range of your eye mask speakers.

- Adjust the volume from your device or with the volume buttons on the eye mask.

- Press and hold the power button on the eye mask to turn it OFF.

Phone Calls

When paired to a Bluetooth device, the device's phone functions can be controlled by the speaker with the controls listed below:

- Press the button to answer an incoming call.
- Press the button to hang up a call.
- 2xPress the button to redial the last outgoing number
- Press & Hold the button to reject an incoming call.