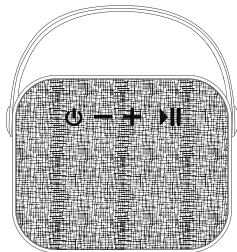


Wireless Speaker



What's included:

- 1 x Woven Fabric Bluetooth Speaker
- 1 x USB to Micro-USB charging cable
- 1 x Instruction Manual





Tech Specifications

- Working voltage: 3.4-4.2V
- Charging power supply: DC5V/500mA (Battery Indicator LED is red when charging. Turns solid green when fully charged).
- Low power warning: When voltage is lower than 3.4V, two beeps will sound and the

battery indicator LED will flash blue.

- Speaker functions via Bluetooth and line-in mode Bluetooth working range <10M Speaker functions via the 3.5mm cable (not included) when connected to device.

Instructions:

- Charging the speaker:**
 - Using a regulated USB adapter.* Connect a USB cable to your phone's USB adapter. Using the Micro-USB connector, connect the other end of the USB cable to the "DC 5V" port on the speaker. Plug the USB adapter into the outlet to begin charging.
 - Using your computer.* Connect a USB cable to a USB outlet on your computer. Using the Micro-USB connector, connect the other end of the USB cable to an "DC 5V" port on the speaker. Make sure the computer is on to begin charging the speaker.
- Connecting the speaker with Bluetooth:**
 - Press the Power Button to turn the speaker ON. The speaker will default to Bluetooth Mode. Using a Bluetooth enabled device, search for "Woven BT" from the list of available pairs. Once selected, the connection should be successful.
- Using the speaker:**
 - When receiving a phone call, the speaker will pause the current audio. Press the Play/Answer button to answer the call, press this button again to end the call.
 - Short press  : play/pause the audio
 - Short Press  : next track
 - Long press  : volume increase
 - Short Press  : previous track
 - Long press  : volume decrease

In Bluetooth Mode:

The LED will flash blue to indicate pairing mode. When connected, the LED will flash slow, and then remain with a constant blue LED.

Note: In order to charge device use only accessory cable (provided with device) or the cable included with your own device by the manufacturer.

SAFETY PRECAUTIONS:

- WARNING—When using this product, basic precautions should always be followed, including the following:
 - Read all the instructions before using the product.
 - Device main unit contains an internal lithium-ion battery. Upon initial use or after a prolonged storage period, fully charge it once.
 - The unit's full performance is achieved only after 2 or 3 completed charge and discharge cycles.
 - To reduce the risk of injury, close supervision is necessary when the product is used near children.
 - Do not expose the device to moisture.
 - Use of a power supply or charger not recommended or sold by device manufacturer may result in a risk of fire or injury to persons.
 - Do not use the device in excess of its output rating. Overload outputs above rating may result in a risk of fire or injury.
 - Do not use the device if damaged or modified. Damaged or modified batteries may exhibit

unpredictable behavior resulting in fire, explosion or risk of injury.

- Do not disassemble the device. Take it to a qualified service person when service or repair is required. Incorrect reassembly may result in a risk of fire or injury.
- Do not expose a device to fire or excessive temperature. Exposure to fire or temperatures above 212°F may cause explosion.
- Have services performed by a qualified repair person using only identical replacement parts. This will ensure that the safety of the product is maintained.
- Do not charge the device while using the device to charge another device. Do not charge the device for more than 4-6 hours and do not leave unattended.
- Switch off the device when not in use.

This device complies with part 15 of the FCC Rules. Operation is subject to the following two conditions: (1) this device may not cause harmful interference, and (2) this device must accept any interference received, including interference that may cause undesired operation.

Any changes or modifications not expressly approved by the party responsible for compliance could void the user's authority to operate the equipment.

NOTE: This equipment has been tested and found to comply with the limits for a Class B digital device, pursuant to Part 15 of the FCC Rules. These limits are designed to provide reasonable protection against harmful interference in a residential installation. This equipment generates, uses and can radiate radio frequency energy and, if not installed and used in accordance with the instructions, may cause harmful interference to radio communications.

However, there is no guarantee that interference will not occur in a particular installation.

If this equipment does cause harmful interference to radio or television reception, which can be determined by turning the equipment off and on, the user is encouraged to try to correct the interference by one or more of the following measures:

- Reorient or relocate the receiving antenna.
- Increase the separation between the equipment and receiver.
- Connect the equipment into an outlet on a circuit different from that to which the receiver is connected.
- Consult the dealer or an experienced radio/TV technician for help.

The device has been evaluated to meet general RF exposure requirement. The device can be used in portable exposure condition without restriction