


size: 208.75x89mm

Blackwater Outdoor Bluetooth Speaker

Instruction Manual
Item: 7197-25 Model: XO-9838



What's included:

- 1x Blackwater Outdoor Bluetooth Speaker
- 1x USB to Micro-USB charging cable
- 1x Instruction Manual
- 1x Carabiner clip

Tech Specifications

- Charging power supply: DC5V/350mA (Battery Indicator LED is red when charging. Turns off when fully charged).
- Low power warning: When voltage is lower than 3.3V, two beeps will sound.
- Playing time: up to 2hrs at max volume
- Charging time : 1.5hrs
- Pairing name : "Blackwater Speaker"
- Product is IPX6 waterproof

Instructions:

****Be sure to fully charge the speaker before using for the first time.****






1. Charging the speaker:

- Using a regulated USB adapter. Connect a USB cable to your phone's USB adapter. Using the micro-USB connector, connect the other end of the USB cable to the "DC 5V" port on the speaker. Plug the USB adapter into the outlet to begin charging.
- Using your computer. Connect a USB cable to a USB outlet on your computer. Using the micro-USB connector, connect the other end of the USB cable to an "DC 5V" port on the speaker. Make sure the computer is on to begin charging the speaker.

2. Connecting the speaker with Bluetooth:

- Press and hold power button to turn ON the speaker, LED Indicator will flash BLUE when in pairing mode.
 - Turn on the Bluetooth function on mobile device, Select "Blackwater Speaker" pairing name. LED will turn solid BLUE if successfully paired.
- Speaker will automatically pair if the mobile device has been paired before.

3. Using the speaker:

- When receiving a phone call, the speaker will pause the current audio. Press the Play/Pause /Power /Phone button to answer the call, press this button again to end the call. Long press to reject the call.
- Short press  : play/pause the audio
- Short Press  : volume increase
- Long press  : next track
- Short Press  : volume decrease
- Long press  : previous track

* **Note:** In order to charge device use only accessory cable (provided with device) or the

cable included with your own device by the manufacturer.

SAFETY PRECAUTIONS:

- WARNING-When using this product, basic precautions should always be followed, including the following:
 - Read all the instructions before using the product.
 - Device main unit contains an internal lithium-ion battery. Upon initial use or after a prolonged storage period, fully charge it once.
 - The unit's full performance is achieved only after 2 or 3 completed charge and discharge cycles.
 - To reduce the risk of injury, close supervision is necessary when the product is used near children.
 - Keep out of reach of children.
 - Use of a power supply or charger not recommended or sold by device manufacturer may result in a risk of fire or injury to persons.
 - Do not use the device in excess of its output rating. Overload outputs above rating may result in a risk of fire or injury.
 - Do not use the device if damaged or modified. Damaged or modified batteries may exhibit unpredictable behavior resulting in fire, explosion or risk of injury.
 - Do not disassemble the device. Take it to a qualified service person when service or repair is required. Incorrect reassembly may result in a risk of fire or injury.
 - Do not expose a device to fire or excessive temperature. Exposure to fire or temperatures above 104°F may cause explosion.
 - Have services performed by a qualified repair person using only identical replacement parts. This will ensure that the safety of the product is maintained.
 - Do not charge the device while using the

device to charge another device. Do not charge the device for more than 4-6 hours and do not leave unattended.

- Switch off the device when not in use.

FCC Statement:

This device complies with part 15 of the FCC Rules. Operation is subject to the following two conditions: (1) This device may not cause harmful interference, and (2) this device must accept any interference received, including interference that may cause undesired operation.

CAUTION: Changes or modifications not expressly approved by the party responsible for compliance could void the user's authority to operate the equipment.

Note: This equipment has been tested and found to comply with the limits for a Class B digital device, pursuant to part 15 of the FCC Rules. These limits are designed to provide reasonable protection against harmful interference in a residential installation. This equipment generates, uses and can radiate radio frequency energy and, if not installed and used in accordance with the instructions, may cause harmful interference to radio communications. However, there is no guarantee that interference will not occur in a particular installation. If this equipment does cause harmful interference to radio or television reception, which can be determined by turning the equipment off and on, the user is encouraged to try to correct the interference by one or more of the following measures:

- Reorient or relocate the receiving antenna.
- Increase the separation between the equipment and receiver.

- Connect the equipment into an outlet on a circuit different from that to which the receiver is connected.
- Consult the dealer or an experienced radio/TV technician for help.

FCC RF Radiation Exposure Statement:

- 1.This Transmitter must not be co-located or operating in conjunction with any other antenna or transmitter.
- 2.This equipment complies with RF radiation exposure limits set forth for an uncontrolled environment.
- This equipment should be installed and operated with minimum distance **5mm** between the radiator and your body.

Name of the Distributor:
Leedsworld Inc
Address of the
Distributor:
400 Hunt Valley Road,
New Kensington,
PA 15068 USA.

FCC ID:2ADK3-9838

Made in China