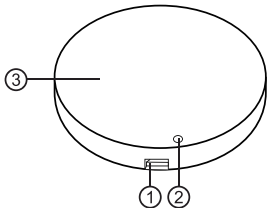


# SIZE: 89\*165mm

## FSC Bora Wooden Wireless Charging Pad

Instruction Manual  
7141-27



### Function:

1. Micro-USB Input Port
2. LED Indicator
3. Charging Pad Surface

### What's included:

- 1 x Wireless Charging Pad
- 1 x USB to Micro-USB Charging Cable
- 1 x Instruction Manual

### Tech Specifications

- Input power: 5V/2A MAX
- Wireless Output: 5W

### LED Indications

- While device is charging LED will illuminate RED.

### INSTRUCTIONS:

1. Use A Certified USB Plug Adapter:
  - a. Connect the provided Micro-USB cable to the USB plug adapter.
  - b. Connect the Micro-USB tip to the input port on the charging pad.
  - c. Insert corresponding charging cable into the Charging Pad USB port.
2. Charging Mobile Devices:
  - a. Ensure that your phone or tablet supports wireless charging. It will be listed in the manufacturer's specifications. (See also the last page of this manual).
  - b. Place the enabled device on the surface of the wireless charging pad. The device should display charging indicator.
  - c. When completely charged, remove the device from the charging pad.
  - \* Note: To charge devices, use only the accessory cable or the cable included with your own device by the manufacturer.

### SAFETY PRECAUTIONS:

Read all the instructions before using the product.

- **WARNING**-When using this product, basic precautions should always be followed:
  1. Read all the instructions before use.
  2. Never store or use this product in temperatures below 32°F (0°C) or above 115°F (45°C).
  3. Do not overcharge your phone. The unit may become hot under excessive use. Remove your phone once it is fully charged. Never charge your phone for more than 7 hours at a time.
  4. To reduce the risk of injury, close supervision is required when the product is used near children.

5. Do not expose the device to moisture.
6. Do not use the device in excess of its output rating. Overload outputs above the rating may result in a risk of fire or injury.
7. Do not use the device if damaged or modified.
8. Damaged or modified batteries may exhibit unpredictable behaviour resulting in fire, explosion or risk of injury.
9. Do not disassemble the device. For repairs, seek a qualified service professional. Incorrect reassembly may result in a risk of fire or injury.
10. Do not expose the device to fire or excessive temperatures. Exposure to fire or temperatures above 104°F (40°C) may result in explosion.
11. To ensure product safety, ensure that qualified service professionals use only identical replacement parts.
12. Attachments on the back of your phone can impede the effectiveness of the wireless charger, and lead to overheating. Please remove attachments from the phone before charging on this device.

\*\*\* KEEP OUT OF REACH OF CHILDREN\*\*\*

### FCC Statement:



This device complies with Part 15 of the FCC Rules. Operation is subject to the following two conditions:

- (1) This device may not cause harmful interference, and
- (2) This device must accept any interference received, including interference that may cause undesired operation.

- \* Warning: Changes or modifications not expressly approved by the party responsible for compliance could void the user's authority to operate the equipment.



Made in China



FSC 2.7 mm

15.105 Information to the user.

Note: This equipment has been tested and found to comply with the limits for a Class B digital device, pursuant to part 15 of the FCC Rules. These limits are designed to provide reasonable protection against harmful interference in a residential installation. This equipment generates uses and can radiate radio frequency energy and, if not installed and used in accordance with the instructions, may cause harmful interference to radio communications. However, there is no guarantee that interference will not occur in a particular installation. If this equipment does cause harmful interference to radio or television reception, which can be determined by turning the equipment off and on, the user is encouraged to try to correct the interference by one or more of the following measures:

- Reorient or relocate the receiving antenna.
- Increase the separation between the equipment and receiver.
- Connect the equipment into an outlet on a circuit different from that to which the receiver is connected.
- Consult the dealer or an experienced radio/TV technician for help.

**FCC RF Radiation Exposure Statement:**

- 1.This Transmitter must not be co-located or operating in conjunction with any other antenna or transmitter.
- 2.This equipment complies with RF radiation exposure limits set forth for an uncontrolled environment. This equipment should be installed and operated with minimum distance **20cm** between the radiator and your body.