 深圳市迈迪加科技有限公司	产品部件 说明书	日期 20230410	变更记录 建立V1.0, 在《AHB B502T 说明书_V1.0_20210902》基础上修改	版本号 V1.0	变更人 冰小月	
		文件名称 B502T 英文说明书认证				

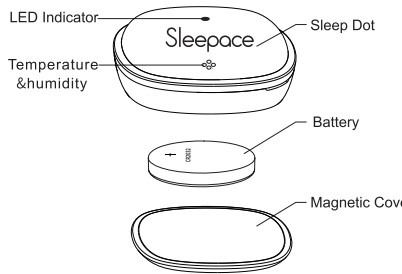
【CMF说明】

部件 Part	说明书		
颜色 Colour	背景底色 Background color	潘通色号: 白色White <input type="checkbox"/>	
	字符图案 Character pattern	潘通色号: 黑色Black <input checked="" type="checkbox"/>	
材质 Material	128g铜版纸		
工艺 Techniques	风琴折页		
表面效果 Finishing	无		
尺寸 Size	60 x 60 mm	页数 Pages	14
字体 Font	已转曲		
备注 Remark	所有色号以承认样品为准		

Sleep Dot
 Mini Sleep Tracker
 (B502T)

 Powered by
Sleepace

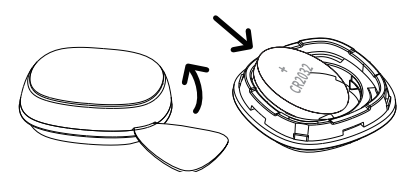
01 Device Description



01

02 Installation Guide

Please open the back cover with the help of the included plectrum (see reference picture), insert the battery with the positive pole facing up and close the device. If the LED is blinking green the battery is installed correctly; if the LED is blinking red, the battery is low and needs to be changed.



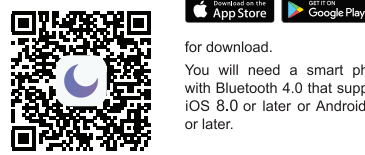
02

03 Instruction

① **Installation of SleepNote App**

There are two ways to download the SleepNote App

A. Scan the QR Code. B. Search "SleepNote" in



for download.

You will need a smart phone with Bluetooth 4.0 that supports iOS 8.0 or later or Android 4.4 or later.

※ Please connect Sleep Dot according to the reminders in App after downloaded.

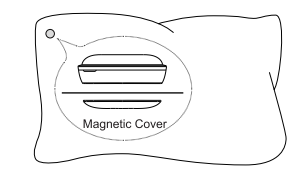
03

② **Registration**

Login to your SleepNote App and register your account following the prompts.

③ **Position**

Slide the magnetic cover off, clip your Sleep Dot to the corner of your pillowcase and snap the magnet back on.



04

Note: The thickness of your pillowcase should be less than (0.08) inches.

④ **Connecting and Monitoring**

Login to your SleepNote App, please connect your Dot via Bluetooth and set your automatic monitoring time from your SleepNote App. Please note: Do not try to connect to your Bluetooth through your phone, but do it through the App once it prompts you to do so.

⑤ **Checking Your Daily Report**

Login to your SleepNote App, click the "☉" Button in the top right corner of your App's Report page. The App will sync your data and you will be able to check your daily report.

※ The Sleep Dot only can store data for latest 7 days. Please make sure to sync your data at least every 6 to 7 days.

05

04 LED Indicator

Status	Display
Power On	Green LED blinking
Connected to Bluetooth	Green LED On, will turn off once successfully connected
Low Battery	Red LED blinking

※ The SleepNote App will alert you once the battery power is less than 10%. Please make sure to change the battery in time.

06

05 Specifications

Model	B502T
Size	1.3 x 1.3x 0.55 inches
Weight	0.53oz
Color	White
Wireless	Bluetooth 4.0
Wireless Range	33ft indoors
Battery	CR2032button battery
Battery Life	2months
Operating System	Android 4.4 or later, iOS 8.0 or later

07

06 Safety Notice

- Do not attempt to disassemble, service or modify the product - there are no user-serviceable parts inside.
- Do not place your Sleep Dot near a fan, speaker or other vibration source during monitoring, as it will affect the accuracy of your data.
- Keep your Sleep Dot away from liquids and liquid containers such as vases, bottles, etc. Do not wash your device with your pillowcase.

※ This product is NOT a toy or a medical device.

08

07 Battery safety instructions

- Do not disassemble or dismantle the battery! Danger of explosion!
- Keep away from fire and heat sources! Danger of explosion!
- Do not dispose used batteries in the household refuse; put them in a hazardous waste container or take them to a battery collection point, at the shop where they were purchased!

08 Warranty

Please contact your dealers for warranty service. For more information on the product warranty or service questions, please go to www.sleepace.com.

09

FCC statements:

This device complies with part 15 of the FCC rules. Operation is subject to the following two conditions: (1) this device may not cause harmful interference, and (2) this device must accept any interference received, including interference that may cause undesired operation.


NOTE: The manufacturer is not responsible for any radio or TV interference caused by unauthorized modifications or changes to this equipment. Such modifications or changes could void the user's authority to operate the equipment.

NOTE: This equipment has been tested and found to comply with the limits for a Class B digital device, pursuant to part 15 of the FCC Rules. These limits are designed to provide reasonable protection against harmful interference in a residential installation. This equipment generates uses and can radiate radio frequency energy and, if not installed and used in accordance with the instructions, may cause harmful interference to radio communications.

10

However, there is no guarantee that interference will not occur in a particular installation. If this equipment does cause harmful interference to radio or television reception, which can be determined by turning the equipment off and on, the user is encouraged to try to correct the interference by one or more of the following measures:

- Reorient or relocate the receiving antenna.
- Increase the separation between the equipment and receiver.
- Connect the equipment into an outlet on a circuit different from that to which the receiver is connected.
- Consult the dealer or an experienced radio/TV technician for help.



FCC ID: ZADIOB502T
www.sleepace.com

11

©2015 Shenzhen Medica Technology Development Co., Ltd. All rights reserved.

Sleepace™ is a registered trademark of Shenzhen Medica Technology Development Co., Ltd. in the U.S. and other countries. All other trademarks included herein are the property of their respective owners.

Shenzhen Medica Technology Development Co., Ltd.

Web: www.sleepace.com
 Add: 12F, Building A, Block 7, Vanke Cloud City, Xingke 1st Street, Nanshan District, Shenzhen, China.

12

CE Notice:

The suitable temperature for the product and accessories is 0°C-40°C. Observe the national local regulations in the location where the device is to be used.

Frequency Band used	Max output Power
BLE(2402-2480MHz)	0 dBm

Hereby, Shenzhen Medica Technology Development Co., Ltd declares that the radio equipment type Sleep Dot Mini Sleep Tracker is in compliance with Directive 2014/53/EU. The full text of the EU declaration of conformity is available at the following internet address: <http://www.sleepace.com>

CAUTION
 RISK OF EXPLOSION IF BATTERY IS REPLACED BY AN INCORRECT TYPE.
 DISPOSE OF USED BATTERIES ACCORDING TO THE INSTRUCTIONS.

13