



FCC PART 27, PART 90
FCC PART 22H, PART 24E
TEST REPORT

For

Sun Cupid Technology (HK) Ltd.

16/F,CEO Tower,77 Wing Hong Street,Cheung Sha Wan,Kowloon,Hong Kong.

FCC ID: 2ADINT1001L

| | |
|---|------------------------------------|
| Report Type: Original Report | Product Type: LTE Tablet |
| Report Number: SZ1210628-25933E-RF-00A | |
| Report Date: 2021-09-09 | |
| Reviewed By: RF Engineer | Jimmy Xiao |
| Prepared By: Bay Area Compliance Laboratories Corp. (Shenzhen) 5F(B-West) ,6F,7F,the 3rd Phase of Wan Li Industrial Building D,Shihua Rd, FuTian Free Trade Zone, Shenzhen, China Tel: +86-755-33320018 Fax: +86-755-33320008 www.baclcorp.com.cn | |

Note: This report may contain data that are not covered by the A2LA accreditation and are marked with an asterisk “★”.

BACL is not responsible for the authenticity of any test data provided by the applicant. Data included from the applicant that may affect test results are marked with an asterisk “*”. Customer model name, addresses, names, trademarks etc. are not considered data.

This report cannot be reproduced except in full, without prior written approval of the Company. Unless otherwise stated the results shown in this test report refer only to the sample(s) tested. This report is valid only with a valid digital signature. The digital signature may be available only under the Adobe software above version 7.0.

TABLE OF CONTENTS

GENERAL INFORMATION.....3

 PRODUCT DESCRIPTION FOR EQUIPMENT UNDER TEST (EUT).....3

 OBJECTIVE4

 TEST METHODOLOGY4

 MEASUREMENT UNCERTAINTY.....4

 TEST FACILITY4

SYSTEM TEST CONFIGURATION.....5

 DESCRIPTION OF TEST CONFIGURATION5

 EQUIPMENT MODIFICATIONS6

 SUPPORT EQUIPMENT LIST AND DETAILS6

 SUPPORT CABLE DESCRIPTION7

 BLOCK DIAGRAM OF TEST SETUP7

SUMMARY OF TEST RESULTS8

TEST EQUIPMENT LIST9

FCC §1.1307(B) & §2.1093 - RF EXPOSURE INFORMATION.....11

 APPLICABLE STANDARD11

 TEST RESULT11

FCC §2.1047 - MODULATION CHARACTERISTIC12

FCC § 2.1046, § 22.913 (A), § 24.232 (C), §27.50, §90.635, §90.542(A)(7) - RF OUTPUT POWER.....13

 APPLICABLE STANDARD13

 TEST PROCEDURE13

 TEST DATA14

FCC §2.1049, §22.917, §22.905 & §24.238 & §27.53, §90.209- OCCUPIED BANDWIDTH.....59

 APPLICABLE STANDARD59

 TEST PROCEDURE59

 TEST DATA59

FCC §2.1051, §22.917(A), §24.238(A), §27.53, §90.691, §90.543(E) - SPURIOUS EMISSIONS AT ANTENNA TERMINALS.....96

 APPLICABLE STANDARD96

 TEST PROCEDURE96

 TEST DATA96

FCC § 2.1053, § 22.917 (A),§ 24.238 (A), §27.53, §90.691,§90.543(E)-SPURIOUS RADIATED EMISSIONS.117

 APPLICABLE STANDARD117

 TEST PROCEDURE117

 TEST DATA117

FCC § 22.917 (A), § 24.238 (A), §27.53, §90.691, §90.543(E) - BAND EDGES.....135

 APPLICABLE STANDARD135

 TEST PROCEDURE135

 TEST DATA135

FCC § 2.1055, § 22.355, § 24.235, §27.54, §90.213, §90.539(E)- FREQUENCY STABILITY149

 APPLICABLE STANDARD149

 TEST PROCEDURE149

 TEST DATA150

GENERAL INFORMATION**Product Description for Equipment under Test (EUT)**

| | |
|------------------------|---|
| Product | LTE Tablet |
| Tested Model | T1001L |
| Multiple Models | Tab 10, NUU Tab 10 |
| Model Differences | Refer to the DoS letter |
| Frequency Range | GSM 850: 824-849MHz(TX); 869-894MHz(RX) PCS 1900: 1850-1910MHz(TX); 1930-1990MHz(RX) WCDMA Band 2: 1850-1910MHz(TX); 1930-1990MHz(RX) WCDMA Band 4: 1710-1755MHz(TX); 2110-2155MHz(RX) WCDMA Band 5: 824-849MHz(TX); 869-894MHz(RX) LTE Band 2: 1850-1910MHz(TX); 1930-1990MHz(RX) LTE Band 4: 1710-1755MHz(TX); 2110-2155MHz(RX) LTE Band 5: 824-849MHz(TX); 869-894MHz(RX) LTE Band 7: 2500-2570MHz(TX); 2620-2690MHz(RX) LTE Band 12: 699-716MHz(TX); 729-746MHz(RX) LTE Band 13: 777-787MHz(TX); 746-756MHz(RX) LTE Band 14: 788-798MHz(TX); 758-768MHz(RX) LTE Band 25: 1850-1915MHz(TX); 1930-1995MHz(RX) LTE Band 26: 814-849MHz(TX); 859-894MHz(RX) LTE Band 30: 2305-2315MHz(TX); 2350-2360MHz(RX) LTE Band 41: 2496-2690MHz(TX/RX) LTE Band 66: 1710-1780MHz(TX); 2110-2180MHz(RX) LTE Band 71: 663-698MHz(TX); 617-652MHz(RX) |
| Modulation Technique | 2G: GMSK, 8PSK 3G: BPSK, QPSK, 16QAM 4G: QPSK, 16QAM |
| Antenna Specification* | GSM850/WCDMA Band 5/LTE Band 5/LTE Band 26: -1.0dBi PCS1900/WCDMA Band 2/ LTE Band 2/LTE Band 25: 2.0dBi WCDMA Band 4/ LTE Band 4/LTE Band 66: 1.0dBi LTE Band 7 /LTE Band 41: 1.0dBi LTE Band 12: 0dBi LTE Band 13: 0.5dBi LTE Band 14: -0.5dBi LTE Band 30: 3.0dBi LTE Band 71: -3.0dBi (provided by the applicant) |
| Voltage Range | DC 3.85V from battery or DC 5.0V/9.0V/12.0V from adapter |
| Sample number | SZ1210628-25933E-RF-S1(Assigned by BACL, Shenzhen) |
| Received date | 2021-06-28 |
| Sample/EUT Status | Good condition |
| Adapter information | Model: A138A-120150U-US4 Input: AC 100-240V ~ 50/60Hz, 0.5A Output: DC 5.0V, 3.0A or 9.0V, 2.0A or 12.0V, 1.5A |

Objective

This test report is in accordance with Part 2-Subpart J, Part 22-Subpart H and Part 24-Subpart E and Subpart 27, Part 90 of the Federal Communication Commissions rules.

The objective is to determine the compliance of the EUT with FCC rules for output power, modulation characteristic, occupied bandwidth, and spurious emission at antenna terminal, spurious radiated emission, frequency stability and band edge.

Test Methodology

All tests and measurements indicated in this document were performed in accordance with the Code of Federal Regulations Title 47 Part 2-Subpart J as well as the following parts:

Part 22 Subpart H - Public Mobile Services

Part 24 Subpart E - Personal Communication Services

Part 27 – Miscellaneous wireless communications services

Part 90 – Private Land Mobile Radio Service

ANSI C63.26-2015: American National Standard for Compliance Testing of Transmitters Used in Licensed Radio Services

All emissions measurement was performed at Bay Area Compliance Laboratories Corp. (Shenzhen). The radiated testing was performed at an antenna-to-EUT distance of 3 meters. Each test item follows test standards and with no deviation.

Measurement Uncertainty

| Parameter | | Uncertainty |
|------------------------------|------------|-------------|
| Occupied Channel Bandwidth | | ±5% |
| RF output power, conducted | | ±0.73dB |
| Unwanted Emission, conducted | | ±1.6dB |
| Emissions, Radiated | Below 1GHz | ±4.75dB |
| | Above 1GHz | ±4.88dB |
| Temperature | | ±1°C |
| Humidity | | ±6% |
| Supply voltages | | ±0.4% |

Note: The extended uncertainty given in this report is obtained by combining the standard uncertainty times the coverage factor K with the 95% confidence interval. Otherwise required by the applicant or Product Regulations, Decision Rule in this report did not consider the uncertainty.

Test Facility

The Test site used by Bay Area Compliance Laboratories Corp. (Shenzhen) to collect test data is located on the 5F(B-West) ,6F,7F,the 3rd Phase of Wan Li Industrial Building D,Shihua Rd, FuTian Free Trade Zone, Shenzhen, China.

The test site has been approved by the FCC under the KDB 974614 D01 and is listed in the FCC Public Access Link (PAL) database, FCC Registration No.: 342867, the FCC Designation No.: CN1221.

The test site has been registered with ISED Canada under ISED Canada Registration Number 3062B.

SYSTEM TEST CONFIGURATION

Description of Test Configuration

The final qualification test was performed with the EUT operating at normal mode.

| Frequency band | Bandwidth (MHz) | Test Frequency(MHz) | | |
|----------------|-----------------|---------------------|--------|--------|
| | | Low | Middle | High |
| GSM850 | 0.25 | 824.2 | 836.6 | 848.8 |
| PCS1900 | 0.25 | 1850.2 | 1880 | 1909.8 |
| WCDMA B2 | 4.2 | 1852.4 | 1880 | 1907.6 |
| WCDMA B4 | 4.2 | 1712.4 | 1732.6 | 1752.6 |
| WCDMA B5 | 4.2 | 826.4 | 836.6 | 846.6 |
| LTE B2 | 1.4 | 1850.7 | 1880 | 1909.3 |
| | 3 | 1851.5 | 1880 | 1908.5 |
| | 5 | 1852.5 | 1880 | 1907.5 |
| | 10 | 1855 | 1880 | 1905 |
| | 15 | 1857.5 | 1880 | 1902.5 |
| | 20 | 1860 | 1880 | 1900 |
| LTE B4 | 1.4 | 1710.7 | 1732.5 | 1754.3 |
| | 3 | 1711.5 | 1732.5 | 1753.5 |
| | 5 | 1712.5 | 1732.5 | 1752.5 |
| | 10 | 1715 | 1732.5 | 1750 |
| | 15 | 1717.5 | 1732.5 | 1747.5 |
| | 20 | 1720 | 1732.5 | 1745 |
| LTE B5 | 1.4 | 824.7 | 836.5 | 848.3 |
| | 3 | 825.5 | 836.5 | 847.5 |
| | 5 | 826.5 | 836.5 | 846.5 |
| | 10 | 829 | 836.5 | 844 |
| LTE B7 | 5 | 2502.5 | 2535 | 2567.5 |
| | 10 | 2505 | 2535 | 2565 |
| | 15 | 2507.5 | 2535 | 2562.5 |
| | 20 | 2510 | 2535 | 2560 |
| LTE B12 | 1.4 | 699.7 | 707.5 | 715.3 |
| | 3 | 700.5 | 707.5 | 714.5 |
| | 5 | 701.5 | 707.5 | 713.5 |
| | 10 | 704.0 | 707.5 | 711 |
| LTE B13 | 5 | 779.5 | 782 | 784.5 |
| | 10 | / | 782 | / |
| LTE B14 | 5 | 790.5 | 793 | 795.5 |
| | 10 | / | 793 | / |

| Frequency band | Bandwidth (MHz) | Test Frequency(MHz) | | |
|----------------|-----------------|---------------------|--------|--------|
| | | Low | Middle | High |
| LTE B25 | 1.4 | 1850.7 | 1882.5 | 1914.3 |
| | 3 | 1851.5 | 1882.5 | 1913.5 |
| | 5 | 1852.5 | 1882.5 | 1912.5 |
| | 10 | 1855 | 1882.5 | 1910 |
| | 15 | 1857.5 | 1882.5 | 1907.5 |
| | 20 | 1860 | 1882.5 | 1905 |
| LTE B26 | 1.4 | 814.7 | 831.5 | 848.3 |
| | 3 | 815.5 | 831.5 | 847.5 |
| | 5 | 816.5 | 831.5 | 846.5 |
| | 10 | 819 | 831.5 | 844 |
| | 15 | 821.5 | 831.5 | 841.5 |
| LTE B30 | 5 | 2307.5 | 2310 | 2312.5 |
| | 10 | / | 2310 | / |
| LTE B41 | 5 | 2498.5 | 2593 | 2687.5 |
| | 10 | 2501 | 2593 | 2685 |
| | 15 | 2503.5 | 2593 | 2682.5 |
| | 20 | 2506 | 2593 | 2680 |
| LTE B66 | 1.4 | 1710.7 | 1745 | 1779.3 |
| | 3 | 1711.5 | 1745 | 1778.5 |
| | 5 | 1712.5 | 1745 | 1777.5 |
| | 10 | 1715 | 1745 | 1775 |
| | 15 | 1717.5 | 1745 | 1772.5 |
| | 20 | 1720 | 1745 | 1770 |
| LTE B71 | 5 | 665.5 | 680.5 | 695.5 |
| | 10 | 668 | 680.5 | 693 |
| | 15 | 670.5 | 680.5 | 690.5 |
| | 20 | 673 | 680.5 | 688 |

Equipment Modifications

No modification was made to the EUT.

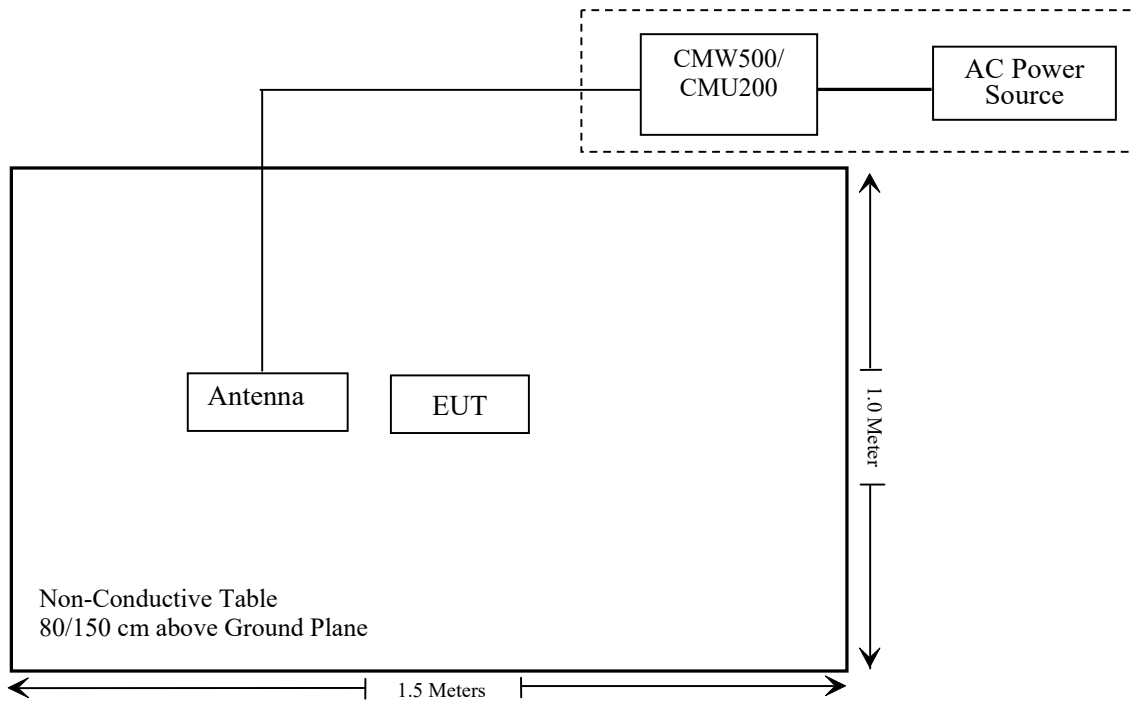
Support Equipment List and Details

| Manufacturer | Description | Model | Serial Number |
|-----------------|--------------------------------------|--------|---------------|
| Rohde & Schwarz | Universal Radio Communication Tester | CMU200 | 110605 |
| Rohde & Schwarz | Wideband Radio Communication tester | CMW500 | 146520 |

Support Cable Description

| Cable Description | Length (m) | From / Port | To |
|---------------------------------|------------|-------------|-------------------|
| Un-Shielded Detachable AC Cable | 1.2 | AC Power | CMW500/ CMU200 |

Block Diagram of Test Setup



SUMMARY OF TEST RESULTS

| FCC Rules | Description of Test | Result |
|---|--|----------------|
| §1.1307, §2.1093 | RF Exposure (SAR) | Compliant* |
| §2.1046; §22.913 (a); §24.232 (c); §27.50; §90.635; §90.542(a)(7) | RF Output Power | Compliant |
| §2.1047 | Modulation Characteristics | Not Applicable |
| §2.1049; §22.905; §22.917; §24.238; §27.53; §90.209 | Occupied Bandwidth | Compliant |
| §2.1051; §22.917 (a); §24.238 (a); §27.53; §90.691; §90.543(e) | Spurious Emissions at Antenna Terminal | Compliant |
| § 2.1053; § 22.917 (a); § 24.238 (a); §27.53 §90.691; §90.543(e) | Field Strength of Spurious Radiation | Compliant |
| § 22.917 (a); § 24.238 (a); §27.53 §90.691; §90.543(e) | Band Edge | Compliant |
| § 2.1055; § 22.355; § 24.235; §27.54; §90.213; §90.539(e) | Frequency stability | Compliant |

Note: * Please refer to SAR report released by BACL, report number: SZ1210628-25933E-SA.

TEST EQUIPMENT LIST

| Manufacturer | Description | Model | Serial Number | Calibration Date | Calibration Due Date |
|-------------------------------|-------------------|-----------------|---------------|------------------|----------------------|
| Radiated Emission Test | | | | | |
| R&S | EMI Test Receiver | ESR3 | 102455 | 2020/08/04 | 2022/08/03 |
| Sonoma instrument | Pre-amplifier | 310 N | 186238 | 2020/08/04 | 2022/08/03 |
| Sunol Sciences | Broadband Antenna | JB1 | A040904-2 | 2020/12/22 | 2023/12/21 |
| COM-POWER | Dipole Antenna | AD-100 | 721027 | NCR | NCR |
| Unknown | Cable 2 | RF Cable 2 | F-03-EM197 | 2020/11/29 | 2021/11/28 |
| Unknown | Cable | Chamber Cable 4 | EC-007 | 2020/11/29 | 2021/11/28 |
| Rohde & Schwarz | Spectrum Analyzer | FSV40-N | 102259 | 2020/08/04 | 2022/08/03 |
| COM-POWER | Pre-amplifier | PA-122 | 181919 | 2020/11/29 | 2021/11/28 |
| Quinstar | Amplifier | QLW-18405536-J0 | 15964001002 | 2020/11/28 | 2021/11/27 |
| Sunol Sciences | Horn Antenna | 3115 | 9107-3694 | 2021/01/15 | 2024/01/14 |
| A.H.System | Horn Antenna | SAS-200/571 | 135 | 2018/09/01 | 2021/08/31 |
| Insulted Wire Inc. | RF Cable | SPS-2503-3150 | 02222010 | 2020/11/29 | 2021/11/28 |
| Unknown | RF Cable | W1101-EQ1 OUT | F-19-EM005 | 2020/11/29 | 2021/11/28 |
| Unknown | Signal Cable | RG-214 | 2 | 2020/11/29 | 2021/11/28 |
| MICRO-TRONICS | Passband filter | HPM50111 | F-19-EM006 | 2021/04/20 | 2022/04/20 |
| Unknown | High Pass filter | 1.3GHz | 101120 | 2021/04/20 | 2022/04/20 |
| the electro-Mechanics Co | Horn Antenna | 3116 | 9510-2270 | 2019/10/13 | 2022/10/12 |
| Agilent | Signal Generator | N5183A | MY51040755 | 2020/12/29 | 2021/12/28 |

| Manufacturer | Description | Model | Serial Number | Calibration Date | Calibration Due Date |
|--------------------------|--------------------------------------|------------|-----------------------|------------------|----------------------|
| RF Conducted Test | | | | | |
| Rohde & Schwarz | SPECTRUM ANALYZER | FSU26 | 200120 | 2021/04/02 | 2022/04/01 |
| Unknown | RF Cable | Unknown | 0501 067 | 2020/11/29 | 2021/11/28 |
| Weinschel | Power divider | 1515 | RH386 | 2021/04/20 | 2022/04/20 |
| ESPEC | Temperature & Humidity Chamber | EL-10KA | 9107726 | 2021/02/23 | 2022/02/22 |
| Rohde & Schwarz | Universal Radio Communication Tester | CMU200 | 115500 | 2020/07/31 | 2022/07/30 |
| Rohde & Schwarz | Wideband Radio Communication Tester | CMW500 | 1201.002K50-146520-wh | 2020/08/04 | 2022/08/03 |
| instek | DC Power Supply | GPS-3030DD | EM832096 | NCR | NCR |
| Fluke | Digital Multimeter | 287 | 19000011 | 2020/07/23 | 2022/07/22 |

* Statement of Traceability: Bay Area Compliance Laboratories Corp. (Shenzhen) attests that all calibrations have been performed in accordance to requirements that traceable to National Primary Standards and International System of Units (SI).

FCC §1.1307(b) & §2.1093 - RF EXPOSURE INFORMATION

Applicable Standard

FCC§1.1310 and §2.1093.

Test Result

Compliance, please refer to the SAR report: SZ1210628-25933E-SA.

FCC §2.1047 - MODULATION CHARACTERISTIC

According to FCC § 2.1047(d), Part 22H & 24E & 27 & Part 90 there is no specific requirement for digital modulation, therefore modulation characteristic is not presented.

FCC § 2.1046, § 22.913 (a), § 24.232 (c), §27.50, §90.635, §90.542(a)(7) - RF OUTPUT POWER

Applicable Standard

According to FCC §2.1046 and §22.913 (a), the ERP of mobile transmitters and auxiliary test transmitters must not exceed 7 watts.

According to FCC §2.1046 and §24.232 (C), mobile and portable stations are limited to 2 watts EIRP and the equipment must employ a means for limiting power to the minimum necessary for successful communications.

The peak-to-average power ratio (PAPR) of the transmitter output power must not exceed 13 dB.

According to §27.50(c), Portable stations (hand-held devices) in the 600 MHz uplink band and the 698-746 MHz band, and fixed and mobile stations in the 600 MHz uplink band are limited to 3 watts ERP.

According to §27.50(b), Portable stations (hand-held devices) transmitting in the 746-757 MHz, 776-788 MHz, and 805-806 MHz bands are limited to 3 watts ERP.

According to §27.50(d), the maximum EIRP must not exceed 1Watts (30dBm) for 1710-1780MHz.

According to §27.50(h), the maximum EIRP must not exceed 2Watts (33dBm) for 2500-2570MHz & 2496-2690MHz.

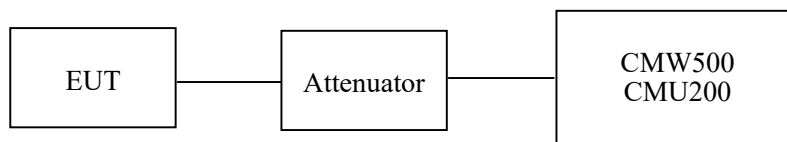
According to §27.50(a)(3), (i) For mobile and portable stations transmitting in the 2305-2315 MHz band or the 2350-2360 MHz band, the average EIRP must not exceed 50 milliwatts within any 1 megahertz of authorized bandwidth, except that for mobile and portable stations compliant with 3GPP LTE standards or another advanced mobile broadband protocol that avoids concentrating energy at the edge of the operating band the average EIRP must not exceed 250 milliwatts within any 5 megahertz of authorized bandwidth but may exceed 50 milliwatts within any 1 megahertz of authorized bandwidth. For mobile and portable stations using time division duplexing (TDD) technology, the duty cycle must not exceed 38 percent in the 2305-2315 MHz and 2350-2360 MHz bands. Mobile and portable stations using FDD technology are restricted to transmitting in the 2305-2315 MHz band. Power averaging shall not include intervals in which the transmitter is off.

According to §90.542(a)(7), Portable stations (hand-held devices) transmitting in the 758-768 MHz band and the 788-798 MHz band are limited to 3 watts ERP.

Test Procedure

Conducted method:

The RF output of the transmitter was connected to the CMW500/CMU200 through sufficient attenuation.



Test Data

Environmental Conditions

| | |
|---------------------------|-----------------|
| Temperature: | 28~29.4 °C |
| Relative Humidity: | 52~60 % |
| ATM Pressure: | 101.0 ~102.0kPa |

The testing was performed by Pedro Yun from 2021-07-08 to 2021-09-03.

| Mode | Channel | Frequency (MHz) | Average Output Power (dBm) | | | | ERP(dBm) | | | | Limit (dBm) |
|------|---------|-----------------|----------------------------|---------|---------|---------|----------|---------|---------|---------|-------------|
| | | | 1 slot | 2 slots | 3 slots | 4 slots | 1 slot | 2 slots | 3 slots | 4 slots | |
| GPRS | 128 | 824.2 | 33.31 | 32.48 | 30.51 | 29.41 | 30.16 | 29.33 | 27.36 | 26.26 | 38.45 |
| | 190 | 836.6 | 33.36 | 32.54 | 30.61 | 29.51 | 30.21 | 29.39 | 27.46 | 26.36 | 38.45 |
| | 251 | 848.8 | 33.29 | 32.51 | 30.60 | 29.45 | 30.14 | 29.36 | 27.45 | 26.30 | 38.45 |

| Mode | Channel | Frequency (MHz) | Average Output Power (dBm) | | | | ERP(dBm) | | | | Limit (dBm) |
|-------|---------|-----------------|----------------------------|---------|---------|---------|----------|---------|---------|---------|-------------|
| | | | 1 slot | 2 slots | 3 slots | 4 slots | 1 slot | 2 slots | 3 slots | 4 slots | |
| EGPRS | 128 | 824.2 | 26.64 | 25.41 | 23.19 | 21.87 | 23.49 | 22.26 | 20.04 | 18.72 | 38.45 |
| | 190 | 836.6 | 26.79 | 25.51 | 23.22 | 22.03 | 23.64 | 22.36 | 20.07 | 18.88 | 38.45 |
| | 251 | 848.8 | 26.84 | 25.67 | 23.31 | 22.75 | 23.69 | 22.52 | 20.16 | 19.60 | 38.45 |

| Mode | Test Mode | 3GPP Sub Test | Average Output Power (dBm) | | | ERP(dBm) | | |
|----------------|-----------|---------------|----------------------------|-------|-------|----------|-------|-------|
| | | | Low | Mid | High | Low | Mid | High |
| WCDMA (Band 5) | RMC12.2k | | 23.87 | 23.94 | 23.90 | 20.72 | 20.79 | 20.75 |
| | HSDPA | 1 | 22.98 | 22.94 | 22.96 | 19.83 | 19.79 | 19.81 |
| | | 2 | 22.58 | 22.54 | 22.56 | 19.43 | 19.39 | 19.41 |
| | | 3 | 22.78 | 22.44 | 22.46 | 19.63 | 19.29 | 19.31 |
| | | 4 | 22.88 | 22.74 | 22.96 | 19.73 | 19.59 | 19.81 |
| | HSUPA | 1 | 23.01 | 23.47 | 23.24 | 19.86 | 20.32 | 20.09 |
| | | 2 | 23.51 | 23.17 | 23.34 | 20.36 | 20.02 | 20.19 |
| | | 3 | 23.41 | 23.47 | 23.64 | 20.26 | 20.32 | 20.49 |
| | | 4 | 23.71 | 23.47 | 23.14 | 20.56 | 20.32 | 19.99 |
| | | 5 | 23.01 | 23.07 | 23.44 | 19.86 | 19.92 | 20.29 |
| | HSPA+ | 1 | 22.45 | 23.56 | 23.75 | 19.30 | 20.41 | 20.60 |

Note: ERP(dBm) = Conducted Power(dBm) + Antenna Gain(dBd)
 For GSM850/WCDMA Band5: Antenna Gain = -1.0dBi = -3.15dBd (0dBd=2.15dBi)
 Limit: ERP ≤ 38.45dBm

PCS Band (Part 24E)

| Mode | Channel | Frequency (MHz) | Average Output Power (dBm) | | | | EIRP (dBm) | | | | Limit (dBm) |
|------|---------|-----------------|----------------------------|---------|---------|---------|------------|---------|---------|---------|-------------|
| | | | 1 slot | 2 slots | 3 slots | 4 slots | 1 slot | 2 slots | 3 slots | 4 slots | |
| GPRS | 512 | 1850.2 | 29.55 | 28.84 | 27.16 | 25.61 | 31.55 | 30.84 | 29.16 | 27.61 | 33 |
| | 661 | 1880.0 | 29.30 | 28.58 | 26.89 | 25.87 | 31.30 | 30.58 | 28.89 | 27.87 | 33 |
| | 810 | 1909.8 | 29.08 | 28.37 | 26.65 | 25.63 | 31.08 | 30.37 | 28.65 | 27.63 | 33 |

| Mode | Channel | Frequency (MHz) | Average Output Power (dBm) | | | | EIRP(dBm) | | | | Limit (dBm) |
|-------|---------|-----------------|----------------------------|---------|---------|---------|-----------|---------|---------|---------|-------------|
| | | | 1 slot | 2 slots | 3 slots | 4 slots | 1 slot | 2 slots | 3 slots | 4 slots | |
| EGPRS | 512 | 1850.2 | 25.68 | 24.56 | 22.54 | 20.98 | 27.68 | 26.56 | 24.54 | 22.98 | 33 |
| | 661 | 1880.0 | 25.14 | 24.10 | 21.90 | 20.50 | 27.14 | 26.10 | 23.90 | 22.50 | 33 |
| | 810 | 1909.8 | 24.70 | 23.10 | 21.87 | 20.04 | 26.70 | 25.10 | 23.87 | 22.04 | 33 |

| Mode | Test Mode | 3GPP Sub Test | Average Output Power (dBm) | | | EIRP(dBm) | | |
|----------------|-----------|---------------|----------------------------|-------|-------|-----------|-------|-------|
| | | | Low | Mid | High | Low | Mid | High |
| WCDMA (Band 2) | RMC12.2k | | 22.84 | 22.95 | 22.92 | 24.84 | 24.95 | 24.92 |
| | HSDPA | 1 | 21.87 | 21.91 | 21.88 | 23.87 | 23.91 | 23.88 |
| | | 2 | 21.47 | 21.61 | 21.58 | 23.47 | 23.61 | 23.58 |
| | | 3 | 21.47 | 21.41 | 21.58 | 23.47 | 23.41 | 23.58 |
| | | 4 | 21.57 | 21.41 | 21.58 | 23.57 | 23.41 | 23.58 |
| | HSUPA | 1 | 21.88 | 22.06 | 22.02 | 23.88 | 24.06 | 24.02 |
| | | 2 | 21.48 | 22.16 | 22.02 | 23.48 | 24.16 | 24.02 |
| | | 3 | 21.48 | 22.46 | 22.42 | 23.48 | 24.46 | 24.42 |
| | | 4 | 21.68 | 22.46 | 22.02 | 23.68 | 24.46 | 24.02 |
| | | 5 | 21.78 | 22.06 | 22.42 | 23.78 | 24.06 | 24.42 |
| | HSPA+ | 1 | 21.46 | 21.45 | 21.47 | 23.46 | 23.45 | 23.47 |

Note: EIRP(dBm) = Conducted Power(dBm) + Antenna Gain(dBi)
 For PCS1900/WCDMA Band 2: Antenna Gain = 2.0dBi
 Limit: EIRP ≤ 33dBm

AWS Band (Part 27)

| Mode | Test Mode | 3GPP Sub Test | Average Output Power (dBm) | | | EIRP(dBm) | | |
|----------------|-----------|---------------|----------------------------|-------|-------|-----------|-------|-------|
| | | | Low | Mid | High | Low | Mid | High |
| WCDMA (Band 4) | RMC12.2k | | 24.12 | 24.04 | 24.15 | 25.12 | 25.04 | 25.15 |
| | HSDPA | 1 | 23.05 | 23.09 | 23.12 | 24.05 | 24.09 | 24.12 |
| | | 2 | 23.17 | 23.64 | 22.44 | 24.17 | 24.64 | 23.44 |
| | | 3 | 23.21 | 23.35 | 23.21 | 24.21 | 24.35 | 24.21 |
| | | 4 | 23.14 | 23.52 | 23.55 | 24.14 | 24.52 | 24.55 |
| | HSUPA | 1 | 22.64 | 22.68 | 22.71 | 23.64 | 23.68 | 23.71 |
| | | 2 | 22.46 | 22.24 | 22.81 | 23.46 | 23.24 | 23.81 |
| | | 3 | 22.07 | 22.76 | 22.41 | 23.07 | 23.76 | 23.41 |
| | | 4 | 23.08 | 22.72 | 22.64 | 24.08 | 23.72 | 23.64 |
| | | 5 | 23.07 | 23.35 | 22.65 | 24.07 | 24.35 | 23.65 |
| | HSPA+ | 1 | 23.29 | 22.46 | 22.21 | 24.29 | 23.46 | 23.21 |

Note: EIRP(dBm) = Conducted Power(dBm) + Antenna Gain(dBi)
 For WCDMA Band 4: Antenna Gain = 1.0dBi
 Limit: EIRP ≤ 30dBm

Peak-to-average ratio (PAR)

Cellular Band

| Mode | Channel | PAR (dB) | Limit (dB) |
|-------|---------|----------|------------|
| GPRS | Low | 3.15 | 13 |
| | Middle | 3.21 | 13 |
| | High | 3.36 | 13 |
| EGPRS | Low | 3.45 | 13 |
| | Middle | 3.25 | 13 |
| | High | 3.47 | 13 |

| Mode | Channel | PAR (dB) | Limit (dB) |
|------------------|---------|----------|------------|
| RMC (BPSK) | Low | 3.27 | 13 |
| | Middle | 3.29 | 13 |
| | High | 3.25 | 13 |
| HSDPA (16QAM) | Low | 3.24 | 13 |
| | Middle | 3.41 | 13 |
| | High | 3.51 | 13 |
| HSUPA (BPSK) | Low | 3.36 | 13 |
| | Middle | 3.47 | 13 |
| | High | 3.44 | 13 |
| HSPA+ | Low | 3.21 | 13 |
| | Middle | 3.25 | 13 |
| | High | 3.46 | 13 |

PCS Band

| Mode | Channel | PAR (dB) | Limit (dB) |
|-------|---------|----------|------------|
| GPRS | Low | 3.56 | 13 |
| | Middle | 3.17 | 13 |
| | High | 3.25 | 13 |
| EGPRS | Low | 3.56 | 13 |
| | Middle | 3.27 | 13 |
| | High | 3.54 | 13 |

| Mode | Channel | PAR (dB) | Limit (dB) |
|---------------|---------|----------|------------|
| RMC (BPSK) | Low | 3.41 | 13 |
| | Middle | 3.29 | 13 |
| | High | 3.45 | 13 |
| HSDPA (16QAM) | Low | 3.66 | 13 |
| | Middle | 3.45 | 13 |
| | High | 3.61 | 13 |
| HSUPA (BPSK) | Low | 3.45 | 13 |
| | Middle | 3.26 | 13 |
| | High | 3.47 | 13 |
| HSPA+ | Low | 3.45 | 13 |
| | Middle | 3.61 | 13 |
| | High | 3.47 | 13 |

AWS Band

| Mode | Channel | PAR (dB) | Limit (dB) |
|---------------|---------|----------|------------|
| RMC (BPSK) | Low | 3.71 | 13 |
| | Middle | 3.59 | 13 |
| | High | 3.44 | 13 |
| HSDPA (16QAM) | Low | 3.76 | 13 |
| | Middle | 3.45 | 13 |
| | High | 3.74 | 13 |
| HSUPA (BPSK) | Low | 3.47 | 13 |
| | Middle | 3.55 | 13 |
| | High | 3.47 | 13 |
| HSPA+ | Low | 3.76 | 13 |
| | Middle | 3.65 | 13 |
| | High | 3.47 | 13 |

LTE Band 2:

Maximum Output Power

| Bandwidth (MHz) | Modulation | RB size/ RB Offset | Conducted Average Output Power (dBm) | | | EIRP(dBm) | | |
|-----------------|------------|-----------------------|--------------------------------------|-------|-------|-----------|-------|-------|
| | | | Low | Mid | High | Low | Mid | High |
| 1.4 | QPSK | RB1#0 | 23.20 | 23.14 | 23.12 | 25.20 | 25.14 | 25.12 |
| | | RB1#3 | 23.35 | 23.26 | 23.23 | 25.35 | 25.26 | 25.23 |
| | | RB1#5 | 23.19 | 23.16 | 23.08 | 25.19 | 25.16 | 25.08 |
| | | RB3#0 | 23.25 | 23.22 | 23.16 | 25.25 | 25.22 | 25.16 |
| | | RB3#3 | 23.22 | 23.18 | 23.11 | 25.22 | 25.18 | 25.11 |
| | | RB6#0 | 22.22 | 22.19 | 22.19 | 24.22 | 24.19 | 24.19 |
| | 16QAM | RB1#0 | 22.21 | 22.23 | 22.09 | 24.21 | 24.23 | 24.09 |
| | | RB1#3 | 22.31 | 22.35 | 22.22 | 24.31 | 24.35 | 24.22 |
| | | RB1#5 | 22.17 | 22.23 | 22.08 | 24.17 | 24.23 | 24.08 |
| | | RB3#0 | 22.34 | 22.10 | 22.14 | 24.34 | 24.10 | 24.14 |
| | | RB3#3 | 22.28 | 22.15 | 22.13 | 24.28 | 24.15 | 24.13 |
| | | RB6#0 | 21.30 | 21.25 | 21.13 | 23.30 | 23.25 | 23.13 |
| 3.0 | QPSK | RB1#0 | 23.31 | 23.27 | 23.26 | 25.31 | 25.27 | 25.26 |
| | | RB1#8 | 23.26 | 23.24 | 23.20 | 25.26 | 25.24 | 25.20 |
| | | RB1#14 | 23.27 | 23.24 | 23.24 | 25.27 | 25.24 | 25.24 |
| | | RB6#0 | 22.29 | 22.22 | 22.19 | 24.29 | 24.22 | 24.19 |
| | | RB6#9 | 22.28 | 22.21 | 22.20 | 24.28 | 24.21 | 24.20 |
| | | RB15#0 | 22.25 | 22.20 | 22.16 | 24.25 | 24.20 | 24.16 |
| | 16QAM | RB1#0 | 22.77 | 22.36 | 22.23 | 24.77 | 24.36 | 24.23 |
| | | RB1#8 | 22.72 | 22.33 | 22.13 | 24.72 | 24.33 | 24.13 |
| | | RB1#14 | 22.74 | 22.31 | 22.17 | 24.74 | 24.31 | 24.17 |
| | | RB6#0 | 21.37 | 21.25 | 21.14 | 23.37 | 23.25 | 23.14 |
| | | RB6#9 | 21.30 | 21.26 | 21.17 | 23.30 | 23.26 | 23.17 |
| | | RB15#0 | 21.31 | 21.20 | 21.23 | 23.31 | 23.20 | 23.23 |

| Bandwidth (MHz) | Modulation | RB size/ RB Offset | Conducted Average Output Power (dBm) | | | EIRP(dBm) | | |
|-----------------|------------|-----------------------|--------------------------------------|-------|-------|-----------|-------|-------|
| | | | Low | Mid | High | Low | Mid | High |
| 5.0 | QPSK | RB1#0 | 23.26 | 23.20 | 23.14 | 25.26 | 25.20 | 25.14 |
| | | RB1#13 | 23.29 | 23.28 | 23.21 | 25.29 | 25.28 | 25.21 |
| | | RB1#24 | 23.23 | 23.20 | 23.13 | 25.23 | 25.20 | 25.13 |
| | | RB15#0 | 22.29 | 22.20 | 22.14 | 24.29 | 24.20 | 24.14 |
| | | RB15#10 | 22.28 | 22.23 | 22.21 | 24.28 | 24.23 | 24.21 |
| | | RB25#0 | 22.24 | 22.19 | 22.15 | 24.24 | 24.19 | 24.15 |
| | 16QAM | RB1#0 | 22.11 | 22.45 | 22.20 | 24.11 | 24.45 | 24.20 |
| | | RB1#13 | 22.17 | 22.50 | 22.27 | 24.17 | 24.50 | 24.27 |
| | | RB1#24 | 22.10 | 22.44 | 22.15 | 24.10 | 24.44 | 24.15 |
| | | RB15#0 | 21.31 | 21.18 | 21.16 | 23.31 | 23.18 | 23.16 |
| | | RB15#10 | 21.33 | 21.25 | 21.26 | 23.33 | 23.25 | 23.26 |
| | | RB25#0 | 21.31 | 21.21 | 21.18 | 23.31 | 23.21 | 23.18 |
| 10.0 | QPSK | RB1#0 | 23.27 | 23.21 | 23.21 | 25.27 | 25.21 | 25.21 |
| | | RB1#25 | 23.46 | 23.40 | 23.44 | 25.46 | 25.40 | 25.44 |
| | | RB1#49 | 23.23 | 23.18 | 23.18 | 25.23 | 25.18 | 25.18 |
| | | RB25#0 | 22.32 | 22.23 | 22.17 | 24.32 | 24.23 | 24.17 |
| | | RB25#25 | 22.30 | 22.25 | 22.33 | 24.30 | 24.25 | 24.33 |
| | | RB50#0 | 22.29 | 22.26 | 22.22 | 24.29 | 24.26 | 24.22 |
| | 16QAM | RB1#0 | 22.77 | 22.32 | 22.16 | 24.77 | 24.32 | 24.16 |
| | | RB1#25 | 22.95 | 22.54 | 22.41 | 24.95 | 24.54 | 24.41 |
| | | RB1#49 | 22.77 | 22.30 | 22.15 | 24.77 | 24.30 | 24.15 |
| | | RB25#0 | 21.39 | 21.31 | 21.32 | 23.39 | 23.31 | 23.32 |
| | | RB25#25 | 21.36 | 21.31 | 21.44 | 23.36 | 23.31 | 23.44 |
| | | RB50#0 | 21.31 | 21.24 | 21.31 | 23.31 | 23.24 | 23.31 |

| Bandwidth (MHz) | Modulation | RB size/ RB Offset | Conducted Average Output Power (dBm) | | | EIRP(dBm) | | |
|-----------------|------------|-----------------------|--------------------------------------|-------|-------|-----------|-------|-------|
| | | | Low | Mid | High | Low | Mid | High |
| 15.0 | QPSK | RB1#0 | 23.22 | 23.16 | 23.16 | 25.22 | 25.16 | 25.16 |
| | | RB1#38 | 23.24 | 23.21 | 23.23 | 25.24 | 25.21 | 25.23 |
| | | RB1#74 | 23.09 | 23.08 | 23.08 | 25.09 | 25.08 | 25.08 |
| | | RB36#0 | 22.31 | 22.21 | 22.26 | 24.31 | 24.21 | 24.26 |
| | | RB36#39 | 22.28 | 22.24 | 22.34 | 24.28 | 24.24 | 24.34 |
| | | RB75#0 | 22.28 | 22.23 | 22.35 | 24.28 | 24.23 | 24.35 |
| | 16QAM | RB1#0 | 22.73 | 22.29 | 22.45 | 24.73 | 24.29 | 24.45 |
| | | RB1#38 | 22.80 | 22.32 | 22.54 | 24.80 | 24.32 | 24.54 |
| | | RB1#74 | 22.65 | 22.19 | 22.42 | 24.65 | 24.19 | 24.42 |
| | | RB36#0 | 21.36 | 21.22 | 21.25 | 23.36 | 23.22 | 23.25 |
| | | RB36#39 | 21.30 | 21.26 | 21.28 | 23.30 | 23.26 | 23.28 |
| | | RB75#0 | 21.27 | 21.27 | 21.30 | 23.27 | 23.27 | 23.30 |
| 20.0 | QPSK | RB1#0 | 23.20 | 23.19 | 23.00 | 25.20 | 25.19 | 25.00 |
| | | RB1#50 | 23.40 | 23.38 | 23.30 | 25.40 | 25.38 | 25.30 |
| | | RB1#99 | 23.15 | 23.07 | 23.03 | 25.15 | 25.07 | 25.03 |
| | | RB50#0 | 22.23 | 22.12 | 22.22 | 24.23 | 24.12 | 24.22 |
| | | RB50#50 | 22.14 | 22.17 | 22.24 | 24.14 | 24.17 | 24.24 |
| | | RB100#0 | 22.19 | 22.15 | 22.27 | 24.19 | 24.15 | 24.27 |
| | 16QAM | RB1#0 | 22.44 | 22.31 | 22.52 | 24.44 | 24.31 | 24.52 |
| | | RB1#50 | 22.66 | 22.53 | 22.81 | 24.66 | 24.53 | 24.81 |
| | | RB1#99 | 22.41 | 22.25 | 22.50 | 24.41 | 24.25 | 24.50 |
| | | RB50#0 | 21.23 | 21.16 | 21.24 | 23.23 | 23.16 | 23.24 |
| | | RB50#50 | 21.16 | 21.14 | 21.23 | 23.16 | 23.14 | 23.23 |
| | | RB100#0 | 21.25 | 21.17 | 21.28 | 23.25 | 23.17 | 23.28 |

Note: EIRP(dBm) = Conducted Power(dBm) + Antenna Gain(dBi)
 For Band 2: Antenna Gain =2.0dBi
 Limit: EIRP ≤33dBm

Peak-to-average ratio (PAR)**20MHz Bandwidth**

| Modulation | Low channel (dB) | Middle channel (dB) | High channel (dB) | PAR Limit (dB) | Result |
|-----------------------|-------------------------|----------------------------|--------------------------|-----------------------|---------------|
| QPSK (1RB Size) | 4.23 | 4.81 | 4.58 | 13 | Pass |
| QPSK (100RB Size) | 5.42 | 5.38 | 5.42 | 13 | Pass |
| 16QAM (1RB Size) | 5.16 | 6.06 | 5.32 | 13 | Pass |
| 16QAM (100RB Size) | 6.15 | 6.25 | 6.19 | 13 | Pass |

LTE Band 4

Maximum Output Power

| Bandwidth (MHz) | Modulation | RB size/ RB Offset | Conducted Average Output Power (dBm) | | | EIRP(dBm) | | |
|-----------------|------------|-----------------------|--------------------------------------|-------|-------|-----------|-------|-------|
| | | | Low | Mid | High | Low | Mid | High |
| 1.4 | QPSK | RB1#0 | 24.06 | 24.03 | 23.96 | 25.06 | 25.03 | 24.96 |
| | | RB1#3 | 24.23 | 24.18 | 24.08 | 25.23 | 25.18 | 25.08 |
| | | RB1#5 | 24.05 | 23.99 | 23.94 | 25.05 | 24.99 | 24.94 |
| | | RB3#0 | 24.11 | 24.07 | 23.96 | 25.11 | 25.07 | 24.96 |
| | | RB3#3 | 24.12 | 24.07 | 24.01 | 25.12 | 25.07 | 25.01 |
| | | RB6#0 | 23.24 | 23.14 | 23.07 | 24.24 | 24.14 | 24.07 |
| | 16QAM | RB1#0 | 23.07 | 23.12 | 22.92 | 24.07 | 24.12 | 23.92 |
| | | RB1#3 | 23.26 | 23.32 | 23.09 | 24.26 | 24.32 | 24.09 |
| | | RB1#5 | 23.07 | 23.15 | 22.94 | 24.07 | 24.15 | 23.94 |
| | | RB3#0 | 23.28 | 23.05 | 23.01 | 24.28 | 24.05 | 24.01 |
| | | RB3#3 | 23.22 | 23.07 | 23.02 | 24.22 | 24.07 | 24.02 |
| | | RB6#0 | 22.16 | 22.08 | 21.96 | 23.16 | 23.08 | 22.96 |
| 3.0 | QPSK | RB1#0 | 24.10 | 24.03 | 24.00 | 25.10 | 25.03 | 25.00 |
| | | RB1#8 | 24.03 | 24.01 | 24.01 | 25.03 | 25.01 | 25.01 |
| | | RB1#14 | 24.01 | 23.99 | 23.96 | 25.01 | 24.99 | 24.96 |
| | | RB6#0 | 23.09 | 23.03 | 22.98 | 24.09 | 24.03 | 23.98 |
| | | RB6#9 | 23.11 | 23.03 | 22.94 | 24.11 | 24.03 | 23.94 |
| | | RB15#0 | 23.05 | 23.05 | 22.97 | 24.05 | 24.05 | 23.97 |
| | 16QAM | RB1#0 | 23.58 | 23.21 | 22.96 | 24.58 | 24.21 | 23.96 |
| | | RB1#8 | 23.50 | 23.15 | 22.96 | 24.50 | 24.15 | 23.96 |
| | | RB1#14 | 23.50 | 23.19 | 22.93 | 24.50 | 24.19 | 23.93 |
| | | RB6#0 | 22.14 | 22.02 | 21.88 | 23.14 | 23.02 | 22.88 |
| | | RB6#9 | 22.12 | 22.05 | 21.86 | 23.12 | 23.05 | 22.86 |
| | | RB15#0 | 22.07 | 22.00 | 22.00 | 23.07 | 23.00 | 23.00 |

| Bandwidth (MHz) | Modulation | RB size/ RB Offset | Conducted Average Output Power (dBm) | | | EIRP(dBm) | | |
|-----------------|------------|-----------------------|--------------------------------------|-------|-------|-----------|-------|-------|
| | | | Low | Mid | High | Low | Mid | High |
| 5.0 | QPSK | RB1#0 | 24.00 | 23.98 | 23.84 | 25.00 | 24.98 | 24.84 |
| | | RB1#13 | 24.06 | 24.05 | 23.97 | 25.06 | 25.05 | 24.97 |
| | | RB1#24 | 23.94 | 23.96 | 23.86 | 24.94 | 24.96 | 24.86 |
| | | RB15#0 | 23.04 | 23.06 | 23.02 | 24.04 | 24.06 | 24.02 |
| | | RB15#10 | 23.14 | 23.10 | 22.99 | 24.14 | 24.10 | 23.99 |
| | | RB25#0 | 23.04 | 23.05 | 22.94 | 24.04 | 24.05 | 23.94 |
| | 16QAM | RB1#0 | 22.94 | 23.27 | 22.89 | 23.94 | 24.27 | 23.89 |
| | | RB1#13 | 22.98 | 23.33 | 22.98 | 23.98 | 24.33 | 23.98 |
| | | RB1#24 | 22.84 | 23.24 | 22.93 | 23.84 | 24.24 | 23.93 |
| | | RB15#0 | 22.02 | 22.02 | 22.01 | 23.02 | 23.02 | 23.01 |
| | | RB15#10 | 22.14 | 22.04 | 21.96 | 23.14 | 23.04 | 22.96 |
| | | RB25#0 | 22.05 | 22.01 | 21.96 | 23.05 | 23.01 | 22.96 |
| 10.0 | QPSK | RB1#0 | 24.05 | 24.03 | 23.98 | 25.05 | 25.03 | 24.98 |
| | | RB1#25 | 24.18 | 24.19 | 24.13 | 25.18 | 25.19 | 25.13 |
| | | RB1#49 | 24.07 | 24.02 | 24.01 | 25.07 | 25.02 | 25.01 |
| | | RB25#0 | 23.01 | 23.10 | 23.03 | 24.01 | 24.10 | 24.03 |
| | | RB25#25 | 23.10 | 23.11 | 22.97 | 24.10 | 24.11 | 23.97 |
| | | RB50#0 | 23.09 | 23.07 | 22.98 | 24.09 | 24.07 | 23.98 |
| | 16QAM | RB1#0 | 23.55 | 23.17 | 22.96 | 24.55 | 24.17 | 23.96 |
| | | RB1#25 | 23.61 | 23.31 | 23.07 | 24.61 | 24.31 | 24.07 |
| | | RB1#49 | 23.51 | 23.18 | 22.93 | 24.51 | 24.18 | 23.93 |
| | | RB25#0 | 22.04 | 22.08 | 22.09 | 23.04 | 23.08 | 23.09 |
| | | RB25#25 | 22.13 | 22.10 | 22.04 | 23.13 | 23.10 | 23.04 |
| | | RB50#0 | 22.05 | 22.09 | 22.00 | 23.05 | 23.09 | 23.00 |

| Bandwidth (MHz) | Modulation | RB size/ RB Offset | Conducted Average Output Power (dBm) | | | EIRP(dBm) | | |
|-----------------|------------|-----------------------|--------------------------------------|-------|-------|-----------|-------|-------|
| | | | Low | Mid | High | Low | Mid | High |
| 15.0 | QPSK | RB1#0 | 23.99 | 23.97 | 23.93 | 24.99 | 24.97 | 24.93 |
| | | RB1#38 | 24.06 | 24.07 | 24.04 | 25.06 | 25.07 | 25.04 |
| | | RB1#74 | 23.97 | 23.91 | 23.92 | 24.97 | 24.91 | 24.92 |
| | | RB36#0 | 23.15 | 23.15 | 23.17 | 24.15 | 24.15 | 24.17 |
| | | RB36#39 | 23.22 | 23.17 | 23.12 | 24.22 | 24.17 | 24.12 |
| | | RB75#0 | 23.17 | 23.19 | 23.12 | 24.17 | 24.19 | 24.12 |
| | 16QAM | RB1#0 | 23.52 | 23.11 | 23.30 | 24.52 | 24.11 | 24.30 |
| | | RB1#38 | 23.52 | 23.21 | 23.33 | 24.52 | 24.21 | 24.33 |
| | | RB1#74 | 23.46 | 23.08 | 23.21 | 24.46 | 24.08 | 24.21 |
| | | RB36#0 | 22.04 | 22.06 | 22.04 | 23.04 | 23.06 | 23.04 |
| | | RB36#39 | 22.12 | 22.14 | 21.98 | 23.12 | 23.14 | 22.98 |
| | | RB75#0 | 22.10 | 22.13 | 22.03 | 23.10 | 23.13 | 23.03 |
| 20.0 | QPSK | RB1#0 | 23.94 | 23.97 | 23.84 | 24.94 | 24.97 | 24.84 |
| | | RB1#50 | 24.22 | 24.22 | 24.12 | 25.22 | 25.22 | 25.12 |
| | | RB1#99 | 23.94 | 23.93 | 23.84 | 24.94 | 24.93 | 24.84 |
| | | RB50#0 | 22.94 | 23.03 | 23.03 | 23.94 | 24.03 | 24.03 |
| | | RB50#50 | 23.03 | 23.05 | 22.90 | 24.03 | 24.05 | 23.90 |
| | | RB100#0 | 23.04 | 23.06 | 22.98 | 24.04 | 24.06 | 23.98 |
| | 16QAM | RB1#0 | 23.24 | 23.10 | 23.39 | 24.24 | 24.10 | 24.39 |
| | | RB1#50 | 23.47 | 23.42 | 23.63 | 24.47 | 24.42 | 24.63 |
| | | RB1#99 | 23.25 | 23.12 | 23.33 | 24.25 | 24.12 | 24.33 |
| | | RB50#0 | 21.91 | 22.07 | 21.98 | 22.91 | 23.07 | 22.98 |
| | | RB50#50 | 22.02 | 22.06 | 21.92 | 23.02 | 23.06 | 22.92 |
| | | RB100#0 | 22.05 | 22.11 | 21.96 | 23.05 | 23.11 | 22.96 |

Note: EIRP(dBm) = Conducted Power(dBm) + Antenna Gain(dBi)
 For Band 4: Antenna Gain = 1.0dBi
 Limit: EIRP ≤ 30dBm

Peak-to-average ratio (PAR)**20MHz Bandwidth**

| Modulation | Low channel (dB) | Middle channel (dB) | High channel (dB) | PAR Limit (dB) | Result |
|-----------------------|-------------------------|----------------------------|--------------------------|-----------------------|---------------|
| QPSK (1RB Size) | 4.01 | 3.62 | 3.75 | 13 | Pass |
| QPSK (100RB Size) | 5.19 | 5.35 | 5.10 | 13 | Pass |
| 16QAM (1RB Size) | 4.90 | 4.39 | 4.81 | 13 | Pass |
| 16QAM (100RB Size) | 6.03 | 6.12 | 5.99 | 13 | Pass |

LTE Band 5:

Maximum Output Power

| Bandwidth (MHz) | Modulation | RB size/ RB Offset | Conducted Average Output Power (dBm) | | | ERP(dBm) | | |
|-----------------|------------|-----------------------|--------------------------------------|-------|-------|----------|-------|-------|
| | | | Low | Mid | High | Low | Mid | High |
| 1.4 | QPSK | RB1#0 | 23.69 | 23.68 | 23.62 | 20.54 | 20.53 | 20.47 |
| | | RB1#3 | 23.89 | 23.87 | 23.94 | 20.74 | 20.72 | 20.79 |
| | | RB1#5 | 23.73 | 23.68 | 23.63 | 20.58 | 20.53 | 20.48 |
| | | RB3#0 | 23.77 | 23.70 | 23.68 | 20.62 | 20.55 | 20.53 |
| | | RB3#3 | 23.76 | 23.73 | 23.69 | 20.61 | 20.58 | 20.54 |
| | | RB6#0 | 22.73 | 22.77 | 22.70 | 19.58 | 19.62 | 19.55 |
| | 16QAM | RB1#0 | 22.70 | 22.82 | 22.56 | 19.55 | 19.67 | 19.41 |
| | | RB1#3 | 22.92 | 23.00 | 22.79 | 19.77 | 19.85 | 19.64 |
| | | RB1#5 | 22.72 | 22.77 | 22.61 | 19.57 | 19.62 | 19.46 |
| | | RB3#0 | 22.88 | 22.70 | 22.68 | 19.73 | 19.55 | 19.53 |
| | | RB3#3 | 22.92 | 22.74 | 22.68 | 19.77 | 19.59 | 19.53 |
| | | RB6#0 | 21.80 | 21.83 | 21.69 | 18.65 | 18.68 | 18.54 |
| 3.0 | QPSK | RB1#0 | 23.78 | 23.79 | 23.77 | 20.63 | 20.64 | 20.62 |
| | | RB1#8 | 23.76 | 23.71 | 23.69 | 20.61 | 20.56 | 20.54 |
| | | RB1#14 | 23.78 | 23.71 | 23.74 | 20.63 | 20.56 | 20.59 |
| | | RB6#0 | 22.71 | 22.69 | 22.65 | 19.56 | 19.54 | 19.50 |
| | | RB6#9 | 22.74 | 22.67 | 22.66 | 19.59 | 19.52 | 19.51 |
| | | RB15#0 | 22.76 | 22.71 | 22.66 | 19.61 | 19.56 | 19.51 |
| | 16QAM | RB1#0 | 23.32 | 22.93 | 22.69 | 20.17 | 19.78 | 19.54 |
| | | RB1#8 | 23.35 | 22.86 | 22.64 | 20.20 | 19.71 | 19.49 |
| | | RB1#14 | 23.36 | 22.84 | 22.67 | 20.21 | 19.69 | 19.52 |
| | | RB6#0 | 21.84 | 21.75 | 21.64 | 18.69 | 18.60 | 18.49 |
| | | RB6#9 | 21.87 | 21.80 | 21.62 | 18.72 | 18.65 | 18.47 |
| | | RB15#0 | 21.86 | 21.75 | 21.75 | 18.71 | 18.60 | 18.60 |

| Bandwidth (MHz) | Modulation | RB size/ RB Offset | Conducted Average Output Power (dBm) | | | ERP(dBm) | | |
|-----------------|------------|-----------------------|--------------------------------------|-------|-------|----------|-------|-------|
| | | | Low | Mid | High | Low | Mid | High |
| 5.0 | QPSK | RB1#0 | 23.71 | 23.73 | 23.65 | 20.56 | 20.58 | 20.50 |
| | | RB1#13 | 23.90 | 23.78 | 23.73 | 20.75 | 20.63 | 20.58 |
| | | RB1#24 | 23.74 | 23.66 | 23.63 | 20.59 | 20.51 | 20.48 |
| | | RB15#0 | 22.82 | 22.71 | 22.78 | 19.67 | 19.56 | 19.63 |
| | | RB15#10 | 22.77 | 22.74 | 22.67 | 19.62 | 19.59 | 19.52 |
| | | RB25#0 | 22.80 | 22.72 | 22.64 | 19.65 | 19.57 | 19.49 |
| | 16QAM | RB1#0 | 22.61 | 22.98 | 22.67 | 19.46 | 19.83 | 19.52 |
| | | RB1#13 | 22.77 | 23.03 | 22.74 | 19.62 | 19.88 | 19.59 |
| | | RB1#24 | 22.68 | 22.88 | 22.68 | 19.53 | 19.73 | 19.53 |
| | | RB15#0 | 21.90 | 21.76 | 21.82 | 18.75 | 18.61 | 18.67 |
| | | RB15#10 | 21.86 | 21.76 | 21.69 | 18.71 | 18.61 | 18.54 |
| | | RB25#0 | 21.90 | 21.76 | 21.73 | 18.75 | 18.61 | 18.58 |
| 10.0 | QPSK | RB1#0 | 23.73 | 23.78 | 23.72 | 20.58 | 20.63 | 20.57 |
| | | RB1#25 | 23.89 | 23.92 | 23.89 | 20.74 | 20.77 | 20.74 |
| | | RB1#49 | 23.69 | 23.72 | 23.73 | 20.54 | 20.57 | 20.58 |
| | | RB25#0 | 22.89 | 22.76 | 22.82 | 19.74 | 19.61 | 19.67 |
| | | RB25#25 | 22.87 | 22.78 | 22.60 | 19.72 | 19.63 | 19.45 |
| | | RB50#0 | 22.88 | 22.72 | 22.74 | 19.73 | 19.57 | 19.59 |
| | 16QAM | RB1#0 | 23.30 | 22.92 | 22.67 | 20.15 | 19.77 | 19.52 |
| | | RB1#25 | 23.52 | 23.04 | 22.81 | 20.37 | 19.89 | 19.66 |
| | | RB1#49 | 23.38 | 22.84 | 22.67 | 20.23 | 19.69 | 19.52 |
| | | RB25#0 | 21.97 | 21.83 | 21.92 | 18.82 | 18.68 | 18.77 |
| | | RB25#25 | 21.98 | 21.82 | 21.75 | 18.83 | 18.67 | 18.60 |
| | | RB50#0 | 21.96 | 21.83 | 21.75 | 18.81 | 18.68 | 18.60 |

Note: ERP(dBm) = Conducted Power(dBm) + Antenna Gain(dBd)
 For Band5: Antenna Gain = -1.0dBi = -3.15dBd (0dBd=2.15dBi)
 Limit: ERP ≤ 38.45dBm

Peak-to-average ratio (PAR)**10MHz bandwidth**

| Modulation | Low channel (dB) | Middle channel (dB) | High channel (dB) | PAR Limit (dB) | Result |
|----------------------|-------------------------|----------------------------|--------------------------|-----------------------|---------------|
| QPSK (1RB Size) | 5.38 | 5.16 | 4.55 | 13 | Pass |
| QPSK (50RB Size) | 5.87 | 5.54 | 5.45 | 13 | Pass |
| 16QAM (1RB Size) | 6.06 | 6.12 | 5.96 | 13 | Pass |
| 16QAM (50RB Size) | 6.67 | 6.41 | 6.25 | 13 | Pass |

LTE Band 7:

Maximum Output Power

| Bandwidth (MHz) | Modulation | RB size/ RB Offset | Conducted Average Output Power (dBm) | | | EIRP(dBm) | | |
|-----------------|------------|-----------------------|--------------------------------------|-------|-------|-----------|-------|-------|
| | | | Low | Mid | High | Low | Mid | High |
| 5.0 | QPSK | RB1#0 | 22.45 | 22.55 | 22.88 | 23.45 | 23.55 | 23.88 |
| | | RB1#13 | 22.53 | 22.66 | 23.00 | 23.53 | 23.66 | 24.00 |
| | | RB1#24 | 22.40 | 22.58 | 22.56 | 23.40 | 23.58 | 23.56 |
| | | RB15#0 | 21.50 | 21.63 | 22.08 | 22.50 | 22.63 | 23.08 |
| | | RB15#10 | 21.51 | 21.58 | 21.93 | 22.51 | 22.58 | 22.93 |
| | | RB25#0 | 21.47 | 21.58 | 21.95 | 22.47 | 22.58 | 22.95 |
| | 16QAM | RB1#0 | 21.32 | 21.81 | 21.89 | 22.32 | 22.81 | 22.89 |
| | | RB1#13 | 21.40 | 21.90 | 22.01 | 22.40 | 22.90 | 23.01 |
| | | RB1#24 | 21.27 | 21.80 | 21.98 | 22.27 | 22.80 | 22.98 |
| | | RB15#0 | 20.50 | 20.62 | 21.03 | 21.50 | 21.62 | 22.03 |
| | | RB15#10 | 20.52 | 20.56 | 20.87 | 21.52 | 21.56 | 21.87 |
| | | RB25#0 | 20.49 | 20.57 | 20.92 | 21.49 | 21.57 | 21.92 |
| 10.0 | QPSK | RB1#0 | 22.52 | 22.60 | 22.95 | 23.52 | 23.60 | 23.95 |
| | | RB1#25 | 22.67 | 22.83 | 23.17 | 23.67 | 23.83 | 24.17 |
| | | RB1#49 | 22.51 | 22.67 | 22.66 | 23.51 | 23.67 | 23.66 |
| | | RB25#0 | 21.46 | 21.68 | 22.09 | 22.46 | 22.68 | 23.09 |
| | | RB25#25 | 21.56 | 21.65 | 21.89 | 22.56 | 22.65 | 22.89 |
| | | RB50#0 | 21.53 | 21.65 | 21.99 | 22.53 | 22.65 | 22.99 |
| | 16QAM | RB1#0 | 21.99 | 21.70 | 21.78 | 22.99 | 22.70 | 22.78 |
| | | RB1#25 | 22.13 | 21.91 | 22.05 | 23.13 | 22.91 | 23.05 |
| | | RB1#49 | 21.97 | 21.73 | 21.95 | 22.97 | 22.73 | 22.95 |
| | | RB25#0 | 20.51 | 20.73 | 21.10 | 21.51 | 21.73 | 22.10 |
| | | RB25#25 | 20.57 | 20.64 | 20.86 | 21.57 | 21.64 | 21.86 |
| | | RB50#0 | 20.52 | 20.68 | 20.93 | 21.52 | 21.68 | 21.93 |

| Bandwidth (MHz) | Modulation | RB size/ RB Offset | Conducted Average Output Power (dBm) | | | EIRP(dBm) | | |
|-----------------|------------|-----------------------|--------------------------------------|-------|-------|-----------|-------|-------|
| | | | Low | Mid | High | Low | Mid | High |
| 15.0 | QPSK | RB1#0 | 22.44 | 22.54 | 22.82 | 23.44 | 23.54 | 23.82 |
| | | RB1#38 | 22.53 | 22.64 | 23.04 | 23.53 | 23.64 | 24.04 |
| | | RB1#74 | 22.46 | 22.56 | 22.76 | 23.46 | 23.56 | 23.76 |
| | | RB36#0 | 21.55 | 21.75 | 22.04 | 22.55 | 22.75 | 23.04 |
| | | RB36#39 | 21.63 | 21.71 | 21.99 | 22.63 | 22.71 | 22.99 |
| | | RB75#0 | 21.60 | 21.71 | 22.03 | 22.60 | 22.71 | 23.03 |
| | 16QAM | RB1#0 | 21.96 | 21.62 | 22.03 | 22.96 | 22.62 | 23.03 |
| | | RB1#38 | 22.01 | 21.79 | 22.16 | 23.01 | 22.79 | 23.16 |
| | | RB1#74 | 21.94 | 21.70 | 22.13 | 22.94 | 22.70 | 23.13 |
| | | RB36#0 | 20.49 | 20.67 | 20.94 | 21.49 | 21.67 | 21.94 |
| | | RB36#39 | 20.60 | 20.66 | 20.85 | 21.60 | 21.66 | 21.85 |
| | | RB75#0 | 20.54 | 20.70 | 20.92 | 21.54 | 21.70 | 21.92 |
| 20.0 | QPSK | RB1#0 | 22.42 | 22.46 | 22.65 | 23.42 | 23.46 | 23.65 |
| | | RB1#50 | 22.66 | 22.82 | 23.04 | 23.66 | 23.82 | 24.04 |
| | | RB1#99 | 22.42 | 22.63 | 22.67 | 23.42 | 23.63 | 23.67 |
| | | RB50#0 | 21.34 | 21.68 | 21.81 | 22.34 | 22.68 | 22.81 |
| | | RB50#50 | 21.52 | 21.53 | 21.64 | 22.52 | 22.53 | 22.64 |
| | | RB100#0 | 21.43 | 21.65 | 21.76 | 22.43 | 22.65 | 22.76 |
| | 16QAM | RB1#0 | 21.68 | 21.62 | 22.13 | 22.68 | 22.62 | 23.13 |
| | | RB1#50 | 21.91 | 21.98 | 22.46 | 22.91 | 22.98 | 23.46 |
| | | RB1#99 | 21.65 | 21.72 | 22.25 | 22.65 | 22.72 | 23.25 |
| | | RB50#0 | 20.37 | 20.72 | 20.74 | 21.37 | 21.72 | 21.74 |
| | | RB50#50 | 20.53 | 20.53 | 20.62 | 21.53 | 21.53 | 21.62 |
| | | RB100#0 | 20.48 | 20.62 | 20.69 | 21.48 | 21.62 | 21.69 |

Note: EIRP(dBm) = Conducted Power(dBm) + Antenna Gain(dBi)
 For Band 7: Antenna Gain = 1.0dBi
 Limit: EIRP ≤ 33dBm

Peak-to-average ratio (PAR)**20MHz bandwidth**

| Modulation | Low channel (dB) | Middle channel (dB) | High channel (dB) | PAR Limit (dB) | Result |
|-----------------------|-------------------------|----------------------------|--------------------------|-----------------------|---------------|
| QPSK (1RB Size) | 4.20 | 4.20 | 3.30 | 13 | Pass |
| QPSK (100RB Size) | 5.32 | 5.29 | 5.00 | 13 | Pass |
| 16QAM (1RB Size) | 4.90 | 5.29 | 4.29 | 13 | Pass |
| 16QAM (100RB Size) | 6.19 | 6.22 | 5.90 | 13 | Pass |

LTE Band12

| Bandwidth (MHz) | Modulation | RB size/ RB Offset | Conducted Average Output Power (dBm) | | | ERP(dBm) | | |
|-----------------|------------|-----------------------|--------------------------------------|-------|-------|----------|-------|-------|
| | | | Low | Mid | High | Low | Mid | High |
| 1.4 | QPSK | RB1#0 | 23.84 | 23.83 | 23.75 | 21.69 | 21.68 | 21.60 |
| | | RB1#3 | 23.99 | 23.99 | 23.90 | 21.84 | 21.84 | 21.75 |
| | | RB1#5 | 23.83 | 23.83 | 23.71 | 21.68 | 21.68 | 21.56 |
| | | RB3#0 | 23.96 | 23.91 | 24.01 | 21.81 | 21.76 | 21.86 |
| | | RB3#3 | 23.98 | 23.91 | 24.03 | 21.83 | 21.76 | 21.88 |
| | | RB6#0 | 22.89 | 22.90 | 22.82 | 20.74 | 20.75 | 20.67 |
| | 16QAM | RB1#0 | 22.81 | 22.94 | 22.86 | 20.66 | 20.79 | 20.71 |
| | | RB1#3 | 23.05 | 23.12 | 23.06 | 20.90 | 20.97 | 20.91 |
| | | RB1#5 | 22.88 | 22.98 | 22.91 | 20.73 | 20.83 | 20.76 |
| | | RB3#0 | 23.12 | 22.88 | 23.07 | 20.97 | 20.73 | 20.92 |
| | | RB3#3 | 23.13 | 22.87 | 23.08 | 20.98 | 20.72 | 20.93 |
| | | RB6#0 | 21.94 | 21.94 | 21.87 | 19.79 | 19.79 | 19.72 |
| 3.0 | QPSK | RB1#0 | 23.82 | 23.84 | 23.88 | 21.67 | 21.69 | 21.73 |
| | | RB1#8 | 23.81 | 23.81 | 23.77 | 21.66 | 21.66 | 21.62 |
| | | RB1#14 | 23.78 | 23.86 | 23.76 | 21.63 | 21.71 | 21.61 |
| | | RB6#0 | 22.78 | 22.77 | 22.79 | 20.63 | 20.62 | 20.64 |
| | | RB6#9 | 22.76 | 22.81 | 22.74 | 20.61 | 20.66 | 20.59 |
| | | RB15#0 | 22.88 | 22.85 | 22.85 | 20.73 | 20.70 | 20.70 |
| | 16QAM | RB1#0 | 23.38 | 23.01 | 22.88 | 21.23 | 20.86 | 20.73 |
| | | RB1#8 | 23.40 | 22.93 | 22.88 | 21.25 | 20.78 | 20.73 |
| | | RB1#14 | 23.39 | 22.97 | 22.91 | 21.24 | 20.82 | 20.76 |
| | | RB6#0 | 21.90 | 21.80 | 21.81 | 19.75 | 19.65 | 19.66 |
| | | RB6#9 | 21.92 | 21.82 | 21.80 | 19.77 | 19.67 | 19.65 |
| | | RB15#0 | 21.95 | 21.82 | 21.94 | 19.80 | 19.67 | 19.79 |

| Bandwidth (MHz) | Modulation | RB size/ RB Offset | Conducted Average Output Power (dBm) | | | ERP(dBm) | | |
|-----------------|------------|-----------------------|--------------------------------------|-------|-------|----------|-------|-------|
| | | | Low | Mid | High | Low | Mid | High |
| 5.0 | QPSK | RB1#0 | 23.77 | 23.81 | 23.78 | 21.62 | 21.66 | 21.63 |
| | | RB1#13 | 23.91 | 23.85 | 23.84 | 21.76 | 21.70 | 21.69 |
| | | RB1#24 | 23.80 | 23.80 | 23.70 | 21.65 | 21.65 | 21.55 |
| | | RB15#0 | 22.85 | 22.82 | 22.92 | 20.70 | 20.67 | 20.77 |
| | | RB15#10 | 22.95 | 22.81 | 22.80 | 20.80 | 20.66 | 20.65 |
| | | RB25#0 | 22.89 | 22.79 | 22.85 | 20.74 | 20.64 | 20.70 |
| | 16QAM | RB1#0 | 22.68 | 23.11 | 22.79 | 20.53 | 20.96 | 20.64 |
| | | RB1#13 | 22.79 | 23.13 | 22.95 | 20.64 | 20.98 | 20.80 |
| | | RB1#24 | 22.74 | 23.05 | 22.88 | 20.59 | 20.90 | 20.73 |
| | | RB15#0 | 21.95 | 21.81 | 21.95 | 19.80 | 19.66 | 19.80 |
| | | RB15#10 | 21.99 | 21.81 | 21.86 | 19.84 | 19.66 | 19.71 |
| | | RB25#0 | 21.98 | 21.83 | 21.93 | 19.83 | 19.68 | 19.78 |
| 10.0 | QPSK | RB1#0 | 23.79 | 23.83 | 23.89 | 21.64 | 21.68 | 21.74 |
| | | RB1#25 | 23.91 | 23.99 | 24.02 | 21.76 | 21.84 | 21.87 |
| | | RB1#49 | 23.86 | 23.86 | 23.79 | 21.71 | 21.71 | 21.64 |
| | | RB25#0 | 22.83 | 22.82 | 22.97 | 20.68 | 20.67 | 20.82 |
| | | RB25#25 | 22.95 | 22.84 | 22.78 | 20.80 | 20.69 | 20.63 |
| | | RB50#0 | 22.94 | 22.83 | 22.94 | 20.79 | 20.68 | 20.79 |
| | 16QAM | RB1#0 | 23.39 | 23.02 | 22.84 | 21.24 | 20.87 | 20.69 |
| | | RB1#25 | 23.56 | 23.11 | 23.00 | 21.41 | 20.96 | 20.85 |
| | | RB1#49 | 23.34 | 23.00 | 22.92 | 21.19 | 20.85 | 20.77 |
| | | RB25#0 | 21.90 | 21.87 | 22.05 | 19.75 | 19.72 | 19.90 |
| | | RB25#25 | 22.04 | 21.83 | 21.98 | 19.89 | 19.68 | 19.83 |
| | | RB50#0 | 21.94 | 21.86 | 21.96 | 19.79 | 19.71 | 19.81 |

Note: ERP(dBm) = Conducted Power(dBm) + Antenna Gain(dBd)
 For Band12: Antenna Gain = 0dBi = -2.15dBd (0dBd=2.15dBi)
 Limit: ERP ≤ 34.77dBm

Peak-to-average ratio (PAR)**10MHz bandwidth**

| Modulation | Low channel (dB) | Middle channel (dB) | High channel (dB) | PAR Limit (dB) | Result |
|----------------------|-------------------------|----------------------------|--------------------------|-----------------------|---------------|
| QPSK (1RB Size) | 4.04 | 4.65 | 4.52 | 13 | Pass |
| QPSK (50RB Size) | 5.51 | 5.51 | 5.58 | 13 | Pass |
| 16QAM (1RB Size) | 5.03 | 5.74 | 5.64 | 13 | Pass |
| 16QAM (50RB Size) | 6.44 | 6.35 | 6.41 | 13 | Pass |

LTE Band 13:

| Bandwidth (MHz) | Modulation | RB size/ RB Offset | Conducted Average Output Power (dBm) | | | ERP(dBm) | | |
|-----------------|------------|-----------------------|--------------------------------------|-------|-------|----------|-------|-------|
| | | | Low | Mid | High | Low | Mid | High |
| 5 | QPSK | RB1#0 | 23.92 | 23.94 | 23.89 | 22.27 | 22.29 | 22.24 |
| | | RB1#13 | 24.02 | 24.06 | 24.04 | 22.37 | 22.41 | 22.39 |
| | | RB1#24 | 23.94 | 23.91 | 23.84 | 22.29 | 22.26 | 22.19 |
| | | RB15#0 | 22.98 | 22.89 | 22.99 | 21.33 | 21.24 | 21.34 |
| | | RB15#10 | 23.09 | 23.04 | 22.98 | 21.44 | 21.39 | 21.33 |
| | | RB25#0 | 23.04 | 22.95 | 22.96 | 21.39 | 21.30 | 21.31 |
| | 16QAM | RB1#0 | 22.82 | 23.19 | 23.03 | 21.17 | 21.54 | 21.38 |
| | | RB1#13 | 22.91 | 23.34 | 23.06 | 21.26 | 21.69 | 21.41 |
| | | RB1#24 | 22.81 | 23.15 | 22.90 | 21.16 | 21.50 | 21.25 |
| | | RB15#0 | 22.11 | 21.97 | 22.02 | 20.46 | 20.32 | 20.37 |
| | | RB15#10 | 22.26 | 22.08 | 22.06 | 20.61 | 20.43 | 20.41 |
| | | RB25#0 | 22.13 | 22.00 | 22.00 | 20.48 | 20.35 | 20.35 |
| 10 | QPSK | RB1#0 | / | 24.01 | / | / | 22.36 | / |
| | | RB1#25 | / | 24.11 | / | / | 22.46 | / |
| | | RB1#49 | / | 23.98 | / | / | 22.33 | / |
| | | RB25#0 | / | 22.94 | / | / | 21.29 | / |
| | | RB25#25 | / | 23.05 | / | / | 21.40 | / |
| | | RB50#0 | / | 23.08 | / | / | 21.43 | / |
| | 16QAM | RB1#0 | / | 23.51 | / | / | 21.86 | / |
| | | RB1#25 | / | 23.68 | / | / | 22.03 | / |
| | | RB1#49 | / | 23.44 | / | / | 21.79 | / |
| | | RB25#0 | / | 22.10 | / | / | 20.45 | / |
| | | RB25#25 | / | 22.15 | / | / | 20.50 | / |
| | | RB50#0 | / | 22.10 | / | / | 20.45 | / |

Note: ERP(dBm) = Conducted Power(dBm) + Antenna Gain(dBd)
 For Band 13: Antenna Gain = 0.5dBi = -1.65dBd (0dBd=2.15dBi)
 Limit: ERP ≤ 34.77dBm

Peak-to-average ratio (PAR)**10MHz Bandwidth**

| Modulation | Low channel (dB) | Middle channel (dB) | High channel (dB) | PAR Limit (dB) | Result |
|----------------------|-------------------------|----------------------------|--------------------------|-----------------------|---------------|
| QPSK (1RB Size) | / | 4.01 | / | 13 | Pass |
| QPSK (50RB Size) | / | 5.32 | / | 13 | Pass |
| 16QAM (1RB Size) | / | 4.90 | / | 13 | Pass |
| 16QAM (50RB Size) | / | 6.25 | / | 13 | Pass |

LTE Band 14:

| Bandwidth (MHz) | Modulation | RB size/ RB Offset | Conducted Average Output Power (dBm) | | | ERP(dBm) | | |
|-----------------|------------|-----------------------|--------------------------------------|-------|-------|----------|-------|-------|
| | | | Low | Mid | High | Low | Mid | High |
| 5 | QPSK | RB1#0 | 23.69 | 23.70 | 23.66 | 21.04 | 21.05 | 21.01 |
| | | RB1#13 | 23.81 | 23.79 | 23.75 | 21.16 | 21.14 | 21.10 |
| | | RB1#24 | 23.62 | 23.65 | 23.68 | 20.97 | 21.00 | 21.03 |
| | | RB15#0 | 22.74 | 22.76 | 22.80 | 20.09 | 20.11 | 20.15 |
| | | RB15#10 | 22.79 | 22.73 | 22.74 | 20.14 | 20.08 | 20.09 |
| | | RB25#0 | 22.77 | 22.74 | 22.71 | 20.12 | 20.09 | 20.06 |
| | 16QAM | RB1#0 | 22.58 | 22.97 | 22.73 | 19.93 | 20.32 | 20.08 |
| | | RB1#13 | 22.74 | 23.06 | 22.81 | 20.09 | 20.41 | 20.16 |
| | | RB1#24 | 22.53 | 22.86 | 22.74 | 19.88 | 20.21 | 20.09 |
| | | RB15#0 | 21.89 | 21.78 | 21.90 | 19.24 | 19.13 | 19.25 |
| | | RB15#10 | 21.92 | 21.76 | 21.76 | 19.27 | 19.11 | 19.11 |
| | | RB25#0 | 21.91 | 21.80 | 21.78 | 19.26 | 19.15 | 19.13 |
| 10 | QPSK | RB1#0 | / | 23.73 | / | / | 21.08 | / |
| | | RB1#25 | / | 23.86 | / | / | 21.21 | / |
| | | RB1#49 | / | 23.74 | / | / | 21.09 | / |
| | | RB25#0 | / | 22.70 | / | / | 20.05 | / |
| | | RB25#25 | / | 22.67 | / | / | 20.02 | / |
| | | RB50#0 | / | 22.72 | / | / | 20.07 | / |
| | 16QAM | RB1#0 | / | 23.32 | / | / | 20.67 | / |
| | | RB1#25 | / | 23.36 | / | / | 20.71 | / |
| | | RB1#49 | / | 23.22 | / | / | 20.57 | / |
| | | RB25#0 | / | 21.83 | / | / | 19.18 | / |
| | | RB25#25 | / | 21.79 | / | / | 19.14 | / |
| | | RB50#0 | / | 21.82 | / | / | 19.17 | / |

Note: ERP(dBm) = Conducted Power(dBm) + Antenna Gain(dBd)
 For Band14: Antenna Gain = -0.5dBi = -2.65dBd (0dBd=2.15dBi)
 Limit: ERP ≤ 34.77dBm

Peak-to-average ratio (PAR)

10MHz Bandwidth

| Modulation | Low channel (dB) | Middle channel (dB) | High channel (dB) | PAR Limit (dB) | Result |
|-------------------|------------------|---------------------|-------------------|----------------|--------|
| QPSK (1RB Size) | / | 4.87 | / | 13 | Pass |
| QPSK (50RB Size) | / | 5.54 | / | 13 | Pass |
| 16QAM (1RB Size) | / | 5.61 | / | 13 | Pass |
| 16QAM (50RB Size) | / | 6.31 | / | 13 | Pass |

LTE Band 25:

| Bandwidth (MHz) | Modulation | RB size/ RB Offset | Conducted Average Output Power (dBm) | | | EIRP(dBm) | | |
|-----------------|------------|-----------------------|--------------------------------------|-------|-------|-----------|-------|-------|
| | | | Low | Mid | High | Low | Mid | High |
| 1.4 | QP SK | RB1#0 | 23.51 | 23.40 | 23.48 | 25.51 | 25.40 | 25.48 |
| | | RB1#3 | 23.64 | 23.61 | 23.63 | 25.64 | 25.61 | 25.63 |
| | | RB1#5 | 23.48 | 23.41 | 23.47 | 25.48 | 25.41 | 25.47 |
| | | RB3#0 | 23.60 | 23.46 | 23.44 | 25.60 | 25.46 | 25.44 |
| | | RB3#3 | 23.51 | 23.43 | 23.47 | 25.51 | 25.43 | 25.47 |
| | | RB6#0 | 22.61 | 22.51 | 22.50 | 24.61 | 24.51 | 24.50 |
| | 16QAM | RB1#0 | 22.46 | 22.49 | 22.38 | 24.46 | 24.49 | 24.38 |
| | | RB1#3 | 22.56 | 22.70 | 22.53 | 24.56 | 24.70 | 24.53 |
| | | RB1#5 | 22.50 | 22.52 | 22.42 | 24.50 | 24.52 | 24.42 |
| | | RB3#0 | 22.70 | 22.38 | 22.42 | 24.70 | 24.38 | 24.42 |
| | | RB3#3 | 22.68 | 22.38 | 22.42 | 24.68 | 24.38 | 24.42 |
| | | RB6#0 | 21.59 | 21.53 | 21.46 | 23.59 | 23.53 | 23.46 |
| 3.0 | QPSK | RB1#0 | 23.53 | 23.42 | 23.49 | 25.53 | 25.42 | 25.49 |
| | | RB1#8 | 23.51 | 23.47 | 23.53 | 25.51 | 25.47 | 25.53 |
| | | RB1#14 | 23.44 | 23.42 | 23.51 | 25.44 | 25.42 | 25.51 |
| | | RB6#0 | 22.48 | 22.42 | 22.48 | 24.48 | 24.42 | 24.48 |
| | | RB6#9 | 22.53 | 22.42 | 22.48 | 24.53 | 24.42 | 24.48 |
| | | RB15#0 | 22.50 | 22.40 | 22.45 | 24.50 | 24.40 | 24.45 |
| | 16QAM | RB1#0 | 22.99 | 22.56 | 22.44 | 24.99 | 24.56 | 24.44 |
| | | RB1#8 | 22.99 | 22.56 | 22.43 | 24.99 | 24.56 | 24.43 |
| | | RB1#14 | 22.94 | 22.55 | 22.39 | 24.94 | 24.55 | 24.39 |
| | | RB6#0 | 21.61 | 21.45 | 21.42 | 23.61 | 23.45 | 23.42 |
| | | RB6#9 | 21.58 | 21.48 | 21.41 | 23.58 | 23.48 | 23.41 |
| | | RB15#0 | 21.58 | 21.39 | 21.48 | 23.58 | 23.39 | 23.48 |

| Bandwidth (MHz) | Modulation | RB size/ RB Offset | Conducted Average Output Power (dBm) | | | EIRP(dBm) | | |
|-----------------|------------|-----------------------|--------------------------------------|-------|-------|-----------|-------|-------|
| | | | Low | Mid | High | Low | Mid | High |
| 5.0 | QP SK | RB1#0 | 23.42 | 23.37 | 23.33 | 25.42 | 25.37 | 25.33 |
| | | RB1#13 | 23.52 | 23.49 | 23.50 | 25.52 | 25.49 | 25.50 |
| | | RB1#24 | 23.38 | 23.35 | 23.37 | 25.38 | 25.35 | 25.37 |
| | | RB15#0 | 22.50 | 22.44 | 22.57 | 24.50 | 24.44 | 24.57 |
| | | RB15#10 | 22.54 | 22.42 | 22.35 | 24.54 | 24.42 | 24.35 |
| | | RB25#0 | 22.45 | 22.41 | 22.38 | 24.45 | 24.41 | 24.38 |
| | 16QAM | RB1#0 | 22.29 | 22.59 | 22.36 | 24.29 | 24.59 | 24.36 |
| | | RB1#13 | 22.42 | 22.75 | 22.54 | 24.42 | 24.75 | 24.54 |
| | | RB1#24 | 22.26 | 22.60 | 22.37 | 24.26 | 24.60 | 24.37 |
| | | RB15#0 | 21.60 | 21.42 | 21.59 | 23.60 | 23.42 | 23.59 |
| | | RB15#10 | 21.55 | 21.42 | 21.36 | 23.55 | 23.42 | 23.36 |
| | | RB25#0 | 21.56 | 21.40 | 21.46 | 23.56 | 23.40 | 23.46 |
| 10.0 | QPSK | RB1#0 | 23.50 | 23.44 | 23.48 | 25.50 | 25.44 | 25.48 |
| | | RB1#25 | 23.63 | 23.57 | 23.62 | 25.63 | 25.57 | 25.62 |
| | | RB1#49 | 23.50 | 23.40 | 23.49 | 25.50 | 25.40 | 25.49 |
| | | RB25#0 | 22.51 | 22.45 | 22.42 | 24.51 | 24.45 | 24.42 |
| | | RB25#25 | 22.53 | 22.43 | 22.23 | 24.53 | 24.43 | 24.23 |
| | | RB50#0 | 22.50 | 22.43 | 22.30 | 24.50 | 24.43 | 24.30 |
| | 16QAM | RB1#0 | 22.98 | 22.55 | 22.44 | 24.98 | 24.55 | 24.44 |
| | | RB1#25 | 23.15 | 22.67 | 22.56 | 25.15 | 24.67 | 24.56 |
| | | RB1#49 | 22.96 | 22.51 | 22.39 | 24.96 | 24.51 | 24.39 |
| | | RB25#0 | 21.59 | 21.49 | 21.46 | 23.59 | 23.49 | 23.46 |
| | | RB25#25 | 21.58 | 21.49 | 21.38 | 23.58 | 23.49 | 23.38 |
| | | RB50#0 | 21.54 | 21.47 | 21.37 | 23.54 | 23.47 | 23.37 |

| Bandwidth (MHz) | Modulation | RB size/ RB Offset | Conducted Average Output Power (dBm) | | | EIRP(dBm) | | |
|-----------------|------------|-----------------------|--------------------------------------|-------|-------|-----------|-------|-------|
| | | | Low | Mid | High | Low | Mid | High |
| 15.0 | QPSK | RB1#0 | 23.40 | 23.42 | 23.41 | 25.40 | 25.42 | 25.41 |
| | | RB1#38 | 23.48 | 23.42 | 23.48 | 25.48 | 25.42 | 25.48 |
| | | RB1#74 | 23.39 | 23.30 | 23.39 | 25.39 | 25.30 | 25.39 |
| | | RB36#0 | 22.56 | 22.50 | 22.45 | 24.56 | 24.50 | 24.45 |
| | | RB36#39 | 22.56 | 22.46 | 22.44 | 24.56 | 24.46 | 24.44 |
| | | RB75#0 | 22.54 | 22.52 | 22.43 | 24.54 | 24.52 | 24.43 |
| | 16QAM | RB1#0 | 22.91 | 22.50 | 22.76 | 24.91 | 24.50 | 24.76 |
| | | RB1#38 | 23.02 | 22.53 | 22.83 | 25.02 | 24.53 | 24.83 |
| | | RB1#74 | 22.91 | 22.41 | 22.60 | 24.91 | 24.41 | 24.60 |
| | | RB36#0 | 21.58 | 21.50 | 21.42 | 23.58 | 23.50 | 23.42 |
| | | RB36#39 | 21.55 | 21.49 | 21.39 | 23.55 | 23.49 | 23.39 |
| | | RB75#0 | 21.55 | 21.52 | 21.39 | 23.55 | 23.52 | 23.39 |
| 20.0 | QPSK | RB1#0 | 23.41 | 23.36 | 23.33 | 25.41 | 25.36 | 25.33 |
| | | RB1#50 | 23.64 | 23.61 | 23.58 | 25.64 | 25.61 | 25.58 |
| | | RB1#99 | 23.37 | 23.35 | 23.30 | 25.37 | 25.35 | 25.30 |
| | | RB50#0 | 22.49 | 22.35 | 22.47 | 24.49 | 24.35 | 24.47 |
| | | RB50#50 | 22.43 | 22.35 | 22.36 | 24.43 | 24.35 | 24.36 |
| | | RB100#0 | 22.45 | 22.34 | 22.41 | 24.45 | 24.34 | 24.41 |
| | 16QAM | RB1#0 | 22.65 | 22.53 | 22.82 | 24.65 | 24.53 | 24.82 |
| | | RB1#50 | 22.97 | 22.74 | 23.08 | 24.97 | 24.74 | 25.08 |
| | | RB1#99 | 22.60 | 22.48 | 22.74 | 24.60 | 24.48 | 24.74 |
| | | RB50#0 | 21.47 | 21.36 | 21.50 | 23.47 | 23.36 | 23.50 |
| | | RB50#50 | 21.44 | 21.38 | 21.41 | 23.44 | 23.38 | 23.41 |
| | | RB100#0 | 21.53 | 21.38 | 21.45 | 23.53 | 23.38 | 23.45 |

Note: EIRP(dBm) = Conducted Power(dBm) + Antenna Gain(dBi)
 For Band 25: Antenna Gain =2.0dBi
 Limit: EIRP ≤33dBm

Peak-to-average ratio (PAR)**20MHz bandwidth**

| Modulation | Low channel (dB) | Middle channel (dB) | High channel (dB) | PAR Limit (dB) | Result |
|-----------------------|-------------------------|----------------------------|--------------------------|-----------------------|---------------|
| QPSK (1RB Size) | 4.10 | 4.74 | 4.42 | 13 | Pass |
| QPSK (100RB Size) | 5.26 | 5.45 | 5.16 | 13 | Pass |
| 16QAM (1RB Size) | 4.87 | 5.61 | 5.35 | 13 | Pass |
| 16QAM (100RB Size) | 6.09 | 6.25 | 6.12 | 13 | Pass |

LTE Band 26

| Bandwidth (MHz) | Modulation | RB size/ RB Offset | Conducted Average Output Power (dBm) | | | ERP (dBm) | | |
|-----------------|------------|-----------------------|--------------------------------------|-------|-------|-----------|-------|-------|
| | | | Low | Mid | High | Low | Mid | High |
| 1.4 | QPSK | RB1#0 | 23.99 | 23.99 | 23.97 | 20.84 | 20.84 | 20.82 |
| | | RB1#3 | 24.17 | 24.01 | 24.17 | 21.02 | 20.86 | 21.02 |
| | | RB1#5 | 23.97 | 23.98 | 23.94 | 20.82 | 20.83 | 20.79 |
| | | RB3#0 | 24.10 | 24.04 | 23.98 | 20.95 | 20.89 | 20.83 |
| | | RB3#3 | 24.10 | 24.03 | 24.00 | 20.95 | 20.88 | 20.85 |
| | | RB6#0 | 23.05 | 23.02 | 23.03 | 19.90 | 19.87 | 19.88 |
| | 16QAM | RB1#0 | 23.06 | 23.13 | 22.89 | 19.91 | 19.98 | 19.74 |
| | | RB1#3 | 23.22 | 23.35 | 23.09 | 20.07 | 20.20 | 19.94 |
| | | RB1#5 | 23.07 | 23.16 | 22.93 | 19.92 | 20.01 | 19.78 |
| | | RB3#0 | 23.23 | 23.05 | 22.96 | 20.08 | 19.90 | 19.81 |
| | | RB3#3 | 23.22 | 23.06 | 22.98 | 20.07 | 19.91 | 19.83 |
| | | RB6#0 | 22.18 | 22.16 | 21.92 | 19.03 | 19.01 | 18.77 |
| 3.0 | QPSK | RB1#0 | 24.13 | 24.07 | 24.07 | 20.98 | 20.92 | 20.92 |
| | | RB1#8 | 24.08 | 24.05 | 24.09 | 20.93 | 20.90 | 20.94 |
| | | RB1#14 | 24.06 | 24.09 | 24.03 | 20.91 | 20.94 | 20.88 |
| | | RB6#0 | 23.06 | 23.01 | 22.99 | 19.91 | 19.86 | 19.84 |
| | | RB6#9 | 23.06 | 23.04 | 23.00 | 19.91 | 19.89 | 19.85 |
| | | RB15#0 | 23.12 | 23.11 | 23.02 | 19.97 | 19.96 | 19.87 |
| | 16QAM | RB1#0 | 23.70 | 23.25 | 23.05 | 20.55 | 20.10 | 19.90 |
| | | RB1#8 | 23.67 | 23.26 | 22.99 | 20.52 | 20.11 | 19.84 |
| | | RB1#14 | 23.66 | 23.28 | 23.01 | 20.51 | 20.13 | 19.86 |
| | | RB6#0 | 22.20 | 22.11 | 21.95 | 19.05 | 18.96 | 18.80 |
| | | RB6#9 | 22.19 | 22.18 | 21.89 | 19.04 | 19.03 | 18.74 |
| | | RB15#0 | 22.24 | 22.12 | 22.03 | 19.09 | 18.97 | 18.88 |

| Bandwidth (MHz) | Modulation | RB size/ RB Offset | Conducted Average Output Power (dBm) | | | ERP (dBm) | | |
|-----------------|------------|-----------------------|--------------------------------------|-------|-------|-----------|-------|-------|
| | | | Low | Mid | High | Low | Mid | High |
| 5.0 | QPSK | RB1#0 | 24.18 | 24.21 | 24.08 | 21.03 | 21.06 | 20.93 |
| | | RB1#13 | 24.30 | 24.23 | 24.22 | 21.15 | 21.08 | 21.07 |
| | | RB1#24 | 24.19 | 24.16 | 24.10 | 21.04 | 21.01 | 20.95 |
| | | RB15#0 | 23.25 | 23.25 | 23.25 | 20.10 | 20.10 | 20.10 |
| | | RB15#10 | 23.27 | 23.27 | 23.11 | 20.12 | 20.12 | 19.96 |
| | | RB25#0 | 23.29 | 23.27 | 23.17 | 20.14 | 20.12 | 20.02 |
| | 16QAM | RB1#0 | 23.11 | 23.52 | 23.10 | 19.96 | 20.37 | 19.95 |
| | | RB1#13 | 23.13 | 23.60 | 23.24 | 19.98 | 20.45 | 20.09 |
| | | RB1#24 | 23.08 | 23.48 | 23.16 | 19.93 | 20.33 | 20.01 |
| | | RB15#0 | 22.35 | 22.27 | 22.22 | 19.20 | 19.12 | 19.07 |
| | | RB15#10 | 22.37 | 22.29 | 22.10 | 19.22 | 19.14 | 18.95 |
| | | RB25#0 | 22.36 | 22.33 | 22.17 | 19.21 | 19.18 | 19.02 |
| 10.0 | QPSK | RB1#0 | 24.22 | 24.23 | 24.20 | 21.07 | 21.08 | 21.05 |
| | | RB1#25 | 24.41 | 24.43 | 24.43 | 21.26 | 21.28 | 21.28 |
| | | RB1#49 | 24.24 | 24.21 | 24.21 | 21.09 | 21.06 | 21.06 |
| | | RB25#0 | 23.35 | 23.36 | 23.26 | 20.20 | 20.21 | 20.11 |
| | | RB25#25 | 23.32 | 23.36 | 23.09 | 20.17 | 20.21 | 19.94 |
| | | RB50#0 | 23.35 | 23.38 | 23.21 | 20.20 | 20.23 | 20.06 |
| | 16QAM | RB1#0 | 23.83 | 23.44 | 23.17 | 20.68 | 20.29 | 20.02 |
| | | RB1#25 | 24.03 | 23.58 | 23.32 | 20.88 | 20.43 | 20.17 |
| | | RB1#49 | 23.81 | 23.34 | 23.16 | 20.66 | 20.19 | 20.01 |
| | | RB25#0 | 22.43 | 22.42 | 22.33 | 19.28 | 19.27 | 19.18 |
| | | RB25#25 | 22.44 | 22.42 | 22.16 | 19.29 | 19.27 | 19.01 |
| | | RB50#0 | 22.36 | 22.40 | 22.20 | 19.21 | 19.25 | 19.05 |

| Bandwidth (MHz) | Modulation | RB size/ RB Offset | Conducted Average Output Power (dBm) | | | ERP (dBm) | | |
|-----------------|------------|-----------------------|--------------------------------------|-------|-------|-----------|-------|-------|
| | | | Low | Mid | High | Low | Mid | High |
| 15.0 | QPSK | RB1#0 | 24.21 | 24.24 | 24.18 | 21.06 | 21.09 | 21.03 |
| | | RB1#38 | 24.28 | 24.24 | 24.25 | 21.13 | 21.09 | 21.10 |
| | | RB1#74 | 24.19 | 24.18 | 24.13 | 21.04 | 21.03 | 20.98 |
| | | RB36#0 | 23.29 | 23.29 | 23.25 | 20.14 | 20.14 | 20.10 |
| | | RB36#39 | 23.27 | 23.27 | 23.18 | 20.12 | 20.12 | 20.03 |
| | | RB75#0 | 23.29 | 23.28 | 23.25 | 20.14 | 20.13 | 20.10 |
| | 16QAM | RB1#0 | 23.80 | 23.35 | 23.58 | 20.65 | 20.20 | 20.43 |
| | | RB1#38 | 23.86 | 23.40 | 23.53 | 20.71 | 20.25 | 20.38 |
| | | RB1#74 | 23.83 | 23.30 | 23.40 | 20.68 | 20.15 | 20.25 |
| | | RB36#0 | 22.37 | 22.36 | 22.20 | 19.22 | 19.21 | 19.05 |
| | | RB36#39 | 22.30 | 22.28 | 22.09 | 19.15 | 19.13 | 18.94 |
| | | RB75#0 | 22.32 | 22.35 | 22.16 | 19.17 | 19.20 | 19.01 |

Note: EIRP(dBm) = Conducted Power(dBm) + Antenna Gain(dBd)
 For Band 26: Antenna Gain = -1.0dBi* = -3.15dBd (0dBd=2.15dBi)(provided by the applicant)
 Limit: ERP ≤ 38.45dBm

Peak-to-average ratio (PAR)

15MHz bandwidth

| Modulation | Low channel (dB) | Middle channel (dB) | High channel (dB) | PAR Limit (dB) | Result |
|-------------------|------------------|---------------------|-------------------|----------------|--------|
| QPSK (1RB Size) | / | 4.68 | / | 13 | Pass |
| QPSK (75RB Size) | / | 5.54 | / | 13 | Pass |
| 16QAM (1RB Size) | / | 5.67 | / | 13 | Pass |
| 16QAM (75RB Size) | / | 6.41 | / | 13 | Pass |

LTE Band 30:

| Bandwidth (MHz) | Modulation | RB size/ RB Offset | Conducted Average Output Power (dBm) | | | EIRP(dBm) | | |
|-----------------|------------|-----------------------|--------------------------------------|-------|-------|-----------|-------|-------|
| | | | Low | Mid | High | Low | Mid | High |
| 5 | QPSK | RB1#0 | 20.86 | 20.89 | 20.88 | 23.86 | 23.89 | 23.88 |
| | | RB1#13 | 20.96 | 20.89 | 20.86 | 23.96 | 23.89 | 23.86 |
| | | RB1#24 | 20.87 | 20.89 | 20.85 | 23.87 | 23.89 | 23.85 |
| | | RB15#0 | 20.01 | 19.97 | 20.00 | 23.01 | 22.97 | 23.00 |
| | | RB15#10 | 19.97 | 19.98 | 19.97 | 22.97 | 22.98 | 22.97 |
| | | RB25#0 | 20.06 | 20.04 | 20.03 | 23.06 | 23.04 | 23.03 |
| | 16QAM | RB1#0 | 20.33 | 20.30 | 20.35 | 23.33 | 23.30 | 23.35 |
| | | RB1#13 | 20.55 | 20.60 | 20.56 | 23.55 | 23.60 | 23.56 |
| | | RB1#24 | 20.40 | 20.32 | 20.34 | 23.40 | 23.32 | 23.34 |
| | | RB15#0 | 19.06 | 19.05 | 19.05 | 22.06 | 22.05 | 22.05 |
| | | RB15#10 | 19.01 | 19.02 | 19.01 | 22.01 | 22.02 | 22.01 |
| | | RB25#0 | 19.10 | 19.08 | 19.10 | 22.10 | 22.08 | 22.10 |
| 10 | QPSK | RB1#0 | / | 20.90 | / | / | 23.90 | / |
| | | RB1#25 | / | 20.89 | / | / | 23.89 | / |
| | | RB1#49 | / | 20.88 | / | / | 23.88 | / |
| | | RB25#0 | / | 20.05 | / | / | 23.05 | / |
| | | RB25#25 | / | 19.99 | / | / | 22.99 | / |
| | | RB50#0 | / | 19.97 | / | / | 22.97 | / |
| | 16QAM | RB1#0 | / | 20.37 | / | / | 23.37 | / |
| | | RB1#25 | / | 20.57 | / | / | 23.57 | / |
| | | RB1#49 | / | 20.33 | / | / | 23.33 | / |
| | | RB25#0 | / | 19.08 | / | / | 22.08 | / |
| | | RB25#25 | / | 19.00 | / | / | 22.00 | / |
| | | RB50#0 | / | 19.00 | / | / | 22.00 | / |

Note: EIRP (dBm) = Conducted Power (dBm) + Antenna Gain(dBd)
 For Band 30: Antenna Gain = 3.0dBi
 Limit: EIRP ≤ 24dBm/5MHz

Peak-to-average ratio (PAR)

10MHz bandwidth

| Modulation | Low channel (dB) | Middle channel (dB) | High channel (dB) | PAR Limit (dB) | Result |
|-------------------|------------------|---------------------|-------------------|----------------|--------|
| QPSK (1RB Size) | / | 3.88 | / | 13 | Pass |
| QPSK (50RB Size) | / | 5.42 | / | 13 | Pass |
| 16QAM (1RB Size) | / | 4.87 | / | 13 | Pass |
| 16QAM (50RB Size) | / | 6.22 | / | 13 | Pass |

LTE Band 41:

| Bandwidth (MHz) | Modulation | RB size/ RB Offset | Conducted Average Output Power (dBm) | | | EIRP(dBm) | | |
|-----------------|------------|-----------------------|--------------------------------------|-------|-------|-----------|-------|-------|
| | | | Low | Mid | High | Low | Mid | High |
| 5.0 | QP SK | RB1#0 | 22.61 | 23.70 | 23.97 | 23.61 | 24.70 | 24.97 |
| | | RB1#13 | 22.77 | 23.84 | 24.15 | 23.77 | 24.84 | 25.15 |
| | | RB1#24 | 22.58 | 23.74 | 24.00 | 23.58 | 24.74 | 25.00 |
| | | RB15#0 | 21.64 | 22.77 | 23.09 | 22.64 | 23.77 | 24.09 |
| | | RB15#10 | 21.66 | 22.86 | 23.04 | 22.66 | 23.86 | 24.04 |
| | | RB25#0 | 21.62 | 22.80 | 23.01 | 22.62 | 23.80 | 24.01 |
| | 16QAM | RB1#0 | 21.81 | 22.64 | 22.94 | 22.81 | 23.64 | 23.94 |
| | | RB1#13 | 21.92 | 22.86 | 23.11 | 22.92 | 23.86 | 24.11 |
| | | RB1#24 | 21.82 | 22.71 | 22.96 | 22.82 | 23.71 | 23.96 |
| | | RB15#0 | 20.67 | 21.67 | 22.03 | 21.67 | 22.67 | 23.03 |
| | | RB15#10 | 20.68 | 21.76 | 22.00 | 21.68 | 22.76 | 23.00 |
| | | RB25#0 | 20.61 | 21.79 | 22.07 | 21.61 | 22.79 | 23.07 |
| 10.0 | QPSK | RB1#0 | 22.62 | 23.70 | 24.09 | 23.62 | 24.70 | 25.09 |
| | | RB1#25 | 22.92 | 24.06 | 24.38 | 23.92 | 25.06 | 25.38 |
| | | RB1#49 | 22.61 | 23.78 | 24.08 | 23.61 | 24.78 | 25.08 |
| | | RB25#0 | 21.65 | 22.76 | 23.09 | 22.65 | 23.76 | 24.09 |
| | | RB25#25 | 21.63 | 22.86 | 23.05 | 22.63 | 23.86 | 24.05 |
| | | RB50#0 | 21.59 | 22.75 | 23.06 | 22.59 | 23.75 | 24.06 |
| | 16QAM | RB1#0 | 21.79 | 22.59 | 23.07 | 22.79 | 23.59 | 24.07 |
| | | RB1#25 | 22.07 | 22.95 | 23.29 | 23.07 | 23.95 | 24.29 |
| | | RB1#49 | 21.80 | 22.67 | 23.05 | 22.80 | 23.67 | 24.05 |
| | | RB25#0 | 20.67 | 21.77 | 22.08 | 21.67 | 22.77 | 23.08 |
| | | RB25#25 | 20.65 | 21.87 | 22.07 | 21.65 | 22.87 | 23.07 |
| | | RB50#0 | 20.57 | 21.75 | 22.08 | 21.57 | 22.75 | 23.08 |

| Bandwidth (MHz) | Modulation | RB size/ RB Offset | Conducted Average Output Power (dBm) | | | EIRP(dBm) | | |
|-----------------|------------|-----------------------|--------------------------------------|-------|-------|-----------|-------|-------|
| | | | Low | Mid | High | Low | Mid | High |
| 15.0 | QPSK | RB1#0 | 22.56 | 23.57 | 24.00 | 23.56 | 24.57 | 25.00 |
| | | RB1#38 | 22.67 | 23.81 | 24.17 | 23.67 | 24.81 | 25.17 |
| | | RB1#74 | 22.55 | 23.64 | 24.00 | 23.55 | 24.64 | 25.00 |
| | | RB36#0 | 21.70 | 22.76 | 23.17 | 22.70 | 23.76 | 24.17 |
| | | RB36#39 | 21.64 | 22.83 | 23.15 | 22.64 | 23.83 | 24.15 |
| | | RB75#0 | 21.67 | 22.81 | 23.16 | 22.67 | 23.81 | 24.16 |
| | 16QAM | RB1#0 | 21.73 | 22.46 | 23.09 | 22.73 | 23.46 | 24.09 |
| | | RB1#38 | 21.82 | 22.73 | 23.23 | 22.82 | 23.73 | 24.23 |
| | | RB1#74 | 21.70 | 22.56 | 23.06 | 22.70 | 23.56 | 24.06 |
| | | RB36#0 | 20.60 | 21.66 | 22.15 | 21.60 | 22.66 | 23.15 |
| | | RB36#39 | 20.59 | 21.72 | 22.11 | 21.59 | 22.72 | 23.11 |
| | | RB75#0 | 20.57 | 21.77 | 22.07 | 21.57 | 22.77 | 23.07 |
| 20.0 | QPSK | RB1#0 | 22.53 | 23.51 | 23.97 | 23.53 | 24.51 | 24.97 |
| | | RB1#50 | 22.89 | 24.03 | 24.36 | 23.89 | 25.03 | 25.36 |
| | | RB1#99 | 22.62 | 23.62 | 23.97 | 23.62 | 24.62 | 24.97 |
| | | RB50#0 | 21.64 | 22.64 | 23.02 | 22.64 | 23.64 | 24.02 |
| | | RB50#50 | 21.57 | 22.77 | 22.96 | 22.57 | 23.77 | 23.96 |
| | | RB100#0 | 21.62 | 22.70 | 23.00 | 22.62 | 23.70 | 24.00 |
| | 16QAM | RB1#0 | 21.57 | 22.45 | 23.10 | 22.57 | 23.45 | 24.10 |
| | | RB1#50 | 21.92 | 23.00 | 23.49 | 22.92 | 24.00 | 24.49 |
| | | RB1#99 | 21.58 | 22.61 | 23.11 | 22.58 | 23.61 | 24.11 |
| | | RB50#0 | 20.57 | 21.69 | 22.07 | 21.57 | 22.69 | 23.07 |
| | | RB50#50 | 20.59 | 21.82 | 22.00 | 21.59 | 22.82 | 23.00 |
| | | RB100#0 | 20.53 | 21.68 | 21.98 | 21.53 | 22.68 | 22.98 |

Note: EIRP(dBm) = Conducted Power(dBm) + Antenna Gain(dBi)
 For Band 41: Antenna Gain = 1.0dBi
 Limit: EIRP ≤ 33dBm

Peak-to-average ratio (PAR)**20MHz bandwidth**

| Modulation | Low channel (dB) | Middle channel (dB) | High channel (dB) | PAR Limit (dB) | Result |
|-----------------------|-------------------------|----------------------------|--------------------------|-----------------------|---------------|
| QPSK (1RB Size) | 9.47 | 7.15 | 9.86 | 13 | Pass |
| QPSK (100RB Size) | 7.69 | 8.68 | 6.96 | 13 | Pass |
| 16QAM (1RB Size) | 8.25 | 8.37 | 9.23 | 13 | Pass |
| 16QAM (100RB Size) | 8.33 | 6.89 | 9.61 | 13 | Pass |

LTE Band 66:

| Bandwidth (MHz) | Modulation | RB size/ RB Offset | Conducted Average Output Power (dBm) | | | EIRP(dBm) | | |
|-----------------|------------|-----------------------|--------------------------------------|-------|-------|-----------|-------|-------|
| | | | Low | Mid | High | Low | Mid | High |
| 1.4 | QP SK | RB1#0 | 23.59 | 23.64 | 23.75 | 24.59 | 24.64 | 24.75 |
| | | RB1#3 | 23.76 | 23.85 | 23.95 | 24.76 | 24.85 | 24.95 |
| | | RB1#5 | 23.61 | 23.63 | 23.80 | 24.61 | 24.63 | 24.80 |
| | | RB3#0 | 23.62 | 23.72 | 23.70 | 24.62 | 24.72 | 24.70 |
| | | RB3#3 | 23.66 | 23.67 | 23.56 | 24.66 | 24.67 | 24.56 |
| | | RB6#0 | 22.72 | 22.72 | 22.86 | 23.72 | 23.72 | 23.86 |
| | 16QAM | RB1#0 | 22.57 | 22.59 | 22.76 | 23.57 | 23.59 | 23.76 |
| | | RB1#3 | 22.75 | 22.76 | 22.93 | 23.75 | 23.76 | 23.93 |
| | | RB1#5 | 22.63 | 22.62 | 22.74 | 23.63 | 23.62 | 23.74 |
| | | RB3#0 | 22.67 | 22.81 | 22.59 | 23.67 | 23.81 | 23.59 |
| | | RB3#3 | 22.68 | 22.82 | 22.59 | 23.68 | 23.82 | 23.59 |
| | | RB6#0 | 21.70 | 21.76 | 21.85 | 22.70 | 22.76 | 22.85 |
| 3.0 | QPSK | RB1#0 | 23.68 | 23.74 | 23.89 | 24.68 | 24.74 | 24.89 |
| | | RB1#8 | 23.66 | 23.75 | 23.89 | 24.66 | 24.75 | 24.89 |
| | | RB1#14 | 23.62 | 23.74 | 23.93 | 24.62 | 24.74 | 24.93 |
| | | RB6#0 | 22.67 | 22.66 | 22.82 | 23.67 | 23.66 | 23.82 |
| | | RB6#9 | 22.67 | 22.70 | 22.79 | 23.67 | 23.70 | 23.79 |
| | | RB15#0 | 22.59 | 22.67 | 22.77 | 23.59 | 23.67 | 23.77 |
| | 16QAM | RB1#0 | 23.12 | 22.82 | 22.80 | 24.12 | 23.82 | 23.80 |
| | | RB1#8 | 23.09 | 22.81 | 22.74 | 24.09 | 23.81 | 23.74 |
| | | RB1#14 | 23.03 | 22.81 | 22.71 | 24.03 | 23.81 | 23.71 |
| | | RB6#0 | 21.78 | 21.73 | 21.75 | 22.78 | 22.73 | 22.75 |
| | | RB6#9 | 21.68 | 21.75 | 21.69 | 22.68 | 22.75 | 22.69 |
| | | RB15#0 | 21.69 | 21.65 | 21.81 | 22.69 | 22.65 | 22.81 |

| Bandwidth (MHz) | Modulation | RB size/ RB Offset | Conducted Average Output Power (dBm) | | | EIRP(dBm) | | |
|-----------------|------------|-----------------------|--------------------------------------|-------|-------|-----------|-------|-------|
| | | | Low | Mid | High | Low | Mid | High |
| 5.0 | QP SK | RB1#0 | 23.59 | 23.65 | 23.73 | 24.59 | 24.65 | 24.73 |
| | | RB1#13 | 23.66 | 23.75 | 23.83 | 24.66 | 24.75 | 24.83 |
| | | RB1#24 | 23.55 | 23.67 | 23.75 | 24.55 | 24.67 | 24.75 |
| | | RB15#0 | 22.58 | 22.70 | 22.81 | 23.58 | 23.70 | 23.81 |
| | | RB15#10 | 22.68 | 22.76 | 22.79 | 23.68 | 23.76 | 23.79 |
| | | RB25#0 | 22.61 | 22.65 | 22.76 | 23.61 | 23.65 | 23.76 |
| | 16QAM | RB1#0 | 22.50 | 22.85 | 22.74 | 23.50 | 23.85 | 23.74 |
| | | RB1#13 | 22.54 | 22.97 | 22.80 | 23.54 | 23.97 | 23.80 |
| | | RB1#24 | 22.40 | 22.86 | 22.68 | 23.40 | 23.86 | 23.68 |
| | | RB15#0 | 21.66 | 21.71 | 21.82 | 22.66 | 22.71 | 22.82 |
| | | RB15#10 | 21.74 | 21.77 | 21.82 | 22.74 | 22.77 | 22.82 |
| | | RB25#0 | 21.67 | 21.70 | 21.79 | 22.67 | 22.70 | 22.79 |
| 10.0 | QPSK | RB1#0 | 23.69 | 23.77 | 23.90 | 24.69 | 24.77 | 24.90 |
| | | RB1#25 | 23.81 | 23.93 | 24.11 | 24.81 | 24.93 | 25.11 |
| | | RB1#49 | 23.68 | 23.77 | 24.00 | 24.68 | 24.77 | 25.00 |
| | | RB25#0 | 22.63 | 22.77 | 22.87 | 23.63 | 23.77 | 23.87 |
| | | RB25#25 | 22.71 | 22.79 | 22.90 | 23.71 | 23.79 | 23.90 |
| | | RB50#0 | 22.64 | 22.79 | 22.92 | 23.64 | 23.79 | 23.92 |
| | 16QAM | RB1#0 | 23.18 | 22.84 | 22.84 | 24.18 | 23.84 | 23.84 |
| | | RB1#25 | 23.24 | 23.03 | 23.03 | 24.24 | 24.03 | 24.03 |
| | | RB1#49 | 23.07 | 22.89 | 22.77 | 24.07 | 23.89 | 23.77 |
| | | RB25#0 | 21.66 | 21.86 | 21.99 | 22.66 | 22.86 | 22.99 |
| | | RB25#25 | 21.80 | 21.88 | 22.01 | 22.80 | 22.88 | 23.01 |
| | | RB50#0 | 21.70 | 21.83 | 21.95 | 22.70 | 22.83 | 22.95 |

| Bandwidth (MHz) | Modulation | RB size/ RB Offset | Conducted Average Output Power (dBm) | | | EIRP(dBm) | | |
|-----------------|------------|-----------------------|--------------------------------------|-------|-------|-----------|-------|-------|
| | | | Low | Mid | High | Low | Mid | High |
| 15.0 | QPSK | RB1#0 | 23.72 | 23.77 | 23.90 | 24.72 | 24.77 | 24.90 |
| | | RB1#38 | 23.79 | 23.82 | 23.99 | 24.79 | 24.82 | 24.99 |
| | | RB1#74 | 23.72 | 23.81 | 23.95 | 24.72 | 24.81 | 24.95 |
| | | RB36#0 | 22.78 | 22.92 | 22.86 | 23.78 | 23.92 | 23.86 |
| | | RB36#39 | 22.89 | 22.96 | 23.07 | 23.89 | 23.96 | 24.07 |
| | | RB75#0 | 22.83 | 22.95 | 23.07 | 23.83 | 23.95 | 24.07 |
| | 16QAM | RB1#0 | 23.19 | 22.87 | 23.07 | 24.19 | 23.87 | 24.07 |
| | | RB1#38 | 23.16 | 22.95 | 23.24 | 24.16 | 23.95 | 24.24 |
| | | RB1#74 | 23.09 | 22.84 | 23.01 | 24.09 | 23.84 | 24.01 |
| | | RB36#0 | 21.78 | 21.90 | 21.96 | 22.78 | 22.90 | 22.96 |
| | | RB36#39 | 21.82 | 21.91 | 22.02 | 22.82 | 22.91 | 23.02 |
| | | RB75#0 | 21.82 | 21.96 | 22.04 | 22.82 | 22.96 | 23.04 |
| 20.0 | QPSK | RB1#0 | 23.70 | 23.71 | 23.75 | 24.70 | 24.71 | 24.75 |
| | | RB1#50 | 23.94 | 24.05 | 24.04 | 24.94 | 25.05 | 25.04 |
| | | RB1#99 | 23.72 | 23.83 | 23.82 | 24.72 | 24.83 | 24.82 |
| | | RB50#0 | 22.63 | 22.75 | 22.98 | 23.63 | 23.75 | 23.98 |
| | | RB50#50 | 22.65 | 22.74 | 22.96 | 23.65 | 23.74 | 23.96 |
| | | RB100#0 | 22.67 | 22.78 | 22.97 | 23.67 | 23.78 | 23.97 |
| | 16QAM | RB1#0 | 22.93 | 22.85 | 23.09 | 23.93 | 23.85 | 24.09 |
| | | RB1#50 | 23.10 | 23.15 | 23.43 | 24.10 | 24.15 | 24.43 |
| | | RB1#99 | 22.93 | 22.88 | 23.16 | 23.93 | 23.88 | 24.16 |
| | | RB50#0 | 21.60 | 21.81 | 22.03 | 22.60 | 22.81 | 23.03 |
| | | RB50#50 | 21.70 | 21.82 | 22.03 | 22.70 | 22.82 | 23.03 |
| | | RB100#0 | 21.73 | 21.82 | 21.98 | 22.73 | 22.82 | 22.98 |

Note: EIRP(dBm) = Conducted Power(dBm) + Antenna Gain(dBi)
 For Band 66: Antenna Gain = 1.0dBi
 Limit: EIRP ≤ 30dBm

Peak-to-average ratio (PAR)**20MHz bandwidth**

| Modulation | Low channel (dB) | Middle channel (dB) | High channel (dB) | PAR Limit (dB) | Result |
|-----------------------|-------------------------|----------------------------|--------------------------|-----------------------|---------------|
| QPSK (1RB Size) | 8.46 | 3.85 | 4.58 | 13 | Pass |
| QPSK (100RB Size) | 5.10 | 5.16 | 5.29 | 13 | Pass |
| 16QAM (1RB Size) | 4.71 | 5.27 | 6.71 | 13 | Pass |
| 16QAM (100RB Size) | 5.93 | 5.66 | 6.32 | 13 | Pass |

LTE Band 71

| Bandwidth (MHz) | Modulation | RB size/ RB Offset | Conducted Average Output Power (dBm) | | | ERP(dBm) | | |
|-----------------|------------|-----------------------|--------------------------------------|-------|-------|----------|-------|-------|
| | | | Low | Mid | High | Low | Mid | High |
| 5.0 | QP SK | RB1#0 | 23.19 | 23.09 | 22.83 | 18.04 | 17.94 | 17.68 |
| | | RB1#13 | 23.28 | 23.10 | 22.69 | 18.13 | 17.95 | 17.54 |
| | | RB1#24 | 23.21 | 23.12 | 22.73 | 18.06 | 17.97 | 17.58 |
| | | RB15#0 | 22.24 | 22.06 | 21.82 | 17.09 | 16.91 | 16.67 |
| | | RB15#10 | 22.21 | 22.01 | 21.90 | 17.06 | 16.86 | 16.75 |
| | | RB25#0 | 22.27 | 22.08 | 21.80 | 17.12 | 16.93 | 16.65 |
| | 16QAM | RB1#0 | 21.57 | 22.16 | 21.66 | 16.42 | 17.01 | 16.51 |
| | | RB1#13 | 21.60 | 22.15 | 21.51 | 16.45 | 17.00 | 16.36 |
| | | RB1#24 | 21.61 | 22.24 | 21.54 | 16.46 | 17.09 | 16.39 |
| | | RB15#0 | 21.41 | 21.11 | 20.98 | 16.26 | 15.96 | 15.83 |
| | | RB15#10 | 21.37 | 21.15 | 21.03 | 16.22 | 16.00 | 15.88 |
| | | RB25#0 | 21.40 | 21.20 | 20.97 | 16.25 | 16.05 | 15.82 |
| 10.0 | QPSK | RB1#0 | 23.04 | 23.08 | 23.10 | 17.89 | 17.93 | 17.95 |
| | | RB1#25 | 23.05 | 23.01 | 23.06 | 17.90 | 17.86 | 17.91 |
| | | RB1#49 | 23.06 | 22.97 | 22.91 | 17.91 | 17.82 | 17.76 |
| | | RB25#0 | 22.10 | 22.10 | 21.92 | 16.95 | 16.95 | 16.77 |
| | | RB25#25 | 22.15 | 22.09 | 21.86 | 17.00 | 16.94 | 16.71 |
| | | RB50#0 | 22.26 | 21.99 | 22.02 | 17.11 | 16.84 | 16.87 |
| | 16QAM | RB1#0 | 22.43 | 22.45 | 21.54 | 17.28 | 17.30 | 16.39 |
| | | RB1#25 | 22.42 | 22.38 | 21.61 | 17.27 | 17.23 | 16.46 |
| | | RB1#49 | 22.40 | 22.35 | 21.39 | 17.25 | 17.20 | 16.24 |
| | | RB25#0 | 21.34 | 21.27 | 21.16 | 16.19 | 16.12 | 16.01 |
| | | RB25#25 | 21.29 | 21.27 | 21.12 | 16.14 | 16.12 | 15.97 |
| | | RB50#0 | 21.30 | 21.33 | 21.15 | 16.15 | 16.18 | 16.00 |

| Bandwidth (MHz) | Modulation | RB size/ RB Offset | Conducted Average Output Power (dBm) | | | ERP(dBm) | | |
|-----------------|------------|-----------------------|--------------------------------------|-------|-------|----------|-------|-------|
| | | | Low | Mid | High | Low | Mid | High |
| 15.0 | QPSK | RB1#0 | 23.10 | 23.08 | 23.11 | 17.95 | 17.93 | 17.96 |
| | | RB1#38 | 22.99 | 23.04 | 23.02 | 17.84 | 17.89 | 17.87 |
| | | RB1#74 | 23.02 | 22.97 | 22.92 | 17.87 | 17.82 | 17.77 |
| | | RB36#0 | 22.13 | 22.13 | 22.01 | 16.98 | 16.98 | 16.86 |
| | | RB36#39 | 22.11 | 22.01 | 21.82 | 16.96 | 16.86 | 16.67 |
| | | RB75#0 | 22.07 | 22.12 | 21.91 | 16.92 | 16.97 | 16.76 |
| | 16QAM | RB1#0 | 22.50 | 22.55 | 22.45 | 17.35 | 17.40 | 17.30 |
| | | RB1#38 | 22.40 | 22.53 | 22.35 | 17.25 | 17.38 | 17.20 |
| | | RB1#74 | 22.41 | 22.43 | 22.29 | 17.26 | 17.28 | 17.14 |
| | | RB36#0 | 21.43 | 21.32 | 21.10 | 16.28 | 16.17 | 15.95 |
| | | RB36#39 | 21.35 | 21.31 | 21.03 | 16.20 | 16.16 | 15.88 |
| | | RB75#0 | 21.34 | 21.25 | 21.03 | 16.19 | 16.10 | 15.88 |
| 20.0 | QPSK | RB1#0 | 23.26 | 23.17 | 23.17 | 18.11 | 18.02 | 18.02 |
| | | RB1#50 | 23.18 | 23.14 | 23.19 | 18.03 | 17.99 | 18.04 |
| | | RB1#99 | 23.31 | 23.06 | 23.01 | 18.16 | 17.91 | 17.86 |
| | | RB50#0 | 22.23 | 22.17 | 22.12 | 17.08 | 17.02 | 16.97 |
| | | RB50#50 | 22.06 | 22.06 | 21.90 | 16.91 | 16.91 | 16.75 |
| | | RB100#0 | 22.25 | 22.02 | 22.02 | 17.10 | 16.87 | 16.87 |
| | 16QAM | RB1#0 | 22.07 | 22.76 | 22.67 | 16.92 | 17.61 | 17.52 |
| | | RB1#50 | 22.02 | 22.72 | 22.61 | 16.87 | 17.57 | 17.46 |
| | | RB1#99 | 22.05 | 22.53 | 22.49 | 16.90 | 17.38 | 17.34 |
| | | RB50#0 | 21.32 | 21.45 | 21.18 | 16.17 | 16.30 | 16.03 |
| | | RB50#50 | 21.33 | 21.30 | 21.09 | 16.18 | 16.15 | 15.94 |
| | | RB100#0 | 21.27 | 21.15 | 21.21 | 16.12 | 16.00 | 16.06 |

Note: ERP(dBm) = Conducted Power(dBm) + Antenna Gain(dBd)
 For Band 71: Antenna Gain = -3.0dBi = -5.15dBd (0dBd=2.15dBi)
 Limit: ERP ≤ 34.77dBm

Peak-to-average ratio (PAR)**20MHz bandwidth**

| Modulation | Low channel (dB) | Middle channel (dB) | High channel (dB) | PAR Limit (dB) | Result |
|-----------------------|-------------------------|----------------------------|--------------------------|-----------------------|---------------|
| QPSK (1RB Size) | 3.64 | 4.01 | 3.91 | 13 | Pass |
| QPSK (100RB Size) | 5.31 | 5.35 | 5.21 | 13 | Pass |
| 16QAM (1RB Size) | 4.08 | 4.88 | 4.48 | 13 | Pass |
| 16QAM (100RB Size) | 6.06 | 6.18 | 6.20 | 13 | Pass |

FCC §2.1049, §22.917, §22.905 & §24.238 & §27.53, §90.209- OCCUPIED BANDWIDTH

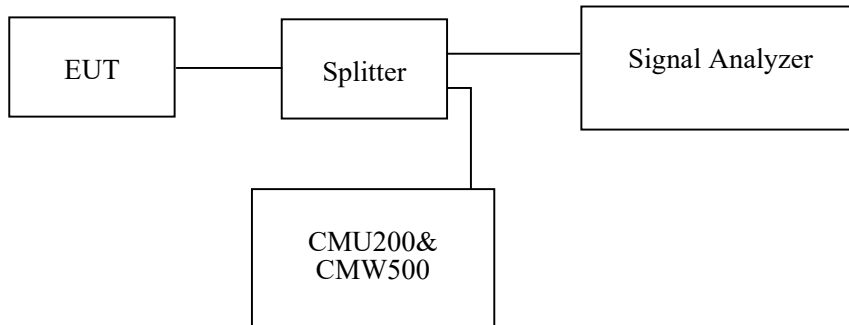
Applicable Standard

FCC 47 §2.1049, §22.917, §22.905, §24.238 and §27.53.

Test Procedure

The RF output of the transmitter was connected to the simulator and the spectrum analyzer through sufficient attenuation.

The resolution bandwidth of the spectrum analyzer was set at 1% to 5% of the anticipated emission bandwidth and the 26 dB & 99% bandwidth was recorded.



Test Data

Environmental Conditions

| | |
|---------------------------|-----------------|
| Temperature: | 28~29.4 °C |
| Relative Humidity: | 52~60 % |
| ATM Pressure: | 101.0 ~102.0kPa |

The testing was performed by Pedro Yun from 2021-07-05 to 2021-09-03.

EUT operation mode: Transmitting

Test Result: Pass

Please refer to the following tables and plots.

Cellular Band (Part 22H)

| Mode | Channel | Frequency (MHz) | 99% Occupied Bandwidth (kHz) | 26 dB Emission Bandwidth (kHz) |
|-------------|---------|-----------------|------------------------------|--------------------------------|
| GPRS(GMSK) | 128 | 824.2 | 248.00 | 316.46 |
| | 190 | 836.6 | 246.00 | 313.46 |
| | 251 | 848.8 | 246.00 | 320.83 |
| EGPRS(8PSK) | 128 | 824.2 | 248.39 | 317.31 |
| | 190 | 836.6 | 243.59 | 309.29 |
| | 251 | 848.8 | 245.19 | 310.90 |

| | Frequency (MHz) | Occupied Bandwidth (MHz) | 26dB Bandwidth (MHz) |
|-------|-----------------|--------------------------|----------------------|
| RMC | 826.4 | 4.18 | 4.70 |
| | 836.6 | 4.20 | 4.73 |
| | 846.6 | 4.16 | 4.69 |
| HSDPA | 826.4 | 4.18 | 4.73 |
| | 836.6 | 4.18 | 4.73 |
| | 846.6 | 4.18 | 4.74 |
| HSUPA | 826.4 | 4.18 | 4.76 |
| | 836.6 | 4.18 | 4.73 |
| | 846.6 | 4.18 | 4.74 |

PCS Band (Part 24E)

| Mode | Channel | Frequency (MHz) | 99% Occupied Bandwidth (kHz) | 26 dB Emission Bandwidth (kHz) |
|-------------|---------|-----------------|------------------------------|--------------------------------|
| GPRS(GMSK) | 512 | 1850.2 | 246.00 | 319.40 |
| | 661 | 1880.0 | 248.00 | 319.23 |
| | 810 | 1909.8 | 244.00 | 316.99 |
| EGPRS(8PSK) | 512 | 1850.2 | 256.41 | 322.12 |
| | 661 | 1880.0 | 250.00 | 318.91 |
| | 810 | 1909.8 | 251.60 | 320.51 |

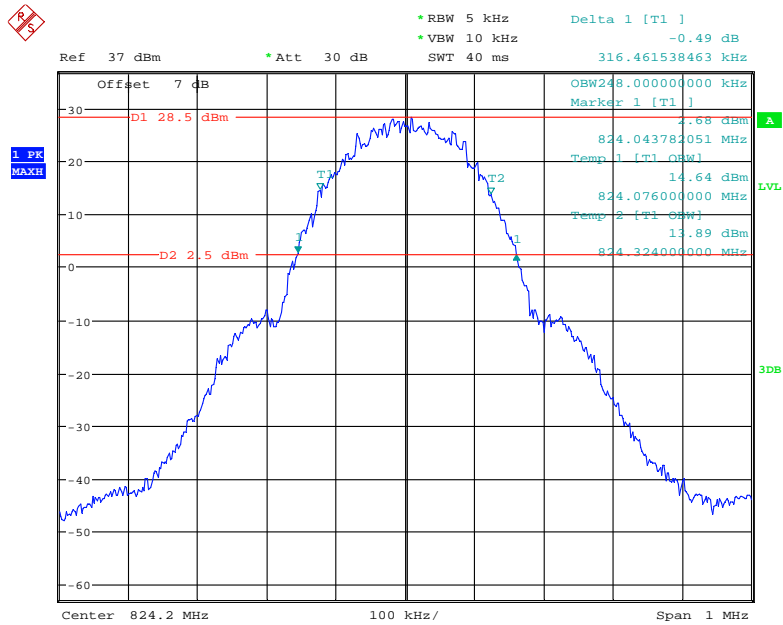
| | Frequency (MHz) | Occupied Bandwidth (MHz) | 26dB Bandwidth (MHz) |
|-------|-----------------|--------------------------|----------------------|
| RMC | 1852.4 | 4.18 | 4.73 |
| | 1880.0 | 4.17 | 4.76 |
| | 1907.6 | 4.17 | 4.73 |
| HSDPA | 1852.4 | 4.18 | 4.73 |
| | 1880.0 | 4.18 | 4.73 |
| | 1907.6 | 4.18 | 4.73 |
| HSUPA | 1852.4 | 4.18 | 4.73 |
| | 1880.0 | 4.18 | 4.73 |
| | 1907.6 | 4.18 | 4.73 |

AWS Band (Part 27)

| | Frequency (MHz) | Occupied Bandwidth (MHz) | 26dB Bandwidth (MHz) |
|-------|----------------------------|-------------------------------------|---------------------------------|
| RMC | 1712.4 | 4.18 | 4.74 |
| | 1732.6 | 4.17 | 4.73 |
| | 1752.6 | 4.17 | 4.73 |
| HSDPA | 1712.4 | 4.18 | 4.74 |
| | 1732.6 | 4.18 | 4.71 |
| | 1752.6 | 4.18 | 4.73 |
| HSUPA | 1712.4 | 4.20 | 4.73 |
| | 1732.6 | 4.18 | 4.73 |
| | 1752.6 | 4.17 | 4.73 |

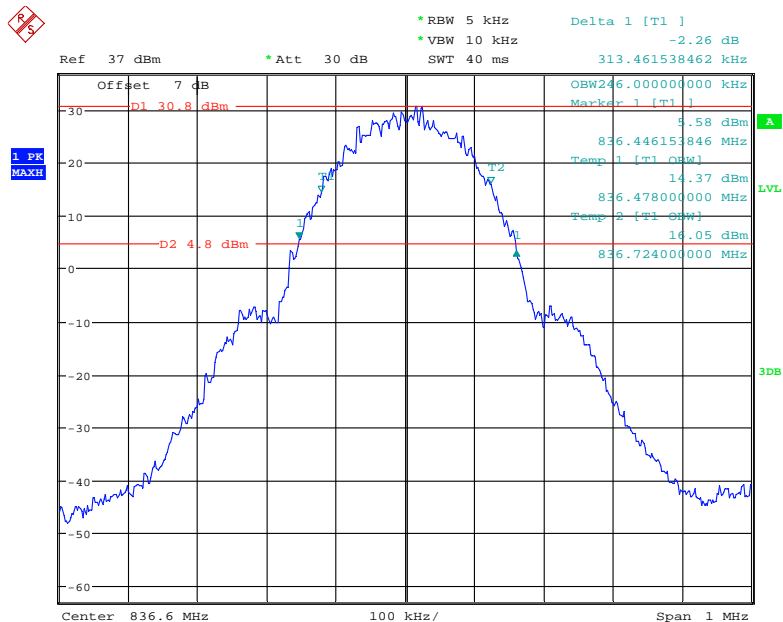
Cellular Band (Part 22H)

26 dB Emissions & 99% Occupied Bandwidth for GPRS (GMSK) Mode, Low channel



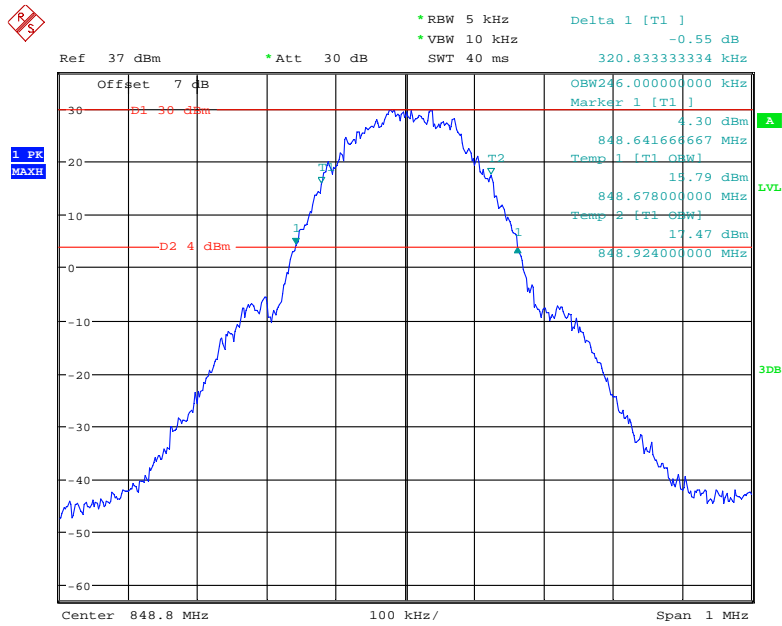
Date: 22.AUG.2021 19:43:51

26 dB Emissions & 99% Occupied Bandwidth for GPRS (GMSK) Mode, Middle channel



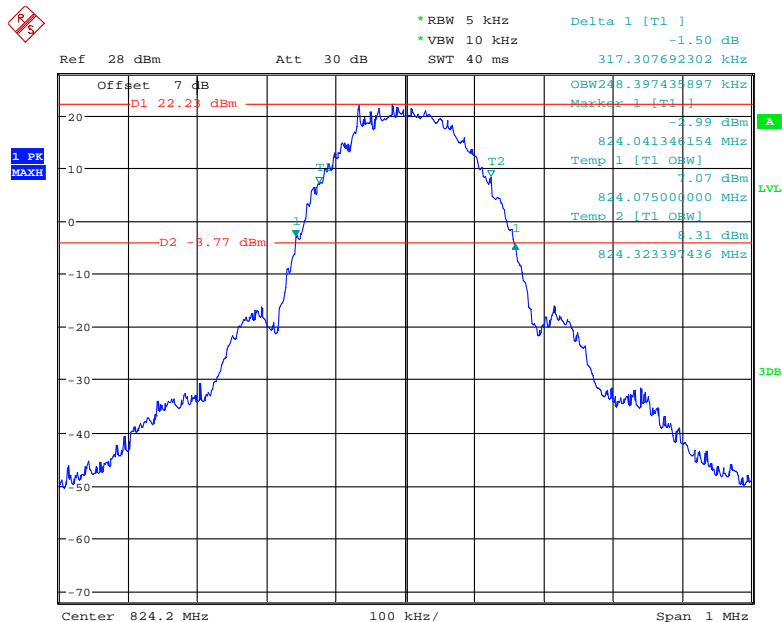
Date: 22.AUG.2021 19:45:42

26 dB Emissions & 99% Occupied Bandwidth for GPRS (GMSK) Mode, High channel



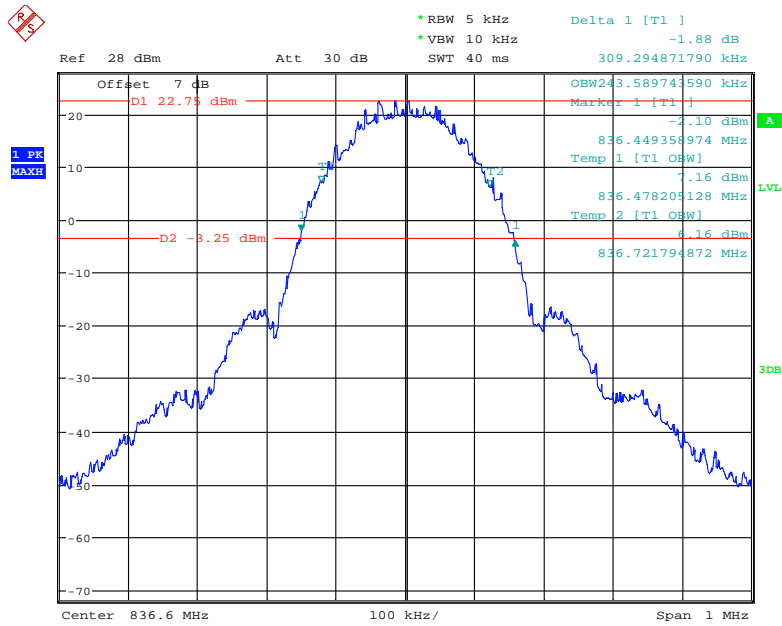
Date: 22.AUG.2021 19:46:45

26 dB Emissions & 99% Occupied Bandwidth for EGPRS (8PSK) Mode, Low channel



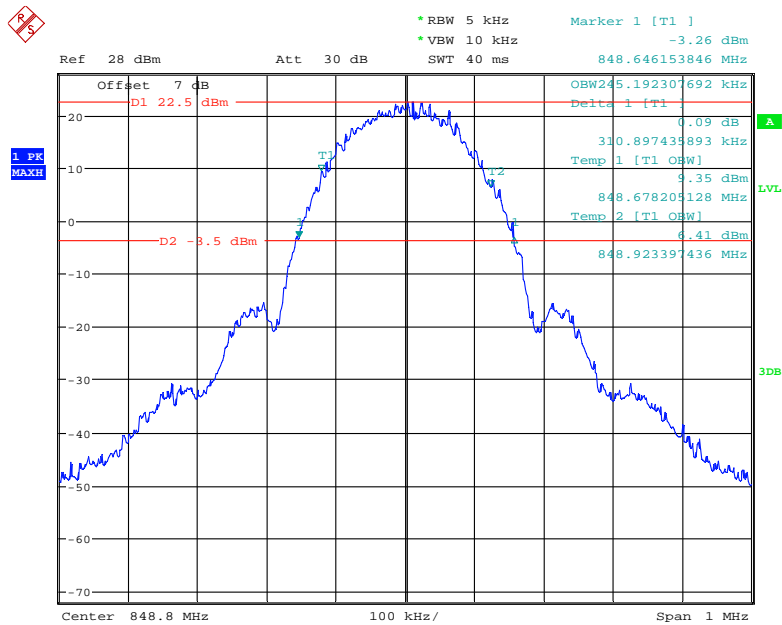
Date: 8.JUL.2021 11:20:35

26 dB Emissions & 99% Occupied Bandwidth for EGPRS (8PSK) Mode, Middle channel



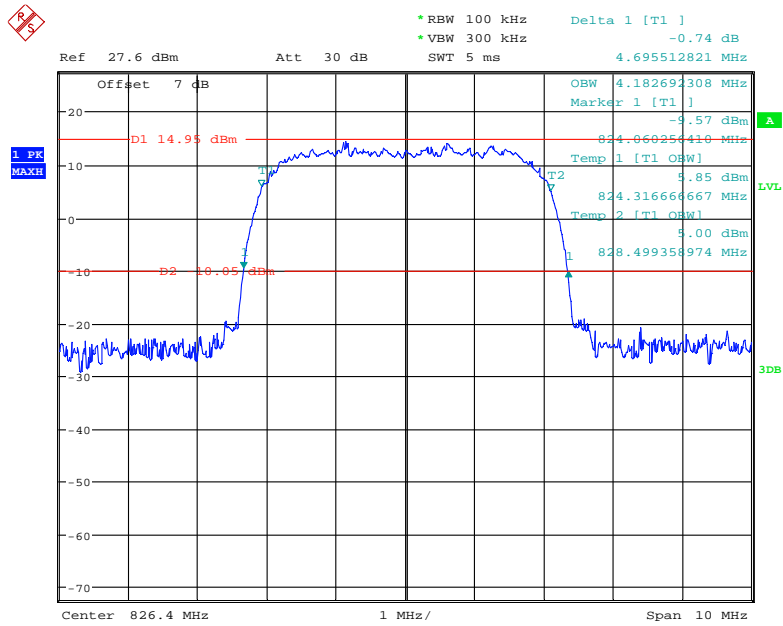
Date: 8.JUL.2021 11:22:41

26 dB Emissions & 99% Occupied Bandwidth for EGPRS (8PSK) Mode, High channel



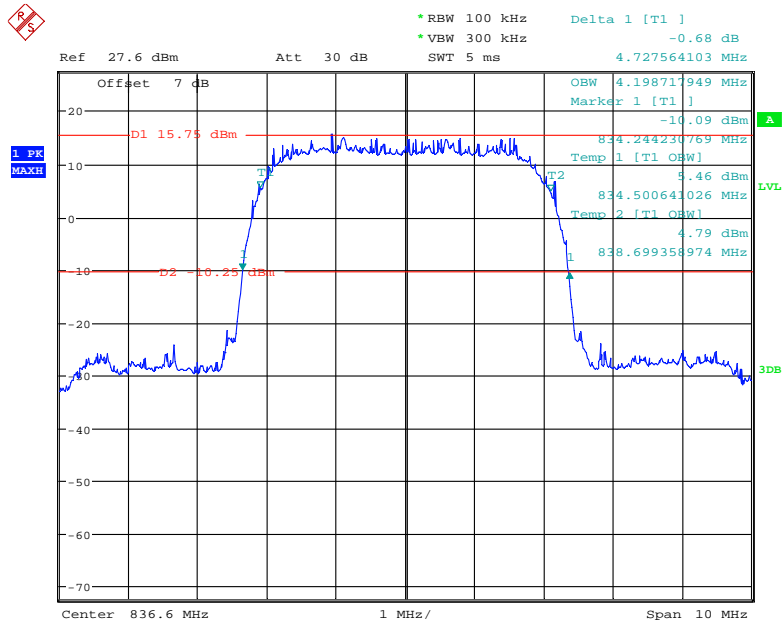
Date: 8.JUL.2021 11:25:21

26 dB Emissions & 99% Occupied Bandwidth for RMC (BPSK) Mode, Low channel



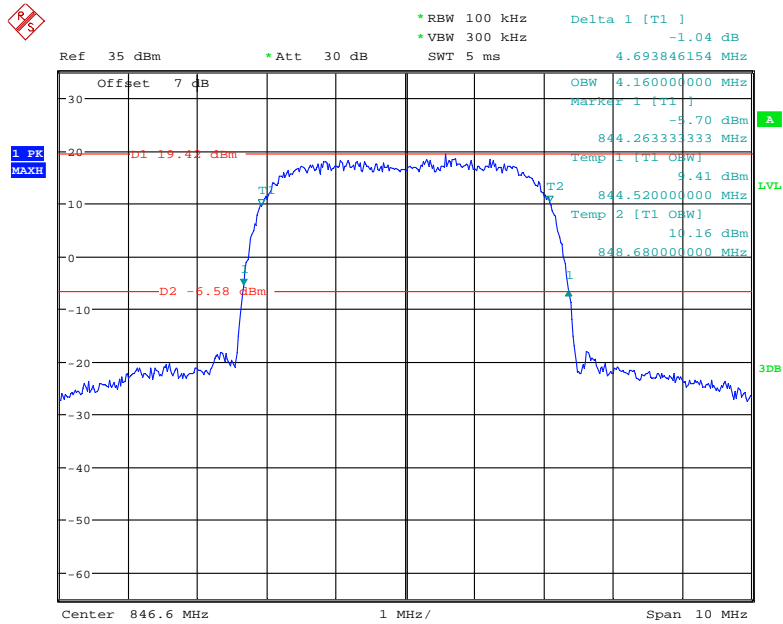
Date: 8.JUL.2021 14:27:51

26 dB Emissions & 99% Occupied Bandwidth for RMC (BPSK) Mode, Middle channel



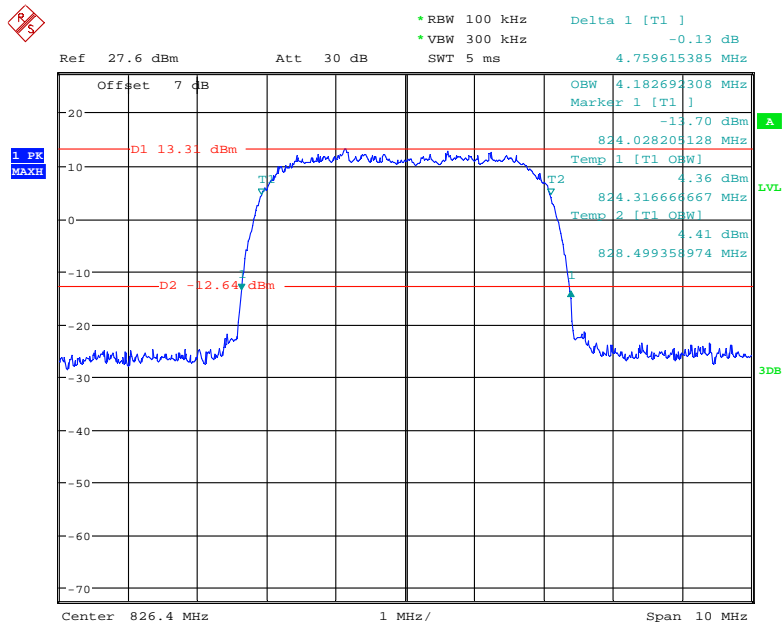
Date: 8.JUL.2021 14:25:47

26 dB Emissions & 99% Occupied Bandwidth for RMC (BPSK) Mode, High channel



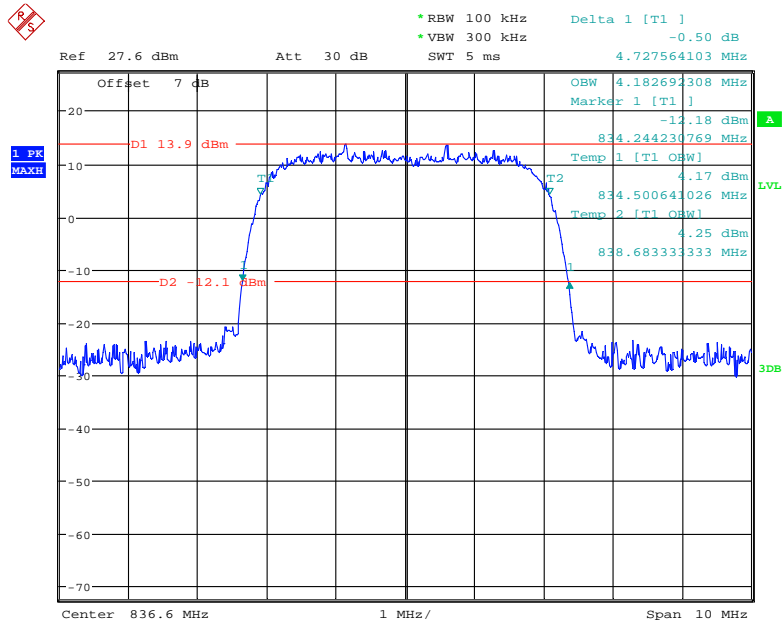
Date: 5.JUL.2021 15:48:23

26 dB Emissions & 99% Occupied Bandwidth for HSUPA (BPSK) Mode, Low channel



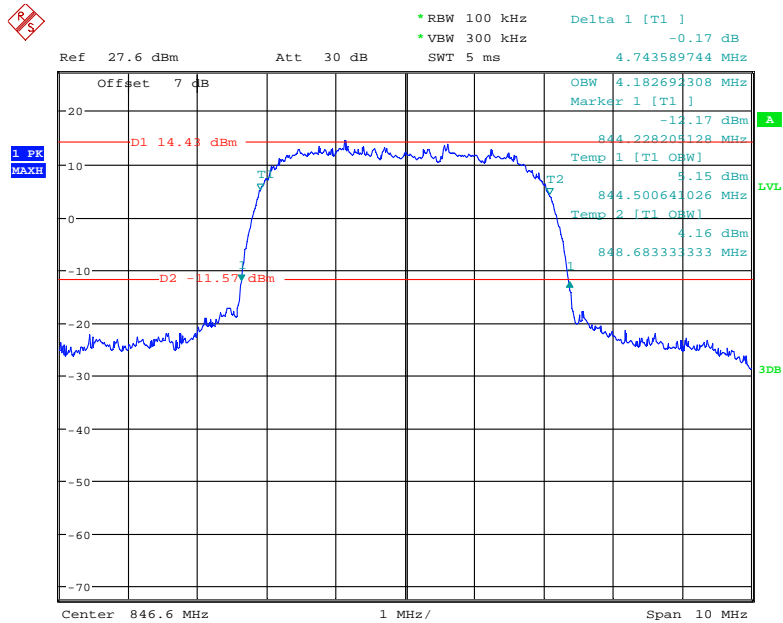
Date: 8.JUL.2021 14:07:13

26 dB Emissions & 99% Occupied Bandwidth for HSUPA (BPSK) Mode, Middle channel



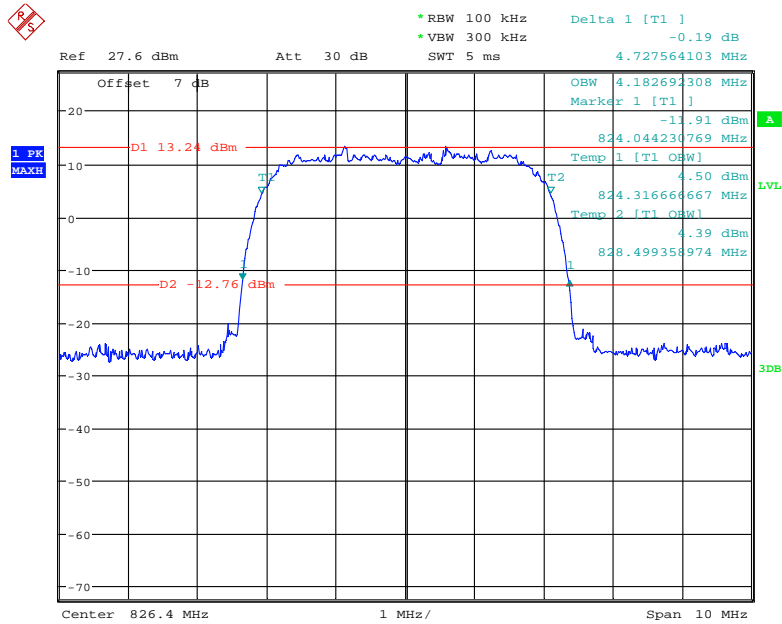
Date: 8.JUL.2021 14:09:37

26 dB Emissions & 99% Occupied Bandwidth for HSUPA (BPSK) Mode, High channel



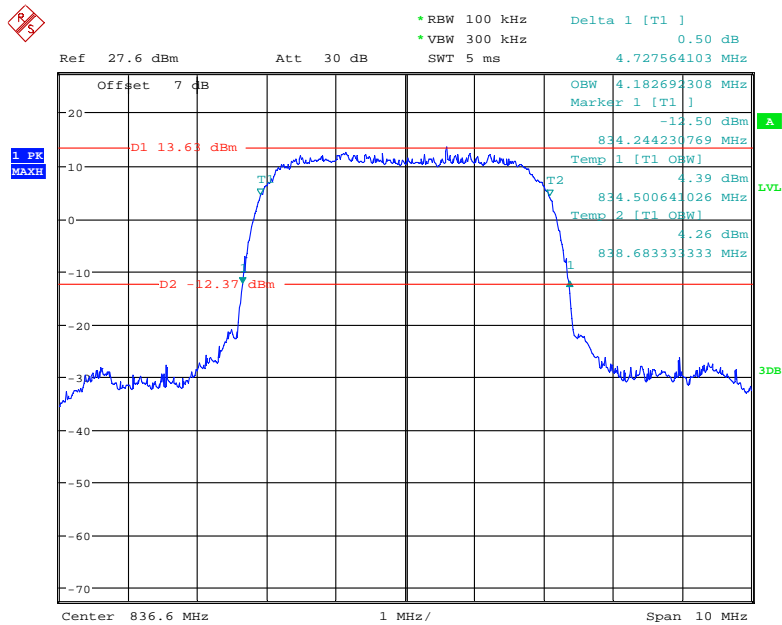
Date: 8.JUL.2021 14:12:09

26 dB Emissions & 99% Occupied Bandwidth for HSDPA (16QAM) Mode, Low channel



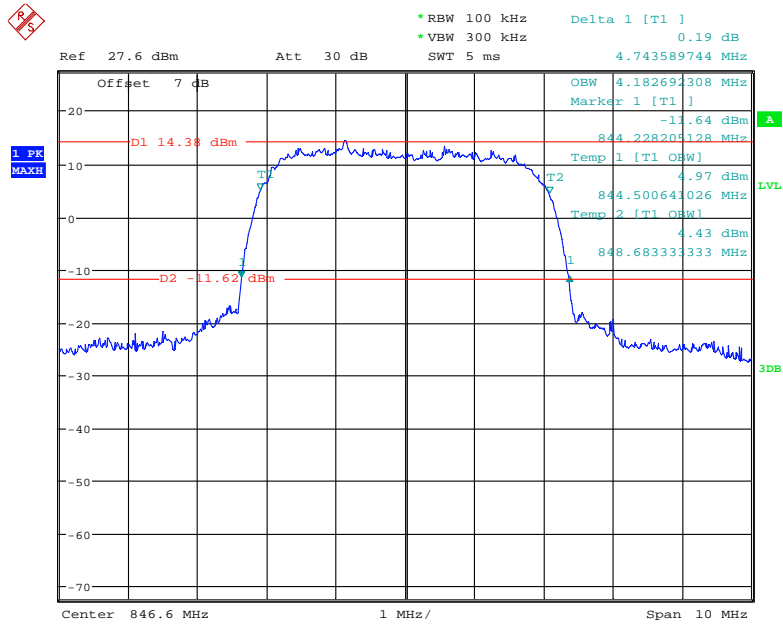
Date: 8.JUL.2021 14:21:26

26 dB Emissions & 99% Occupied Bandwidth for HSDPA (16QAM) Mode, Middle channel



Date: 8.JUL.2021 14:17:30

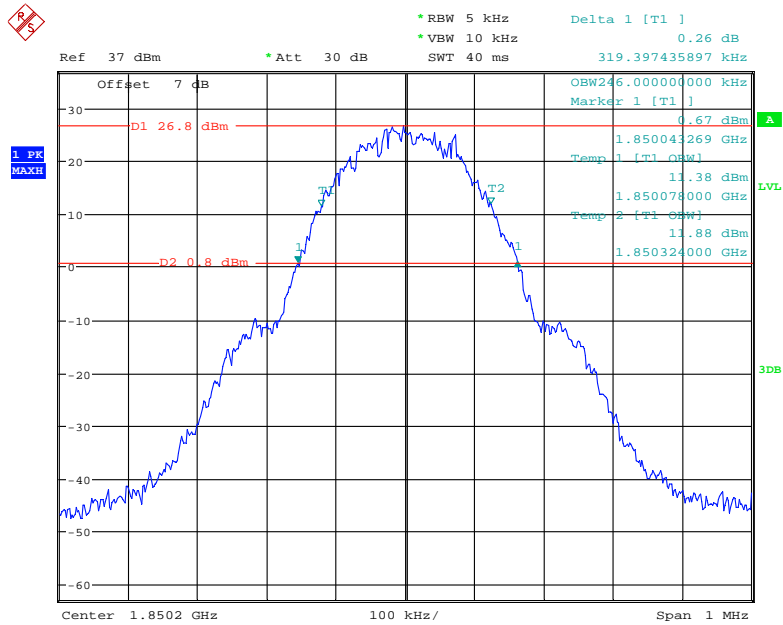
26 dB Emissions & 99% Occupied Bandwidth for HSDPA (16QAM) Mode, High channel



Date: 8.JUL.2021 14:15:33

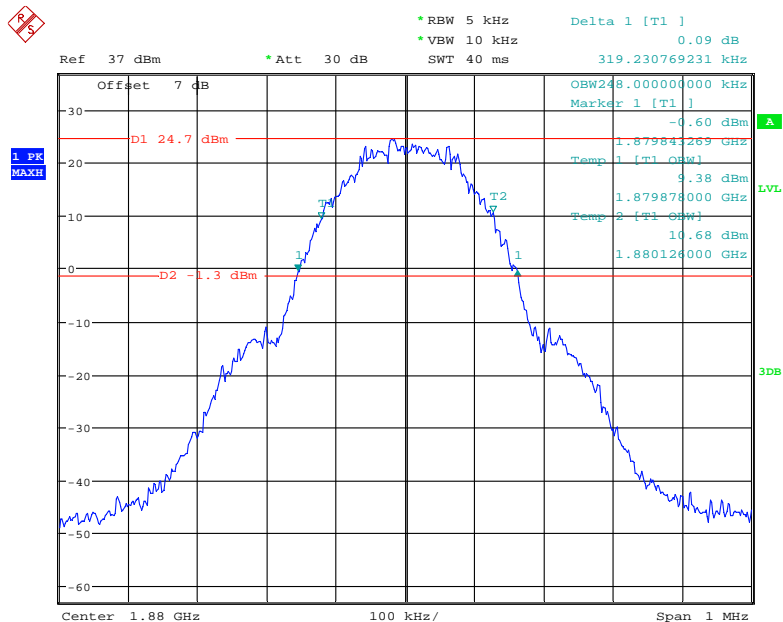
PCS Band (Part 24E)

26 dB Emissions & 99% Occupied Bandwidth for GPRS (GMSK) Mode, Low channel



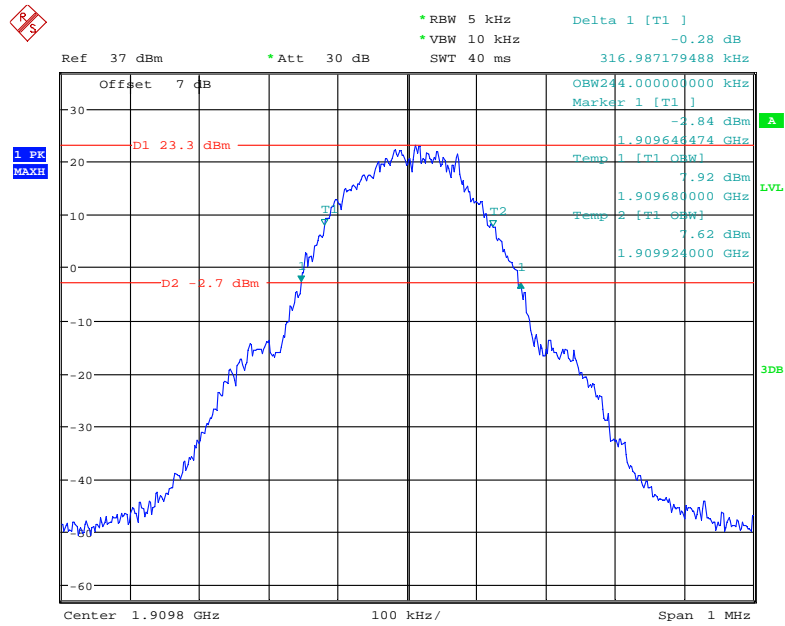
Date: 22.AUG.2021 20:02:23

26 dB Emissions & 99% Occupied Bandwidth for GPRS (GMSK) Mode, Middle channel



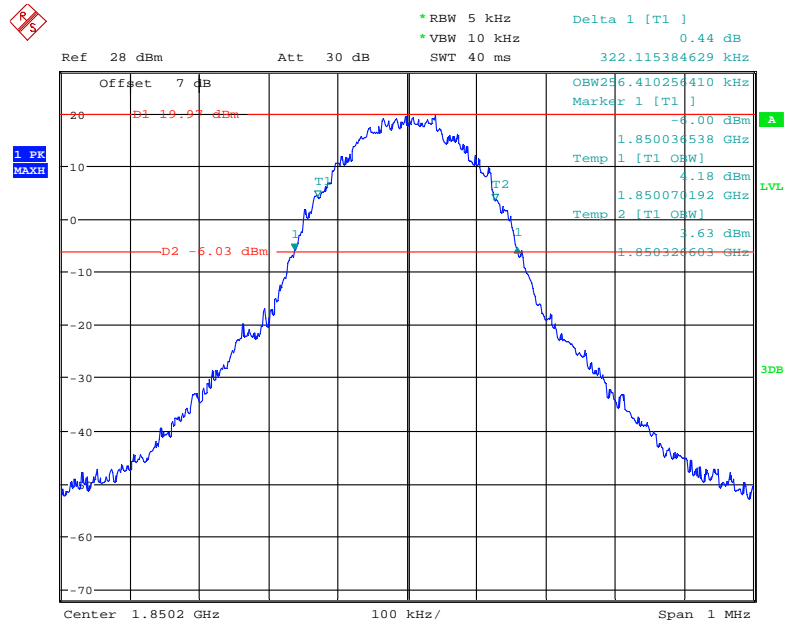
Date: 22.AUG.2021 20:03:33

26 dB Emissions & 99% Occupied Bandwidth for GPRS (GMSK) Mode, High channel



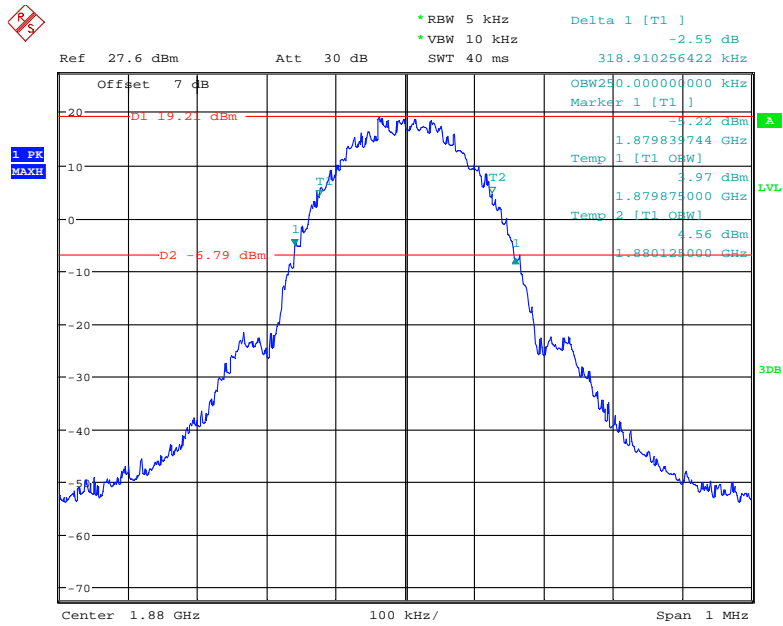
Date: 22.AUG.2021 20:04:26

26 dB Emissions & 99% Occupied Bandwidth for EGPRS (8PSK) Mode, Low channel



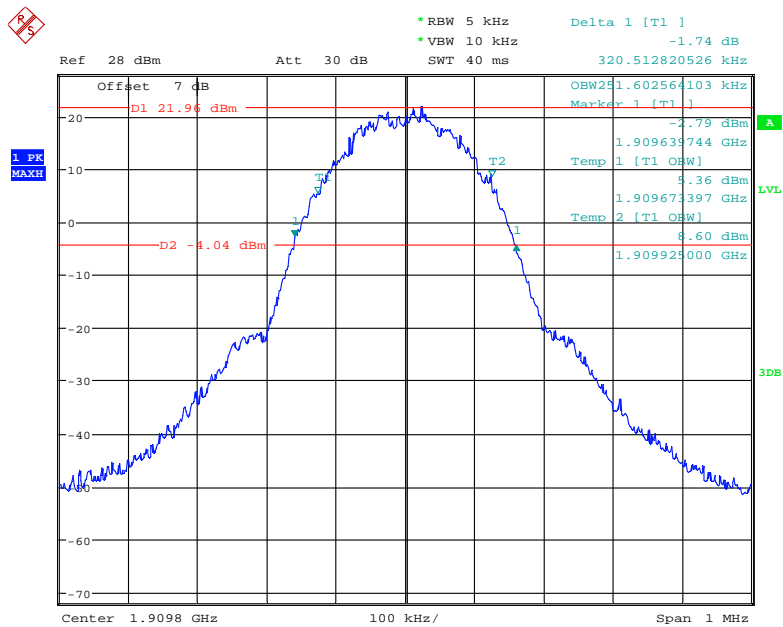
Date: 8.JUL.2021 11:10:13

26 dB Emissions & 99% Occupied Bandwidth for EGPRS (8PSK) Mode, Middle channel



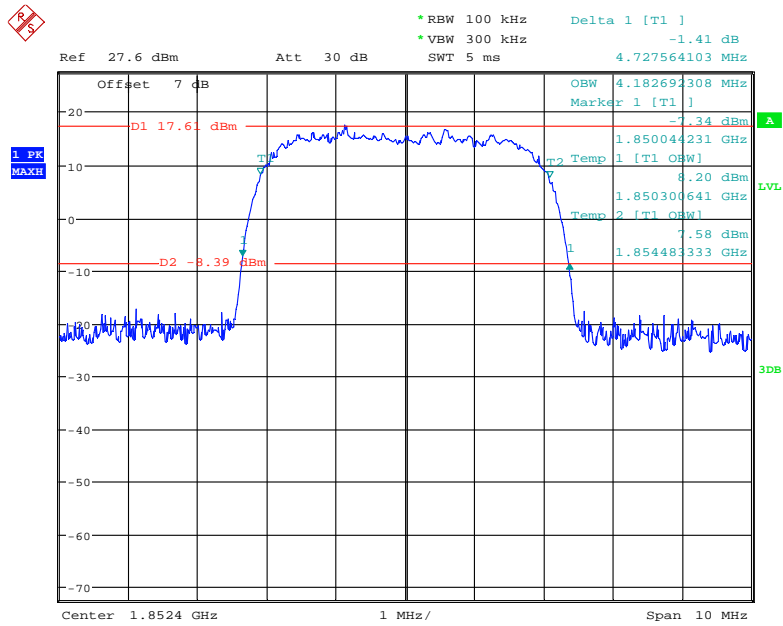
Date: 8.JUL.2021 17:13:59

26 dB Emissions & 99% Occupied Bandwidth for EGPRS (8PSK) Mode, High channel



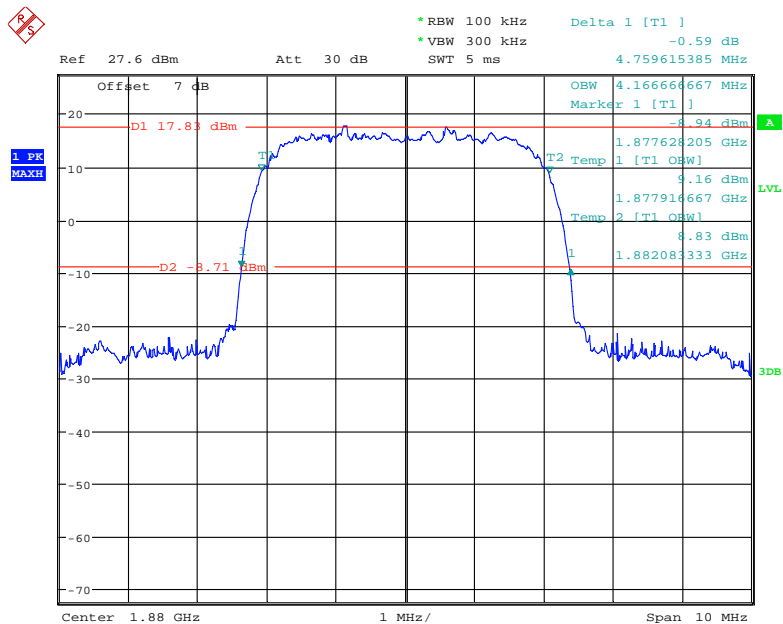
Date: 8.JUL.2021 11:04:56

26 dB Emissions & 99% Occupied Bandwidth for RMC (BPSK) Mode, Low channel



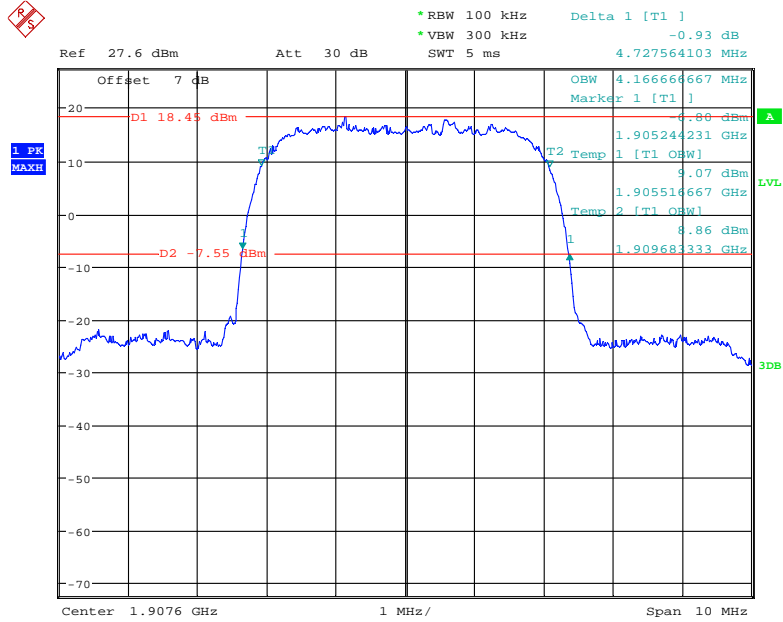
Date: 8.JUL.2021 14:35:16

26 dB Emissions & 99% Occupied Bandwidth for RMC (BPSK) Mode, Middle channel



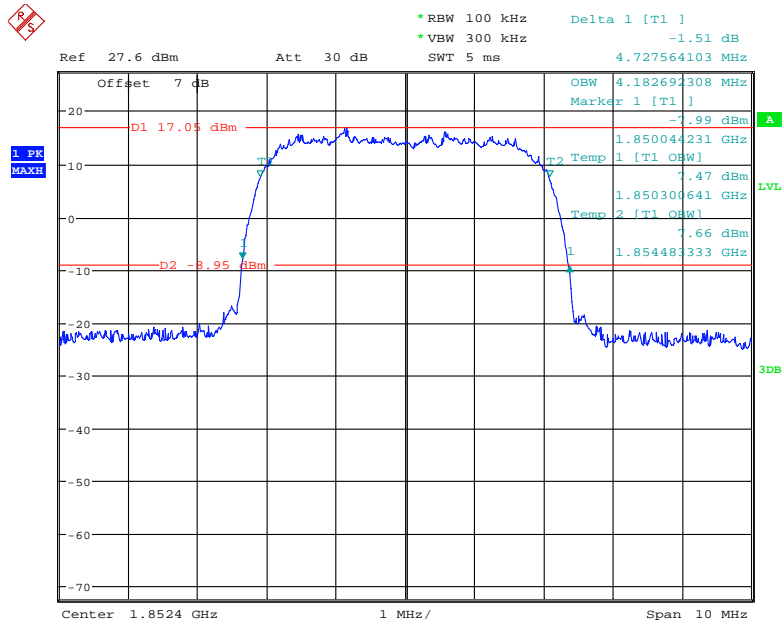
Date: 8.JUL.2021 14:33:40

26 dB Emissions & 99% Occupied Bandwidth for RMC (BPSK) Mode, High channel



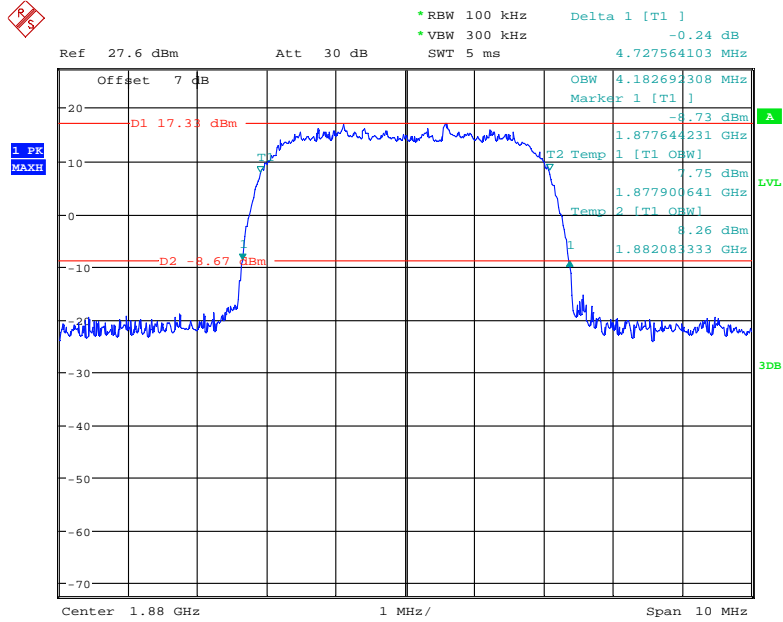
Date: 8.JUL.2021 14:31:24

26 dB Emissions & 99% Occupied Bandwidth for HSUPA (BPSK) Mode, Low channel



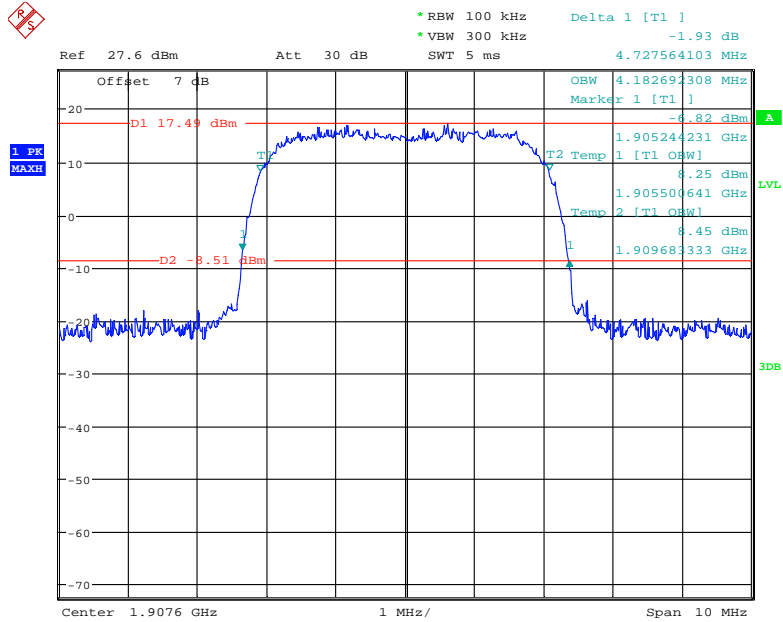
Date: 8.JUL.2021 14:50:55

26 dB Emissions & 99% Occupied Bandwidth for HSUPA (BPSK) Mode, Middle channel



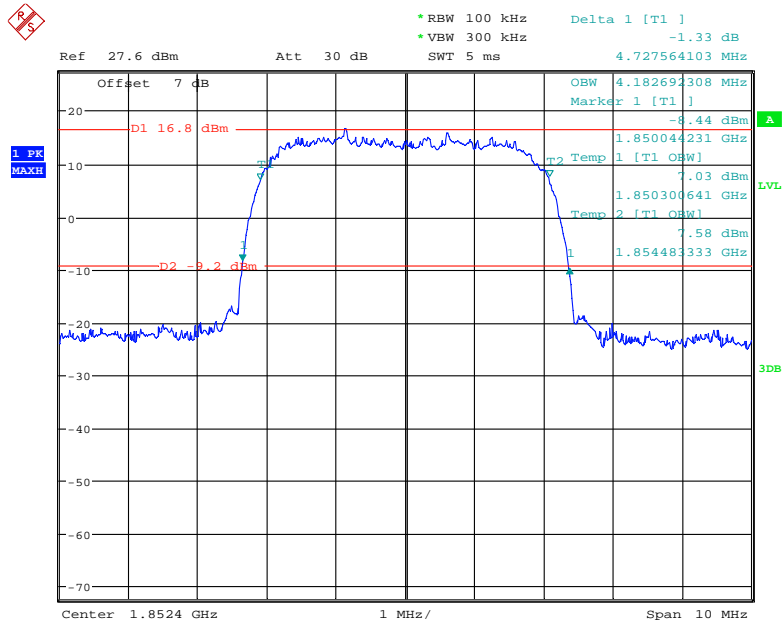
Date: 8.JUL.2021 14:48:50

26 dB Emissions & 99% Occupied Bandwidth for HSUPA (BPSK) Mode, High channel



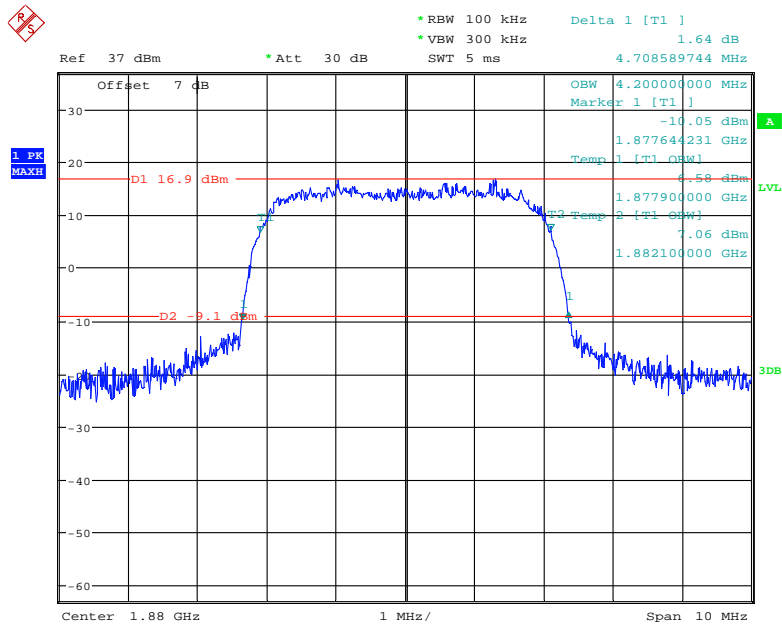
Date: 8.JUL.2021 14:47:02

26 dB Emissions & 99% Occupied Bandwidth for HSDPA (16QAM) Mode, Low channel



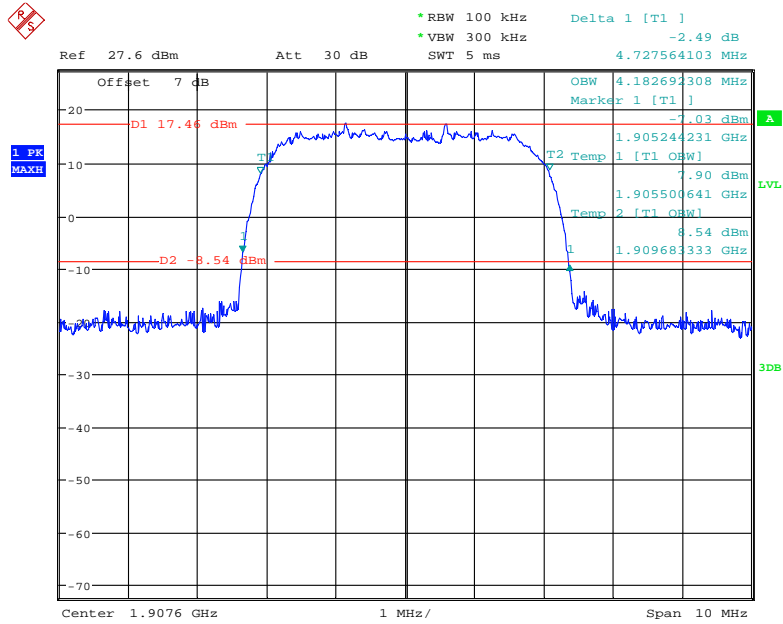
Date: 8.JUL.2021 14:37:30

26 dB Emissions & 99% Occupied Bandwidth for HSDPA (16QAM) Mode, Middle channel



Date: 3.SEP.2021 00:18:18

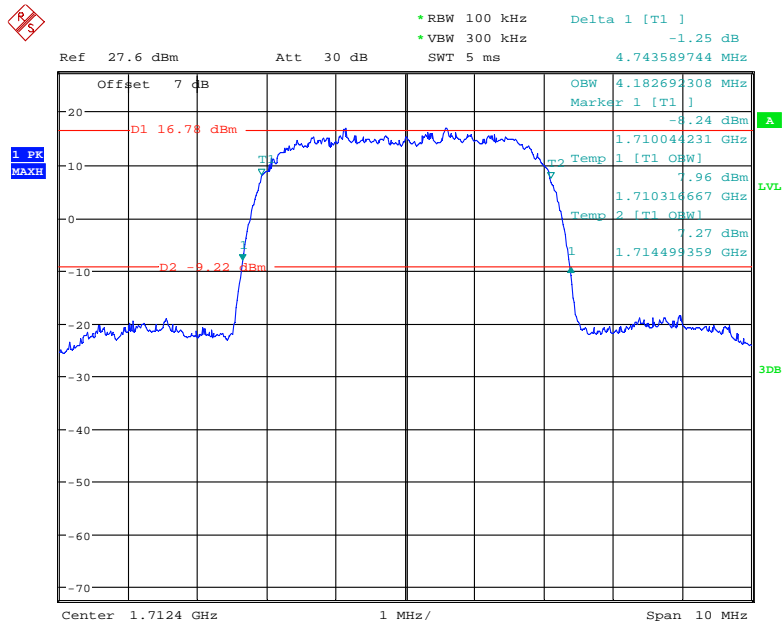
26 dB Emissions & 99% Occupied Bandwidth for HSDPA (16QAM) Mode, High channel



Date: 8.JUL.2021 14:45:02

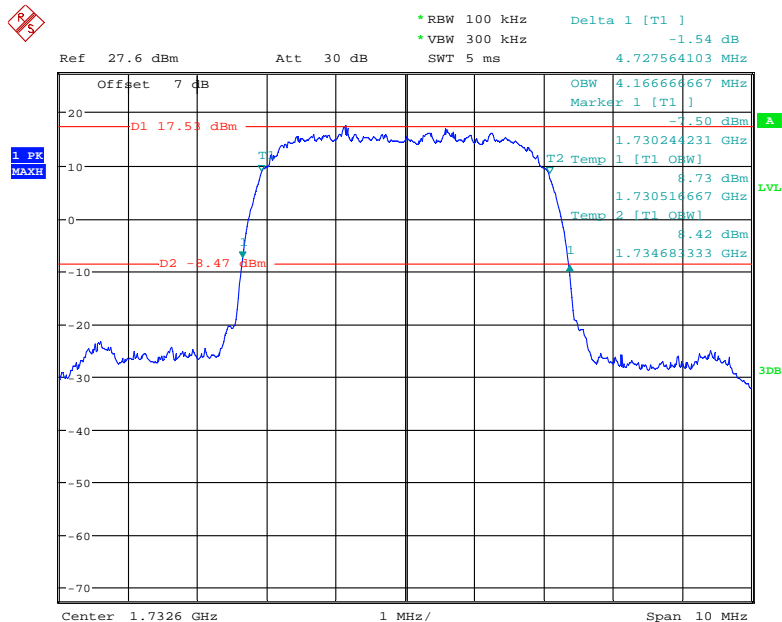
AWS Band (Part 27)

26 dB Emissions & 99% Occupied Bandwidth for RMC (BPSK) Mode, Low channel



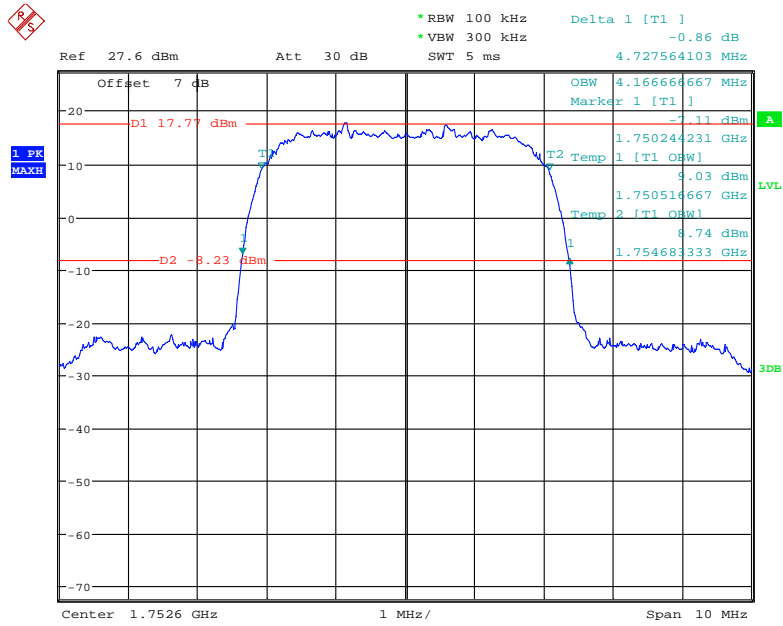
Date: 8.JUL.2021 15:32:55

26 dB Emissions & 99% Occupied Bandwidth for RMC (BPSK) Mode, Middle channel



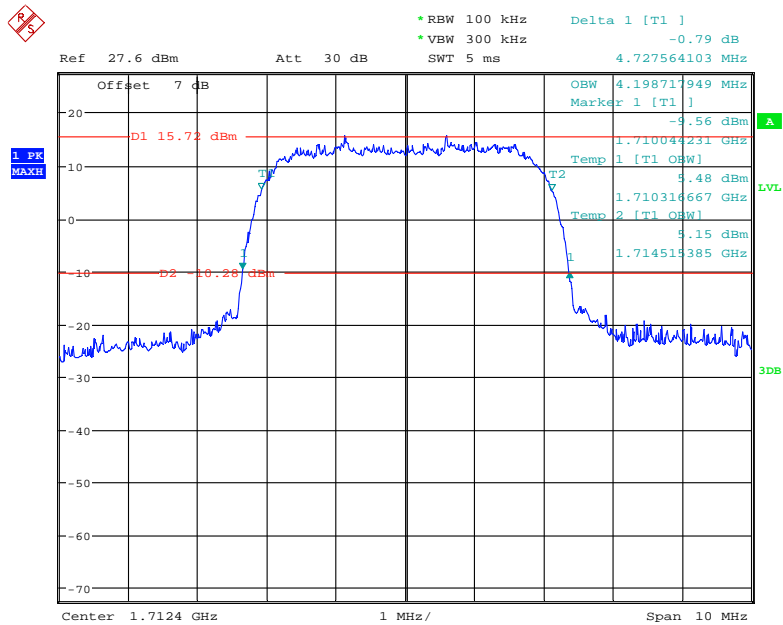
Date: 8.JUL.2021 15:30:37

26 dB Emissions & 99% Occupied Bandwidth for RMC (BPSK) Mode, High channel



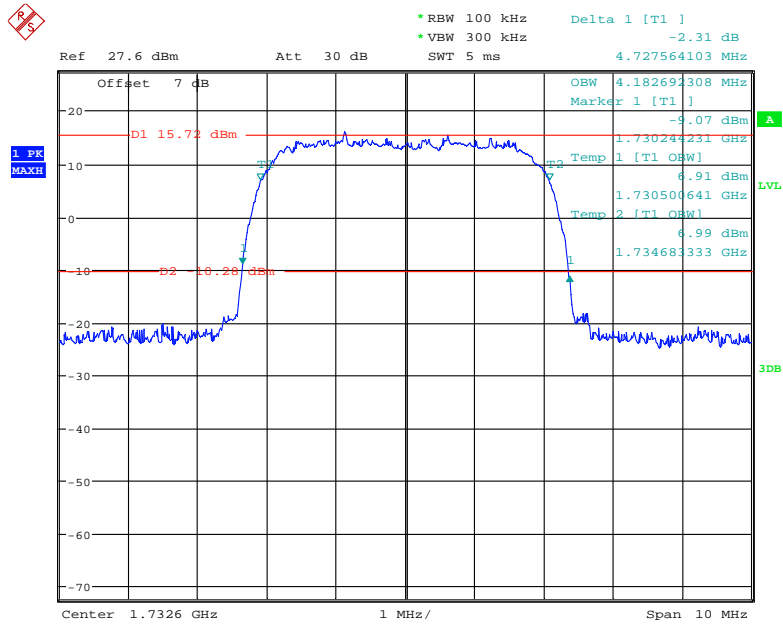
Date: 8.JUL.2021 15:28:06

26 dB Emissions & 99% Occupied Bandwidth for HSUPA (BPSK) Mode, Low channel



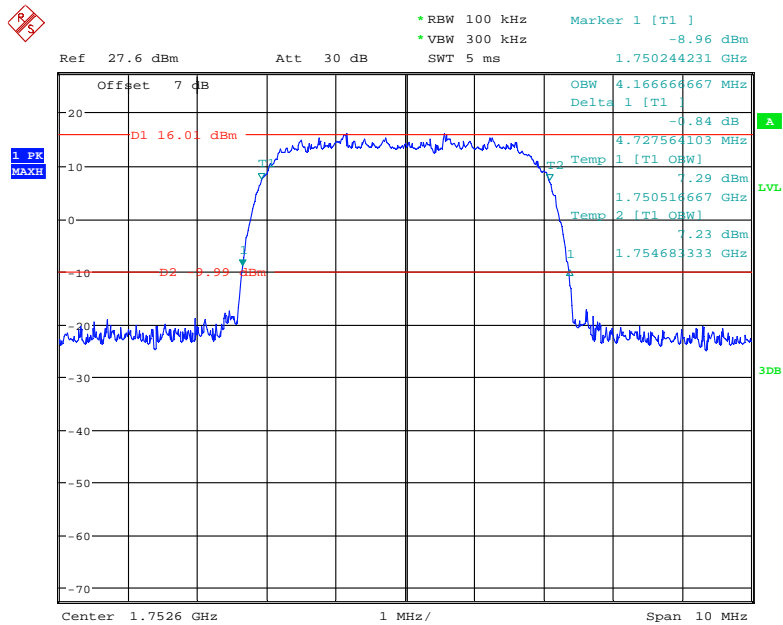
Date: 8.JUL.2021 15:47:54

26 dB Emissions & 99% Occupied Bandwidth for HSUPA (BPSK) Mode, Middle channel



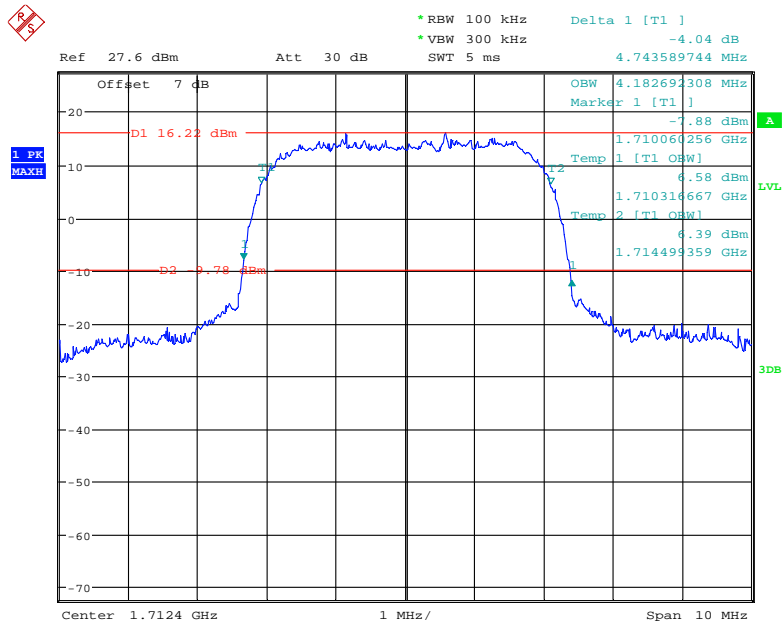
Date: 8.JUL.2021 15:46:09

26 dB Emissions & 99% Occupied Bandwidth for HSUPA (BPSK) Mode, High channel



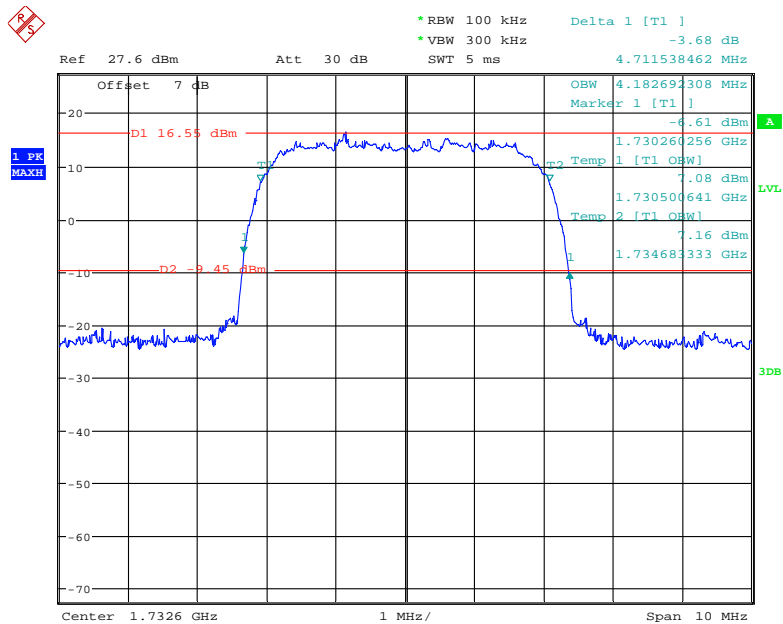
Date: 8.JUL.2021 15:43:49

26 dB Emissions & 99% Occupied Bandwidth for HSDPA (16QAM) Mode, Low channel



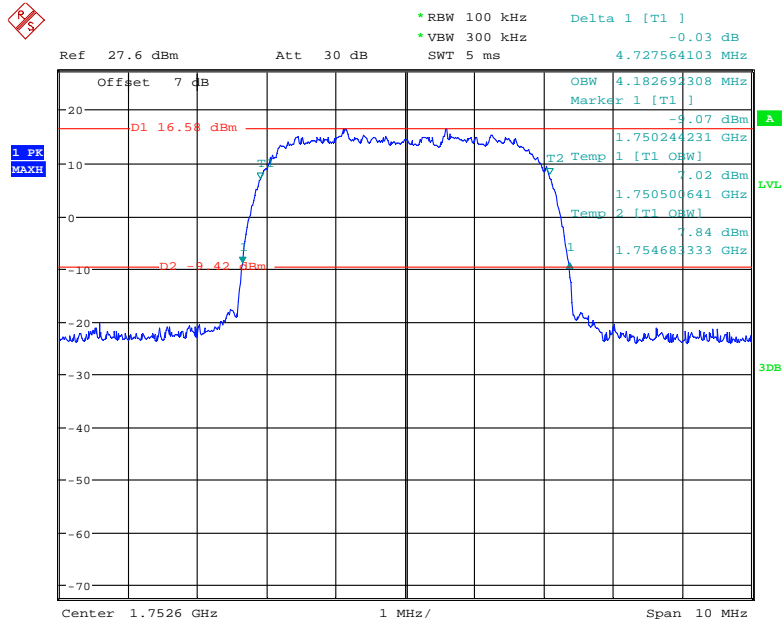
Date: 8.JUL.2021 15:36:45

26 dB Emissions & 99% Occupied Bandwidth for HSDPA (16QAM) Mode, Middle channel



Date: 8.JUL.2021 15:38:46

26 dB Emissions & 99% Occupied Bandwidth for HSDPA (16QAM) Mode, High channel



Date: 8.JUL.2021 15:41:32

LTE Band 2:

| Bandwidth (MHz) | Modulation | Channel | 99% Occupied Bandwidth (MHz) | 26 dB Emission Bandwidth (MHz) |
|-----------------|------------|---------|------------------------------|--------------------------------|
| 1.4 | QPSK | Low | 1.110 | 1.296 |
| | | Middle | 1.098 | 1.302 |
| | | High | 1.104 | 1.314 |
| | 16QAM | Low | 1.104 | 1.296 |
| | | Middle | 1.110 | 1.314 |
| | | High | 1.098 | 1.290 |
| 3 | QPSK | Low | 2.688 | 2.880 |
| | | Middle | 2.688 | 2.880 |
| | | High | 2.688 | 2.892 |
| | 16QAM | Low | 2.688 | 2.892 |
| | | Middle | 2.688 | 2.880 |
| | | High | 2.688 | 2.892 |
| 5 | QPSK | Low | 4.520 | 4.940 |
| | | Middle | 4.500 | 4.940 |
| | | High | 4.500 | 4.920 |
| | 16QAM | Low | 4.500 | 4.945 |
| | | Middle | 4.520 | 5.000 |
| | | High | 4.500 | 4.960 |
| 10 | QPSK | Low | 8.960 | 9.640 |
| | | Middle | 8.960 | 9.600 |
| | | High | 8.960 | 9.560 |
| | 16QAM | Low | 8.960 | 9.560 |
| | | Middle | 8.960 | 9.600 |
| | | High | 8.960 | 9.560 |
| 15 | QPSK | Low | 13.560 | 14.820 |
| | | Middle | 13.440 | 14.700 |
| | | High | 13.560 | 14.820 |
| | 16QAM | Low | 13.620 | 14.820 |
| | | Middle | 13.500 | 14.760 |
| | | High | 13.560 | 14.820 |
| 20 | QPSK | Low | 18.000 | 19.360 |
| | | Middle | 17.920 | 19.360 |
| | | High | 18.000 | 19.600 |
| | 16QAM | Low | 18.000 | 19.360 |
| | | Middle | 18.000 | 19.440 |
| | | High | 18.000 | 19.440 |

LTE Band 4:

| Bandwidth (MHz) | Modulation | Channel | 99% Occupied Bandwidth (MHz) | 26 dB Emission Bandwidth (MHz) |
|-----------------|------------|---------|------------------------------|--------------------------------|
| 1.4 | QPSK | Low | 1.098 | 1.344 |
| | | Middle | 1.104 | 1.314 |
| | | High | 1.110 | 1.314 |
| | 16QAM | Low | 1.110 | 1.314 |
| | | Middle | 1.098 | 1.290 |
| | | High | 1.104 | 1.290 |
| 3 | QPSK | Low | 2.688 | 2.868 |
| | | Middle | 2.688 | 2.880 |
| | | High | 2.688 | 2.892 |
| | 16QAM | Low | 2.688 | 2.892 |
| | | Middle | 2.688 | 2.880 |
| | | High | 2.688 | 2.880 |
| 5 | QPSK | Low | 4.520 | 4.940 |
| | | Middle | 4.520 | 4.960 |
| | | High | 4.500 | 4.920 |
| | 16QAM | Low | 4.500 | 4.920 |
| | | Middle | 4.520 | 4.960 |
| | | High | 4.540 | 5.000 |
| 10 | QPSK | Low | 8.960 | 9.640 |
| | | Middle | 9.000 | 9.560 |
| | | High | 8.960 | 9.560 |
| | 16QAM | Low | 8.960 | 9.560 |
| | | Middle | 8.960 | 9.640 |
| | | High | 8.960 | 9.560 |
| 15 | QPSK | Low | 13.560 | 14.700 |
| | | Middle | 13.500 | 14.760 |
| | | High | 13.500 | 14.820 |
| | 16QAM | Low | 13.560 | 14.760 |
| | | Middle | 13.560 | 14.820 |
| | | High | 13.500 | 14.820 |
| 20 | QPSK | Low | 17.920 | 19.200 |
| | | Middle | 18.000 | 19.440 |
| | | High | 18.000 | 19.360 |
| | 16QAM | Low | 18.000 | 19.280 |
| | | Middle | 18.000 | 19.440 |
| | | High | 17.920 | 19.280 |

LTE Band 5:

| Bandwidth (MHz) | Modulation | Channel | 99% Occupied Bandwidth (MHz) | 26 dB Emission Bandwidth (MHz) |
|-----------------|------------|---------|------------------------------|--------------------------------|
| 1.4 | QPSK | Low | 1.098 | 1.308 |
| | | Middle | 1.104 | 1.314 |
| | | High | 1.104 | 1.302 |
| | 16QAM | Low | 1.104 | 1.320 |
| | | Middle | 1.092 | 1.284 |
| | | High | 1.104 | 1.296 |
| 3 | QPSK | Low | 2.688 | 2.868 |
| | | Middle | 2.688 | 2.868 |
| | | High | 2.688 | 2.892 |
| | 16QAM | Low | 2.688 | 2.904 |
| | | Middle | 2.688 | 2.856 |
| | | High | 2.676 | 2.880 |
| 5 | QPSK | Low | 4.520 | 4.920 |
| | | Middle | 4.520 | 4.920 |
| | | High | 4.500 | 4.920 |
| | 16QAM | Low | 4.500 | 4.900 |
| | | Middle | 4.500 | 4.920 |
| | | High | 4.520 | 4.960 |
| 10 | QPSK | Low | 8.960 | 9.600 |
| | | Middle | 8.960 | 9.480 |
| | | High | 8.920 | 9.560 |
| | 16QAM | Low | 8.960 | 9.560 |
| | | Middle | 8.960 | 9.640 |
| | | High | 9.000 | 9.520 |

LTE Band 7:

| Bandwidth (MHz) | Modulation | Channel | 99% Occupied Bandwidth (MHz) | 26 dB Emission Bandwidth (MHz) |
|-----------------|------------|---------|------------------------------|--------------------------------|
| 5 | QPSK | Low | 4.520 | 4.960 |
| | | Middle | 4.520 | 4.960 |
| | | High | 4.520 | 4.920 |
| | 16QAM | Low | 4.500 | 4.920 |
| | | Middle | 4.540 | 4.940 |
| | | High | 4.520 | 4.940 |
| 10 | QPSK | Low | 9.000 | 9.640 |
| | | Middle | 8.960 | 9.600 |
| | | High | 8.960 | 9.600 |
| | 16QAM | Low | 8.960 | 9.560 |
| | | Middle | 8.960 | 9.640 |
| | | High | 8.920 | 9.560 |
| 15 | QPSK | Low | 13.500 | 14.880 |
| | | Middle | 13.500 | 14.820 |
| | | High | 13.500 | 14.760 |
| | 16QAM | Low | 13.500 | 14.700 |
| | | Middle | 13.500 | 14.700 |
| | | High | 13.500 | 14.700 |
| 20 | QPSK | Low | 17.920 | 19.200 |
| | | Middle | 18.000 | 19.440 |
| | | High | 18.000 | 19.360 |
| | 16QAM | Low | 17.920 | 19.360 |
| | | Middle | 17.920 | 19.440 |
| | | High | 17.920 | 19.280 |

LTE Band 12

| Bandwidth (MHz) | Modulation | Channel | 99% Occupied Bandwidth (MHz) | 26 dB Emission Bandwidth (MHz) |
|-----------------|------------|---------|------------------------------|--------------------------------|
| 1.4 | QPSK | Low | 1.098 | 1.296 |
| | | Middle | 1.104 | 1.314 |
| | | High | 1.098 | 1.302 |
| | 16QAM | Low | 1.110 | 1.314 |
| | | Middle | 1.098 | 1.290 |
| | | High | 1.098 | 1.302 |
| 3 | QPSK | Low | 2.676 | 2.880 |
| | | Middle | 2.688 | 2.892 |
| | | High | 2.688 | 2.892 |
| | 16QAM | Low | 2.676 | 2.904 |
| | | Middle | 2.688 | 2.868 |
| | | High | 2.676 | 2.868 |
| 5 | QPSK | Low | 4.540 | 5.140 |
| | | Middle | 4.520 | 5.100 |
| | | High | 4.520 | 5.100 |
| | 16QAM | Low | 4.540 | 5.200 |
| | | Middle | 4.520 | 5.160 |
| | | High | 4.520 | 5.200 |
| 10 | QPSK | Low | 8.960 | 9.960 |
| | | Middle | 8.960 | 9.760 |
| | | High | 8.960 | 9.840 |
| | 16QAM | Low | 8.960 | 9.800 |
| | | Middle | 8.960 | 9.880 |
| | | High | 9.000 | 9.920 |

LTE Band 13

| Bandwidth (MHz) | Modulation | Channel | 99% Occupied Bandwidth (MHz) | 26 dB Emission Bandwidth (MHz) |
|-----------------|------------|---------|------------------------------|--------------------------------|
| 5 | QPSK | Low | 4.540 | 5.140 |
| | | Middle | 4.540 | 5.140 |
| | | High | 4.520 | 5.160 |
| | 16QAM | Low | 4.540 | 5.180 |
| | | Middle | 4.540 | 5.200 |
| | | High | 4.540 | 5.200 |
| 10 | QPSK | Middle | 9.000 | 9.840 |
| | 16QAM | Middle | 9.000 | 9.720 |

LTE Band 14

| Bandwidth (MHz) | Modulation | Channel | 99% Occupied Bandwidth (MHz) | 26 dB Emission Bandwidth (MHz) |
|-----------------|------------|---------|------------------------------|--------------------------------|
| 5 | QPSK | Low | 4.540 | 5.180 |
| | | Middle | 4.520 | 5.180 |
| | | High | 4.520 | 5.240 |
| | 16QAM | Low | 4.520 | 5.140 |
| | | Middle | 4.540 | 5.160 |
| | | High | 4.520 | 5.260 |
| 10 | QPSK | Middle | 8.960 | 9.960 |
| | 16QAM | Middle | 8.960 | 9.800 |

LTE Band 25

| Bandwidth (MHz) | Modulation | Channel | 99% Occupied Bandwidth (MHz) | 26 dB Emission Bandwidth (MHz) |
|-----------------|------------|---------|------------------------------|--------------------------------|
| 1.4 | QPSK | Low | 1.098 | 1.314 |
| | | Middle | 1.104 | 1.314 |
| | | High | 1.110 | 1.314 |
| | 16QAM | Low | 1.110 | 1.314 |
| | | Middle | 1.092 | 1.290 |
| | | High | 1.104 | 1.314 |
| 3 | QPSK | Low | 2.688 | 2.880 |
| | | Middle | 2.676 | 2.880 |
| | | High | 2.688 | 2.892 |
| | 16QAM | Low | 2.688 | 2.892 |
| | | Middle | 2.688 | 2.880 |
| | | High | 2.688 | 2.880 |
| 5 | QPSK | Low | 4.520 | 5.160 |
| | | Middle | 4.520 | 5.200 |
| | | High | 4.520 | 5.160 |
| | 16QAM | Low | 4.520 | 5.140 |
| | | Middle | 4.540 | 5.140 |
| | | High | 4.540 | 5.180 |
| 10 | QPSK | Low | 9.000 | 9.920 |
| | | Middle | 8.960 | 9.800 |
| | | High | 8.960 | 9.720 |
| | 16QAM | Low | 8.960 | 9.840 |
| | | Middle | 9.000 | 9.880 |
| | | High | 8.960 | 9.760 |
| 15 | QPSK | Low | 13.620 | 15.060 |
| | | Middle | 13.560 | 15.060 |
| | | High | 13.500 | 15.120 |
| | 16QAM | Low | 13.620 | 15.120 |
| | | Middle | 13.560 | 15.120 |
| | | High | 13.500 | 15.060 |
| 20 | QPSK | Low | 18.000 | 19.840 |
| | | Middle | 17.920 | 19.680 |
| | | High | 17.920 | 20.320 |
| | 16QAM | Low | 18.000 | 19.600 |
| | | Middle | 17.920 | 19.760 |
| | | High | 17.920 | 19.680 |

LTE Band 26:

| Bandwidth (MHz) | Modulation | Channel | 99% Occupied Bandwidth (MHz) | 26 dB Emission Bandwidth (MHz) |
|-----------------|------------|---------|------------------------------|--------------------------------|
| 1.4 | QPSK | Low | 1.098 | 1.302 |
| | | Middle | 1.104 | 1.326 |
| | | High | 1.110 | 1.302 |
| | 16QAM | Low | 1.104 | 1.308 |
| | | Middle | 1.098 | 1.284 |
| | | High | 1.098 | 1.296 |
| 3 | QPSK | Low | 2.688 | 2.856 |
| | | Middle | 2.688 | 2.880 |
| | | High | 2.688 | 2.892 |
| | 16QAM | Low | 2.688 | 2.892 |
| | | Middle | 2.688 | 2.880 |
| | | High | 2.688 | 2.880 |
| 5 | QPSK | Low | 4.520 | 4.960 |
| | | Middle | 4.520 | 4.940 |
| | | High | 4.500 | 4.920 |
| | 16QAM | Low | 4.500 | 4.920 |
| | | Middle | 4.500 | 4.940 |
| | | High | 4.520 | 4.960 |
| 10 | QPSK | Low | 8.960 | 9.640 |
| | | Middle | 8.960 | 9.560 |
| | | High | 8.960 | 9.520 |
| | 16QAM | Low | 8.960 | 9.520 |
| | | Middle | 8.960 | 9.520 |
| | | High | 8.920 | 9.560 |
| 15 | QPSK | Low | 13.500 | 14.880 |
| | | Middle | 13.500 | 14.820 |
| | | High | 13.440 | 14.760 |
| | 16QAM | Low | 13.500 | 14.700 |
| | | Middle | 13.500 | 14.760 |
| | | High | 13.560 | 14.760 |

LTE Band 30

| Bandwidth (MHz) | Modulation | Channel | 99% Occupied Bandwidth (MHz) | 26 dB Emission Bandwidth (MHz) |
|-----------------|------------|---------|------------------------------|--------------------------------|
| 5 | QPSK | Low | 4.500 | 4.955 |
| | | Middle | 4.520 | 4.955 |
| | | High | 4.520 | 4.939 |
| | 16QAM | Low | 4.500 | 4.939 |
| | | Middle | 4.500 | 4.907 |
| | | High | 4.520 | 4.939 |
| 10 | QPSK | Middle | 8.960 | 9.680 |
| | 16QAM | Middle | 8.960 | 9.560 |

LTE Band 41

| Bandwidth (MHz) | Modulation | Channel | 99% Occupied Bandwidth (MHz) | 26 dB Emission Bandwidth (MHz) |
|-----------------|------------|---------|------------------------------|--------------------------------|
| 5 | QPSK | Low | 4.500 | 5.000 |
| | | Middle | 4.520 | 5.020 |
| | | High | 4.520 | 4.880 |
| | 16QAM | Low | 4.500 | 4.940 |
| | | Middle | 4.520 | 5.240 |
| | | High | 4.520 | 5.080 |
| 10 | QPSK | Low | 8.960 | 10.080 |
| | | Middle | 8.960 | 9.720 |
| | | High | 8.960 | 9.880 |
| | 16QAM | Low | 8.960 | 9.680 |
| | | Middle | 8.960 | 9.440 |
| | | High | 8.960 | 9.680 |
| 15 | QPSK | Low | 13.500 | 15.712 |
| | | Middle | 13.500 | 15.780 |
| | | High | 13.560 | 14.940 |
| | 16QAM | Low | 13.560 | 16.865 |
| | | Middle | 13.620 | 17.067 |
| | | High | 13.620 | 16.000 |
| 20 | QPSK | Low | 18.000 | 19.280 |
| | | Middle | 18.000 | 19.200 |
| | | High | 18.080 | 19.520 |
| | 16QAM | Low | 17.920 | 19.360 |
| | | Middle | 18.000 | 20.400 |
| | | High | 18.000 | 19.200 |

LTE Band 66

| Bandwidth (MHz) | Modulation | Channel | 99% Occupied Bandwidth (MHz) | 26 dB Emission Bandwidth (MHz) |
|-----------------|------------|---------|------------------------------|--------------------------------|
| 1.4 | QPSK | Low | 1.104 | 1.322 |
| | | Middle | 1.098 | 1.296 |
| | | High | 1.104 | 1.326 |
| | 16QAM | Low | 1.104 | 1.290 |
| | | Middle | 1.110 | 1.314 |
| | | High | 1.098 | 1.290 |
| 3 | QPSK | Low | 2.700 | 2.868 |
| | | Middle | 2.688 | 2.880 |
| | | High | 2.688 | 2.904 |
| | 16QAM | Low | 2.688 | 2.892 |
| | | Middle | 2.688 | 2.868 |
| | | High | 2.688 | 2.880 |
| 5 | QPSK | Low | 4.540 | 5.220 |
| | | Middle | 4.520 | 5.160 |
| | | High | 4.520 | 5.180 |
| | 16QAM | Low | 4.540 | 5.120 |
| | | Middle | 4.540 | 5.220 |
| | | High | 4.540 | 5.240 |
| 10 | QPSK | Low | 9.000 | 10.080 |
| | | Middle | 8.960 | 9.840 |
| | | High | 8.960 | 9.920 |
| | 16QAM | Low | 8.960 | 9.680 |
| | | Middle | 8.960 | 9.920 |
| | | High | 8.960 | 9.880 |
| 15 | QPSK | Low | 13.560 | 15.060 |
| | | Middle | 13.500 | 15.180 |
| | | High | 13.620 | 15.180 |
| | 16QAM | Low | 13.560 | 15.180 |
| | | Middle | 13.560 | 15.180 |
| | | High | 13.620 | 15.180 |
| 20 | QPSK | Low | 17.920 | 19.600 |
| | | Middle | 18.000 | 19.680 |
| | | High | 18.000 | 19.840 |
| | 16QAM | Low | 18.000 | 19.680 |
| | | Middle | 18.000 | 19.760 |
| | | High | 18.080 | 19.680 |

LTE Band 71

| Bandwidth (MHz) | Modulation | Channel | 99% Occupied Bandwidth (MHz) | 26 dB Emission Bandwidth (MHz) |
|-----------------|------------|---------|------------------------------|--------------------------------|
| 5 | QPSK | Low | 4.52 | 5.20 |
| | | Middle | 4.52 | 5.14 |
| | | High | 4.54 | 5.22 |
| | 16QAM | Low | 4.55 | 5.15 |
| | | Middle | 4.55 | 5.21 |
| | | High | 4.52 | 5.12 |
| 10 | QPSK | Low | 9.03 | 10.17 |
| | | Middle | 8.97 | 9.84 |
| | | High | 8.94 | 9.81 |
| | 16QAM | Low | 9.03 | 10.03 |
| | | Middle | 8.94 | 9.74 |
| | | High | 8.94 | 9.75 |
| 15 | QPSK | Low | 13.51 | 14.81 |
| | | Middle | 13.41 | 14.29 |
| | | High | 13.41 | 14.44 |
| | 16QAM | Low | 13.51 | 14.52 |
| | | Middle | 13.37 | 14.29 |
| | | High | 13.41 | 14.39 |
| 20 | QPSK | Low | 17.88 | 18.85 |
| | | Middle | 18.01 | 19.17 |
| | | High | 17.95 | 19.49 |
| | 16QAM | Low | 17.88 | 18.98 |
| | | Middle | 17.88 | 18.98 |
| | | High | 18.01 | 19.24 |

The test plots of LTE band please refer to the Appendix A.

FCC §2.1051, §22.917(a), §24.238(a), §27.53, §90.691, §90.543(e) - SPURIOUS EMISSIONS AT ANTENNA TERMINALS

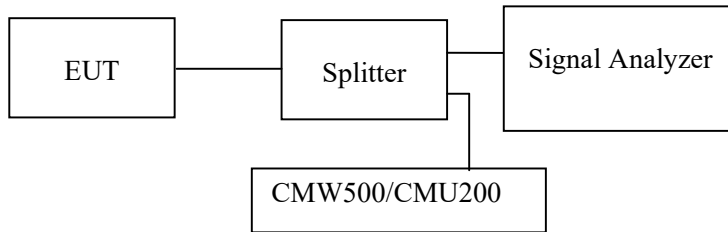
Applicable Standard

FCC §2.1051, §22.917(a) and §24.238(a) and §27.53.

The spectrum was to be investigated to the tenth harmonics of the highest fundamental frequency as specified in § 2.1051.

Test Procedure

The RF output of the transceiver was connected to a spectrum analyzer and simulator through appropriate attenuation. The resolution bandwidth of the spectrum analyzer was set at 1MHz. Sufficient scans were taken to show any out of band emissions up to 10th harmonic.



Test Data

Environmental Conditions

| | |
|---------------------------|-----------------|
| Temperature: | 28~29.4 °C |
| Relative Humidity: | 52~60 % |
| ATM Pressure: | 101.0 ~102.0kPa |

The testing was performed by Pedro Yun from 2021-07-05 to 2021-09-03.

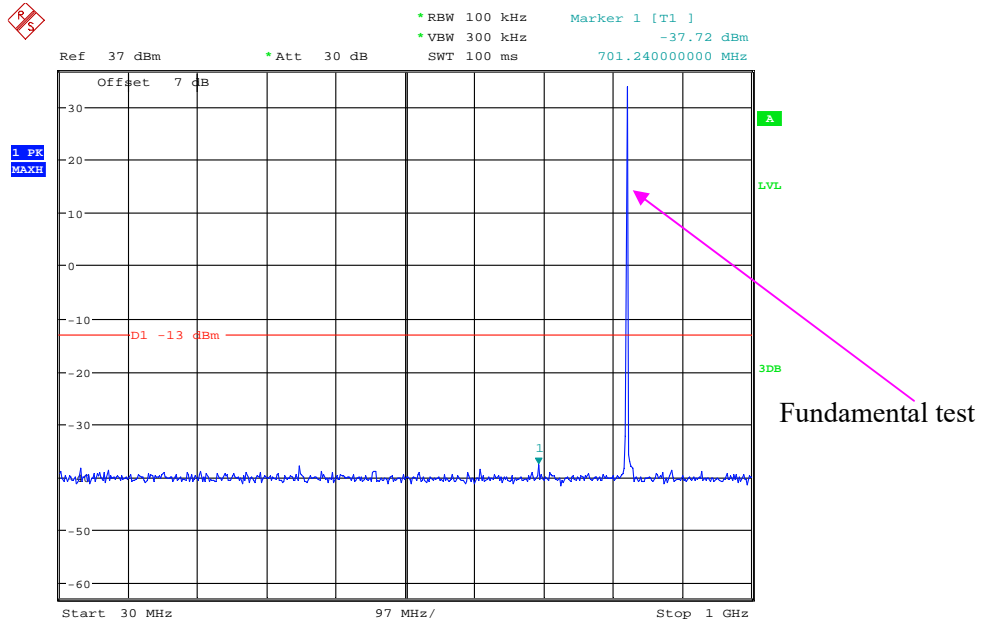
EUT operation mode: Transmitting

Test result: Pass

Please refer to the following plots.

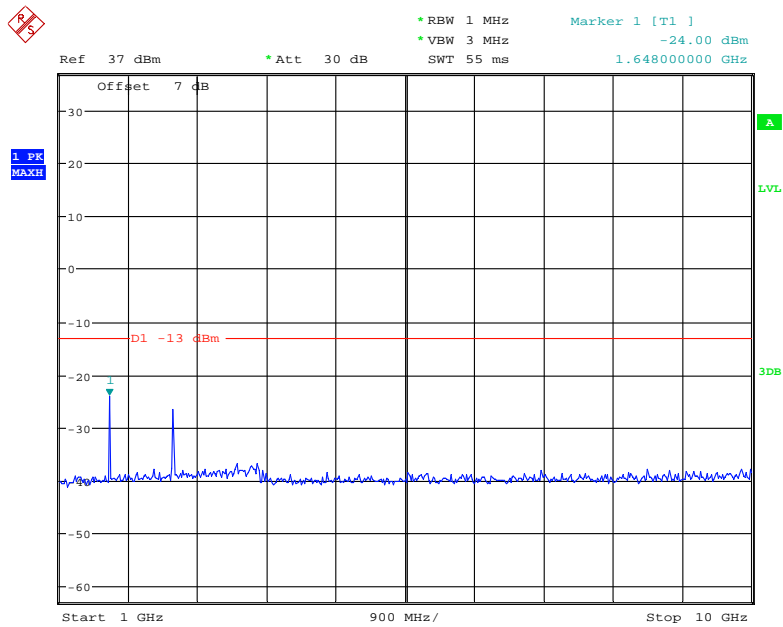
**Cellular Band (Part 22H)
Low Channel:**

30 MHz – 1 GHz (GPRS Mode)



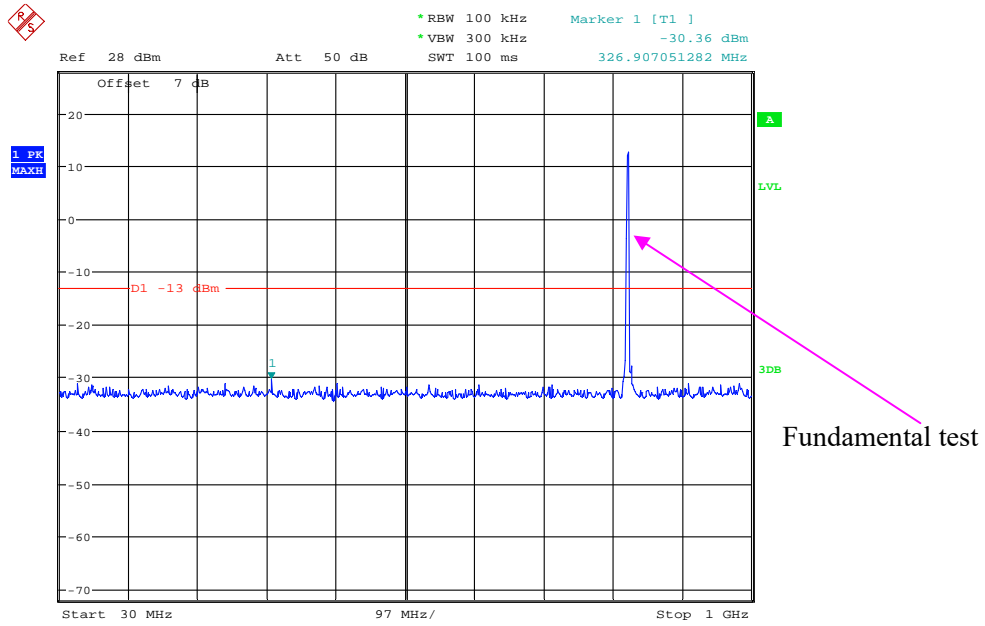
Date: 22.AUG.2021 19:52:08

1 GHz – 10 GHz (GPRS Mode)



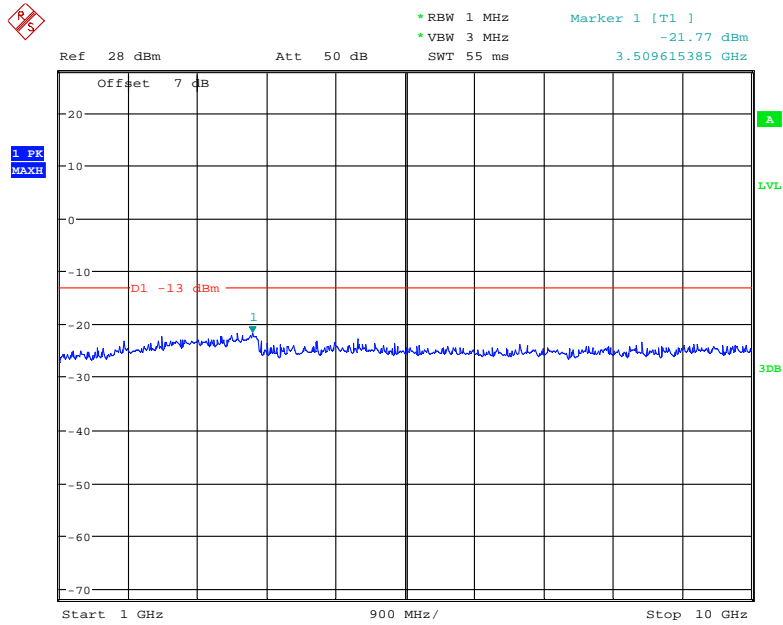
Date: 22.AUG.2021 19:54:58

30 MHz – 1 GHz (WCDMA Mode)



Date: 8.JUL.2021 13:30:56

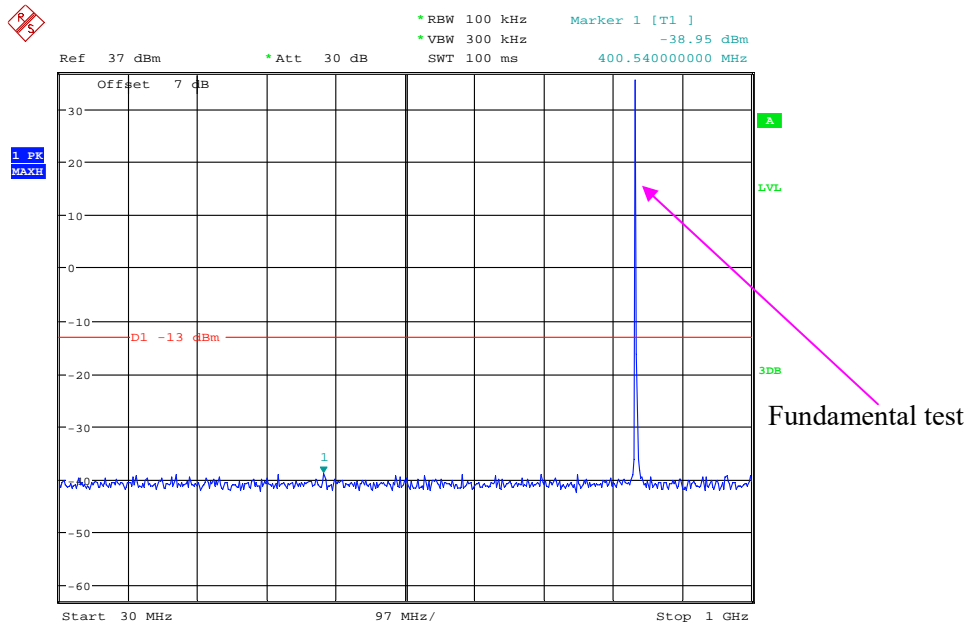
1 GHz – 20 GHz (WCDMA Mode)



Date: 8.JUL.2021 13:32:17

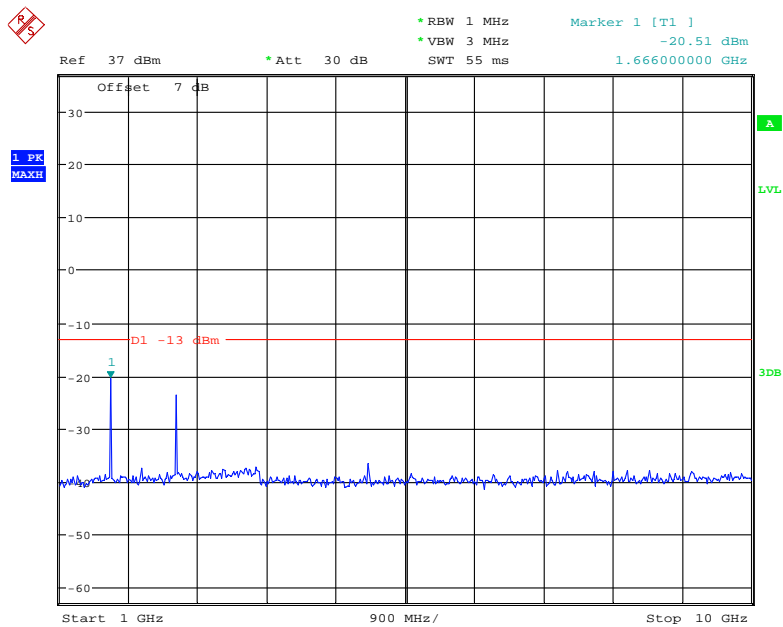
Middle Channel:

30 MHz – 1 GHz (GPRS Mode)



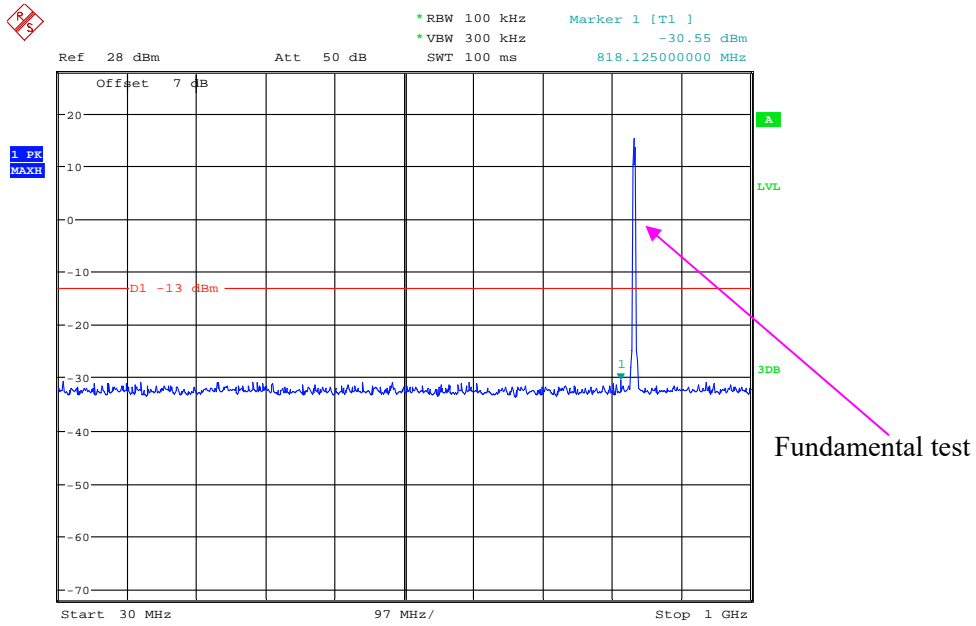
Date: 22.AUG.2021 19:53:36

1 GHz – 10 GHz (GPRS Mode)



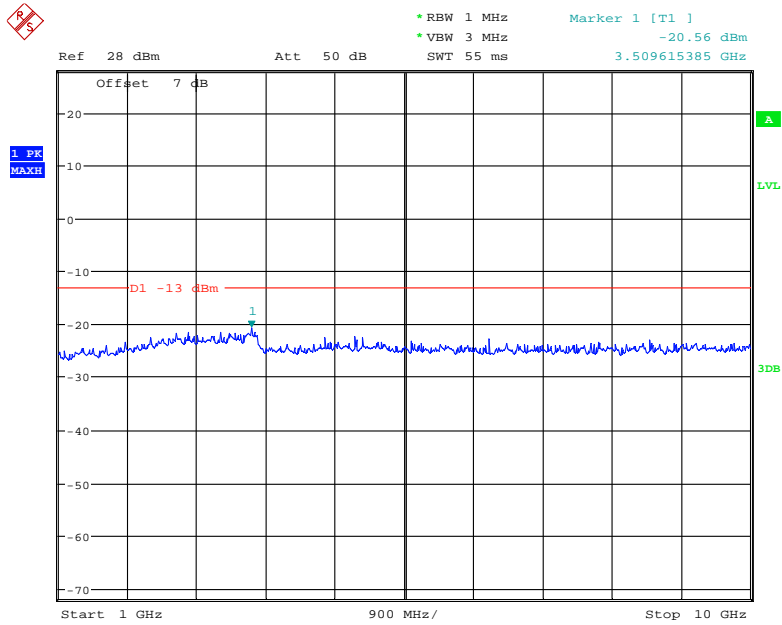
Date: 22.AUG.2021 19:54:41

30 MHz – 1 GHz (WCDMA Mode)



Date: 8.JUL.2021 13:30:18

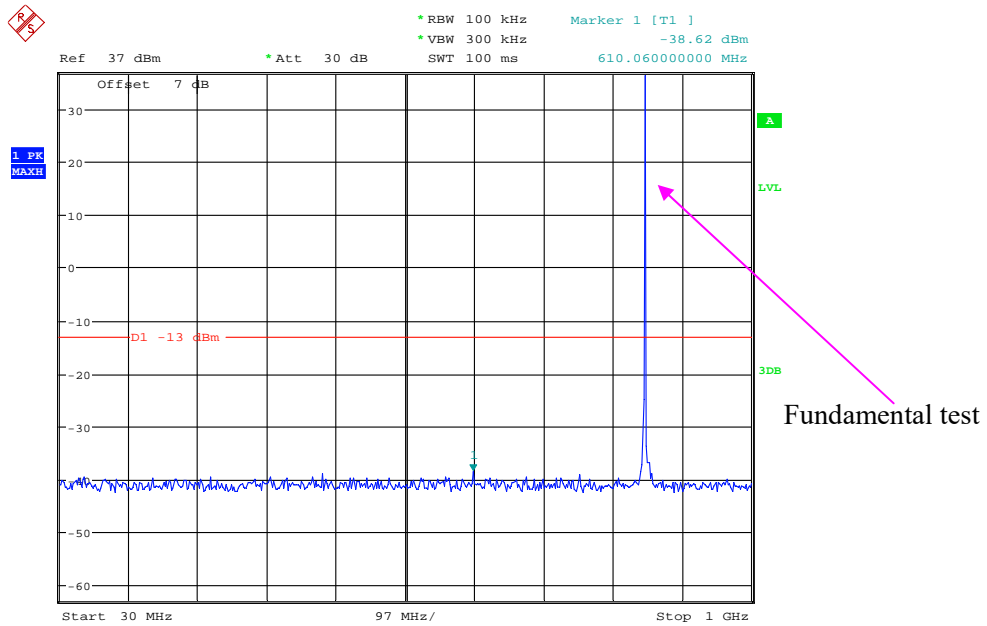
1 GHz – 20 GHz (WCDMA Mode)



Date: 8.JUL.2021 13:33:16

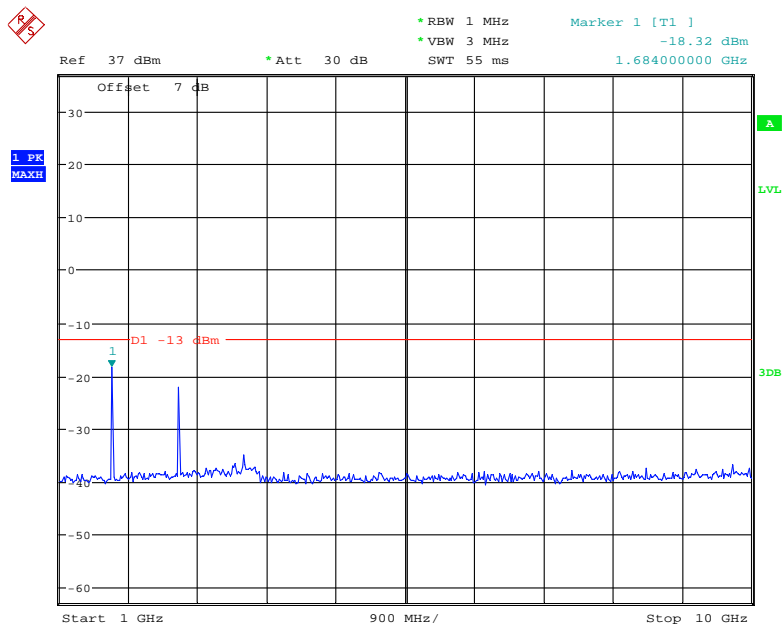
High Channel:

30 MHz – 1 GHz (GPRS Mode)



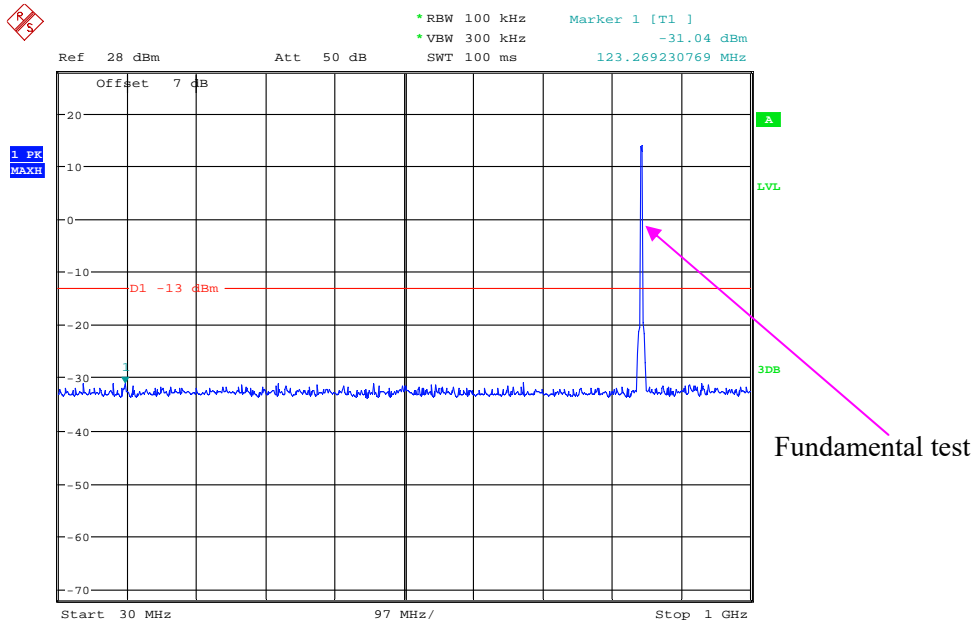
Date: 22.AUG.2021 19:53:55

1 GHz – 10 GHz (GPRS Mode)



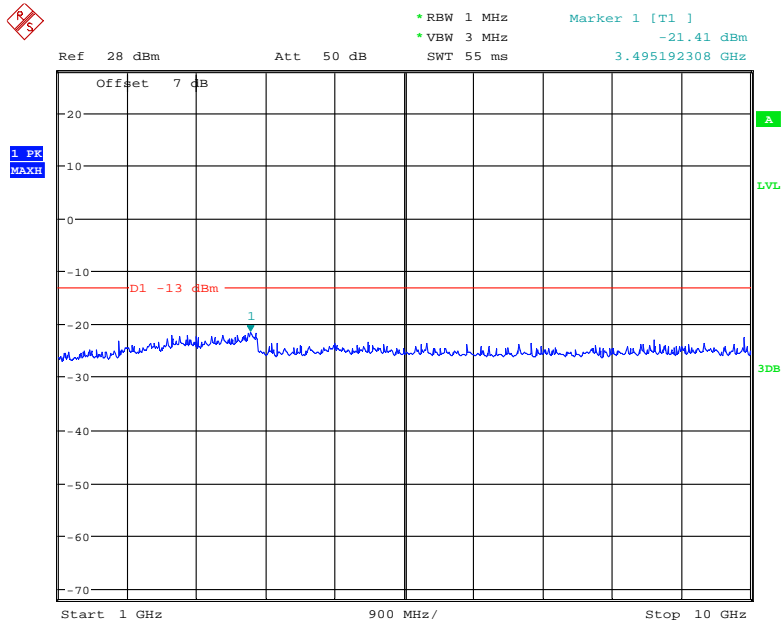
Date: 22.AUG.2021 19:54:21

30 MHz – 1 GHz (WCDMA Mode)



Date: 8.JUL.2021 13:29:01

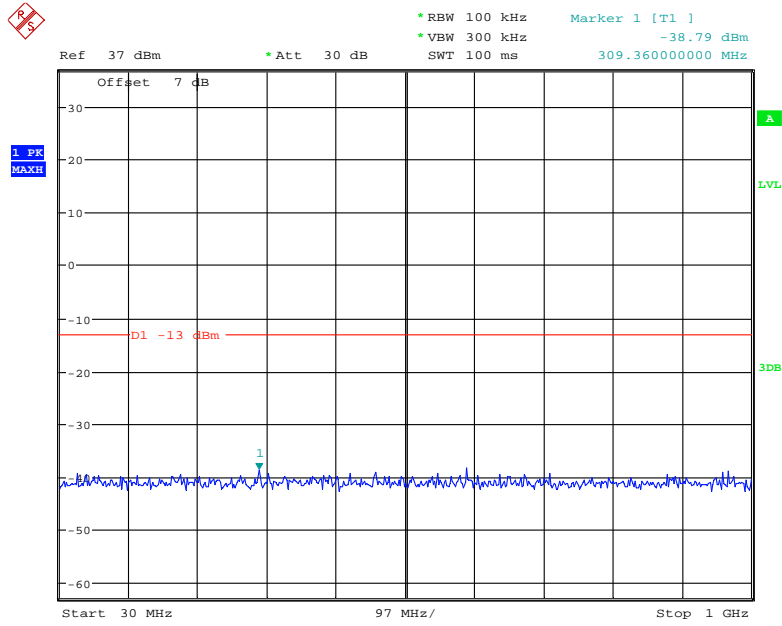
1 GHz – 20 GHz (WCDMA Mode)



Date: 8.JUL.2021 13:33:59

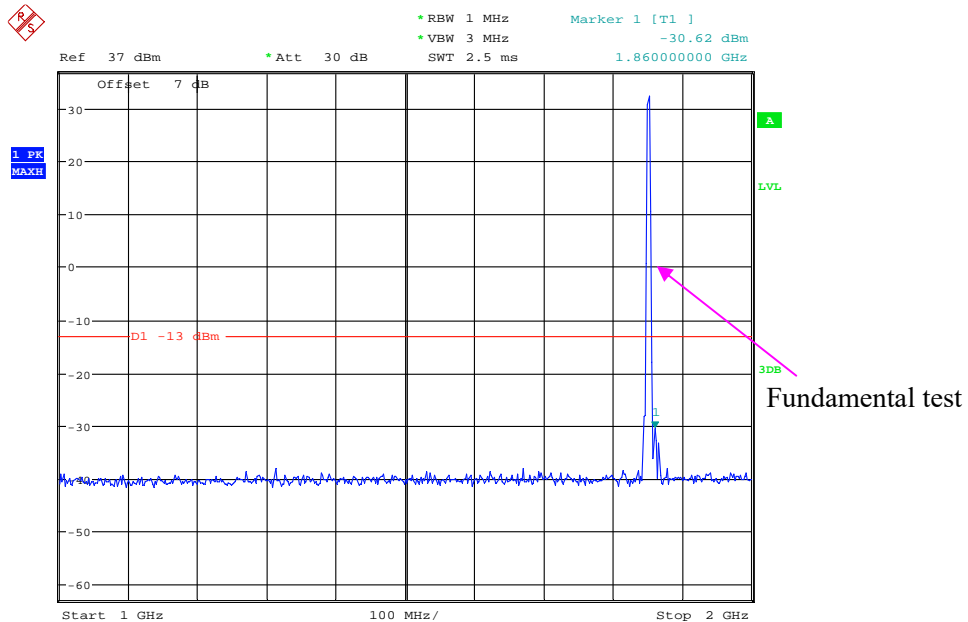
PCS Band (Part 24E) Low Channel:

30 MHz – 1 GHz (GPRS Mode)



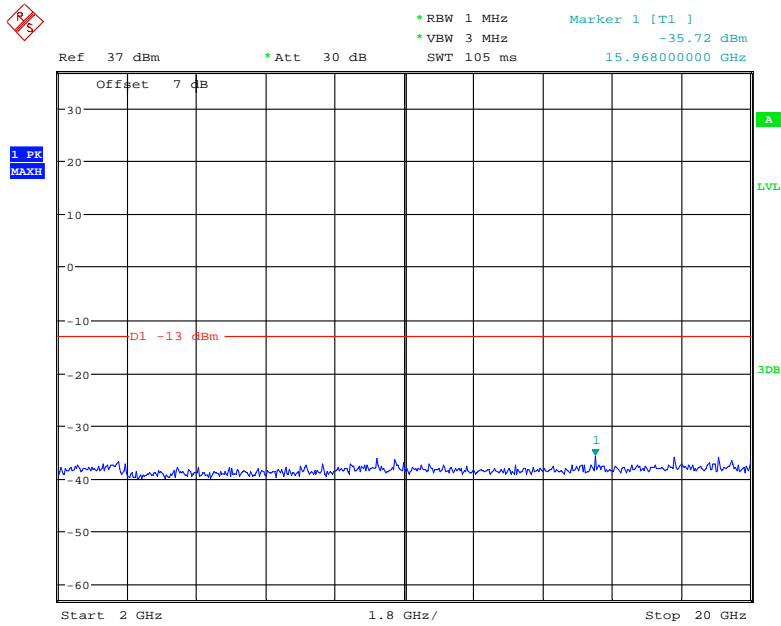
Date: 22.AUG.2021 20:00:10

1 GHz – 2 GHz (GPRS Mode)



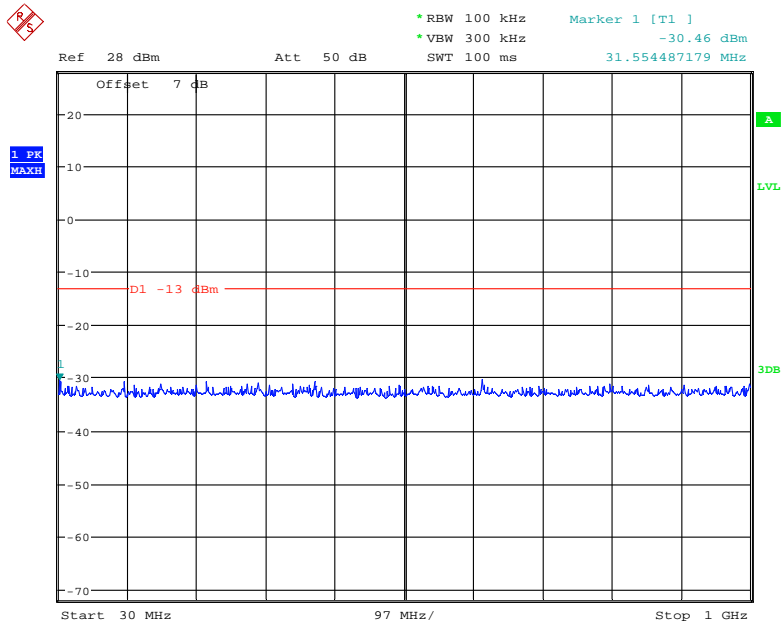
Date: 22.AUG.2021 19:57:54

2 GHz – 20 GHz (GPRS Mode)



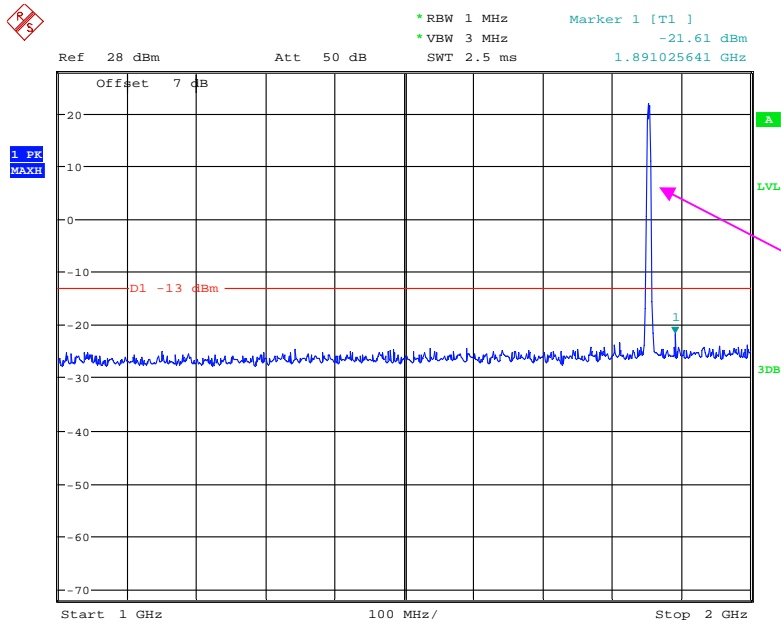
Date: 22.AUG.2021 19:59:47

30 MHz – 1 GHz (WCDMA Mode)



Date: 8.JUL.2021 13:26:44

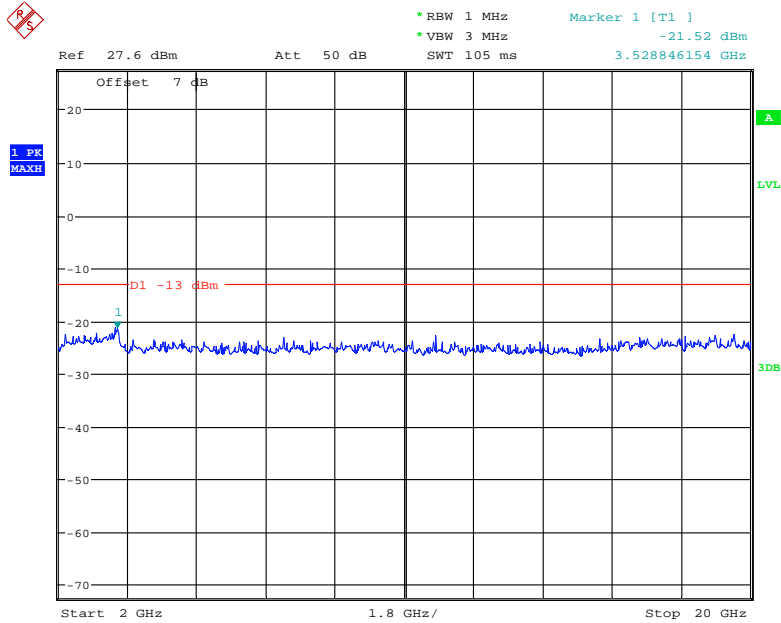
1 GHz – 2 GHz (WCDMA Mode)



Fundamental test

Date: 8.JUL.2021 13:37:28

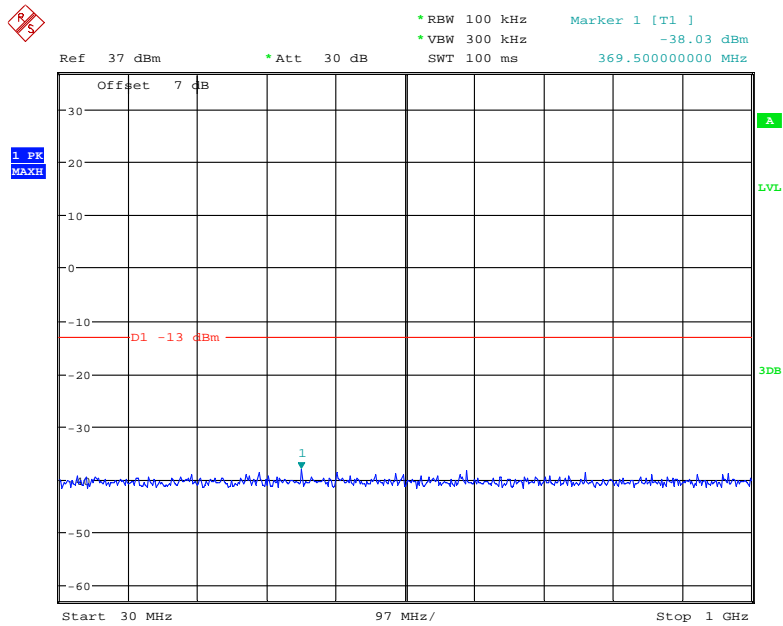
2 GHz – 20 GHz (WCDMA Mode)



Date: 8.JUL.2021 13:41:57

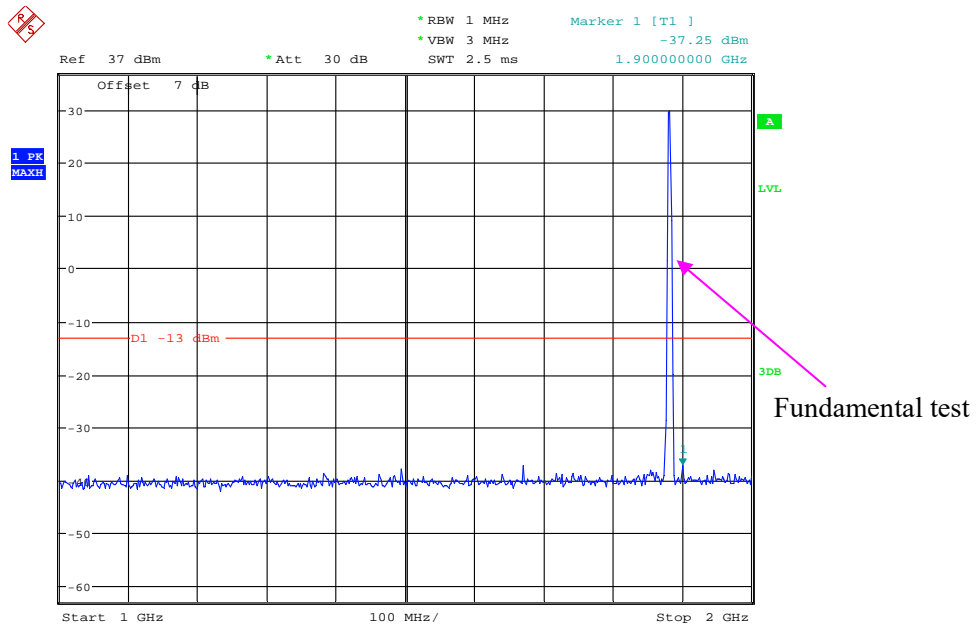
Middle Channel:

30 MHz – 1 GHz (GPRS Mode)



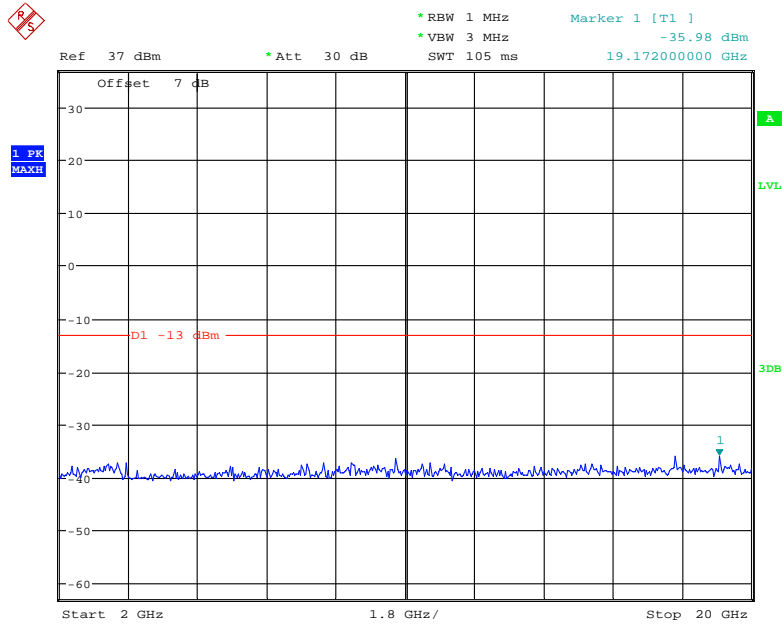
Date: 22.AUG.2021 20:00:22

1 GHz – 2 GHz (GPRS Mode)



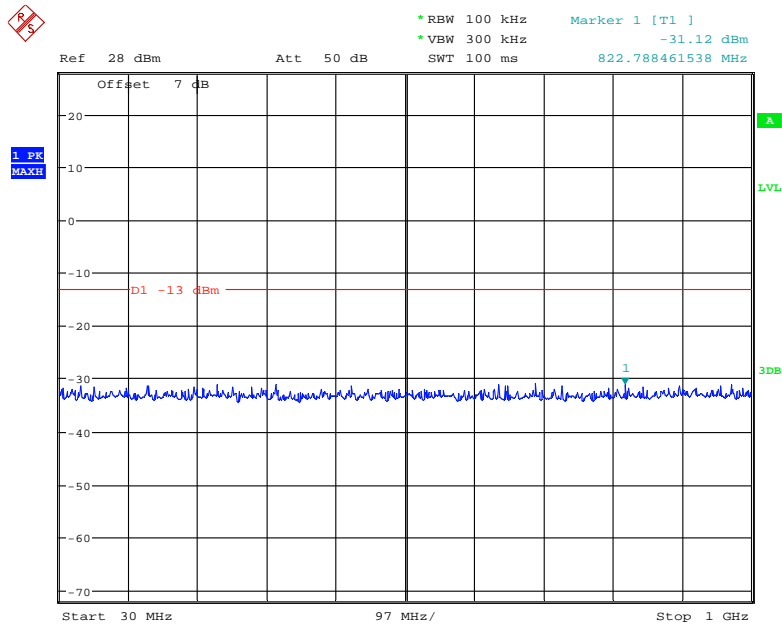
Date: 22.AUG.2021 19:58:18

2 GHz – 20 GHz (GPRS Mode)



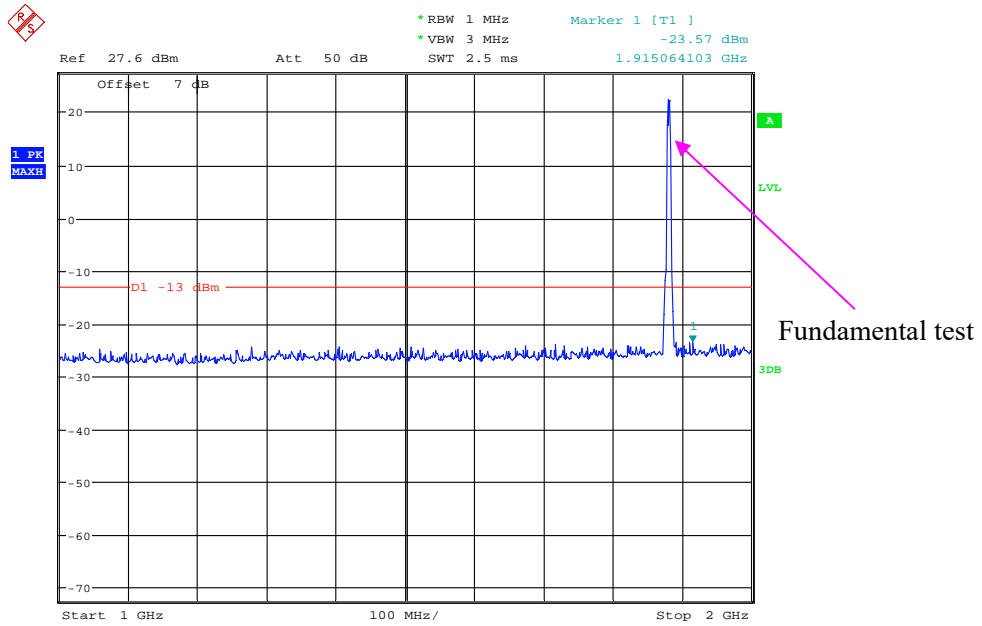
Date: 22.AUG.2021 19:59:34

30 MHz – 1 GHz (WCDMA Mode)



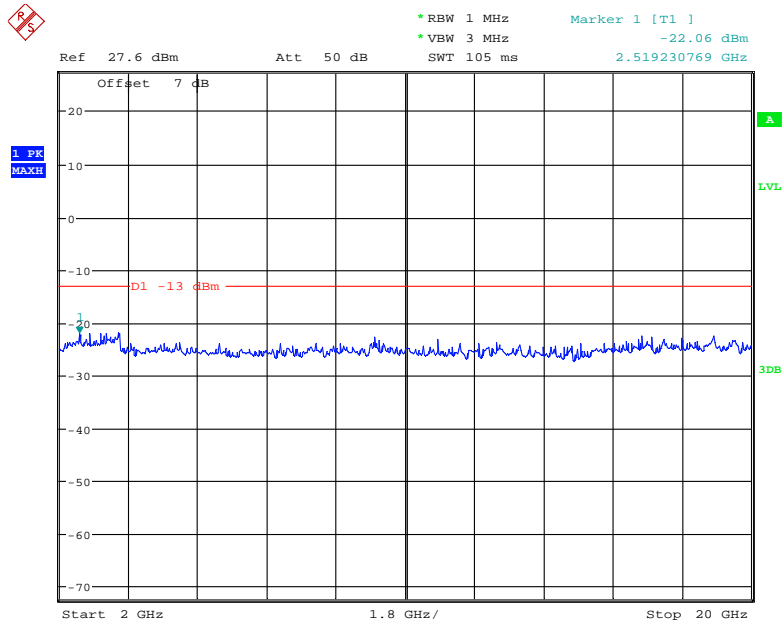
Date: 8.JUL.2021 13:25:44

1 GHz – 2 GHz (WCDMA Mode)



Date: 8.JUL.2021 13:38:48

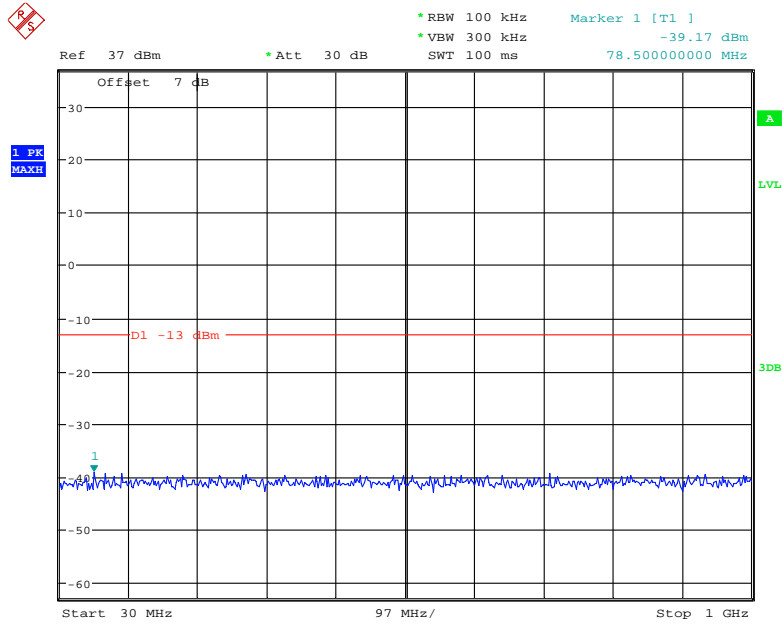
2 GHz – 20 GHz (WCDMA Mode)



Date: 8.JUL.2021 13:41:21

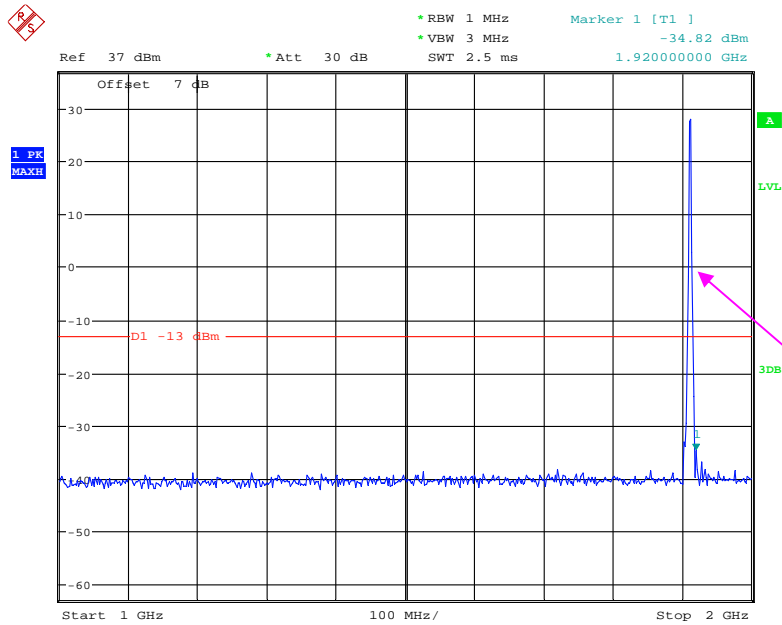
High Channel:

30 MHz – 1 GHz (GPRS Mode)



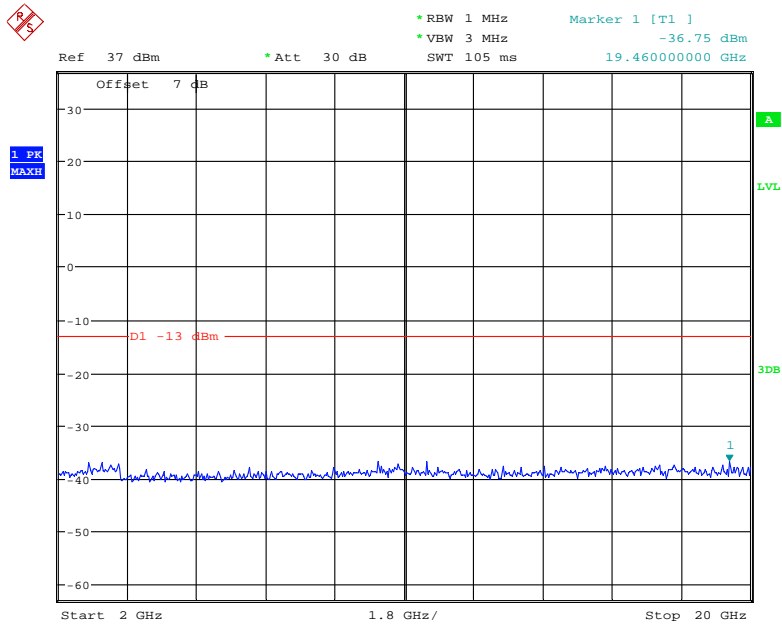
Date: 22.AUG.2021 20:00:39

1 GHz – 2 GHz (GPRS Mode)



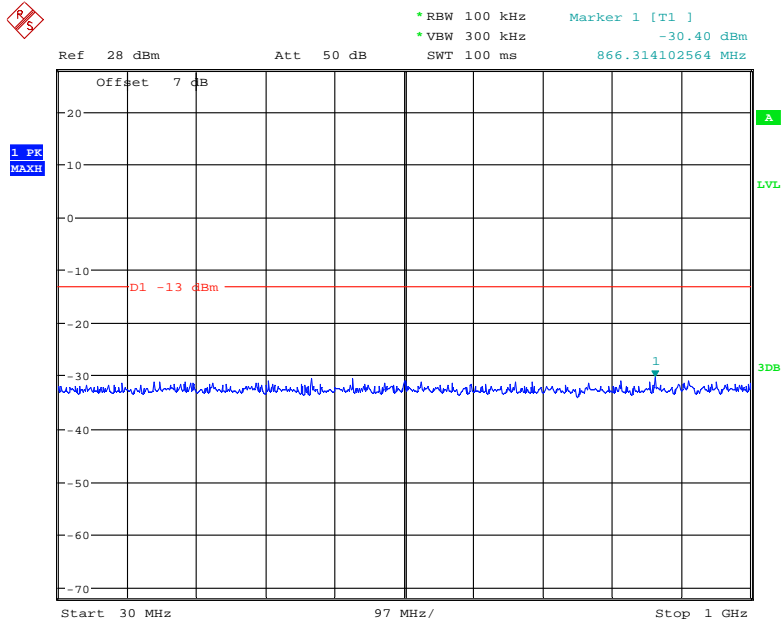
Date: 22.AUG.2021 19:58:36

2 GHz – 20 GHz (GPRS Mode)



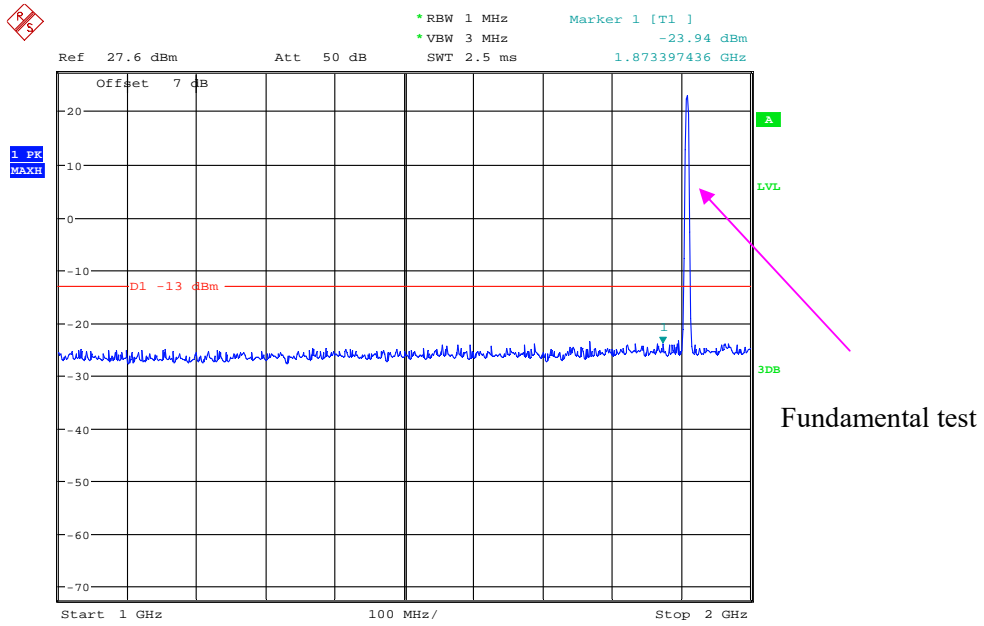
Date: 22.AUG.2021 19:59:06

30 MHz – 1 GHz (WCDMA Mode)



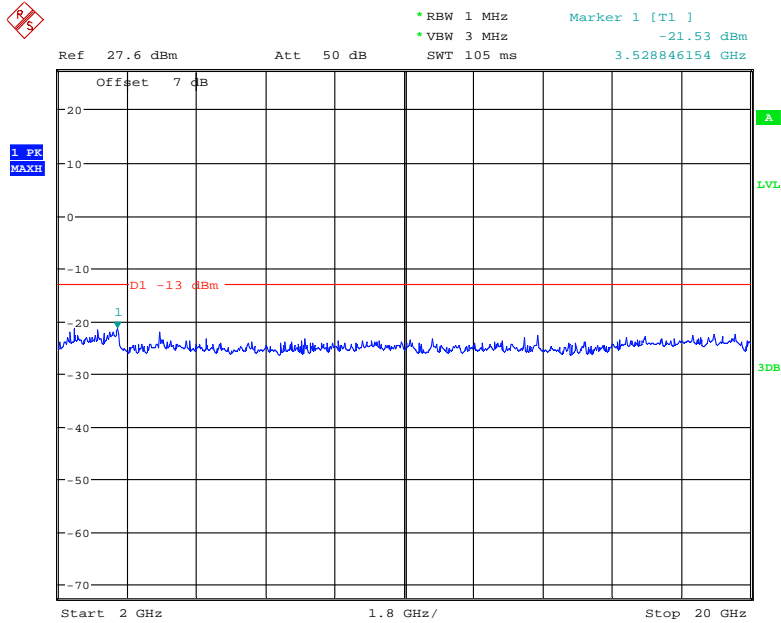
Date: 8.JUL.2021 13:23:28

1 GHz – 2 GHz (WCDMA Mode)



Date: 8.JUL.2021 13:39:38

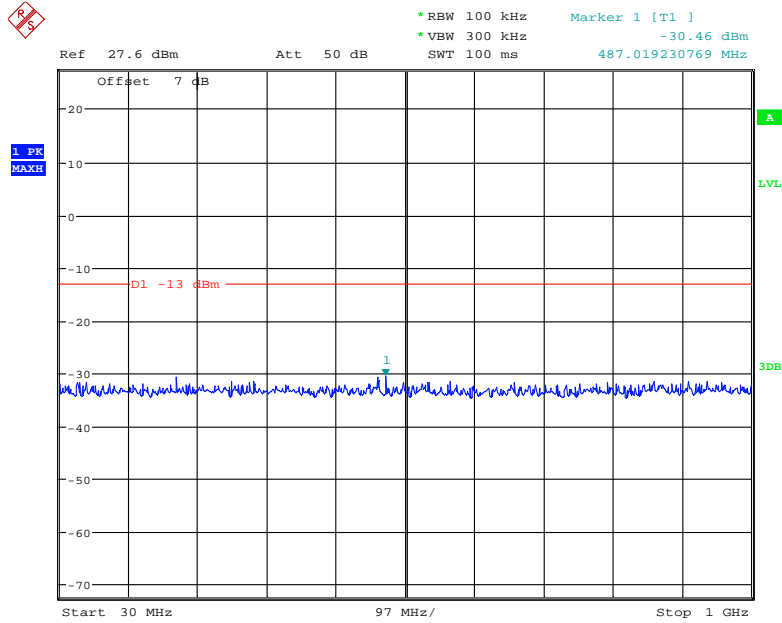
2GHz – 20 GHz (WCDMA Mode)



Date: 8.JUL.2021 13:40:42

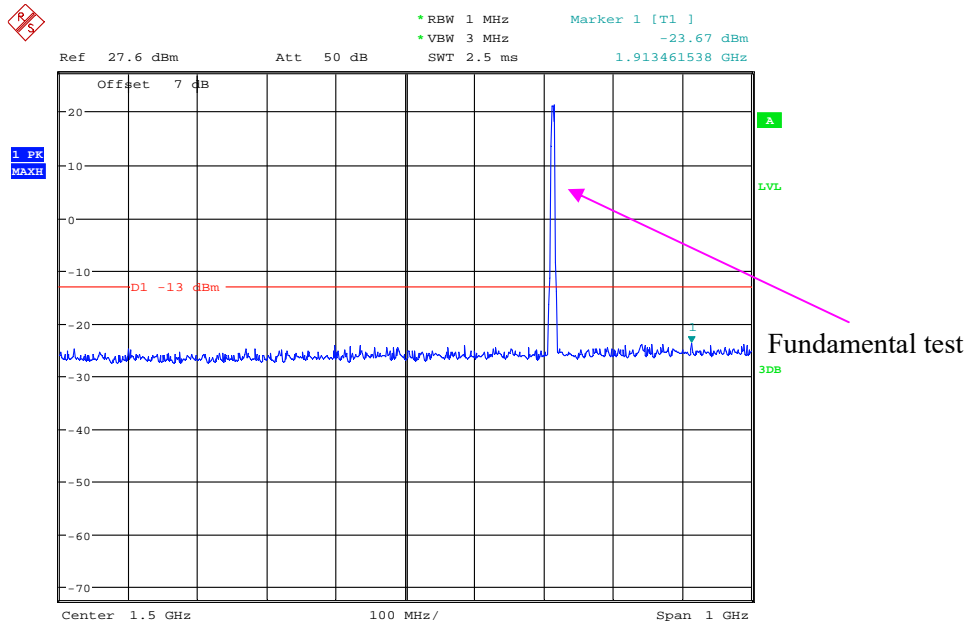
**AWS Band (Part 27)
Low Channel:**

30 MHz – 1 GHz (WCDMA Mode)



Date: 8.JUL.2021 16:04:03

1 GHz – 2 GHz (WCDMA Mode)

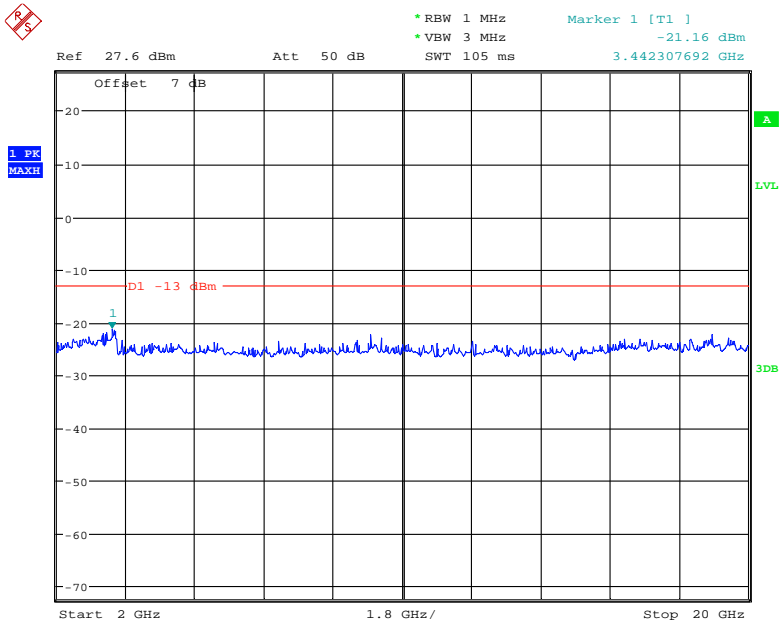


Date: 8.JUL.2021 16:11:21

Date: 8.JUL.2021 16:11:54

10A

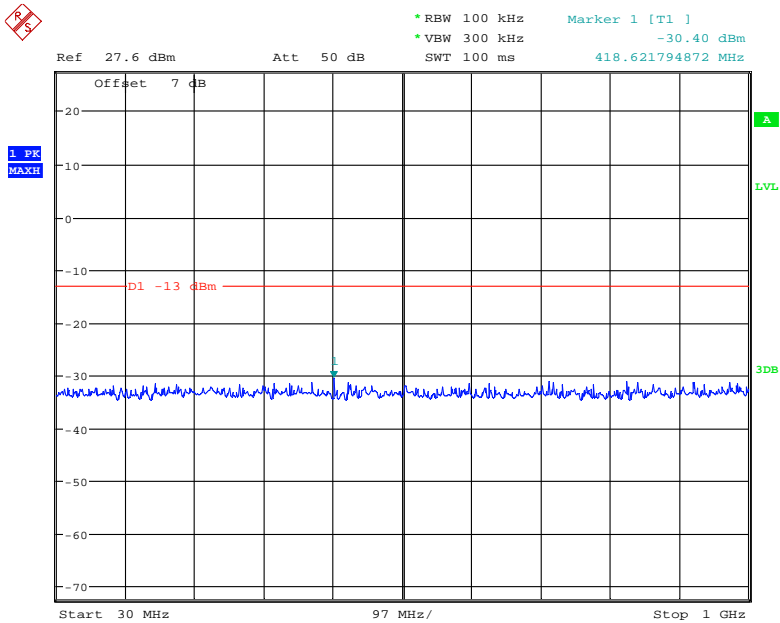
2 GHz – 20GHz (WCDMA Mode)



Date: 8.JUL.2021 16:11:54

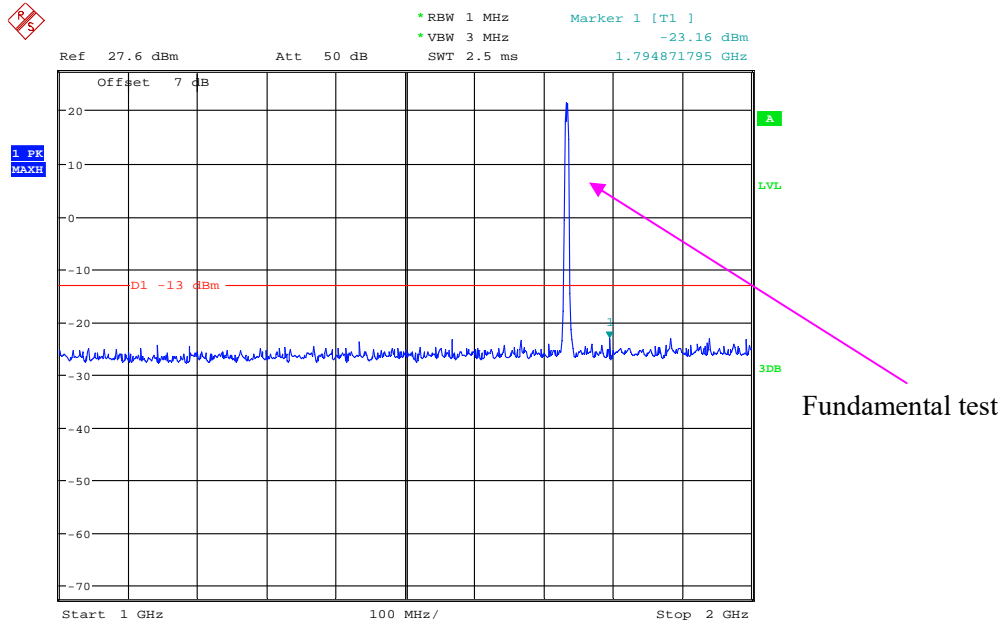
Middle Channel

30 MHz – 1 GHz (WCDMA Mode)



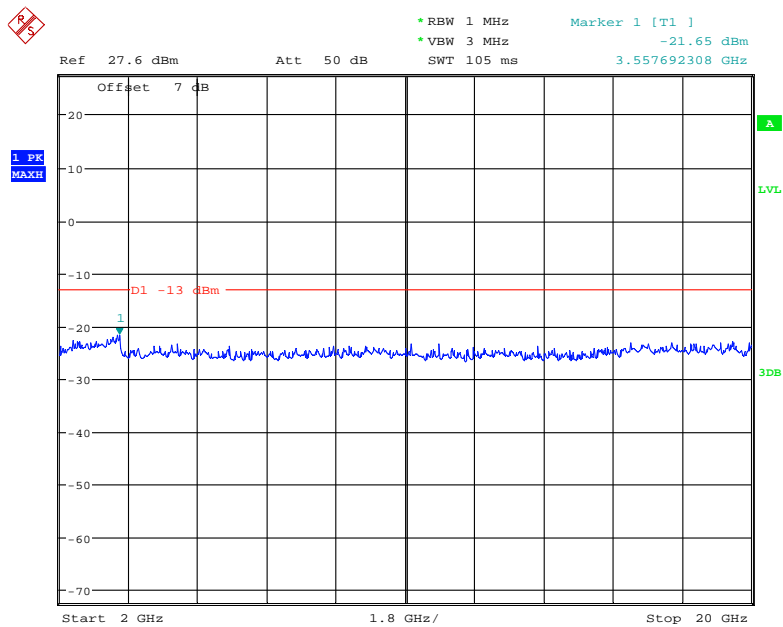
Date: 8.JUL.2021 16:05:32

1 GHz – 2 GHz (WCDMA Mode)



Date: 8.JUL.2021 16:10:19

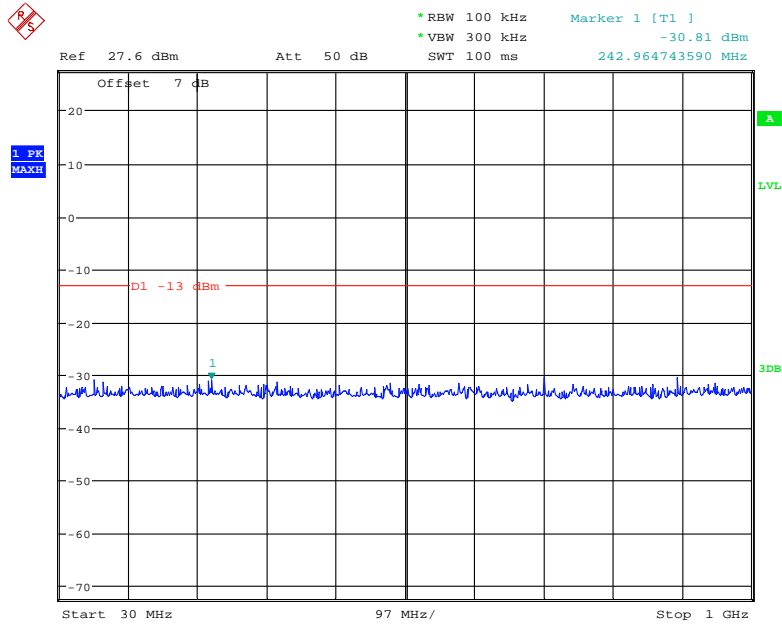
1 GHz – 20 GHz (WCDMA Mode)



Date: 8.JUL.2021 16:09:44

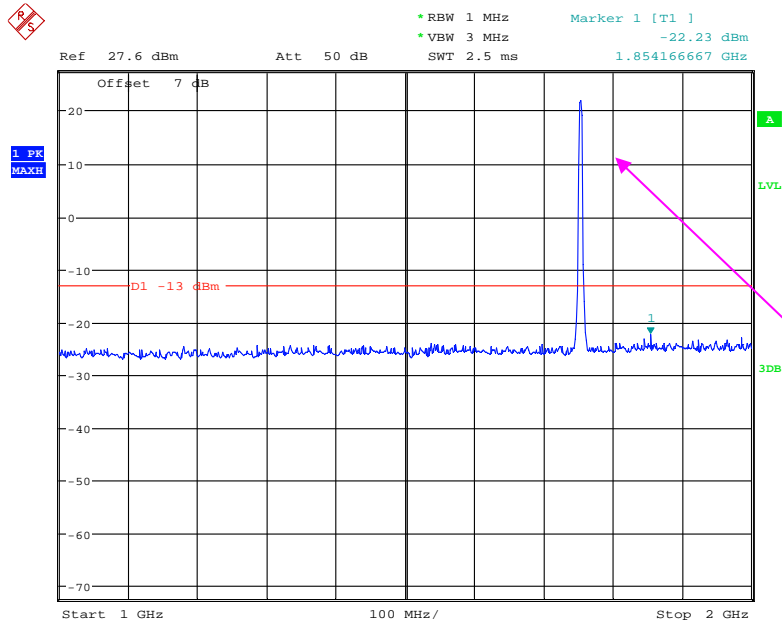
High Channel:

30 MHz – 1 GHz (WCDMA Mode)



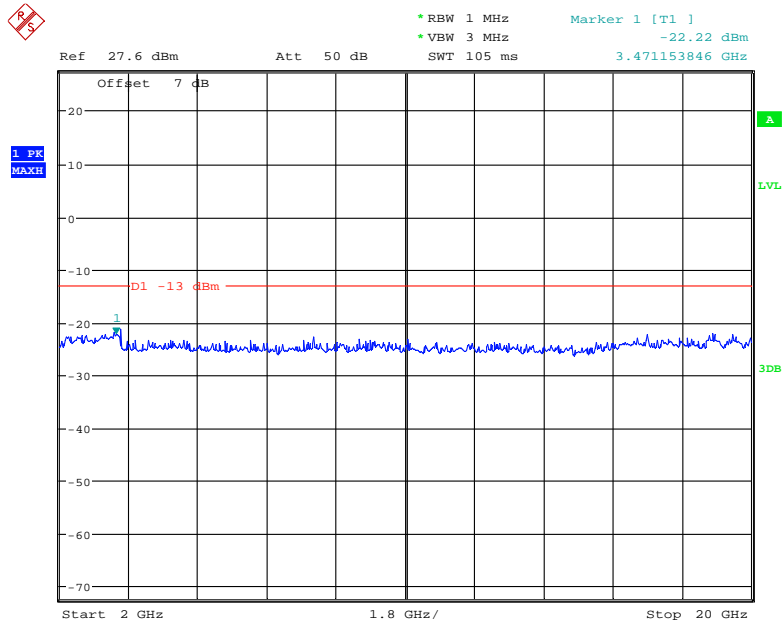
Date: 8.JUL.2021 16:06:15

1 GHz – 2 GHz (WCDMA Mode)



Date: 8.JUL.2021 16:08:04

2 GHz – 20 GHz (WCDMA Mode)



Date: 8.JUL.2021 16:09:05

The test plots of LTE band please refer to the Appendix B.

FCC § 2.1053, § 22.917 (a), § 24.238 (a), §27.53, §90.691, §90.543(e)-SPURIOUS RADIATED EMISSIONS**Applicable Standard**

FCC § 2.1053, §22.917(a) and § 24.238(a) and § 27.53

Test Procedure

The transmitter was placed on a wooden turntable, and it was transmitting into a non-radiating load which was also placed on the turntable.

The measurement antenna was placed at a distance of 3 meters from the EUT. During the tests, the receiving antenna height and polarization as well as EUT azimuth were varied in order to identify the maximum level of emissions from the EUT. The test was performed by placing the EUT on 3-orthogonal axis.

The frequency range up to tenth harmonic of the fundamental frequency was investigated.

Test Data**Environmental Conditions**

| | |
|---------------------------|-----------------|
| Temperature: | 26~28.1 °C |
| Relative Humidity: | 52~56 % |
| ATM Pressure: | 101.0~101.1 kPa |

The testing was performed by Cloud Qiu on 2021-07-10 for below 1GHz and Brule Lin on 2021-07-13 for above 1GHz.

EUT operation mode: Transmitting

30 MHz ~ 10 GHz:

Cellular Band

| Frequency (MHz) | Receiver Reading (dBµV) | Turntable Angle Degree | Rx Antenna | | Substituted | | | Absolute Level (dBm) | FCC Part 22H | |
|-----------------|-------------------------|------------------------|------------|-------------|-------------|-----------------|------------------------|----------------------|--------------|-------------|
| | | | Height (m) | Polar (H/V) | Level (dBm) | Cable Loss (dB) | Antenna Gain (dBd/dBi) | | Limit (dBm) | Margin (dB) |
| GPRS Mode | | | | | | | | | | |
| Low channel | | | | | | | | | | |
| 952.3 | 30.76 | 216 | 1.0 | H | -65.7 | 1.36 | 0.0 | -67.06 | -13 | 54.06 |
| 952.3 | 31.89 | 302 | 1.6 | V | -62.2 | 1.36 | 0.0 | -63.56 | -13 | 50.56 |
| 1648.40 | 61.37 | 55 | 1.7 | H | -46.7 | 1.40 | 8.70 | -39.40 | -13 | 26.40 |
| 1648.40 | 51.91 | 48 | 1.6 | V | -55.9 | 1.40 | 8.70 | -48.60 | -13 | 35.60 |
| 2472.60 | 58.35 | 238 | 1.3 | H | -45.0 | 2.60 | 10.20 | -37.40 | -13 | 24.40 |
| 2472.60 | 59.01 | 344 | 1.0 | V | -43.7 | 2.60 | 10.20 | -36.10 | -13 | 23.10 |
| 3296.80 | 50.62 | 188 | 1.2 | H | -50.3 | 1.50 | 11.70 | -40.10 | -13 | 27.10 |
| 3296.80 | 46.58 | 165 | 1.2 | V | -54.3 | 1.50 | 11.70 | -44.10 | -13 | 31.10 |
| Middle channel | | | | | | | | | | |
| 950.1 | 30.71 | 271 | 1.8 | H | -65.8 | 1.36 | 0.0 | -67.16 | -13 | 54.16 |
| 950.1 | 31.95 | 223 | 2.5 | V | -62.1 | 1.36 | 0.0 | -63.46 | -13 | 50.46 |
| 1673.20 | 64.51 | 21 | 2.4 | H | -41.8 | 1.30 | 8.90 | -34.20 | -13 | 21.20 |
| 1673.20 | 53.25 | 314 | 2.5 | V | -52.5 | 1.30 | 8.90 | -44.90 | -13 | 31.90 |
| 2509.80 | 56.25 | 331 | 2.2 | H | -47.1 | 2.60 | 10.20 | -39.50 | -13 | 26.50 |
| 2509.80 | 60.25 | 83 | 1.6 | V | -42.5 | 2.60 | 10.20 | -34.90 | -13 | 21.90 |
| 3346.40 | 54.75 | 166 | 2.1 | H | -46.1 | 1.50 | 11.70 | -35.90 | -13 | 22.90 |
| 3346.40 | 49.36 | 68 | 1.8 | V | -51.6 | 1.50 | 11.70 | -41.40 | -13 | 28.40 |
| High channel | | | | | | | | | | |
| 955.8 | 30.65 | 270 | 1.0 | H | -65.9 | 1.36 | 0.0 | -67.26 | -13 | 54.26 |
| 955.8 | 31.78 | 290 | 1.7 | V | -62.3 | 1.36 | 0.0 | -63.66 | -13 | 50.66 |
| 1697.60 | 60.41 | 88 | 1.7 | H | -45.9 | 1.30 | 8.90 | -38.30 | -13 | 25.30 |
| 1697.60 | 48.85 | 11 | 1.5 | V | -56.9 | 1.30 | 8.90 | -49.30 | -13 | 36.30 |
| 2546.40 | 56.09 | 203 | 2.2 | H | -47.3 | 2.60 | 10.20 | -39.70 | -13 | 26.70 |
| 2546.40 | 57.48 | 42 | 2.3 | V | -45.3 | 2.60 | 10.20 | -37.70 | -13 | 24.70 |
| 3395.20 | 49.31 | 352 | 1.5 | H | -51.9 | 1.40 | 11.80 | -41.50 | -13 | 28.50 |
| 3395.20 | 45.74 | 59 | 1.4 | V | -55.3 | 1.40 | 11.80 | -44.90 | -13 | 31.90 |

| Frequency (MHz) | Receiver Reading (dBµV) | Turntable Angle Degree | Rx Antenna | | Substituted | | | Absolute Level (dBm) | FCC Part 22H | |
|-----------------|-------------------------|------------------------|------------|-------------|-------------|-----------------|------------------------|----------------------|--------------|-------------|
| | | | Height (m) | Polar (H/V) | Level (dBm) | Cable Loss (dB) | Antenna Gain (dBd/dBi) | | Limit (dBm) | Margin (dB) |
| WCDMA Mode | | | | | | | | | | |
| Low channel | | | | | | | | | | |
| 952.9 | 30.59 | 136 | 2.2 | H | -65.9 | 1.36 | 0.0 | -67.26 | -13 | 54.26 |
| 952.9 | 31.54 | 312 | 1.4 | V | -62.5 | 1.36 | 0.0 | -63.86 | -13 | 50.86 |
| 1652.80 | 43.85 | 230 | 1.6 | H | -62.5 | 1.30 | 8.90 | -54.90 | -13 | 41.90 |
| 1652.80 | 43.25 | 210 | 1.1 | V | -62.5 | 1.30 | 8.90 | -54.90 | -13 | 41.90 |
| 2479.20 | 43.26 | 223 | 1.7 | H | -60.1 | 2.60 | 10.20 | -52.50 | -13 | 39.50 |
| 2479.20 | 42.89 | 179 | 1.5 | V | -59.9 | 2.60 | 10.20 | -52.30 | -13 | 39.30 |
| 3305.60 | 43.25 | 42 | 1.1 | H | -57.6 | 1.50 | 11.70 | -47.40 | -13 | 34.40 |
| 3305.60 | 43.28 | 115 | 1.4 | V | -57.6 | 1.50 | 11.70 | -47.40 | -13 | 34.40 |
| Middle channel | | | | | | | | | | |
| 951.6 | 30.62 | 137 | 1.6 | H | -65.9 | 1.36 | 0.0 | -67.26 | -13 | 54.26 |
| 951.6 | 31.63 | 170 | 2.5 | V | -62.4 | 1.36 | 0.0 | -63.76 | -13 | 50.76 |
| 1673.20 | 44.02 | 213 | 2.4 | H | -62.3 | 1.30 | 8.90 | -54.70 | -13 | 41.70 |
| 1673.20 | 43.25 | 213 | 1.5 | V | -62.5 | 1.30 | 8.90 | -54.90 | -13 | 41.90 |
| 2509.80 | 43.74 | 298 | 2.0 | H | -59.6 | 2.60 | 10.20 | -52.00 | -13 | 39.00 |
| 2509.80 | 43.36 | 282 | 2.0 | V | -59.4 | 2.60 | 10.20 | -51.80 | -13 | 38.80 |
| 3346.40 | 43.06 | 175 | 1.3 | H | -57.8 | 1.50 | 11.70 | -47.60 | -13 | 34.60 |
| 3346.40 | 43.58 | 183 | 1.3 | V | -57.3 | 1.50 | 11.70 | -47.10 | -13 | 34.10 |
| High channel | | | | | | | | | | |
| 954.8 | 30.56 | 324 | 2.0 | H | -65.9 | 1.36 | 0.0 | -67.26 | -13 | 54.26 |
| 954.8 | 31.76 | 151 | 1.3 | V | -62.3 | 1.36 | 0.0 | -63.66 | -13 | 50.66 |
| 1693.20 | 43.68 | 19 | 1.9 | H | -62.7 | 1.30 | 8.90 | -55.10 | -13 | 42.10 |
| 1693.20 | 43.55 | 55 | 1.0 | V | -62.2 | 1.30 | 8.90 | -54.60 | -13 | 41.60 |
| 2539.80 | 43.59 | 273 | 1.4 | H | -59.8 | 2.60 | 10.20 | -52.20 | -13 | 39.20 |
| 2539.80 | 43.26 | 307 | 1.5 | V | -59.5 | 2.60 | 10.20 | -51.90 | -13 | 38.90 |
| 3386.40 | 43.87 | 119 | 2.3 | H | -57.4 | 1.40 | 11.80 | -47.00 | -13 | 34.00 |
| 3386.40 | 43.82 | 124 | 2.3 | V | -57.2 | 1.40 | 11.80 | -46.80 | -13 | 33.80 |

30 MHz ~ 20 GHz:

PCS Band

| Frequency (MHz) | Receiver Reading (dBµV) | Turntable Angle Degree | Rx Antenna | | Substituted | | | Absolute Level (dBm) | FCC Part 24E | |
|-----------------|-------------------------|------------------------|------------|-------------|-------------|-----------------|------------------------|----------------------|--------------|-------------|
| | | | Height (m) | Polar (H/V) | Level (dBm) | Cable Loss (dB) | Antenna Gain (dBd/dBi) | | Limit (dBm) | Margin (dB) |
| GPRS Mode | | | | | | | | | | |
| Low channel | | | | | | | | | | |
| 952.1 | 30.57 | 147 | 1.9 | H | -65.9 | 1.36 | 0.0 | -67.26 | -13 | 54.26 |
| 952.1 | 31.45 | 145 | 1.9 | V | -62.6 | 1.36 | 0.0 | -63.96 | -13 | 50.96 |
| 3700.40 | 44.25 | 120 | 1.2 | H | -57.6 | 1.60 | 11.90 | -47.30 | -13 | 34.30 |
| 3700.40 | 43.85 | 142 | 1.9 | V | -57.4 | 1.60 | 11.90 | -47.10 | -13 | 34.10 |
| Middle channel | | | | | | | | | | |
| 953.2 | 30.44 | 251 | 1.5 | H | -66.1 | 1.36 | 0.0 | -67.46 | -13 | 54.46 |
| 953.2 | 31.37 | 65 | 2.0 | V | -62.7 | 1.36 | 0.0 | -64.06 | -13 | 51.06 |
| 3760.00 | 43.95 | 125 | 2.0 | H | -58.1 | 1.50 | 11.80 | -47.80 | -13 | 34.80 |
| 3760.00 | 43.58 | 187 | 1.9 | V | -58.0 | 1.50 | 11.80 | -47.70 | -13 | 34.70 |
| High channel | | | | | | | | | | |
| 952.8 | 30.36 | 300 | 2.1 | H | -66.1 | 1.36 | 0.0 | -67.46 | -13 | 54.46 |
| 952.8 | 31.47 | 83 | 2.4 | V | -62.6 | 1.36 | 0.0 | -63.96 | -13 | 50.96 |
| 3819.60 | 44.16 | 211 | 1.1 | H | -57.9 | 1.50 | 11.80 | -47.60 | -13 | 34.60 |
| 3819.60 | 43.86 | 332 | 2.3 | V | -57.7 | 1.50 | 11.80 | -47.40 | -13 | 34.40 |
| WCDMA Mode | | | | | | | | | | |
| Low Channel | | | | | | | | | | |
| 952.7 | 30.39 | 257 | 2.5 | H | -66.1 | 1.36 | 0.0 | -67.46 | -13 | 54.46 |
| 952.7 | 31.67 | 103 | 2.1 | V | -62.4 | 1.36 | 0.0 | -63.76 | -13 | 50.76 |
| 3704.80 | 43.56 | 136 | 1.6 | H | -58.2 | 1.60 | 11.90 | -47.90 | -13 | 34.90 |
| 3704.80 | 43.25 | 114 | 1.0 | V | -58.0 | 1.60 | 11.90 | -47.70 | -13 | 34.70 |
| Middle channel | | | | | | | | | | |
| 951.8 | 30.55 | 180 | 2.4 | H | -66.0 | 1.36 | 0.0 | -67.36 | -13 | 54.36 |
| 951.8 | 31.73 | 7 | 1.5 | V | -62.3 | 1.36 | 0.0 | -63.66 | -13 | 50.66 |
| 3760.00 | 43.47 | 342 | 1.6 | H | -58.6 | 1.50 | 11.80 | -48.30 | -13 | 35.30 |
| 3760.00 | 43.15 | 75 | 1.9 | V | -58.4 | 1.50 | 11.80 | -48.10 | -13 | 35.10 |
| High channel | | | | | | | | | | |
| 951.4 | 30.34 | 353 | 1.0 | H | -66.2 | 1.36 | 0.0 | -67.56 | -13 | 54.56 |
| 951.4 | 31.79 | 349 | 2.2 | V | -62.3 | 1.36 | 0.0 | -63.66 | -13 | 50.66 |
| 3815.20 | 43.57 | 312 | 1.5 | H | -58.5 | 1.50 | 11.80 | -48.20 | -13 | 35.20 |
| 3815.20 | 43.26 | 310 | 1.5 | V | -58.3 | 1.50 | 11.80 | -48.00 | -13 | 35.00 |

30 MHz ~ 20 GHz:

AWS Band

| Frequency (MHz) | Receiver Reading (dBµV) | Turntable Angle Degree | Rx Antenna | | Substituted | | | Absolute Level (dBm) | FCC Part 27 | |
|-----------------|-------------------------|------------------------|------------|-------------|-------------|-----------------|------------------------|----------------------|-------------|-------------|
| | | | Height (m) | Polar (H/V) | Level (dBm) | Cable Loss (dB) | Antenna Gain (dBd/dBi) | | Limit (dBm) | Margin (dB) |
| WCDMA Mode | | | | | | | | | | |
| Low channel | | | | | | | | | | |
| 952.3 | 30.62 | 302 | 1.8 | H | -65.9 | 1.36 | 0.0 | -67.26 | -13 | 54.26 |
| 952.3 | 31.84 | 108 | 1.0 | V | -62.2 | 1.36 | 0.0 | -63.56 | -13 | 50.56 |
| 3424.80 | 43.71 | 159 | 1.7 | H | -57.1 | 1.40 | 11.80 | -46.70 | -13 | 33.70 |
| 3424.80 | 43.27 | 150 | 2.3 | V | -57.3 | 1.40 | 11.80 | -46.90 | -13 | 33.90 |
| Middle channel | | | | | | | | | | |
| 950.6 | 30.77 | 182 | 2.0 | H | -65.7 | 1.36 | 0.0 | -67.06 | -13 | 54.06 |
| 950.6 | 31.88 | 171 | 1.1 | V | -62.2 | 1.36 | 0.0 | -63.56 | -13 | 50.56 |
| 3465.20 | 43.67 | 233 | 2.5 | H | -57.1 | 1.50 | 12.00 | -46.60 | -13 | 33.60 |
| 3465.20 | 43.29 | 202 | 1.5 | V | -58.2 | 1.50 | 12.00 | -47.70 | -13 | 34.70 |
| High channel | | | | | | | | | | |
| 953.8 | 30.73 | 81 | 1.9 | H | -65.8 | 1.36 | 0.0 | -67.16 | -13 | 54.16 |
| 953.8 | 31.96 | 130 | 1.3 | V | -62.1 | 1.36 | 0.0 | -63.46 | -13 | 50.46 |
| 3505.20 | 43.52 | 239 | 2.4 | H | -57.2 | 1.50 | 12.00 | -46.70 | -13 | 33.70 |
| 3505.20 | 43.44 | 225 | 2.2 | V | -58.1 | 1.50 | 12.00 | -47.60 | -13 | 34.60 |

LTE Band: (Pre-scan with all the bandwidth, and worst case as below)

| Frequency (MHz) | Receiver Reading (dBµV) | Turntable Angle Degree | Rx Antenna | | Substituted | | | Absolute Level (dBm) | Limit (dBm) | Margin (dB) |
|---------------------------------------|-------------------------------|------------------------------|---------------|----------------|----------------|-----------------------|------------------------------|----------------------------|----------------|----------------|
| | | | Height (m) | Polar (H/V) | Level (dBm) | Cable Loss (dB) | Antenna Gain (dBd/dBi) | | | |
| Band 2 | | | | | | | | | | |
| Test frequency range: 30 MHz ~ 20 GHz | | | | | | | | | | |
| 1.4MHz, Low channel | | | | | | | | | | |
| 951.1 | 30.51 | 276 | 1.7 | H | -66.0 | 1.36 | 0.0 | -67.36 | -13 | 54.36 |
| 951.1 | 31.76 | 12 | 1.2 | V | -62.3 | 1.36 | 0.0 | -63.66 | -13 | 50.66 |
| 3701.40 | 44.57 | 344 | 1.7 | H | -57.2 | 1.60 | 11.90 | -46.90 | -13 | 33.90 |
| 3701.40 | 44.37 | 94 | 1.4 | V | -56.9 | 1.60 | 11.90 | -46.60 | -13 | 33.60 |
| 1.4MHz, Middle channel | | | | | | | | | | |
| 950.3 | 30.45 | 191 | 2.4 | H | -66.1 | 1.36 | 0.0 | -67.46 | -13 | 54.46 |
| 950.3 | 31.71 | 32 | 1.9 | V | -62.3 | 1.36 | 0.0 | -63.66 | -13 | 50.66 |
| 3760.00 | 45.15 | 159 | 2.4 | H | -56.9 | 1.50 | 11.80 | -46.60 | -13 | 33.60 |
| 3760.00 | 44.57 | 142 | 1.9 | V | -57.0 | 1.50 | 11.80 | -46.70 | -13 | 33.70 |
| 1.4MHz, High channel | | | | | | | | | | |
| 952.4 | 30.34 | 330 | 2.3 | H | -66.2 | 1.36 | 0.0 | -67.56 | -13 | 54.56 |
| 952.4 | 31.65 | 89 | 1.0 | V | -62.4 | 1.36 | 0.0 | -63.76 | -13 | 50.76 |
| 3818.60 | 45.12 | 122 | 1.1 | H | -56.9 | 1.50 | 11.80 | -46.60 | -13 | 33.60 |
| 3818.60 | 44.67 | 126 | 1.2 | V | -56.9 | 1.50 | 11.80 | -46.60 | -13 | 33.60 |

| Frequency (MHz) | Receiver Reading (dBμV) | Turntable Angle Degree | Rx Antenna | | Substituted | | | Absolute Level (dBm) | Limit (dBm) | Margin (dB) |
|--------------------------------------|-------------------------------|------------------------------|---------------|----------------|----------------|-----------------------|------------------------------|----------------------------|----------------|----------------|
| | | | Height (m) | Polar (H/V) | Level (dBm) | Cable Loss (dB) | Antenna Gain (dBd/dBi) | | | |
| Band 4 | | | | | | | | | | |
| Test frequency range:30 MHz ~ 20 GHz | | | | | | | | | | |
| 1.4MHz, Low channel | | | | | | | | | | |
| 953.9 | 30.39 | 13 | 2.2 | H | -66.1 | 1.36 | 0.0 | -67.46 | -13 | 54.46 |
| 953.9 | 31.62 | 181 | 1.6 | V | -62.4 | 1.36 | 0.0 | -63.76 | -13 | 50.76 |
| 3421.40 | 46.37 | 130 | 2.3 | H | -54.4 | 1.40 | 11.80 | -44.00 | -13 | 31.00 |
| 3421.40 | 43.67 | 189 | 2.4 | V | -56.9 | 1.40 | 11.80 | -46.50 | -13 | 33.50 |
| 1.4MHz, Middle channel | | | | | | | | | | |
| 948.6 | 30.27 | 340 | 1.0 | H | -66.2 | 1.36 | 0.0 | -67.56 | -13 | 54.56 |
| 948.6 | 31.58 | 26 | 1.1 | V | -62.5 | 1.36 | 0.0 | -63.86 | -13 | 50.86 |
| 3465.00 | 46.25 | 225 | 1.0 | H | -54.5 | 1.50 | 12.00 | -44.00 | -13 | 31.00 |
| 3465.00 | 45.87 | 9 | 2.3 | V | -55.6 | 1.50 | 12.00 | -45.10 | -13 | 32.10 |
| 1.4MHz, High channel | | | | | | | | | | |
| 949.7 | 30.44 | 352 | 1.4 | H | -66.1 | 1.36 | 0.0 | -67.46 | -13 | 54.46 |
| 949.7 | 31.71 | 256 | 1.8 | V | -62.3 | 1.36 | 0.0 | -63.66 | -13 | 50.66 |
| 3468.60 | 45.82 | 140 | 1.7 | H | -54.9 | 1.50 | 12.00 | -44.40 | -13 | 31.40 |
| 3468.60 | 44.29 | 25 | 1.2 | V | -57.2 | 1.50 | 12.00 | -46.70 | -13 | 33.70 |

| Frequency (MHz) | Receiver Reading (dBµV) | Turntable Angle Degree | Rx Antenna | | Substituted | | | Absolute Level (dBm) | Limit (dBm) | Margin (dB) |
|--------------------------------------|-------------------------------|------------------------------|---------------|----------------|----------------|-----------------------|------------------------------|----------------------------|----------------|----------------|
| | | | Height (m) | Polar (H/V) | Level (dBm) | Cable Loss (dB) | Antenna Gain (dBd/dBi) | | | |
| Band 5 | | | | | | | | | | |
| Test frequency range:30 MHz ~ 10 GHz | | | | | | | | | | |
| 1.4MHz, Low channel | | | | | | | | | | |
| 956.1 | 30.46 | 216 | 1.3 | H | -66.0 | 1.36 | 0.0 | -67.36 | -13 | 54.36 |
| 956.1 | 31.81 | 31 | 1.8 | V | -62.2 | 1.36 | 0.0 | -63.56 | -13 | 50.56 |
| 1649.40 | 51.25 | 152 | 1.2 | H | -55.1 | 1.30 | 8.90 | -47.50 | -13 | 34.50 |
| 1649.40 | 46.25 | 109 | 1.2 | V | -59.5 | 1.30 | 8.90 | -51.90 | -13 | 38.90 |
| 2474.10 | 47.25 | 224 | 2.5 | H | -56.1 | 2.60 | 10.20 | -48.50 | -13 | 35.50 |
| 2474.10 | 46.38 | 315 | 1.2 | V | -56.4 | 2.60 | 10.20 | -48.80 | -13 | 35.80 |
| 3298.80 | 44.15 | 268 | 1.5 | H | -56.7 | 1.50 | 11.70 | -46.50 | -13 | 33.50 |
| 3298.80 | 44.07 | 265 | 2.2 | V | -56.9 | 1.50 | 11.70 | -46.70 | -13 | 33.70 |
| 1.4MHz, Middle channel | | | | | | | | | | |
| 954.1 | 30.35 | 282 | 1.1 | H | -66.2 | 1.36 | 0.0 | -67.56 | -13 | 54.56 |
| 954.1 | 31.85 | 288 | 1.6 | V | -62.2 | 1.36 | 0.0 | -63.56 | -13 | 50.56 |
| 1673.00 | 54.94 | 8 | 1.9 | H | -51.4 | 1.30 | 8.90 | -43.80 | -13 | 30.80 |
| 1673.00 | 46.58 | 233 | 1.2 | V | -59.2 | 1.30 | 8.90 | -51.60 | -13 | 38.60 |
| 2509.50 | 47.25 | 7 | 2.2 | H | -56.1 | 2.60 | 10.20 | -48.50 | -13 | 35.50 |
| 2509.50 | 46.28 | 139 | 2.3 | V | -56.5 | 2.60 | 10.20 | -48.90 | -13 | 35.90 |
| 3346.00 | 45.02 | 339 | 2.5 | H | -55.9 | 1.50 | 11.70 | -45.70 | -13 | 32.70 |
| 3346.00 | 44.57 | 256 | 1.8 | V | -56.4 | 1.50 | 11.70 | -46.20 | -13 | 33.20 |
| 1.4MHz, High channel | | | | | | | | | | |
| 951.2 | 30.77 | 202 | 1.9 | H | -65.7 | 1.36 | 0.0 | -67.06 | -13 | 54.06 |
| 951.2 | 31.47 | 337 | 1.1 | V | -62.6 | 1.36 | 0.0 | -63.96 | -13 | 50.96 |
| 1696.60 | 54.82 | 179 | 2.1 | H | -51.5 | 1.30 | 8.90 | -43.90 | -13 | 30.90 |
| 1696.60 | 46.11 | 305 | 1.7 | V | -59.6 | 1.30 | 8.90 | -52.00 | -13 | 39.00 |
| 2544.90 | 46.24 | 49 | 2.3 | H | -57.1 | 2.60 | 10.20 | -49.50 | -13 | 36.50 |
| 2544.90 | 45.27 | 79 | 2.0 | V | -57.5 | 2.60 | 10.20 | -49.90 | -13 | 36.90 |
| 3393.20 | 44.15 | 138 | 1.6 | H | -57.1 | 1.40 | 11.80 | -46.70 | -13 | 33.70 |
| 3393.20 | 44.12 | 72 | 1.5 | V | -56.9 | 1.40 | 11.80 | -46.50 | -13 | 33.50 |

| Frequency | Receiver | Turntable | Rx Antenna | | Substituted | | | Absolute Level (dBm) | Limit (dBm) | Margin (dB) |
|---|----------------|--------------|------------|-------------|-------------|-----------------|------------------------|----------------------|-------------|-------------|
| (MHz) | Reading (dBμV) | Angle Degree | Height (m) | Polar (H/V) | Level (dBm) | Cable Loss (dB) | Antenna Gain (dBd/dBi) | | | |
| Band 7 | | | | | | | | | | |
| Test frequency range: 30 MHz ~ 26.5 GHz | | | | | | | | | | |
| 5MHz, Low channel | | | | | | | | | | |
| 957.3 | 30.86 | 90 | 1.2 | H | -65.6 | 1.36 | 0.0 | -66.96 | -25 | 41.96 |
| 957.3 | 31.66 | 346 | 2.2 | V | -62.4 | 1.36 | 0.0 | -63.76 | -25 | 38.76 |
| 5005.00 | 45.92 | 34 | 2.3 | H | -54.7 | 1.70 | 12.00 | -44.40 | -25 | 19.40 |
| 5005.00 | 45.17 | 191 | 2.5 | V | -54.9 | 1.70 | 12.00 | -44.60 | -25 | 19.60 |
| 5MHz, Middle channel | | | | | | | | | | |
| 957.6 | 30.67 | 314 | 2.4 | H | -65.8 | 1.36 | 0.0 | -67.16 | -25 | 42.16 |
| 957.6 | 31.76 | 211 | 1.5 | V | -62.3 | 1.36 | 0.0 | -63.66 | -25 | 38.66 |
| 5070.00 | 45.87 | 70 | 2.3 | H | -54.1 | 1.60 | 12.10 | -43.60 | -25 | 18.60 |
| 5070.00 | 44.81 | 253 | 2.1 | V | -55.2 | 1.60 | 12.10 | -44.70 | -25 | 19.70 |
| 5MHz, High channel | | | | | | | | | | |
| 956.2 | 30.55 | 320 | 2.1 | H | -66.0 | 1.36 | 0.0 | -67.36 | -25 | 42.36 |
| 956.2 | 31.73 | 185 | 1.3 | V | -62.3 | 1.36 | 0.0 | -63.66 | -25 | 38.66 |
| 5135.00 | 45.86 | 70 | 1.6 | H | -54.1 | 1.60 | 12.10 | -43.60 | -25 | 18.60 |
| 5135.00 | 45.26 | 358 | 1.5 | V | -54.8 | 1.60 | 12.10 | -44.30 | -25 | 19.30 |

| Frequency (MHz) | Receiver Reading (dBμV) | Turntable Angle Degree | Rx Antenna | | Substituted | | | Absolute Level (dBm) | Limit (dBm) | Margin (dB) |
|--------------------------------------|-------------------------------|------------------------------|---------------|----------------|----------------|-----------------------|------------------------------|----------------------------|----------------|----------------|
| | | | Height (m) | Polar (H/V) | Level (dBm) | Cable Loss (dB) | Antenna Gain (dBd/dBi) | | | |
| Band 12 | | | | | | | | | | |
| Test frequency range: 30 MHz ~ 10GHz | | | | | | | | | | |
| 5MHz, Low channel | | | | | | | | | | |
| 952.5 | 30.48 | 77 | 1.6 | H | -66.0 | 1.36 | 0.0 | -67.36 | -13 | 54.36 |
| 952.5 | 31.78 | 163 | 2.0 | V | -62.3 | 1.36 | 0.0 | -63.66 | -13 | 50.66 |
| 1399.40 | 49.76 | 193 | 2.3 | H | -58.4 | 1.60 | 7.90 | -52.10 | -13 | 39.10 |
| 1399.40 | 45.88 | 25 | 1.5 | V | -62.6 | 1.60 | 7.90 | -56.30 | -13 | 43.30 |
| 2099.10 | 46.57 | 251 | 1.7 | H | -54.6 | 1.30 | 9.70 | -46.20 | -13 | 33.20 |
| 2099.10 | 44.87 | 47 | 1.5 | V | -57.1 | 1.30 | 9.70 | -48.70 | -13 | 35.70 |
| 2798.80 | 44.25 | 259 | 2.0 | H | -59.7 | 1.80 | 10.50 | -51.00 | -13 | 38.00 |
| 2798.80 | 44.14 | 230 | 1.5 | V | -59.5 | 1.80 | 10.50 | -50.80 | -13 | 37.80 |
| 5MHz, Middle channel | | | | | | | | | | |
| 951.7 | 30.24 | 84 | 2.0 | H | -66.3 | 1.36 | 0.0 | -67.66 | -13 | 54.66 |
| 951.7 | 31.51 | 275 | 1.1 | V | -62.5 | 1.36 | 0.0 | -63.86 | -13 | 50.86 |
| 1415.00 | 44.30 | 222 | 2.0 | H | -63.9 | 1.60 | 7.90 | -57.60 | -13 | 44.60 |
| 1415.00 | 43.75 | 8 | 2.0 | V | -64.7 | 1.60 | 7.90 | -58.40 | -13 | 45.40 |
| 2122.50 | 45.93 | 130 | 1.4 | H | -55.2 | 1.30 | 9.70 | -46.80 | -13 | 33.80 |
| 2122.50 | 44.16 | 323 | 2.0 | V | -57.8 | 1.30 | 9.70 | -49.40 | -13 | 36.40 |
| 2830.00 | 44.59 | 272 | 2.3 | H | -59.4 | 1.80 | 10.50 | -50.70 | -13 | 37.70 |
| 2830.00 | 44.15 | 50 | 1.1 | V | -59.5 | 1.80 | 10.50 | -50.80 | -13 | 37.80 |
| 5MHz, High channel | | | | | | | | | | |
| 953.6 | 30.54 | 89 | 2.1 | H | -66.0 | 1.36 | 0.0 | -67.36 | -13 | 54.36 |
| 953.6 | 31.83 | 335 | 1.5 | V | -62.2 | 1.36 | 0.0 | -63.56 | -13 | 50.56 |
| 1430.60 | 46.25 | 118 | 2.3 | H | -61.9 | 1.60 | 7.90 | -55.60 | -13 | 42.60 |
| 1430.60 | 45.28 | 258 | 1.4 | V | -63.2 | 1.60 | 7.90 | -56.90 | -13 | 43.90 |
| 2145.90 | 50.42 | 189 | 2.5 | H | -50.7 | 1.30 | 9.70 | -42.30 | -13 | 29.30 |
| 2145.90 | 45.28 | 230 | 1.9 | V | -56.7 | 1.30 | 9.70 | -48.30 | -13 | 35.30 |
| 2861.20 | 44.25 | 33 | 1.8 | H | -60.4 | 1.70 | 10.70 | -51.40 | -13 | 38.40 |
| 2861.20 | 44.21 | 338 | 1.4 | V | -60.5 | 1.70 | 10.70 | -51.50 | -13 | 38.50 |

| Frequency (MHz) | Receiver Reading (dBµV) | Turntable Angle Degree | Rx Antenna | | Substituted | | | Absolute Level (dBm) | Limit (dBm) | Margin (dB) |
|--------------------------------------|-------------------------------|------------------------------|---------------|----------------|----------------|-----------------------|------------------------------|----------------------------|----------------|----------------|
| | | | Height (m) | Polar (H/V) | Level (dBm) | Cable Loss (dB) | Antenna Gain (dBd/dBi) | | | |
| Band 13 | | | | | | | | | | |
| Test frequency range: 30 MHz ~ 10GHz | | | | | | | | | | |
| 5MHz, Low channel | | | | | | | | | | |
| 952.8 | 30.42 | 116 | 1.1 | H | -66.1 | 1.36 | 0.0 | -67.46 | -13 | 54.46 |
| 952.8 | 31.77 | 175 | 2.0 | V | -62.3 | 1.36 | 0.0 | -63.66 | -13 | 50.66 |
| 1559.00 | 47.77 | 8 | 1.2 | H | -60.3 | 1.40 | 8.70 | -53.00 | -40 | 13.00 |
| 1559.00 | 45.27 | 243 | 2.1 | V | -62.6 | 1.40 | 8.70 | -55.30 | -40 | 15.30 |
| 2338.50 | 50.71 | 273 | 1.4 | H | -54.6 | 1.30 | 10.00 | -45.90 | -13 | 32.90 |
| 2338.50 | 45.07 | 224 | 1.9 | V | -60.1 | 1.30 | 10.00 | -51.40 | -13 | 38.40 |
| 3118.00 | 44.52 | 168 | 1.1 | H | -57.1 | 1.70 | 11.30 | -47.50 | -13 | 34.50 |
| 3118.00 | 44.09 | 9 | 1.6 | V | -57.4 | 1.70 | 11.30 | -47.80 | -13 | 34.80 |
| 5MHz, Middle channel | | | | | | | | | | |
| 949.5 | 30.47 | 222 | 1.6 | H | -66.0 | 1.36 | 0.0 | -67.36 | -13 | 54.36 |
| 949.5 | 31.78 | 295 | 1.8 | V | -62.3 | 1.36 | 0.0 | -63.66 | -13 | 50.66 |
| 1564.00 | 47.25 | 25 | 1.7 | H | -60.8 | 1.40 | 8.70 | -53.50 | -40 | 13.50 |
| 1564.00 | 44.85 | 118 | 1.1 | V | -63.0 | 1.40 | 8.70 | -55.70 | -40 | 15.70 |
| 2346.00 | 50.59 | 263 | 1.1 | H | -54.7 | 1.30 | 10.00 | -46.00 | -13 | 33.00 |
| 2346.00 | 44.29 | 121 | 2.3 | V | -60.9 | 1.30 | 10.00 | -52.20 | -13 | 39.20 |
| 3128.00 | 44.24 | 248 | 1.2 | H | -57.3 | 1.70 | 11.30 | -47.70 | -13 | 34.70 |
| 3128.00 | 44.38 | 302 | 2.0 | V | -57.1 | 1.70 | 11.30 | -47.50 | -13 | 34.50 |
| 5MHz, High channel | | | | | | | | | | |
| 950.1 | 30.27 | 187 | 1.8 | H | -66.2 | 1.36 | 0.0 | -67.56 | -13 | 54.56 |
| 950.1 | 31.58 | 252 | 1.1 | V | -62.5 | 1.36 | 0.0 | -63.86 | -13 | 50.86 |
| 1569.00 | 46.25 | 124 | 2.4 | H | -61.8 | 1.40 | 8.70 | -54.50 | -40 | 14.50 |
| 1569.00 | 45.02 | 121 | 1.7 | V | -62.8 | 1.40 | 8.70 | -55.50 | -40 | 15.50 |
| 2353.50 | 51.23 | 302 | 2.4 | H | -53.1 | 2.30 | 10.10 | -45.30 | -13 | 32.30 |
| 2353.50 | 44.75 | 1 | 2.4 | V | -58.6 | 2.30 | 10.10 | -50.80 | -13 | 37.80 |
| 3138.00 | 44.35 | 199 | 2.0 | H | -57.2 | 1.70 | 11.30 | -47.60 | -13 | 34.60 |
| 3138.00 | 44.21 | 229 | 1.7 | V | -57.2 | 1.70 | 11.30 | -47.60 | -13 | 34.60 |

| Frequency (MHz) | Receiver Reading (dBμV) | Turntable Angle Degree | Rx Antenna | | Substituted | | | Absolute Level (dBm) | Limit (dBm) | Margin (dB) |
|--------------------------------------|-------------------------------|------------------------------|---------------|----------------|----------------|-----------------------|------------------------------|----------------------------|----------------|----------------|
| | | | Height (m) | Polar (H/V) | Level (dBm) | Cable Loss (dB) | Antenna Gain (dBd/dBi) | | | |
| Band 14 | | | | | | | | | | |
| Test frequency range: 30 MHz ~ 10GHz | | | | | | | | | | |
| 5MHz, Low channel | | | | | | | | | | |
| 955.3 | 30.36 | 140 | 2.1 | H | -66.1 | 1.36 | 0.0 | -67.46 | -13 | 54.46 |
| 955.3 | 31.64 | 61 | 2.4 | V | -62.4 | 1.36 | 0.0 | -63.76 | -13 | 50.76 |
| 1581.00 | 44.01 | 238 | 1.3 | H | -64.1 | 1.40 | 8.70 | -56.80 | -40 | 16.80 |
| 1581.00 | 43.82 | 314 | 1.1 | V | -64.0 | 1.40 | 8.70 | -56.70 | -40 | 16.70 |
| 5MHz, Middle channel | | | | | | | | | | |
| 950.6 | 30.25 | 287 | 1.8 | H | -66.3 | 1.36 | 0.0 | -67.66 | -13 | 54.66 |
| 950.6 | 31.75 | 100 | 2.0 | V | -62.3 | 1.36 | 0.0 | -63.66 | -13 | 50.66 |
| 1586.00 | 43.58 | 259 | 1.7 | H | -64.5 | 1.40 | 8.70 | -57.20 | -40 | 17.20 |
| 1586.00 | 43.67 | 204 | 2.1 | V | -64.2 | 1.40 | 8.70 | -56.90 | -40 | 16.90 |
| 5MHz, High channel | | | | | | | | | | |
| 958.8 | 30.74 | 119 | 2.2 | H | -65.8 | 1.36 | 0.0 | -67.16 | -13 | 54.16 |
| 958.8 | 31.83 | 349 | 1.9 | V | -62.2 | 1.36 | 0.0 | -63.56 | -13 | 50.56 |
| 1591.00 | 44.29 | 42 | 2.2 | H | -63.8 | 1.40 | 8.70 | -56.50 | -40 | 16.50 |
| 1591.00 | 43.76 | 297 | 2.0 | V | -64.1 | 1.40 | 8.70 | -56.80 | -40 | 16.80 |

| Frequency (MHz) | Receiver Reading (dBµV) | Turntable Angle Degree | Rx Antenna | | Substituted | | | Absolute Level (dBm) | Limit (dBm) | Margin (dB) |
|--------------------------------------|-------------------------------|------------------------------|---------------|----------------|----------------|-----------------------|------------------------------|----------------------------|----------------|----------------|
| | | | Height (m) | Polar (H/V) | Level (dBm) | Cable Loss (dB) | Antenna Gain (dBd/dBi) | | | |
| Band 25 | | | | | | | | | | |
| Test frequency range: 30 MHz ~ 20GHz | | | | | | | | | | |
| 5MHz, Low channel | | | | | | | | | | |
| 953.8 | 30.78 | 212 | 2.0 | H | -65.7 | 1.36 | 0.0 | -67.06 | -13 | 54.06 |
| 953.8 | 31.57 | 148 | 1.0 | V | -62.5 | 1.36 | 0.0 | -63.86 | -13 | 50.86 |
| 3701.40 | 44.85 | 99 | 1.8 | H | -57.0 | 1.60 | 11.90 | -46.70 | -13 | 33.70 |
| 3701.40 | 44.57 | 78 | 1.2 | V | -56.7 | 1.60 | 11.90 | -46.40 | -13 | 33.40 |
| 5MHz, Middle Channel | | | | | | | | | | |
| 952.9 | 30.71 | 144 | 1.8 | H | -65.8 | 1.36 | 0.0 | -67.16 | -13 | 54.16 |
| 952.9 | 31.52 | 211 | 1.5 | V | -62.5 | 1.36 | 0.0 | -63.86 | -13 | 50.86 |
| 3765.00 | 45.67 | 36 | 2.2 | H | -56.4 | 1.50 | 11.80 | -46.10 | -13 | 33.10 |
| 3765.00 | 44.74 | 119 | 2.0 | V | -56.8 | 1.50 | 11.80 | -46.50 | -13 | 33.50 |
| 5MHz, High Channel | | | | | | | | | | |
| 956.8 | 30.66 | 352 | 1.9 | H | -65.8 | 1.36 | 0.0 | -67.16 | -13 | 54.16 |
| 956.8 | 31.45 | 104 | 2.4 | V | -62.6 | 1.36 | 0.0 | -63.96 | -13 | 50.96 |
| 3828.60 | 44.84 | 23 | 1.7 | H | -57.2 | 1.50 | 11.80 | -46.90 | -13 | 33.90 |
| 3828.60 | 44.36 | 64 | 2.1 | V | -57.2 | 1.50 | 11.80 | -46.90 | -13 | 33.90 |

| Frequency (MHz) | Receiver Reading (dBµV) | Turntable Angle Degree | Rx Antenna | | Substituted | | | Absolute Level (dBm) | Limit (dBm) | Margin (dB) |
|--------------------------------------|-------------------------------|------------------------------|---------------|----------------|----------------|-----------------------|------------------------------|----------------------------|----------------|----------------|
| | | | Height (m) | Polar (H/V) | Level (dBm) | Cable Loss (dB) | Antenna Gain (dBd/dBi) | | | |
| Band 26 | | | | | | | | | | |
| Test frequency range: 30 MHz ~ 10GHz | | | | | | | | | | |
| 5MHz, Low channel | | | | | | | | | | |
| 952.8 | 30.34 | 175 | 1.5 | H | -66.2 | 1.36 | 0.0 | -67.56 | -13 | 54.56 |
| 952.8 | 31.68 | 253 | 2.2 | V | -62.4 | 1.36 | 0.0 | -63.76 | -13 | 50.76 |
| 1629.40 | 52.07 | 231 | 1.3 | H | -56.0 | 1.40 | 8.70 | -48.70 | -13 | 35.70 |
| 1629.40 | 46.44 | 268 | 1.5 | V | -61.4 | 1.40 | 8.70 | -54.10 | -13 | 41.10 |
| 2444.10 | 48.68 | 99 | 2.4 | H | -55.7 | 2.30 | 10.10 | -47.90 | -13 | 34.90 |
| 2444.10 | 47.24 | 283 | 1.6 | V | -56.1 | 2.30 | 10.10 | -48.30 | -13 | 35.30 |
| 3258.80 | 44.22 | 70 | 2.2 | H | -56.7 | 1.50 | 11.70 | -46.50 | -13 | 33.50 |
| 3258.80 | 44.04 | 205 | 1.2 | V | -56.9 | 1.50 | 11.70 | -46.70 | -13 | 33.70 |
| 5MHz, Middle Channel | | | | | | | | | | |
| 952.6 | 30.52 | 211 | 1.4 | H | -66.0 | 1.36 | 0.0 | -67.36 | -13 | 54.36 |
| 952.6 | 31.45 | 265 | 2.1 | V | -62.6 | 1.36 | 0.0 | -63.96 | -13 | 50.96 |
| 1663.00 | 50.91 | 190 | 1.8 | H | -55.4 | 1.30 | 8.90 | -47.80 | -13 | 34.80 |
| 1663.00 | 47.43 | 208 | 1.1 | V | -58.3 | 1.30 | 8.90 | -50.70 | -13 | 37.70 |
| 2494.50 | 49.25 | 308 | 1.2 | H | -54.1 | 2.60 | 10.20 | -46.50 | -13 | 33.50 |
| 2494.50 | 45.77 | 260 | 1.3 | V | -57.0 | 2.60 | 10.20 | -49.40 | -13 | 36.40 |
| 3326.00 | 44.74 | 21 | 2.1 | H | -56.2 | 1.50 | 11.70 | -46.00 | -13 | 33.00 |
| 3326.00 | 44.53 | 180 | 2.2 | V | -56.4 | 1.50 | 11.70 | -46.20 | -13 | 33.20 |
| 5MHz, High Channel | | | | | | | | | | |
| 956.6 | 30.68 | 100 | 2.3 | H | -65.8 | 1.36 | 0.0 | -67.16 | -13 | 54.16 |
| 956.6 | 31.49 | 123 | 1.1 | V | -62.6 | 1.36 | 0.0 | -63.96 | -13 | 50.96 |
| 1696.60 | 54.79 | 235 | 1.7 | H | -51.5 | 1.30 | 8.90 | -43.90 | -13 | 30.90 |
| 1696.60 | 45.13 | 44 | 2.5 | V | -60.6 | 1.30 | 8.90 | -53.00 | -13 | 40.00 |
| 2544.90 | 44.25 | 177 | 1.5 | H | -59.1 | 2.60 | 10.20 | -51.50 | -13 | 38.50 |
| 2544.90 | 43.86 | 261 | 2.0 | V | -58.9 | 2.60 | 10.20 | -51.30 | -13 | 38.30 |
| 3393.20 | 44.22 | 207 | 2.3 | H | -57.0 | 1.40 | 11.80 | -46.60 | -13 | 33.60 |
| 3393.20 | 44.04 | 8 | 1.9 | V | -57.0 | 1.40 | 11.80 | -46.60 | -13 | 33.60 |

| Frequency (MHz) | Receiver Reading (dBµV) | Turntable Angle Degree | Rx Antenna | | Substituted | | | Absolute Level (dBm) | Limit (dBm) | Margin (dB) |
|--|-------------------------------|------------------------------|---------------|----------------|----------------|-----------------------|------------------------------|----------------------------|----------------|----------------|
| | | | Height (m) | Polar (H/V) | Level (dBm) | Cable Loss (dB) | Antenna Gain (dBd/dBi) | | | |
| Band 30 | | | | | | | | | | |
| Test frequency range: 30 MHz ~ 26.5GHz | | | | | | | | | | |
| 5MHz, Low channel | | | | | | | | | | |
| 957.7 | 30.74 | 172 | 1.7 | H | -65.8 | 1.36 | 0.0 | -67.16 | -40 | 27.16 |
| 957.7 | 31.82 | 270 | 1.9 | V | -62.2 | 1.36 | 0.0 | -63.56 | -40 | 23.56 |
| 4615.00 | 45.05 | 275 | 1.4 | H | -56.1 | 1.60 | 12.00 | -45.70 | -40 | 5.70 |
| 4615.00 | 46.43 | 63 | 2.3 | V | -53.5 | 1.60 | 12.00 | -43.10 | -40 | 3.10 |
| 5MHz, Middle Channel | | | | | | | | | | |
| 958.7 | 30.21 | 111 | 1.4 | H | -66.3 | 1.36 | 0.0 | -67.66 | -40 | 27.66 |
| 958.7 | 31.66 | 214 | 1.8 | V | -62.4 | 1.36 | 0.0 | -63.76 | -40 | 23.76 |
| 4620.00 | 45.22 | 302 | 2.3 | H | -55.7 | 1.60 | 12.00 | -45.30 | -40 | 5.30 |
| 4620.00 | 46.29 | 111 | 1.4 | V | -53.7 | 1.60 | 12.00 | -43.30 | -40 | 3.30 |
| 5MHz, High Channel | | | | | | | | | | |
| 959.9 | 30.24 | 277 | 1.9 | H | -66.3 | 1.36 | 0.0 | -67.66 | -40 | 27.66 |
| 959.9 | 31.88 | 274 | 1.1 | V | -62.2 | 1.36 | 0.0 | -63.56 | -40 | 23.56 |
| 4625.00 | 45.33 | 214 | 1.4 | H | -55.8 | 1.60 | 12.00 | -45.40 | -40 | 5.40 |
| 4625.00 | 46.57 | 196 | 1.7 | V | -53.4 | 1.60 | 12.00 | -43.00 | -40 | 3.00 |

| Frequency (MHz) | Receiver Reading (dBμV) | Turntable Angle Degree | Rx Antenna | | Substituted | | | Absolute Level (dBm) | Limit (dBm) | Margin (dB) |
|--|-------------------------------|------------------------------|---------------|----------------|----------------|-----------------------|------------------------------|----------------------------|----------------|----------------|
| | | | Height (m) | Polar (H/V) | Level (dBm) | Cable Loss (dB) | Antenna Gain (dBd/dBi) | | | |
| Band 41 | | | | | | | | | | |
| Test frequency range: 30 MHz ~ 26.5GHz | | | | | | | | | | |
| 5MHz, Low channel | | | | | | | | | | |
| 960.5 | 30.76 | 280 | 1.4 | H | -65.7 | 1.36 | 0.0 | -67.06 | -25 | 42.06 |
| 960.5 | 31.83 | 323 | 1.4 | V | -62.2 | 1.36 | 0.0 | -63.56 | -25 | 38.56 |
| 4997.00 | 43.84 | 357 | 1.2 | H | -56.8 | 1.70 | 12.00 | -46.50 | -25 | 21.50 |
| 4997.00 | 43.77 | 196 | 1.5 | V | -56.3 | 1.70 | 12.00 | -46.00 | -25 | 21.00 |
| 7495.50 | 45.44 | 288 | 1.6 | H | -50.5 | 1.90 | 10.70 | -41.70 | -25 | 16.70 |
| 7495.50 | 44.07 | 45 | 1.9 | V | -51.4 | 1.90 | 10.70 | -42.60 | -25 | 17.60 |
| 5MHz, Middle Channel | | | | | | | | | | |
| 960.9 | 30.33 | 347 | 2.3 | H | -66.2 | 1.36 | 0.0 | -67.56 | -25 | 42.56 |
| 960.9 | 31.78 | 194 | 2.5 | V | -62.3 | 1.36 | 0.0 | -63.66 | -25 | 38.66 |
| 5186.00 | 44.21 | 153 | 1.3 | H | -55.9 | 1.60 | 12.10 | -45.40 | -25 | 20.40 |
| 5186.00 | 43.72 | 170 | 1.9 | V | -55.9 | 1.60 | 12.10 | -45.40 | -25 | 20.40 |
| 7779.00 | 44.86 | 102 | 2.0 | H | -51.4 | 2.00 | 10.50 | -42.90 | -25 | 17.90 |
| 7779.00 | 44.63 | 28 | 1.1 | V | -51.6 | 2.00 | 10.50 | -43.10 | -25 | 18.10 |
| 5MHz, High Channel | | | | | | | | | | |
| 950.6 | 30.56 | 196 | 2.4 | H | -65.9 | 1.36 | 0.0 | -67.26 | -25 | 42.26 |
| 950.6 | 31.49 | 28 | 1.9 | V | -62.6 | 1.36 | 0.0 | -63.96 | -25 | 38.96 |
| 5375.00 | 45.21 | 149 | 1.2 | H | -54.8 | 1.60 | 12.30 | -44.10 | -25 | 19.10 |
| 5375.00 | 45.02 | 351 | 1.7 | V | -54.2 | 1.60 | 12.30 | -43.50 | -25 | 18.50 |
| 8062.50 | 44.36 | 76 | 2.0 | H | -53.7 | 2.10 | 10.70 | -45.10 | -25 | 20.10 |
| 8062.50 | 44.62 | 215 | 2.1 | V | -53.4 | 2.10 | 10.70 | -44.80 | -25 | 19.80 |

| Frequency (MHz) | Receiver Reading (dBµV) | Turntable Angle Degree | Rx Antenna | | Substituted | | | Absolute Level (dBm) | Limit (dBm) | Margin (dB) |
|--------------------------------------|-------------------------------|------------------------------|---------------|----------------|----------------|-----------------------|------------------------------|----------------------------|----------------|----------------|
| | | | Height (m) | Polar (H/V) | Level (dBm) | Cable Loss (dB) | Antenna Gain (dBd/dBi) | | | |
| Band 66 | | | | | | | | | | |
| Test frequency range: 30 MHz ~ 20GHz | | | | | | | | | | |
| 5MHz, Low channel | | | | | | | | | | |
| 949.6 | 30.69 | 89 | 1.9 | H | -65.8 | 1.36 | 0.0 | -67.16 | -13 | 54.16 |
| 949.6 | 31.39 | 297 | 2.3 | V | -62.7 | 1.36 | 0.0 | -64.06 | -13 | 51.06 |
| 3421.40 | 46.98 | 112 | 2.0 | H | -53.8 | 1.40 | 11.80 | -43.40 | -13 | 30.40 |
| 3421.40 | 46.15 | 339 | 1.9 | V | -54.5 | 1.40 | 11.80 | -44.10 | -13 | 31.10 |
| 5MHz, Middle Channel | | | | | | | | | | |
| 958.4 | 30.59 | 25 | 1.7 | H | -65.9 | 1.36 | 0.0 | -67.26 | -13 | 54.26 |
| 958.4 | 31.48 | 3 | 2.4 | V | -62.6 | 1.36 | 0.0 | -63.96 | -13 | 50.96 |
| 3490.00 | 46.57 | 360 | 2.1 | H | -54.2 | 1.50 | 12.00 | -43.70 | -13 | 30.70 |
| 3490.00 | 45.86 | 165 | 2.3 | V | -55.6 | 1.50 | 12.00 | -45.10 | -13 | 32.10 |
| 5MHz, High Channel | | | | | | | | | | |
| 960.6 | 30.51 | 319 | 1.0 | H | -66.0 | 1.36 | 0.0 | -67.36 | -13 | 54.36 |
| 960.6 | 31.54 | 168 | 1.7 | V | -62.5 | 1.36 | 0.0 | -63.86 | -13 | 50.86 |
| 3558.60 | 46.66 | 220 | 2.0 | H | -54.9 | 1.50 | 12.10 | -44.30 | -13 | 31.30 |
| 3558.60 | 46.08 | 253 | 1.7 | V | -54.9 | 1.50 | 12.10 | -44.30 | -13 | 31.30 |

| Frequency (MHz) | Receiver Reading (dBµV) | Turntable Angle Degree | Rx Antenna | | Substituted | | | Absolute Level (dBm) | Limit (dBm) | Margin (dB) |
|-------------------------------------|-------------------------------|------------------------------|---------------|----------------|----------------|-----------------------|------------------------------|----------------------------|----------------|----------------|
| | | | Height (m) | Polar (H/V) | Level (dBm) | Cable Loss (dB) | Antenna Gain (dBd/dBi) | | | |
| Band 71 | | | | | | | | | | |
| Test frequency range: 30 MHz ~10GHz | | | | | | | | | | |
| 5MHz, Low channel | | | | | | | | | | |
| 962.9 | 30.26 | 340 | 2.4 | H | -66.2 | 1.36 | 0.0 | -67.56 | -13 | 54.56 |
| 962.9 | 31.43 | 173 | 2.3 | V | -62.6 | 1.36 | 0.0 | -63.96 | -13 | 50.96 |
| 1331.00 | 43.91 | 286 | 2.2 | H | -64.6 | 1.60 | 7.30 | -58.90 | -13 | 45.90 |
| 1331.00 | 43.79 | 180 | 2.3 | V | -64.6 | 1.60 | 7.30 | -58.90 | -13 | 45.90 |
| 1996.50 | 43.97 | 89 | 1.9 | H | -56.6 | 1.30 | 9.60 | -48.30 | -13 | 35.30 |
| 1996.50 | 44.62 | 163 | 2.2 | V | -56.3 | 1.30 | 9.60 | -48.00 | -13 | 35.00 |
| 2662.00 | 43.69 | 55 | 1.5 | H | -59.4 | 2.00 | 10.40 | -51.00 | -13 | 38.00 |
| 2662.00 | 43.71 | 209 | 2.0 | V | -59.0 | 2.00 | 10.40 | -50.60 | -13 | 37.60 |
| 5MHz, Middle Channel | | | | | | | | | | |
| 947.8 | 30.59 | 212 | 2.4 | H | -65.9 | 1.36 | 0.0 | -67.26 | -13 | 54.26 |
| 947.8 | 31.49 | 35 | 2.0 | V | -62.6 | 1.36 | 0.0 | -63.96 | -13 | 50.96 |
| 1361.00 | 44.99 | 164 | 2.1 | H | -63.2 | 1.60 | 7.90 | -56.90 | -13 | 43.90 |
| 1361.00 | 45.17 | 117 | 2.3 | V | -63.3 | 1.60 | 7.90 | -57.00 | -13 | 44.00 |
| 2041.50 | 45.58 | 42 | 1.8 | H | -55.0 | 1.30 | 9.60 | -46.70 | -13 | 33.70 |
| 2041.50 | 45.38 | 47 | 1.7 | V | -55.6 | 1.30 | 9.60 | -47.30 | -13 | 34.30 |
| 2722.00 | 43.69 | 23 | 2.1 | H | -59.4 | 2.00 | 10.40 | -51.00 | -13 | 38.00 |
| 2722.00 | 43.55 | 320 | 2.3 | V | -59.1 | 2.00 | 10.40 | -50.70 | -13 | 37.70 |
| 5MHz, High Channel | | | | | | | | | | |
| 955.5 | 30.54 | 271 | 1.1 | H | -66.0 | 1.36 | 0.0 | -67.36 | -13 | 54.36 |
| 955.5 | 31.63 | 277 | 2.0 | V | -62.4 | 1.36 | 0.0 | -63.76 | -13 | 50.76 |
| 1391.00 | 43.63 | 131 | 1.9 | H | -64.5 | 1.60 | 7.90 | -58.20 | -13 | 45.20 |
| 1391.00 | 43.87 | 358 | 2.2 | V | -64.6 | 1.60 | 7.90 | -58.30 | -13 | 45.30 |
| 2086.50 | 44.53 | 354 | 1.2 | H | -56.6 | 1.30 | 9.70 | -48.20 | -13 | 35.20 |
| 2086.50 | 43.94 | 256 | 1.1 | V | -58.0 | 1.30 | 9.70 | -49.60 | -13 | 36.60 |
| 2782.00 | 43.91 | 238 | 1.7 | H | -60.0 | 1.80 | 10.50 | -51.30 | -13 | 38.30 |
| 2782.00 | 43.26 | 200 | 2.4 | V | -60.4 | 1.80 | 10.50 | -51.70 | -13 | 38.70 |

Note:

Absolute Level = Substituted Level - Cable loss + Antenna Gain

Margin = Limit- Absolute Level

dBd is for the ERP, dBi is for EIRP.

FCC § 22.917 (a), § 24.238 (a), §27.53, §90.691, §90.543(e) - BAND EDGES

Applicable Standard

According to § 22.917(a), the power of any emissions outside of the authorized operating frequency ranges must be attenuated below the transmitting power (P) by a factor of at least $43 + 10 \log(P)$ dB.

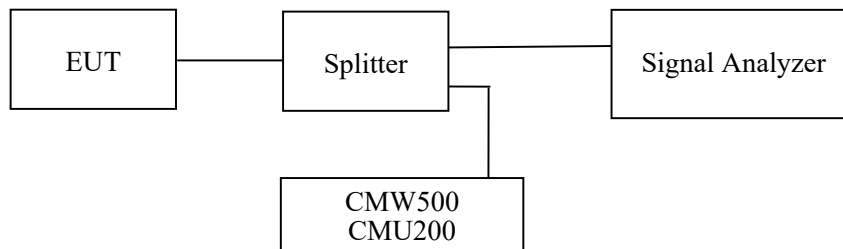
According to §24.238(a), the power of any emissions outside of the authorized operating frequency ranges must be attenuated below the transmitting power (P) by a factor of at least $43 + 10 \log(P)$ dB.

According to FCC §27.53 (c)(h)(m), the power of any emission outside of the authorized operating frequency ranges must be attenuated below the transmitting power (P) by a factor of at least $43 + 10 \log(P)$ dB.

Test Procedure

The RF output of the transmitter was connected to the input of the spectrum analyzer through sufficient attenuation.

The center of the spectrum analyzer was set to block edge frequency



Test Data

Environmental Conditions

| | |
|---------------------------|-----------------|
| Temperature: | 28~29.4 °C |
| Relative Humidity: | 52~60% |
| ATM Pressure: | 101.0~102.0 kPa |

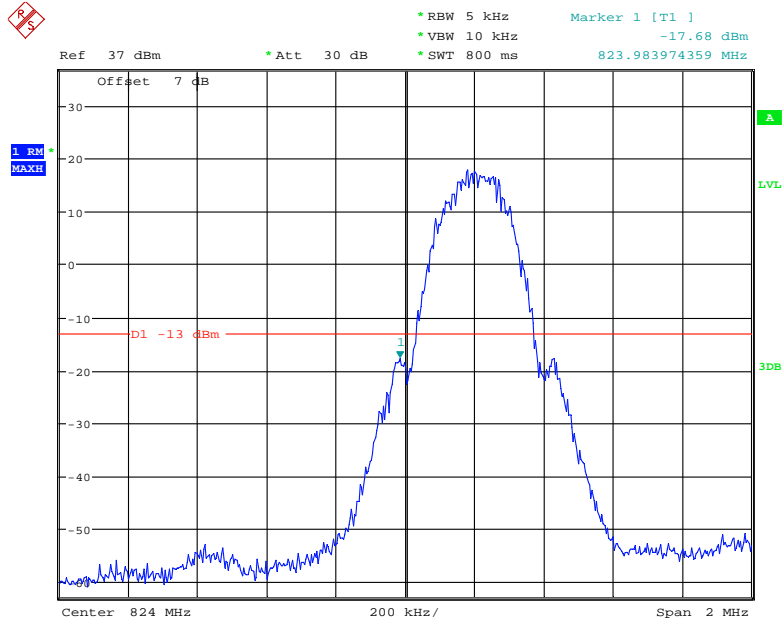
The testing was performed by Pedro Yun from 2021-07-08 to 2021-09-09.

EUT operation mode: Transmitting (Worst case)

Test Result: Pass

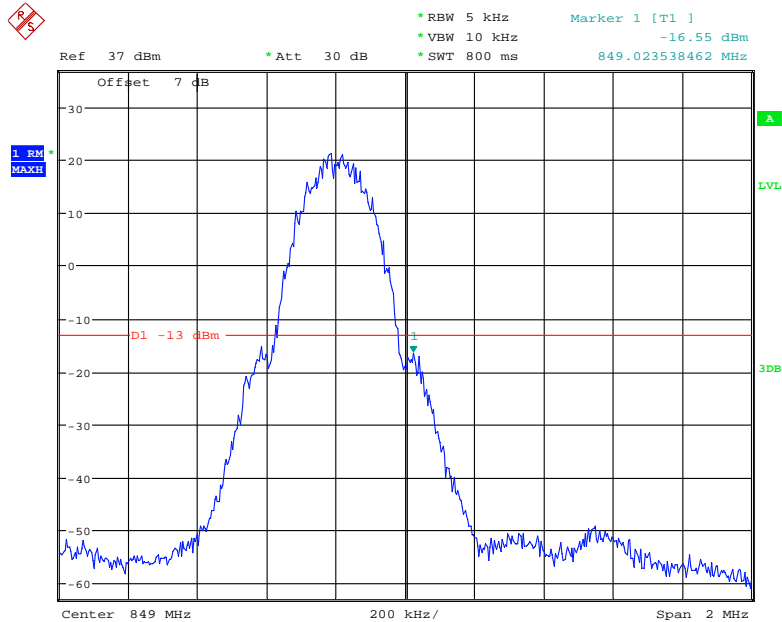
Please refer to the following plots.

Cellular Band, Left Band Edge for GPRS (GMSK) Mode



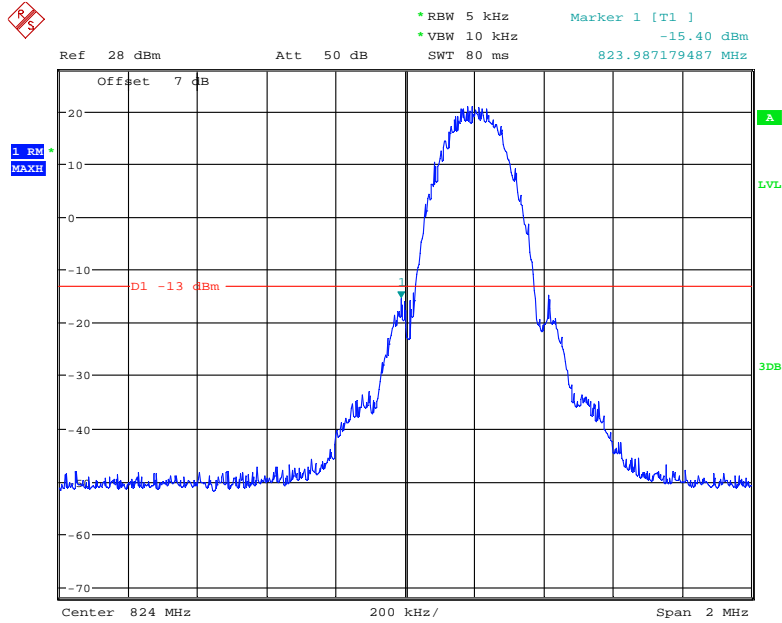
Date: 22.AUG.2021 19:50:04

Cellular Band, Right Band Edge for GPRS (GMSK) Mode



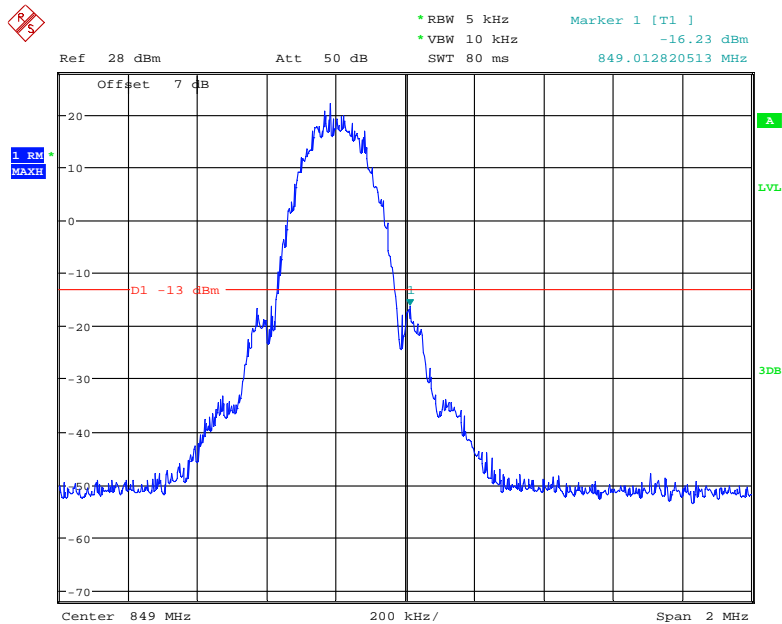
Date: 22.AUG.2021 19:49:22

Cellular Band, Left Band Edge for EGPRS (8PSK) Mode



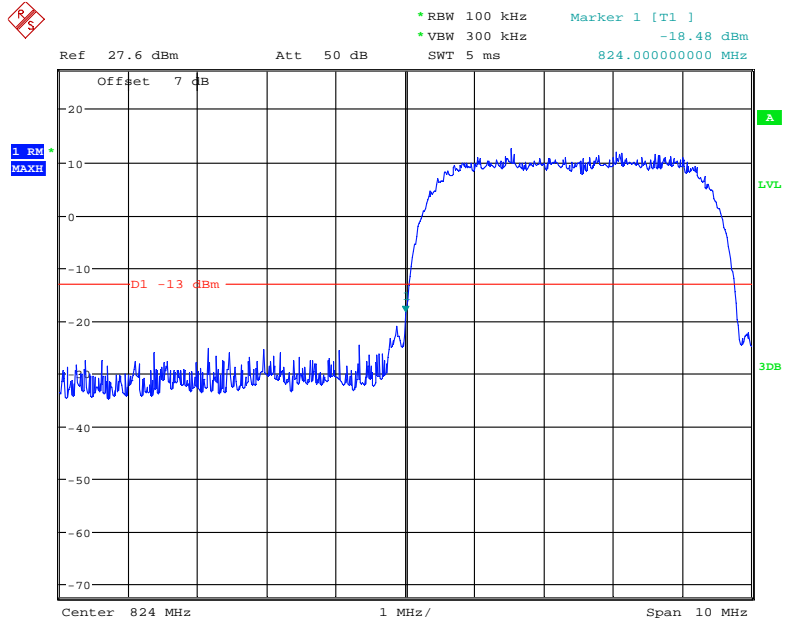
Date: 8.JUL.2021 10:53:20

Cellular Band, Right Band Edge for EGPRS (8PSK) Mode



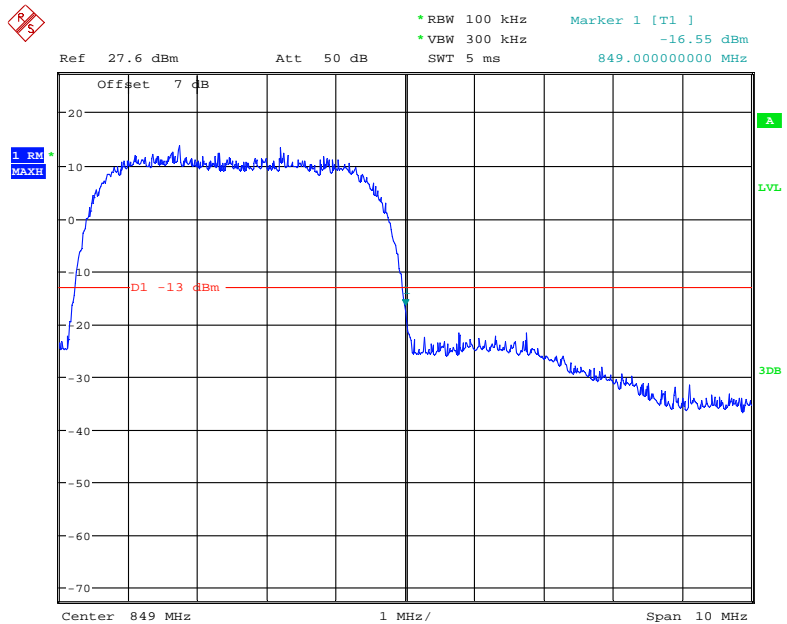
Date: 8.JUL.2021 10:55:05

Cellular Band, Left Band Edge for RMC (BPSK) Mode



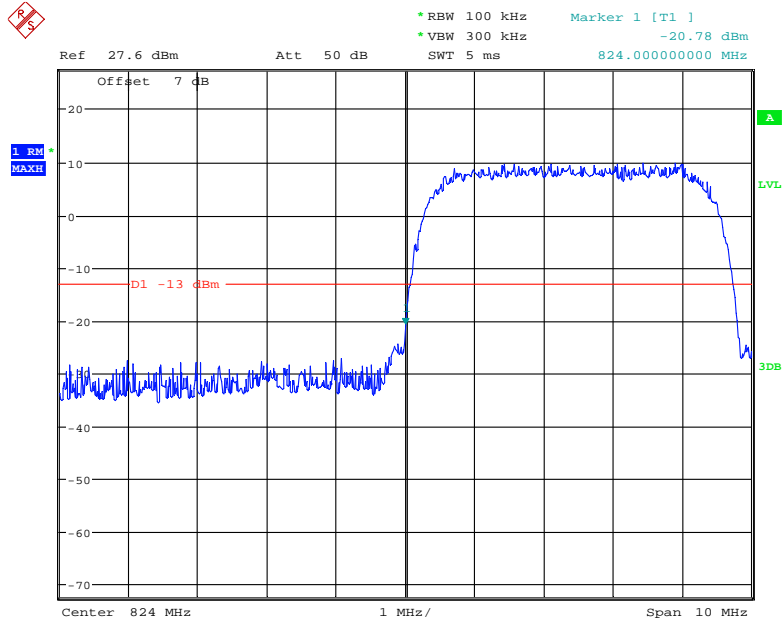
Date: 8.JUL.2021 13:57:21

Cellular Band, Right Band Edge for RMC (BPSK) Mode



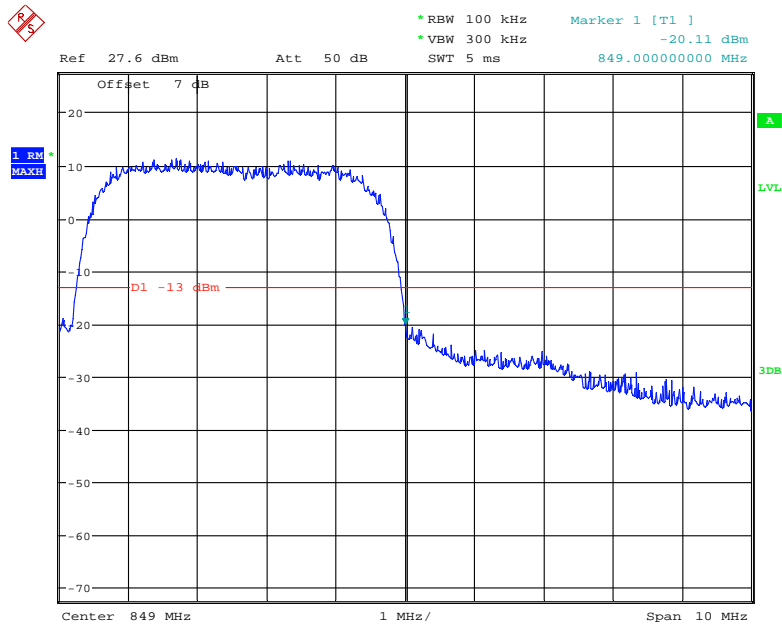
Date: 8.JUL.2021 13:56:16

Cellular Band, Left Band Edge for HSDPA (16QAM) Mode



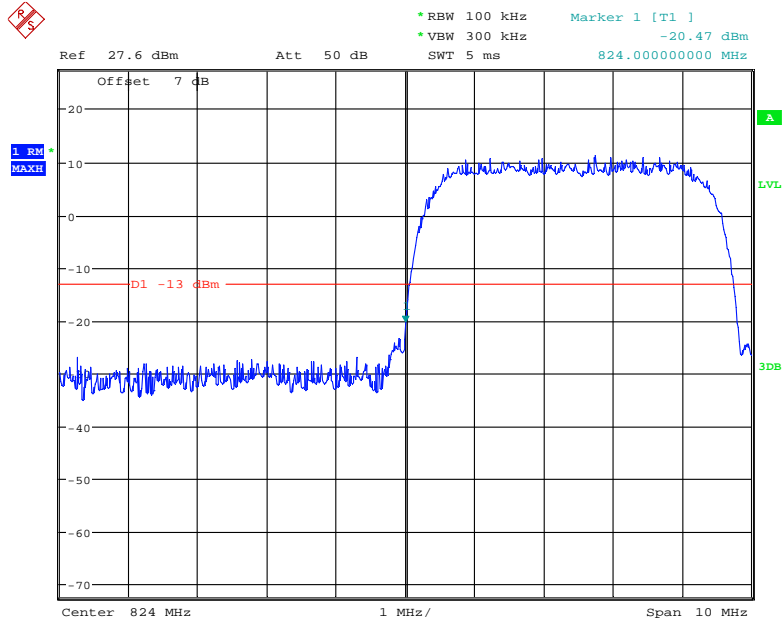
Date: 8.JUL.2021 13:59:35

Cellular Band, Right Band Edge for HSDPA (16QAM) Mode



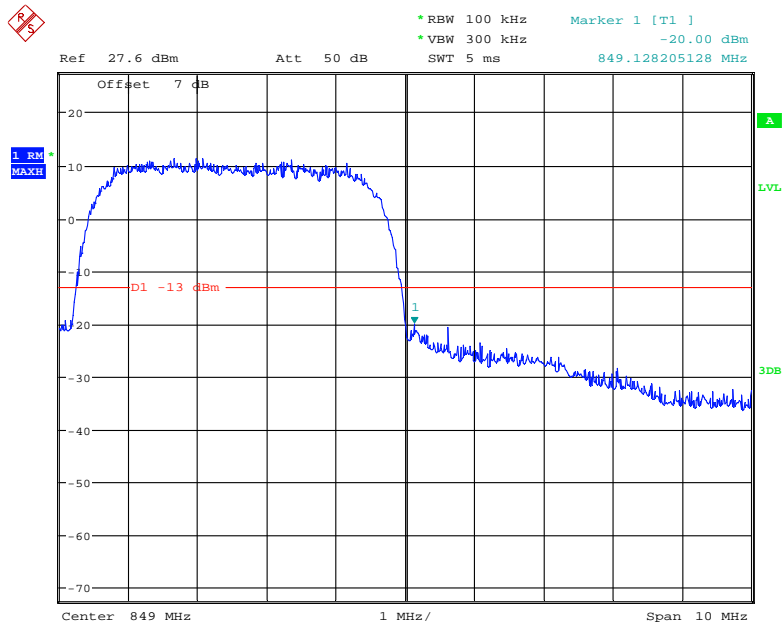
Date: 8.JUL.2021 14:00:46

Cellular Band, Left Band Edge for HSUPA (BPSK) Mode



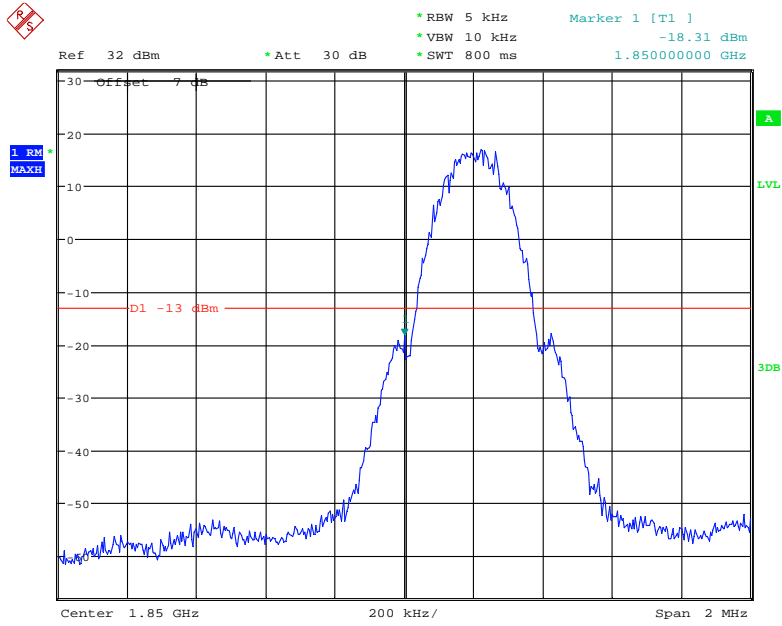
Date: 8.JUL.2021 14:03:31

Cellular Band, Right Band Edge for HSUPA (BPSK) Mode



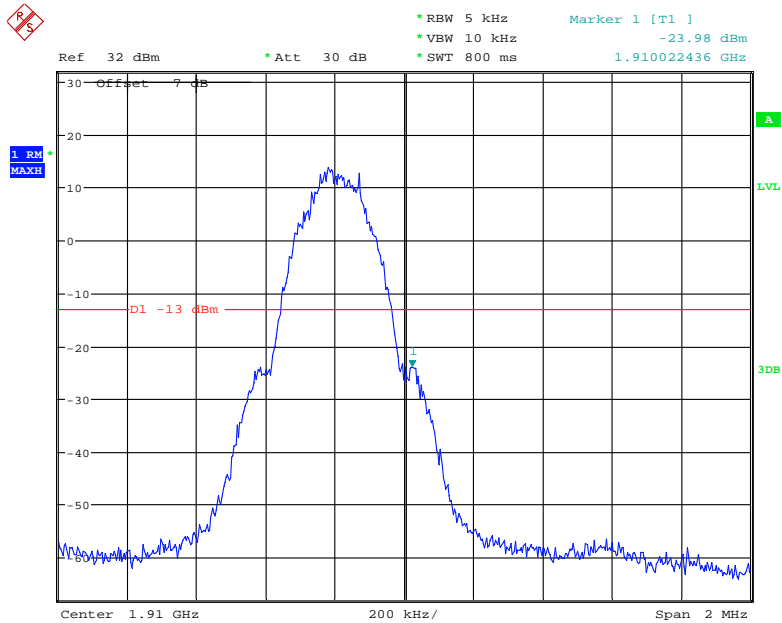
Date: 8.JUL.2021 14:01:52

PCS Band, Left Band Edge for GPRS (GMSK) Mode



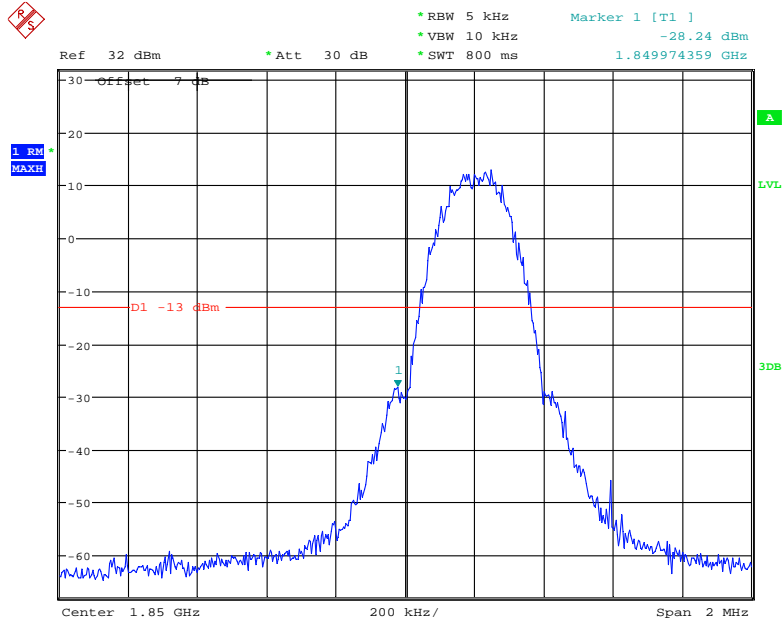
Date: 22.AUG.2021 20:06:49

PCS Band, Right Band Edge for GPRS (GMSK) Mode



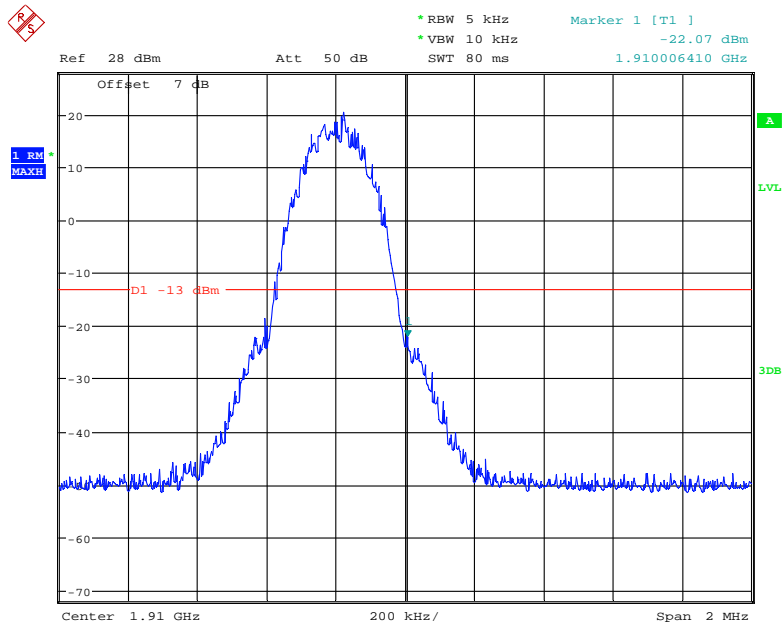
Date: 22.AUG.2021 20:06:02

PCS Band, Left Band Edge for EGPRS (8PSK) Mode



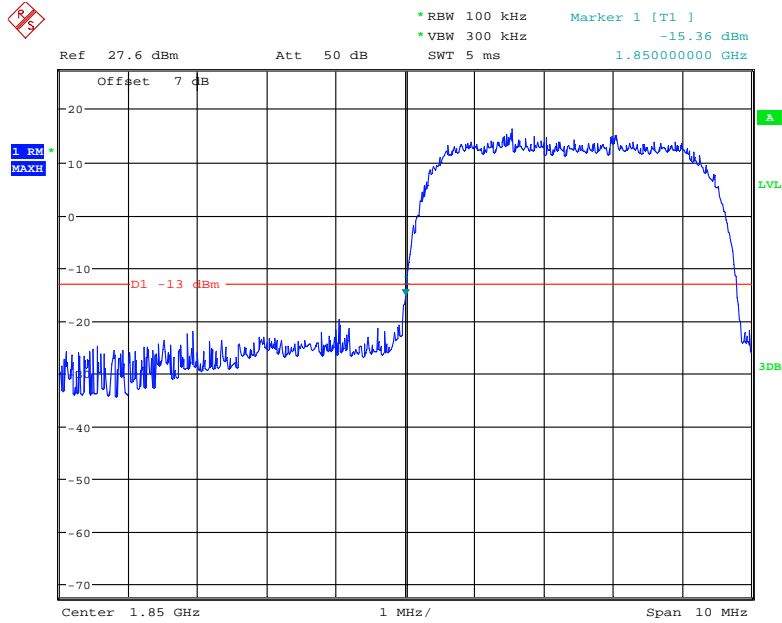
Date: 22.AUG.2021 20:08:52

PCS Band, Right Band Edge for EGPRS (8PSK) Mode



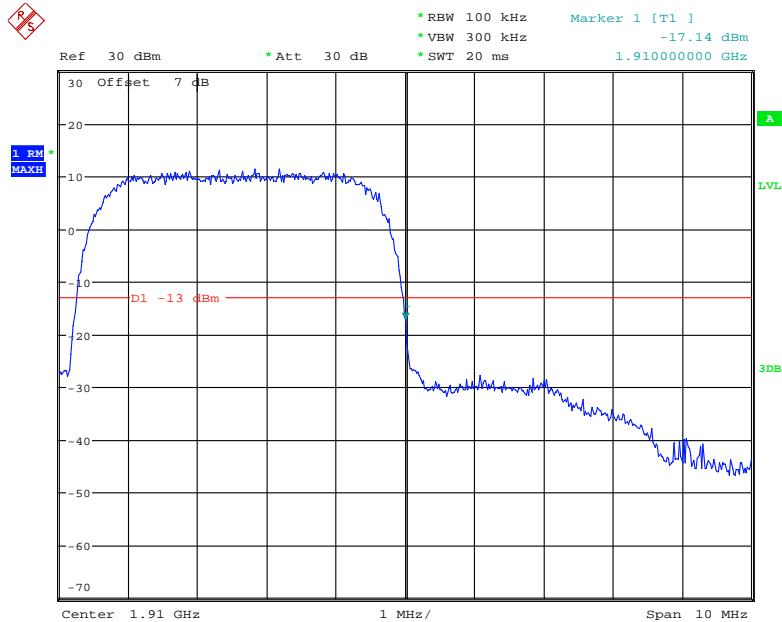
Date: 8.JUL.2021 10:59:43

PCS Band, Left Band Edge for RMC (BPSK) Mode



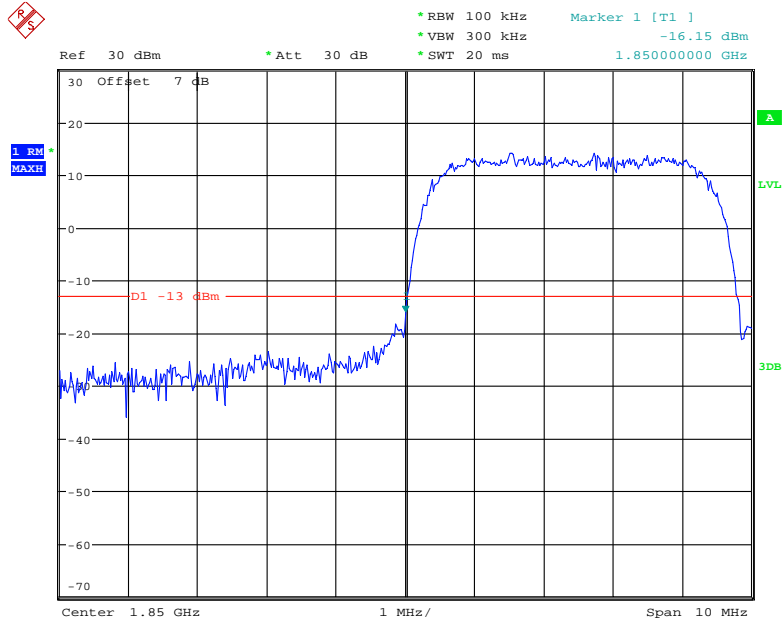
Date: 8.JUL.2021 13:53:30

PCS Band, Right Band Edge for RMC (BPSK) Mode



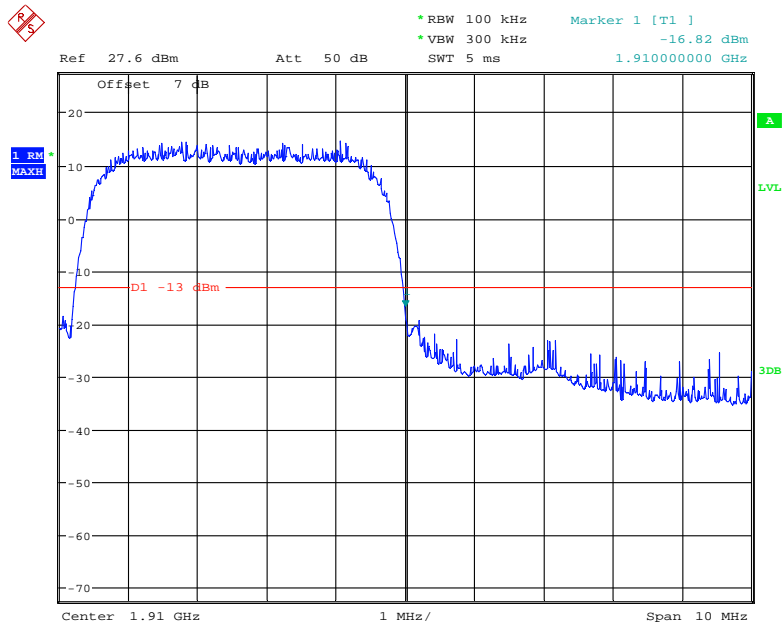
Date: 22.AUG.2021 20:17:30

PCS Band, Left Band Edge for HSDPA (16QAM) Mode



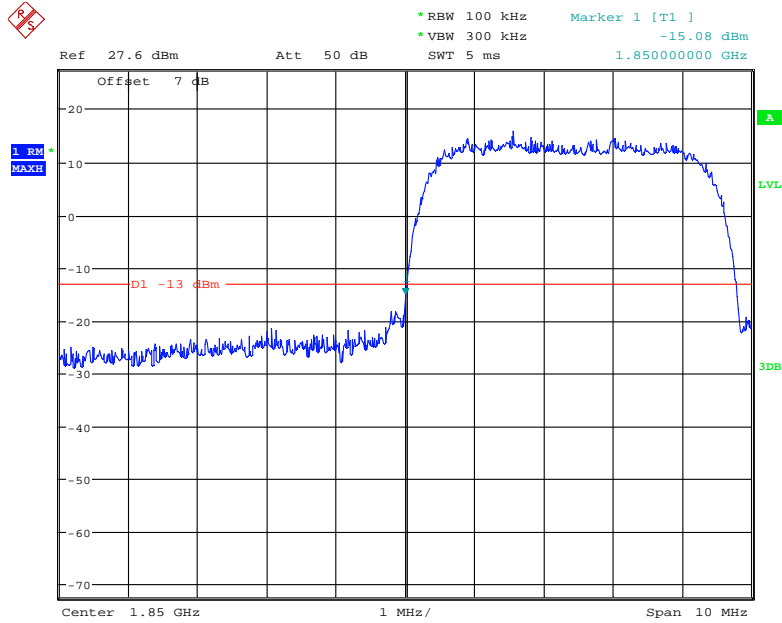
Date: 22.AUG.2021 20:16:39

PCS Band, Right Band Edge for HSDPA (16QAM) Mode



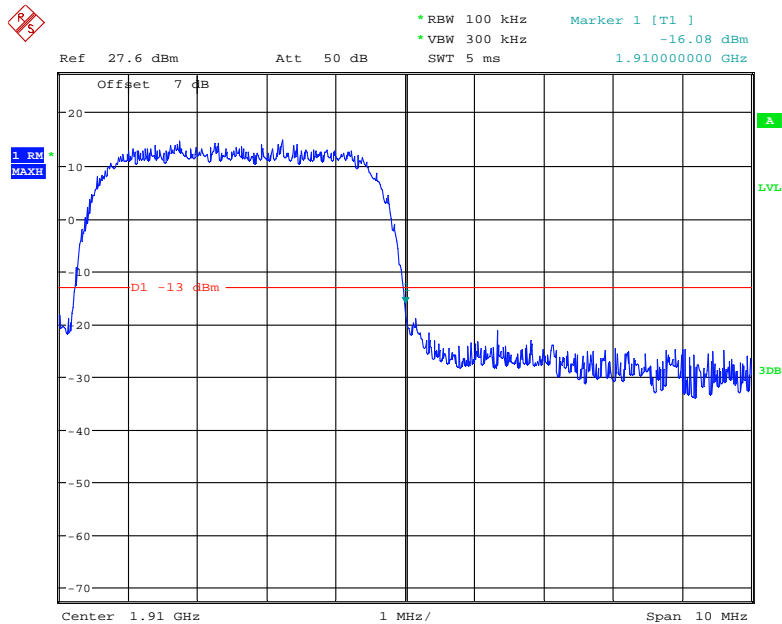
Date: 8.JUL.2021 13:51:48

PCS Band, Left Band Edge for HSUPA (BPSK) Mode



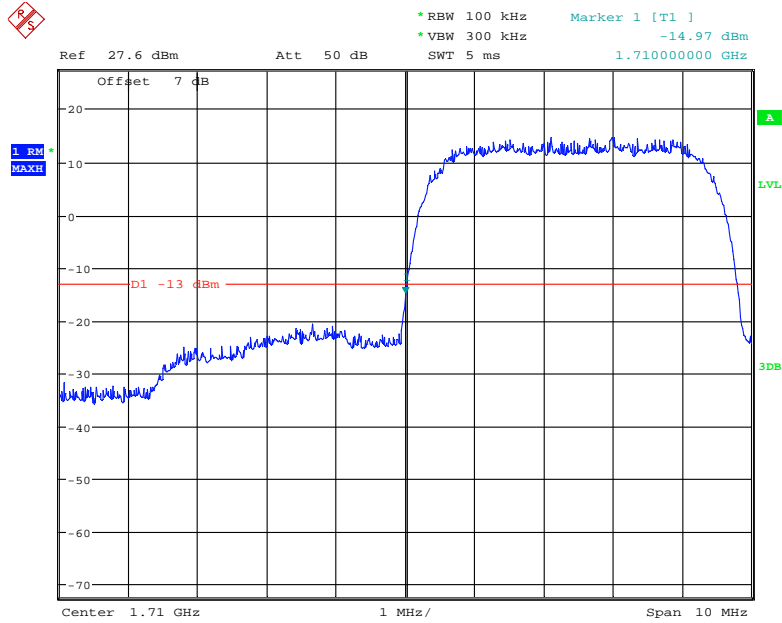
Date: 8.JUL.2021 13:46:51

PCS Band, Right Band Edge for HSUPA (BPSK) Mode



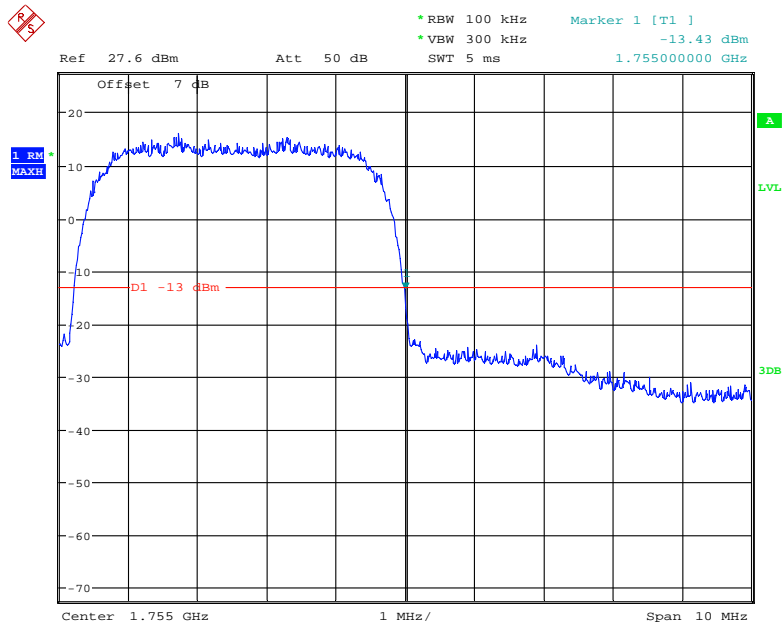
Date: 8.JUL.2021 13:50:03

AWS Band, Left Band Edge for RMC (BPSK) Mode



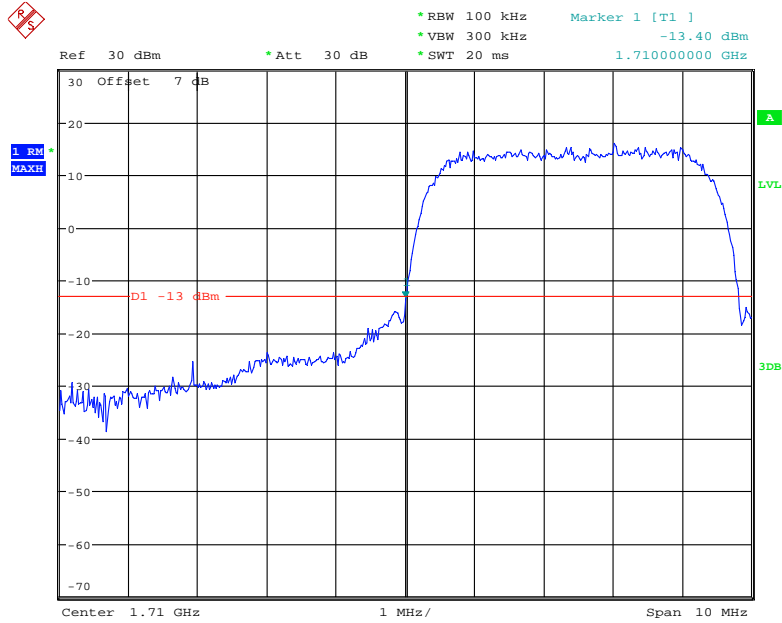
Date: 8.JUL.2021 15:56:02

AWS Band, Right Band Edge for RMC (BPSK) Mode



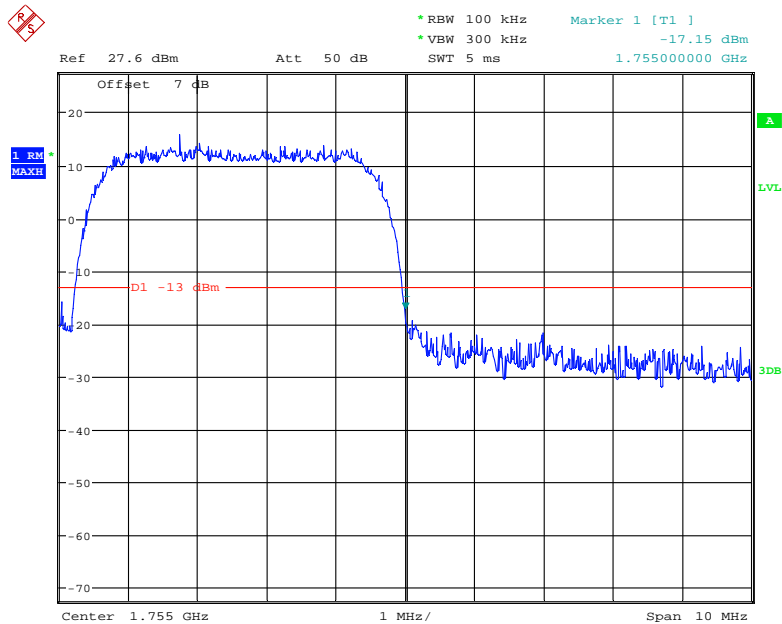
Date: 8.JUL.2021 15:56:58

AWS Band, Left Band Edge for HSDPA (16QAM) Mode



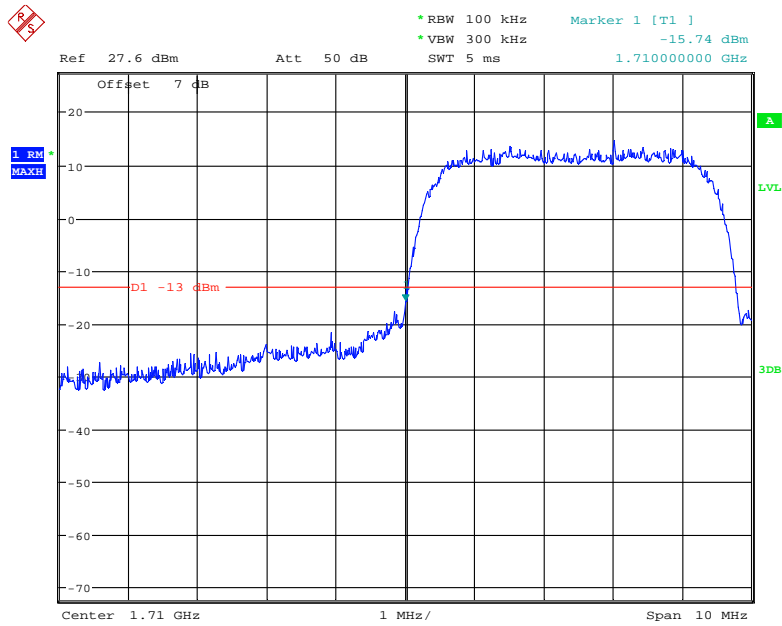
Date: 22.AUG.2021 20:19:21

AWS Band, Right Band Edge for HSDPA (16QAM) Mode



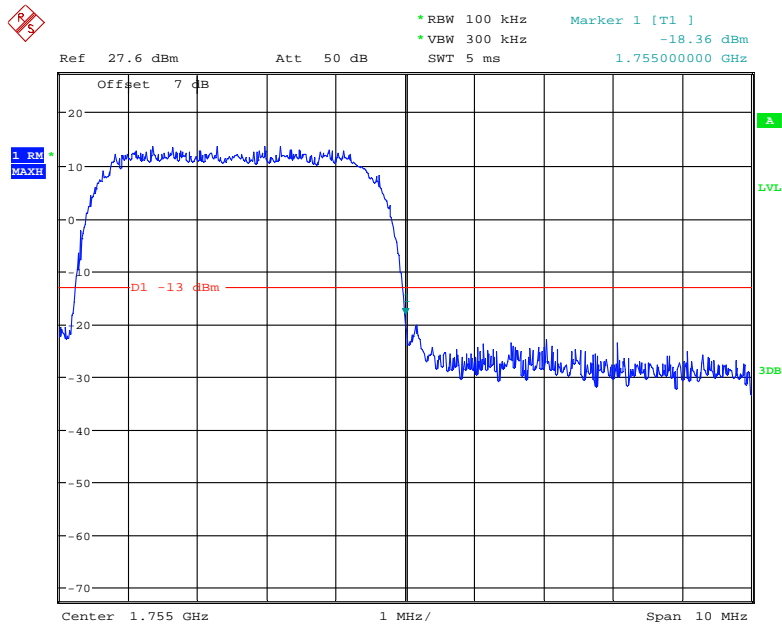
Date: 8.JUL.2021 15:58:53

AWS Band, Left Band Edge for HSUPA (BPSK) Mode



Date: 8.JUL.2021 15:54:54

AWS Band, Right Band Edge for HSUPA (BPSK) Mode



Date: 8.JUL.2021 15:52:35

The test plots of LTE bands please refer to the Appendix C.

FCC § 2.1055, § 22.355, § 24.235, §27.54, §90.213, §90.539(e)- FREQUENCY STABILITY

Applicable Standard

FCC § 2.1055, §22.355, §24.235 and & §27.54.

According to FCC §2.1055, the frequency stability shall be sufficient to ensure that the fundamental emissions stay within the authorized bands of operation.

According to §22.355, the carrier frequency of each transmitter in the Public Mobile Services must be maintained within the tolerances given in Table below:

Frequency Tolerance for Transmitters in the Public Mobile Services

| Frequency Range (MHz) | Base, fixed (ppm) | Mobile ≤ 3 watts (ppm) | Mobile > 3 watts (ppm) |
|-----------------------|-------------------|------------------------|------------------------|
| 25 to 50 | 20.0 | 20.0 | 50.0 |
| 50 to 450 | 5.0 | 5.0 | 50.0 |
| 450 to 512 | 2.5 | 5.0 | 5.0 |
| 821 to 896 | 1.5 | 2.5 | 2.5 |
| 928 to 929. | 5.0 | N/A | N/A |
| 929 to 960. | 1.5 | N/A | N/A |
| 2110 to 2220 | 10.0 | N/A | N/A |

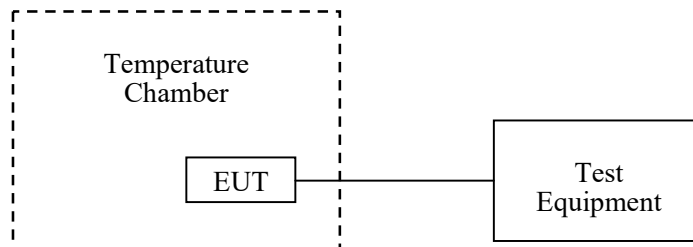
According to §24.235, the frequency stability shall be sufficient to ensure that the fundamental emissions stays within the authorized frequency block.

Test Procedure

Frequency Stability vs. Temperature: The equipment under test was connected to an external DC power supply and the RF output was connected to communication test set via feed-through attenuators. The EUT was placed inside the temperature chamber. The DC leads and RF output cable exited the chamber through an opening made for the purpose.

After the temperature stabilized for approximately 20 minutes, the frequency output was recorded from the communication test set.

Frequency Stability vs. Voltage: For hand carried, battery powered equipment; reduce primary supply voltage to the battery operating end point which shall be specified by the manufacturer.



Test Data

| | |
|---------------------------|-----------------|
| Temperature: | 28~29.4 °C |
| Relative Humidity: | 52~60% |
| ATM Pressure: | 101.0~102.0 kPa |

The testing was performed by Pedro Yun from 2021-07-08 to 2021-09-03.

EUT operation mode: Transmitting (Worst case)

Test Result: Pass

Please refer to the following tables.

Cellular Band (Part 22H)

GPRS Mode

| Middle Channel, $f_0 = 836.6\text{MHz}$ | | | | |
|---|-------------------------------------|----------------------|-----------------------|-------------|
| Temperature (°C) | Voltage Supplied (V _{DC}) | Frequency Error (Hz) | Frequency Error (ppm) | Limit (ppm) |
| -30 | 3.85 | -15 | -0.0179 | 2.5 |
| -20 | | -8 | -0.0096 | 2.5 |
| -10 | | -6 | -0.0072 | 2.5 |
| 0 | | -11 | -0.0131 | 2.5 |
| 10 | | -15 | -0.0179 | 2.5 |
| 20 | | -17 | -0.0203 | 2.5 |
| 30 | | -10 | -0.0120 | 2.5 |
| 40 | | 1 | 0.0012 | 2.5 |
| 50 | | -2 | -0.0024 | 2.5 |
| 20 | | 3.60 | 6 | 0.0072 |
| | 4.40 | 11 | 0.0131 | 2.5 |

EDGE Mode

| Middle Channel, $f_0=836.6\text{MHz}$ | | | | |
|---------------------------------------|-------------------------------------|----------------------|-----------------------|-------------|
| Temperature (°C) | Voltage Supplied (V _{DC}) | Frequency Error (Hz) | Frequency Error (ppm) | Limit (ppm) |
| -30 | 3.85 | -14 | -0.0167 | 2.5 |
| -20 | | -7 | -0.0084 | 2.5 |
| -10 | | -5 | -0.0060 | 2.5 |
| 0 | | -12 | -0.0143 | 2.5 |
| 10 | | -14 | -0.0167 | 2.5 |
| 20 | | -16 | -0.0191 | 2.5 |
| 30 | | -11 | -0.0131 | 2.5 |
| 40 | | 3 | 0.0036 | 2.5 |
| 50 | | -4 | -0.0048 | 2.5 |
| 20 | 3.60 | 5 | 0.0060 | 2.5 |
| | 4.40 | 13 | 0.0155 | 2.5 |

WCDMA Mode

| Middle Channel, $f_0=836.6\text{MHz}$ | | | | |
|---------------------------------------|-------------------------------------|----------------------|-----------------------|-------------|
| Temperature (°C) | Voltage Supplied (V _{DC}) | Frequency Error (Hz) | Frequency Error (ppm) | Limit (ppm) |
| -30 | 3.85 | 1 | 0.0012 | 2.5 |
| -20 | | 2 | 0.0024 | 2.5 |
| -10 | | 5 | 0.0060 | 2.5 |
| 0 | | 7 | 0.0084 | 2.5 |
| 10 | | 11 | 0.0131 | 2.5 |
| 20 | | 12 | 0.0143 | 2.5 |
| 30 | | 14 | 0.0167 | 2.5 |
| 40 | | 17 | 0.0203 | 2.5 |
| 50 | | 19 | 0.0227 | 2.5 |
| 20 | 3.60 | 6 | 0.0072 | 2.5 |
| | 4.40 | 10 | 0.0120 | 2.5 |

PCS Band (Part 24E)

GPRS Mode

| Middle Channel, $f_0 = 1880.0$ MHz | | | | |
|------------------------------------|-------------------------------------|----------------------|-----------------------|--------|
| Temperature (°C) | Voltage Supplied (V _{DC}) | Frequency Error (Hz) | Frequency Error (ppm) | Result |
| -30 | 3.85 | -9 | -0.0048 | Pass |
| -20 | | -8 | -0.0043 | Pass |
| -10 | | -7 | -0.0037 | Pass |
| 0 | | -24 | -0.0128 | Pass |
| 10 | | -21 | -0.0112 | Pass |
| 20 | | -21 | -0.0112 | Pass |
| 30 | | -10 | -0.0053 | Pass |
| 40 | | -9 | -0.0048 | Pass |
| 50 | | 1 | 0.0005 | Pass |
| 20 | | 3.60 | 4 | 0.0021 |
| | 4.40 | 5 | 0.0027 | Pass |

EDGE Mode

| Middle Channel, $f_0 = 1880.0$ MHz | | | | |
|------------------------------------|-------------------------------------|----------------------|-----------------------|--------|
| Temperature (°C) | Voltage Supplied (V _{DC}) | Frequency Error (Hz) | Frequency Error (ppm) | Result |
| -30 | 3.85 | -6 | -0.0032 | Pass |
| -20 | | -7 | -0.0037 | Pass |
| -10 | | -5 | -0.0027 | Pass |
| 0 | | -2 | -0.0011 | Pass |
| 10 | | -2 | -0.0011 | Pass |
| 20 | | -2 | -0.0011 | Pass |
| 30 | | 4 | 0.0021 | Pass |
| 40 | | -9 | -0.0048 | Pass |
| 50 | | 2 | 0.0011 | Pass |
| 20 | | 3.60 | 3 | 0.0016 |
| | 4.40 | 5 | 0.0027 | Pass |

WCDMA Mode

| Middle Channel, $f_0 = 1880.0$ MHz | | | | |
|------------------------------------|-------------------------------------|----------------------|-----------------------|--------|
| Temperature (°C) | Voltage Supplied (V _{DC}) | Frequency Error (Hz) | Frequency Error (ppm) | Result |
| -30 | 3.85 | -6 | -0.0032 | Pass |
| -20 | | -7 | -0.0037 | Pass |
| -10 | | -5 | -0.0027 | Pass |
| 0 | | -20 | -0.0106 | Pass |
| 10 | | -20 | -0.0106 | Pass |
| 20 | | -20 | -0.0106 | Pass |
| 30 | | -14 | -0.0074 | Pass |
| 40 | | -9 | -0.0048 | Pass |
| 50 | | 2 | 0.0011 | Pass |
| 20 | | 3.60 | 3 | 0.0016 |
| | 4.40 | 5 | 0.0027 | Pass |

AWS Band (Part 27)

| Temperature (°C) | Power Supplied (V _{DC}) | F _L (MHz) | F _H (MHz) | F _L Limit (MHz) | F _H Limit (MHz) |
|------------------|-----------------------------------|----------------------|----------------------|----------------------------|----------------------------|
| -30 | 3.85 | 1710.0473 | 1754.3792 | 1710 | 1755 |
| -20 | | 1710.0796 | 1754.2018 | 1710 | 1755 |
| -10 | | 1710.0395 | 1754.5403 | 1710 | 1755 |
| 0 | | 1710.0682 | 1754.4973 | 1710 | 1755 |
| 10 | | 1710.0490 | 1754.4925 | 1710 | 1755 |
| 20 | | 1710.1527 | 1754.5687 | 1710 | 1755 |
| 30 | | 1710.0191 | 1754.3436 | 1710 | 1755 |
| 40 | | 1710.0978 | 1754.4683 | 1710 | 1755 |
| 50 | | 1710.0326 | 1754.4586 | 1710 | 1755 |
| 20 | | 3.60 | 1710.0989 | 1754.4805 | 1710 |
| | 4.40 | 1710.1965 | 1754.4913 | 1710 | 1755 |

LTE:
QPSK:

Band 2:

| 10.0 MHz Middle Channel, $f_0 = 1880\text{MHz}$ | | | | |
|---|-------------------------------------|----------------------|-----------------------|---------|
| Temperature (°C) | Voltage Supplied (V _{DC}) | Frequency Error (Hz) | Frequency Error (ppm) | Result |
| -30 | 3.85 | -5.72 | -0.0030 | Pass |
| -20 | | -9.65 | -0.0051 | Pass |
| -10 | | -6.02 | -0.0032 | Pass |
| 0 | | 6.09 | 0.0032 | Pass |
| 10 | | 7.87 | 0.0042 | Pass |
| 20 | | 6.36 | 0.0034 | Pass |
| 30 | | -6.56 | -0.0035 | Pass |
| 40 | | 7.21 | 0.0038 | Pass |
| 50 | | -9.64 | -0.0051 | Pass |
| 20 | | 3.60 | -8.04 | -0.0043 |
| | 4.40 | -7.05 | -0.0038 | Pass |

Band 4:

| 10 MHz Bandwidth | | | | | |
|------------------|-----------------------------------|----------------------|----------------------|----------------------------|----------------------------|
| Temperature (°C) | Power Supplied (V _{DC}) | F _L (MHz) | F _H (MHz) | F _L Limit (MHz) | F _H Limit (MHz) |
| -30 | 3.85 | 1710.3452 | 1754.0747 | 1710 | 1755 |
| -20 | | 1710.2640 | 1754.0735 | 1710 | 1755 |
| -10 | | 1710.3975 | 1754.5281 | 1710 | 1755 |
| 0 | | 1710.1783 | 1754.0903 | 1710 | 1755 |
| 10 | | 1710.3370 | 1754.0999 | 1710 | 1755 |
| 20 | | 1710.3605 | 1754.0342 | 1710 | 1755 |
| 30 | | 1710.0355 | 1754.4147 | 1710 | 1755 |
| 40 | | 1710.5454 | 1754.4383 | 1710 | 1755 |
| 50 | | 1710.3629 | 1754.0189 | 1710 | 1755 |
| 20 | | 3.60 | 1710.2008 | 1754.1968 | 1710 |
| | 4.40 | 1710.2406 | 1754.0541 | 1710 | 1755 |

Band 5:

| 10.0 MHz Middle Channel, $f_0=836.5\text{MHz}$ | | | | |
|--|-------------------------------------|----------------------|-----------------------|-------------|
| Temperature (°C) | Voltage Supplied (V _{DC}) | Frequency Error (Hz) | Frequency Error (ppm) | Limit (ppm) |
| -30 | 3.85 | -8.88 | -0.0106 | 2.5 |
| -20 | | 9.27 | 0.0111 | 2.5 |
| -10 | | 8.57 | 0.0102 | 2.5 |
| 0 | | -7.28 | -0.0087 | 2.5 |
| 10 | | -5.24 | -0.0063 | 2.5 |
| 20 | | 7.06 | 0.0084 | 2.5 |
| 30 | | -5.74 | -0.0069 | 2.5 |
| 40 | | 5.40 | 0.0065 | 2.5 |
| 50 | | 6.90 | 0.0082 | 2.5 |
| 20 | | 3.60 | 9.65 | 0.0115 |
| | 4.40 | 9.71 | 0.0116 | 2.5 |

Band 7:

| 10 MHz Bandwidth | | | | | |
|------------------|-----------------------------------|----------------------|----------------------|----------------------------|----------------------------|
| Temperature (°C) | Power Supplied (V _{DC}) | F _L (MHz) | F _H (MHz) | F _L Limit (MHz) | F _H Limit (MHz) |
| -30 | 3.85 | 2500.3909 | 2569.2644 | 2500 | 2570 |
| -20 | | 2500.3535 | 2569.3905 | 2500 | 2570 |
| -10 | | 2500.4729 | 2569.5763 | 2500 | 2570 |
| 0 | | 2500.4116 | 2569.4757 | 2500 | 2570 |
| 10 | | 2500.4639 | 2569.4699 | 2500 | 2570 |
| 20 | | 2500.4295 | 2569.4386 | 2500 | 2570 |
| 30 | | 2500.4823 | 2569.5391 | 2500 | 2570 |
| 40 | | 2500.5962 | 2569.0893 | 2500 | 2570 |
| 50 | | 2500.4329 | 2569.0238 | 2500 | 2570 |
| 20 | | 3.60 | 2500.3680 | 2569.5424 | 2500 |
| | 4.40 | 2500.1794 | 2569.2805 | 2500 | 2570 |

Band 12:

| 10 MHz Bandwidth | | | | | |
|------------------|-----------------------------------|----------------------|----------------------|----------------------------|----------------------------|
| Temperature (°C) | Power Supplied (V _{DC}) | F _L (MHz) | F _H (MHz) | F _L Limit (MHz) | F _H Limit (MHz) |
| -30 | 3.85 | 699.2986 | 715.5707 | 699 | 716 |
| -20 | | 699.2351 | 715.0478 | 699 | 716 |
| -10 | | 699.4721 | 715.5749 | 699 | 716 |
| 0 | | 699.0942 | 715.4065 | 699 | 716 |
| 10 | | 699.5299 | 715.5997 | 699 | 716 |
| 20 | | 699.5226 | 715.2893 | 699 | 716 |
| 30 | | 699.4492 | 715.3943 | 699 | 716 |
| 40 | | 699.4833 | 715.0032 | 699 | 716 |
| 50 | | 699.0525 | 715.3316 | 699 | 716 |
| 20 | | 3.60 | 699.3587 | 715.0839 | 699 |
| | 4.40 | 699.2897 | 715.3863 | 699 | 716 |

Band 13

| 10 MHz Bandwidth | | | | | |
|------------------|-----------------------------------|----------------------|----------------------|----------------------------|----------------------------|
| Temperature (°C) | Power Supplied (V _{DC}) | F _L (MHz) | F _H (MHz) | F _L Limit (MHz) | F _H Limit (MHz) |
| -30 | 3.85 | 777.3402 | 786.0098 | 777 | 787 |
| -20 | | 777.3365 | 786.0045 | 777 | 787 |
| -10 | | 777.3385 | 786.0306 | 777 | 787 |
| 0 | | 777.5126 | 786.5646 | 777 | 787 |
| 10 | | 777.1005 | 786.0283 | 777 | 787 |
| 20 | | 777.2979 | 786.0418 | 777 | 787 |
| 30 | | 777.0431 | 786.5800 | 777 | 787 |
| 40 | | 777.1900 | 786.0751 | 777 | 787 |
| 50 | | 777.3835 | 786.4789 | 777 | 787 |
| 20 | | 3.60 | 777.1241 | 786.4949 | 777 |
| | 4.40 | 777.3149 | 786.0347 | 777 | 787 |

Band 14:

| 10 MHz Bandwidth | | | | | |
|------------------|-----------------------------------|----------------------|----------------------|----------------------------|----------------------------|
| Temperature (°C) | Power Supplied (V _{DC}) | F _L (MHz) | F _H (MHz) | F _L Limit (MHz) | F _H Limit (MHz) |
| -30 | 3.85 | 788.3574 | 797.4855 | 788 | 798 |
| -20 | | 788.4761 | 797.3139 | 788 | 798 |
| -10 | | 788.4721 | 797.5749 | 788 | 798 |
| 0 | | 788.0540 | 797.3827 | 788 | 798 |
| 10 | | 788.3429 | 797.5495 | 788 | 798 |
| 20 | | 788.4813 | 797.5285 | 788 | 798 |
| 30 | | 788.4049 | 797.4683 | 788 | 798 |
| 40 | | 788.5542 | 797.0852 | 788 | 798 |
| 50 | | 788.0046 | 797.5114 | 788 | 798 |
| 20 | 3.60 | 788.5078 | 797.5490 | 788 | 798 |
| | 4.40 | 788.3438 | 797.4073 | 788 | 798 |

Band 25

| 10.0 MHz Middle Channel, f ₀ =1882.5MHz | | | | |
|--|-------------------------------------|----------------------|-----------------------|--------|
| Temperature (°C) | Voltage Supplied (V _{DC}) | Frequency Error (Hz) | Frequency Error (ppm) | Result |
| -30 | 3.85 | 5 | 0.0027 | Pass |
| -20 | | 8 | 0.0042 | Pass |
| -10 | | 3 | 0.0016 | Pass |
| 0 | | 6 | 0.0032 | Pass |
| 10 | | 4 | 0.0021 | Pass |
| 20 | | 8 | 0.0042 | Pass |
| 30 | | 5 | 0.0027 | Pass |
| 40 | | 6 | 0.0032 | Pass |
| 50 | | 8 | 0.0042 | Pass |
| 20 | 3.60 | 5 | 0.0027 | Pass |
| | 4.40 | 5 | 0.0027 | Pass |

Band 26:

| 10.0 MHz Middle Channel, $f_0=831.5\text{MHz}$ | | | | |
|--|-------------------------------------|----------------------|-----------------------|-------------|
| Temperature (°C) | Voltage Supplied (V _{DC}) | Frequency Error (Hz) | Frequency Error (ppm) | Limit (ppm) |
| -30 | 3.85 | -4.79 | -0.0058 | 2.5 |
| -20 | | -9.97 | -0.0120 | 2.5 |
| -10 | | -6.13 | -0.0074 | 2.5 |
| 0 | | 6.17 | 0.0074 | 2.5 |
| 10 | | 7.92 | 0.0095 | 2.5 |
| 20 | | 6.46 | 0.0078 | 2.5 |
| 30 | | -6.52 | -0.0078 | 2.5 |
| 40 | | 7.18 | 0.0086 | 2.5 |
| 50 | | -9.69 | -0.0117 | 2.5 |
| 20 | | 3.60 | -8.17 | -0.0098 |
| | 4.40 | -7.05 | -0.0085 | 2.5 |

Band 30:

| 10 MHz Bandwidth | | | | | |
|------------------|-----------------------------------|----------------------|----------------------|----------------------------|----------------------------|
| Temperature (°C) | Power Supplied (V _{DC}) | F _L (MHz) | F _H (MHz) | F _L Limit (MHz) | F _H Limit (MHz) |
| -30 | 3.85 | 2305.3784 | 2314.5065 | 2305 | 2315 |
| -20 | | 2305.4971 | 2314.3349 | 2305 | 2315 |
| -10 | | 2305.4931 | 2314.5959 | 2305 | 2315 |
| 0 | | 2305.0750 | 2314.4037 | 2305 | 2315 |
| 10 | | 2305.3639 | 2314.0705 | 2305 | 2315 |
| 20 | | 2305.5023 | 2314.0495 | 2305 | 2315 |
| 30 | | 2305.4259 | 2314.4893 | 2305 | 2315 |
| 40 | | 2305.5752 | 2314.1062 | 2305 | 2315 |
| 50 | | 2305.0256 | 2314.0324 | 2305 | 2315 |
| 20 | | 3.60 | 2305.0288 | 2314.0700 | 2305 |
| | 4.40 | 2305.3648 | 2314.4283 | 2305 | 2315 |

Band 41

| 10 MHz Bandwidth | | | | | |
|------------------|-----------------------------------|----------------------|----------------------|----------------------------|----------------------------|
| Temperature (°C) | Power Supplied (V _{DC}) | F _L (MHz) | F _H (MHz) | F _L Limit (MHz) | F _H Limit (MHz) |
| -30 | 3.85 | 2496.4283 | 2689.5420 | 2496 | 2690 |
| -20 | | 2496.4805 | 2689.0821 | 2496 | 2690 |
| -10 | | 2496.3385 | 2689.0096 | 2496 | 2690 |
| 0 | | 2496.2047 | 2689.0398 | 2496 | 2690 |
| 10 | | 2496.0088 | 2689.0752 | 2496 | 2690 |
| 20 | | 2496.3283 | 2689.4637 | 2496 | 2690 |
| 30 | | 2496.4084 | 2689.4885 | 2496 | 2690 |
| 40 | | 2496.3974 | 2689.4455 | 2496 | 2690 |
| 50 | | 2496.3941 | 2689.0234 | 2496 | 2690 |
| 20 | 3.60 | 2496.3023 | 2689.3806 | 2496 | 2690 |
| | 4.40 | 2496.3509 | 2689.0235 | 2496 | 2690 |

Band 66

| 10 MHz Bandwidth | | | | | |
|------------------|-----------------------------------|----------------------|----------------------|----------------------------|----------------------------|
| Temperature (°C) | Power Supplied (V _{DC}) | F _L (MHz) | F _H (MHz) | F _L Limit (MHz) | F _H Limit (MHz) |
| -30 | 3.85 | 1710.2061 | 1779.0253 | 1710 | 1780 |
| -20 | | 1710.0686 | 1779.0597 | 1710 | 1780 |
| -10 | | 1710.3595 | 1779.0306 | 1710 | 1780 |
| 0 | | 1710.2088 | 1779.0636 | 1710 | 1780 |
| 10 | | 1710.0981 | 1779.0539 | 1710 | 1780 |
| 20 | | 1710.0443 | 1779.0528 | 1710 | 1780 |
| 30 | | 1710.4318 | 1779.5664 | 1710 | 1780 |
| 40 | | 1710.4174 | 1779.0046 | 1710 | 1780 |
| 50 | | 1710.0206 | 1779.0562 | 1710 | 1780 |
| 20 | | 3.60 | 1710.0160 | 1779.4349 | 1710 |
| | 4.40 | 1710.2101 | 1779.0902 | 1710 | 1780 |

Band 71:

| 10 MHz Bandwidth | | | | | |
|------------------|-----------------------------------|----------------------|----------------------|----------------------------|----------------------------|
| Temperature (°C) | Power Supplied (V _{DC}) | F _L (MHz) | F _H (MHz) | F _L Limit (MHz) | F _H Limit (MHz) |
| -30 | 3.85 | 663.31 | 697.84 | 663 | 698 |
| -20 | | 663.42 | 697.73 | 663 | 698 |
| -10 | | 663.42 | 697.92 | 663 | 698 |
| 0 | | 663.72 | 697.60 | 663 | 698 |
| 10 | | 663.70 | 697.41 | 663 | 698 |
| 20 | | 663.04 | 697.48 | 663 | 698 |
| 30 | | 663.09 | 697.08 | 663 | 698 |
| 40 | | 663.93 | 697.39 | 663 | 698 |
| 50 | | 663.47 | 697.17 | 663 | 698 |
| 20 | 3.60 | 663.09 | 697.85 | 663 | 698 |
| | 4.40 | 663.14 | 697.92 | 663 | 698 |

16QAM:

Band 2:

| 10.0 MHz Middle Channel, f ₀ =1880MHz | | | | |
|--|-------------------------------------|----------------------|-----------------------|--------|
| Temperature (°C) | Voltage Supplied (V _{DC}) | Frequency Error (Hz) | Frequency Error (ppm) | Result |
| -30 | 3.85 | -5 | -0.0027 | Pass |
| -20 | | -3 | -0.0016 | Pass |
| -10 | | 9 | 0.0048 | Pass |
| 0 | | -3 | -0.0016 | Pass |
| 10 | | 6 | 0.0032 | Pass |
| 20 | | -7 | -0.0037 | Pass |
| 30 | | -5 | -0.0027 | Pass |
| 40 | | -6 | -0.0032 | Pass |
| 50 | | 10 | 0.0053 | Pass |
| 20 | | 3.60 | 9 | 0.0048 |
| | 4.40 | 11 | 0.0059 | Pass |

Band 4:

| 10 MHz Bandwidth | | | | | |
|------------------|-----------------------------------|----------------------|----------------------|----------------------------|----------------------------|
| Temperature (°C) | Power Supplied (V _{DC}) | F _L (MHz) | F _H (MHz) | F _L Limit (MHz) | F _H Limit (MHz) |
| -30 | 3.85 | 1710.1330 | 1754.4940 | 1710 | 1755 |
| -20 | | 1710.2696 | 1754.0172 | 1710 | 1755 |
| -10 | | 1710.5282 | 1754.0852 | 1710 | 1755 |
| 0 | | 1710.3533 | 1754.0524 | 1710 | 1755 |
| 10 | | 1710.5367 | 1754.7264 | 1710 | 1755 |
| 20 | | 1710.2211 | 1754.4829 | 1710 | 1755 |
| 30 | | 1710.4777 | 1754.0919 | 1710 | 1755 |
| 40 | | 1710.0668 | 1754.0260 | 1710 | 1755 |
| 50 | | 1710.0544 | 1754.5435 | 1710 | 1755 |
| 20 | 3.60 | 1710.2620 | 1754.0437 | 1710 | 1755 |
| | 4.40 | 1710.0351 | 1754.3151 | 1710 | 1755 |

Band 5:

| 10.0 MHz Middle Channel, f ₀ = 836.5MHz | | | | |
|--|-------------------------------------|----------------------|-----------------------|-------------|
| Temperature (°C) | Voltage Supplied (V _{DC}) | Frequency Error (Hz) | Frequency Error (ppm) | Limit (ppm) |
| -30 | 3.85 | -3.56 | -0.0043 | 2.5 |
| -20 | | 6.79 | 0.0081 | 2.5 |
| -10 | | -9.77 | -0.0117 | 2.5 |
| 0 | | -8.30 | -0.0099 | 2.5 |
| 10 | | -8.84 | -0.0106 | 2.5 |
| 20 | | -9.55 | -0.0114 | 2.5 |
| 30 | | 8.09 | 0.0097 | 2.5 |
| 40 | | 6.72 | 0.0080 | 2.5 |
| 50 | | -5.81 | -0.0069 | 2.5 |
| 20 | 3.60 | 9.07 | 0.0108 | 2.5 |
| | 4.40 | -7.95 | -0.0095 | 2.5 |

Band 7:

| 10 MHz Bandwidth | | | | | |
|------------------|-----------------------------------|----------------------|----------------------|----------------------------|----------------------------|
| Temperature (°C) | Power Supplied (V _{DC}) | F _L (MHz) | F _H (MHz) | F _L Limit (MHz) | F _H Limit (MHz) |
| -30 | 3.85 | 2500.4436 | 2569.2733 | 2500 | 2570 |
| -20 | | 2500.5800 | 2569.4811 | 2500 | 2570 |
| -10 | | 2500.5312 | 2569.5596 | 2500 | 2570 |
| 0 | | 2500.5449 | 2569.0594 | 2500 | 2570 |
| 10 | | 2500.0252 | 2569.0168 | 2500 | 2570 |
| 20 | | 2500.5246 | 2569.4789 | 2500 | 2570 |
| 30 | | 2500.0341 | 2569.0316 | 2500 | 2570 |
| 40 | | 2500.2812 | 2569.4159 | 2500 | 2570 |
| 50 | | 2500.5502 | 2569.0700 | 2500 | 2570 |
| 20 | 3.60 | 2500.0227 | 2569.4956 | 2500 | 2570 |
| | 4.40 | 2500.3049 | 2569.0604 | 2500 | 2570 |

Band 12:

| 10 MHz Bandwidth | | | | | |
|------------------|-----------------------------------|----------------------|----------------------|----------------------------|----------------------------|
| Temperature (°C) | Power Supplied (V _{DC}) | F _L (MHz) | F _H (MHz) | F _L Limit (MHz) | F _H Limit (MHz) |
| -30 | 3.85 | 699.5853 | 715.0406 | 699 | 716 |
| -20 | | 699.0789 | 715.0582 | 699 | 716 |
| -10 | | 699.4931 | 715.0959 | 699 | 716 |
| 0 | | 699.5505 | 715.0596 | 699 | 716 |
| 10 | | 699.3286 | 715.0186 | 699 | 716 |
| 20 | | 699.0211 | 715.0610 | 699 | 716 |
| 30 | | 699.4677 | 715.4941 | 699 | 716 |
| 40 | | 699.0744 | 715.0404 | 699 | 716 |
| 50 | | 699.3056 | 715.4865 | 699 | 716 |
| 20 | 3.60 | 699.3579 | 715.3728 | 699 | 716 |
| | 4.40 | 699.3191 | 715.0509 | 699 | 716 |

Band 13

| 10 MHz Bandwidth | | | | | |
|------------------|-----------------------------------|----------------------|----------------------|----------------------------|----------------------------|
| Temperature (°C) | Power Supplied (V _{DC}) | F _L (MHz) | F _H (MHz) | F _L Limit (MHz) | F _H Limit (MHz) |
| -30 | 3.85 | 777.0597 | 786.0857 | 777 | 787 |
| -20 | | 777.3107 | 786.0093 | 777 | 787 |
| -10 | | 777.3595 | 786.0306 | 777 | 787 |
| 0 | | 777.1342 | 786.5015 | 777 | 787 |
| 10 | | 777.2231 | 786.0655 | 777 | 787 |
| 20 | | 777.4552 | 786.0472 | 777 | 787 |
| 30 | | 777.2804 | 786.0357 | 777 | 787 |
| 40 | | 777.2150 | 786.0725 | 777 | 787 |
| 50 | | 777.3108 | 786.0969 | 777 | 787 |
| 20 | 3.60 | 777.0756 | 786.0960 | 777 | 787 |
| | 4.40 | 777.4188 | 786.0303 | 777 | 787 |

Band 14

| 10 MHz Bandwidth | | | | | |
|------------------|-----------------------------------|----------------------|----------------------|----------------------------|----------------------------|
| Temperature (°C) | Power Supplied (V _{DC}) | F _L (MHz) | F _H (MHz) | F _L Limit (MHz) | F _H Limit (MHz) |
| -30 | 3.85 | 788.0387 | 797.0647 | 788 | 798 |
| -20 | | 788.2897 | 797.0883 | 788 | 798 |
| -10 | | 788.3385 | 797.0096 | 788 | 798 |
| 0 | | 788.1132 | 797.4805 | 788 | 798 |
| 10 | | 788.2021 | 797.0445 | 788 | 798 |
| 20 | | 788.4342 | 797.0262 | 788 | 798 |
| 30 | | 788.2594 | 797.0147 | 788 | 798 |
| 40 | | 788.1940 | 797.0515 | 788 | 798 |
| 50 | | 788.2898 | 797.0759 | 788 | 798 |
| 20 | 3.60 | 788.0546 | 797.0750 | 788 | 798 |
| | 4.40 | 788.3978 | 797.0093 | 788 | 798 |

Band 25

| 10.0 MHz Middle Channel, $f_0=1882.5\text{MHz}$ | | | | |
|---|-------------------------------------|----------------------|-----------------------|--------|
| Temperature (°C) | Voltage Supplied (V _{DC}) | Frequency Error (Hz) | Frequency Error (ppm) | Result |
| -30 | 3.85 | 7 | 0.0037 | Pass |
| -20 | | 6 | 0.0032 | Pass |
| -10 | | 8 | 0.0042 | Pass |
| 0 | | 4 | 0.0021 | Pass |
| 10 | | 5 | 0.0027 | Pass |
| 20 | | 4 | 0.0021 | Pass |
| 30 | | 6 | 0.0032 | Pass |
| 40 | | 8 | 0.0042 | Pass |
| 50 | | 10 | 0.0053 | Pass |
| 20 | | 3.60 | 11 | 0.0058 |
| | 4.40 | 11 | 0.0058 | Pass |

Band 26

| 10.0 MHz Middle Channel, $f_0=831.5\text{MHz}$ | | | | |
|--|-------------------------------------|----------------------|-----------------------|--------|
| Temperature (°C) | Voltage Supplied (V _{DC}) | Frequency Error (Hz) | Frequency Error (ppm) | Result |
| -30 | 3.85 | -8.33 | -0.0100 | Pass |
| -20 | | -6.68 | -0.0080 | Pass |
| -10 | | 9.77 | 0.0117 | Pass |
| 0 | | -7.62 | -0.0092 | Pass |
| 10 | | -9.91 | -0.0119 | Pass |
| 20 | | -9.82 | -0.0118 | Pass |
| 30 | | -6.68 | -0.0080 | Pass |
| 40 | | -8.85 | -0.0106 | Pass |
| 50 | | 5.67 | 0.0068 | Pass |
| 20 | | 3.60 | 6.05 | 0.0073 |
| | 4.40 | 7.52 | 0.0090 | Pass |

Band 30

| 10 MHz Bandwidth | | | | | |
|------------------|-----------------------------------|----------------------|----------------------|----------------------------|----------------------------|
| Temperature (°C) | Power Supplied (V _{DC}) | F _L (MHz) | F _H (MHz) | F _L Limit (MHz) | F _H Limit (MHz) |
| -30 | 3.85 | 2305.0387 | 2314.0647 | 2305 | 2315 |
| -20 | | 2305.2897 | 2314.0883 | 2305 | 2315 |
| -10 | | 2305.3385 | 2314.0096 | 2305 | 2315 |
| 0 | | 2305.1132 | 2314.4805 | 2305 | 2315 |
| 10 | | 2305.2021 | 2314.5445 | 2305 | 2315 |
| 20 | | 2305.4342 | 2314.0262 | 2305 | 2315 |
| 30 | | 2305.2594 | 2314.0147 | 2305 | 2315 |
| 40 | | 2305.1940 | 2314.0515 | 2305 | 2315 |
| 50 | | 2305.2898 | 2314.0059 | 2305 | 2315 |
| 20 | | 3.60 | 2305.0546 | 2314.0750 | 2305 |
| | 4.40 | 2305.3978 | 2314.0093 | 2305 | 2315 |

Band 41

| 10 MHz Bandwidth | | | | | |
|------------------|-----------------------------------|----------------------|----------------------|----------------------------|----------------------------|
| Temperature (°C) | Power Supplied (V _{DC}) | F _L (MHz) | F _H (MHz) | F _L Limit (MHz) | F _H Limit (MHz) |
| -30 | 3.85 | 2496.4283 | 2689.0420 | 2496 | 2690 |
| -20 | | 2496.4805 | 2689.0821 | 2496 | 2690 |
| -10 | | 2496.3385 | 2689.0096 | 2496 | 2690 |
| 0 | | 2496.2047 | 2689.0398 | 2496 | 2690 |
| 10 | | 2496.0088 | 2689.0752 | 2496 | 2690 |
| 20 | | 2496.3283 | 2689.4637 | 2496 | 2690 |
| 30 | | 2496.4084 | 2689.4885 | 2496 | 2690 |
| 40 | | 2496.3974 | 2689.4455 | 2496 | 2690 |
| 50 | | 2496.3941 | 2689.0234 | 2496 | 2690 |
| 20 | | 3.60 | 2496.0323 | 2689.3806 | 2496 |
| | 4.40 | 2496.3509 | 2689.0235 | 2496 | 2690 |

Band 66

| 10 MHz Bandwidth | | | | | |
|------------------|-----------------------------------|----------------------|----------------------|----------------------------|----------------------------|
| Temperature (°C) | Power Supplied (V _{DC}) | F _L (MHz) | F _H (MHz) | F _L Limit (MHz) | F _H Limit (MHz) |
| -30 | 3.85 | 1710.2061 | 1779.0253 | 1710 | 1780 |
| -20 | | 1710.0686 | 1779.0597 | 1710 | 1780 |
| -10 | | 1710.3595 | 1779.0306 | 1710 | 1780 |
| 0 | | 1710.2088 | 1779.0636 | 1710 | 1780 |
| 10 | | 1710.0981 | 1779.0539 | 1710 | 1780 |
| 20 | | 1710.5443 | 1779.0528 | 1710 | 1780 |
| 30 | | 1710.4318 | 1779.5664 | 1710 | 1780 |
| 40 | | 1710.4174 | 1779.0046 | 1710 | 1780 |
| 50 | | 1710.5206 | 1779.0562 | 1710 | 1780 |
| 20 | 3.60 | 1710.5160 | 1779.4349 | 1710 | 1780 |
| | 4.40 | 1710.2101 | 1779.0902 | 1710 | 1780 |

Band 71

| 10 MHz Bandwidth | | | | | |
|------------------|-----------------------------------|----------------------|----------------------|----------------------------|----------------------------|
| Temperature (°C) | Power Supplied (V _{DC}) | F _L (MHz) | F _H (MHz) | F _L Limit (MHz) | F _H Limit (MHz) |
| -30 | 3.85 | 663.23 | 697.24 | 663 | 698 |
| -20 | | 663.24 | 697.01 | 663 | 698 |
| -10 | | 663.57 | 697.07 | 663 | 698 |
| 0 | | 663.21 | 697.81 | 663 | 698 |
| 10 | | 663.48 | 697.48 | 663 | 698 |
| 20 | | 663.77 | 697.54 | 663 | 698 |
| 30 | | 663.28 | 697.14 | 663 | 698 |
| 40 | | 663.54 | 697.51 | 663 | 698 |
| 50 | | 663.24 | 697.24 | 663 | 698 |
| 20 | | 3.60 | 663.50 | 697.58 | 663 |
| | 4.40 | 663.19 | 697.21 | 663 | 698 |

***** END OF REPORT *****