

## AppendixA: Effective (Isotropic) Radiated Power Output Data

### Test Result(WCDMA)

Band	Type	Channel	Conducted Power (dBm)	ERP/EIRP (dBm)	ERP/EIRP Limit (dBm)	Verdict
Band2	TestMode	9262	22.85	21.66	33.01	PASS
Band2	TestMode	9400	22.88	21.69	33.01	PASS
Band2	TestMode	9538	22.57	21.38	33.01	PASS
Band5	TestMode	4132	23.38	19.06	38.45	PASS
Band5	TestMode	4183	23.46	19.14	38.45	PASS
Band5	TestMode	4233	23.41	19.09	38.45	PASS

### Test Result(HSDPA)

Band	Channel	SubTest	Conducted Power (dBm)	ERP/EIRP (dBm)	ERP/EIRP Limit (dBm)	Verdict
Band2	9262	1	21.90	20.71	33.01	PASS
Band2	9262	2	21.64	20.45	33.01	PASS
Band2	9262	3	21.65	20.46	33.01	PASS
Band2	9262	4	21.65	20.46	33.01	PASS
Band2	9400	1	21.90	20.71	33.01	PASS
Band2	9400	2	21.90	20.71	33.01	PASS
Band2	9400	3	21.89	20.7	33.01	PASS
Band2	9400	4	21.89	20.7	33.01	PASS
Band2	9538	1	21.65	20.46	33.01	PASS
Band2	9538	2	21.67	20.48	33.01	PASS
Band2	9538	3	21.65	20.46	33.01	PASS
Band2	9538	4	21.65	20.46	33.01	PASS
Band5	4132	1	22.38	18.06	38.5	PASS
Band5	4132	2	21.80	17.48	38.5	PASS
Band5	4132	3	21.82	17.5	38.5	PASS
Band5	4132	4	21.80	17.48	38.5	PASS
Band5	4183	1	22.44	18.12	38.5	PASS
Band5	4183	2	21.88	17.56	38.5	PASS
Band5	4183	3	21.86	17.54	38.5	PASS
Band5	4183	4	21.89	17.57	38.5	PASS
Band5	4233	1	22.43	18.11	38.5	PASS
Band5	4233	2	21.87	17.55	38.5	PASS
Band5	4233	3	21.86	17.54	38.5	PASS
Band5	4233	4	21.85	17.53	38.5	PASS

**Test Result(HSUPA)**

Band	Channel	SubTest	Conducted Power (dBm)	ERP/EIRP (dBm)	ERP/EIRP Limit (dBm)	Verdict
Band2	9262	1	19.80	18.61	33.01	PASS
Band2	9262	2	20.28	19.09	33.01	PASS
Band2	9262	3	20.85	19.66	33.01	PASS
Band2	9262	4	19.89	18.7	33.01	PASS
Band2	9262	5	21.89	20.7	33.01	PASS
Band2	9400	1	19.81	18.62	33.01	PASS
Band2	9400	2	20.27	19.08	33.01	PASS
Band2	9400	3	20.83	19.64	33.01	PASS
Band2	9400	4	19.89	18.7	33.01	PASS
Band2	9400	5	21.86	20.67	33.01	PASS
Band2	9538	1	19.49	18.3	33.01	PASS
Band2	9538	2	20.02	18.83	33.01	PASS
Band2	9538	3	20.53	19.34	33.01	PASS
Band2	9538	4	19.58	18.39	33.01	PASS
Band2	9538	5	21.57	20.38	33.01	PASS
Band5	4132	1	20.39	16.07	38.5	PASS
Band5	4132	2	20.79	16.47	38.5	PASS
Band5	4132	3	21.32	17	38.5	PASS
Band5	4132	4	20.43	16.11	38.5	PASS
Band5	4132	5	22.42	18.1	38.5	PASS
Band5	4183	1	20.47	16.15	38.5	PASS
Band5	4183	2	20.90	16.58	38.5	PASS
Band5	4183	3	21.42	17.1	38.5	PASS
Band5	4183	4	20.49	16.17	38.5	PASS
Band5	4183	5	22.46	18.14	38.5	PASS
Band5	4233	1	20.46	16.14	38.5	PASS
Band5	4233	2	20.85	16.53	38.5	PASS
Band5	4233	3	21.36	17.04	38.5	PASS
Band5	4233	4	20.48	16.16	38.5	PASS
Band5	4233	5	22.43	18.11	38.5	PASS

Remark: EIRP (dBm) = Conducted power (dBm) + Antenna Gain (dBi). (For Band2)  
 ERP (dBm) = EIRP (dBm) - 2.15 (dB). (For Band5)

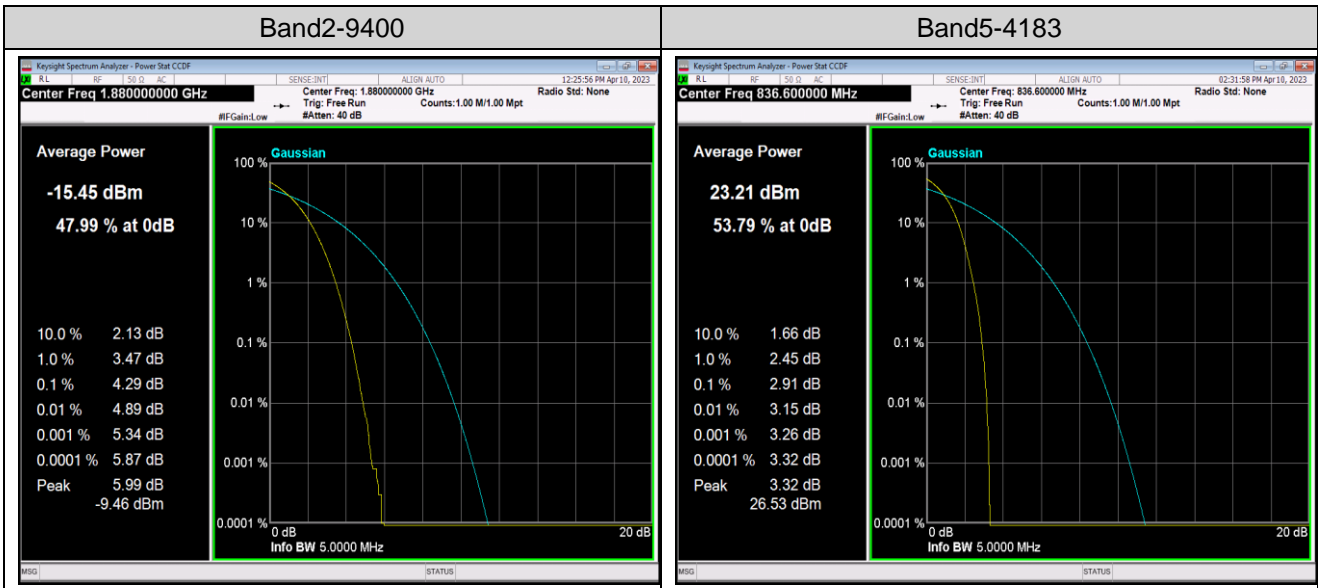
## AppendixB:Peak-to-Average Ratio

### Test Result(WCDMA)

Band	Channel	Peak-to-Average Ratio(dB)	Limit(dB)	Verdict
Band2	9400	4.29	13	PASS
Band5	4183	2.91	13	PASS

Remark: All channel had been tested, but only the worst case data displayed in this report.

### Test Graphs(WCDMA)

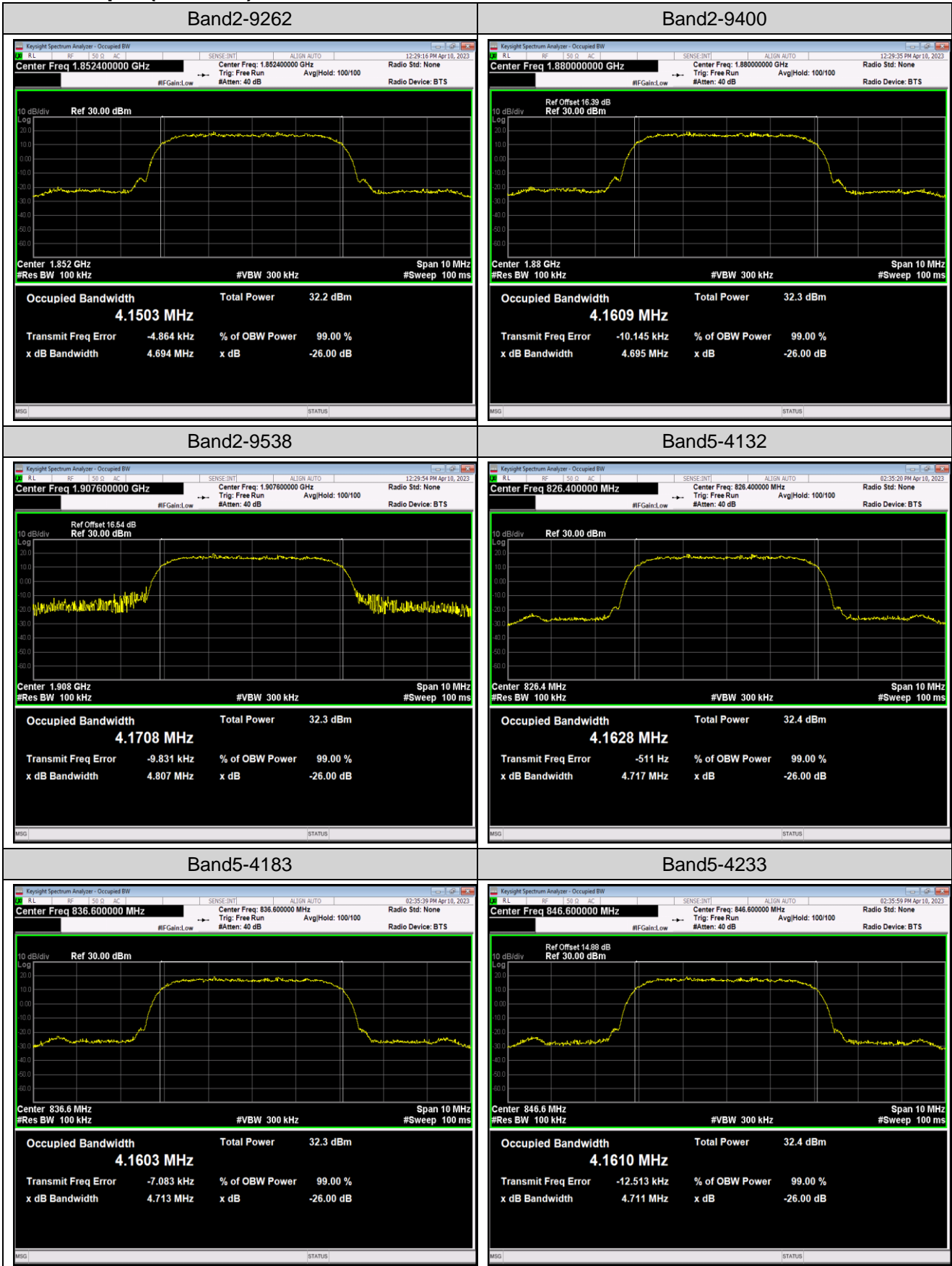


## AppendixC:26dB Bandwidth and Occupied Bandwidth

### Test Result(WCDMA)

Band	Channel	Occupied Bandwidth (MHz)	26dB Bandwidth (MHz)	Limit(kHz)	Verdict
Band2	9262	4.1503	4.694	---	PASS
Band2	9400	4.1609	4.695	---	PASS
Band2	9538	4.1708	4.807	---	PASS
Band5	4132	4.1628	4.717	---	PASS
Band5	4183	4.1603	4.713	---	PASS
Band5	4233	4.1610	4.711	---	PASS

Test Graphs(WCDMA)

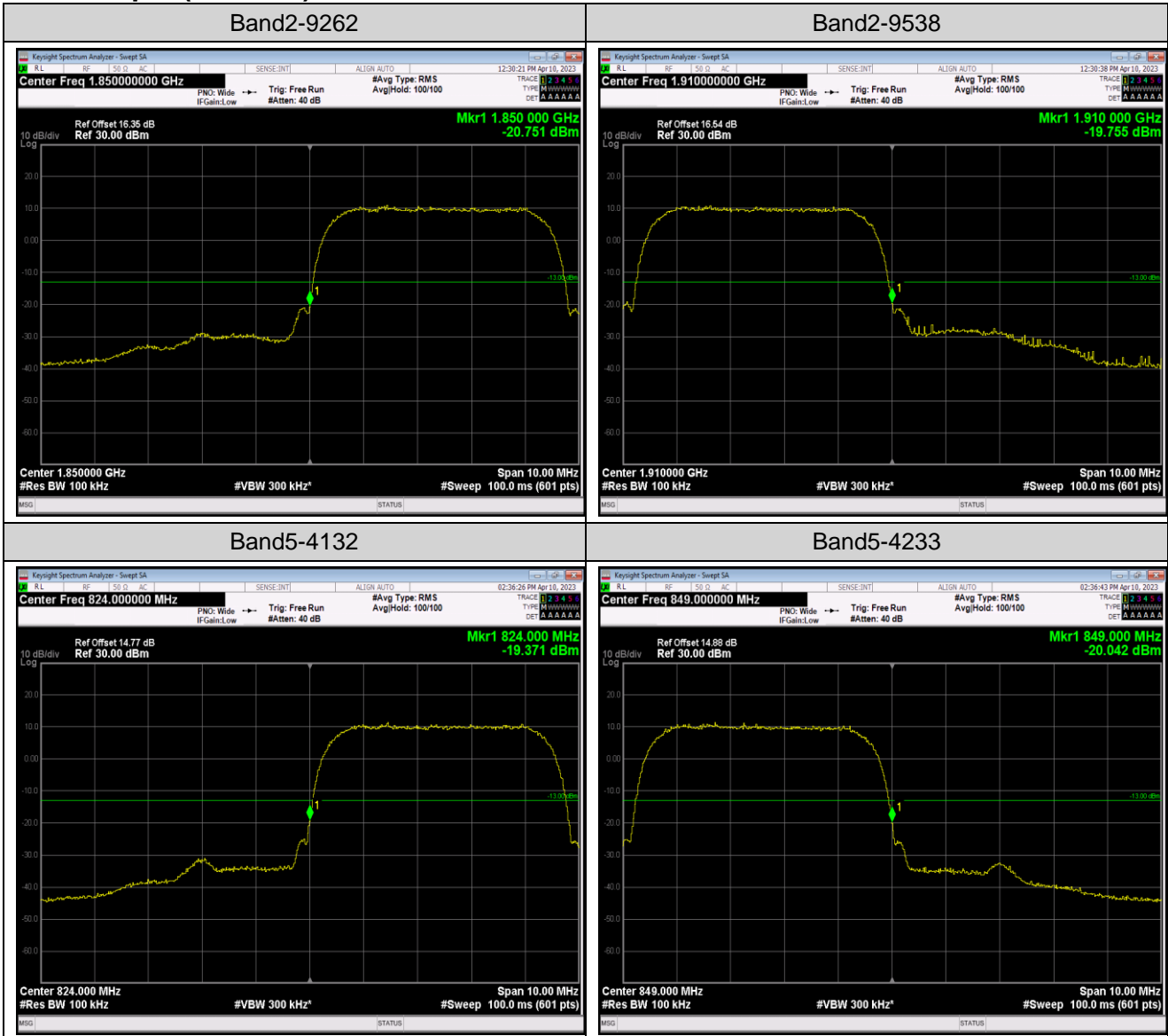


## AppendixD:Band Edge

### Test Result(WCDMA)

Band	Channel	Frequency (MHz)	Result (dBm)	Limit(dBm)	Verdict
Band2	9262	1850.00	-20.75	-13	PASS
Band2	9538	1910.00	-19.76	-13	PASS
Band5	4132	824.00	-19.37	-13	PASS
Band5	4233	849.00	-20.04	-13	PASS

Test Graphs(WCDMA)



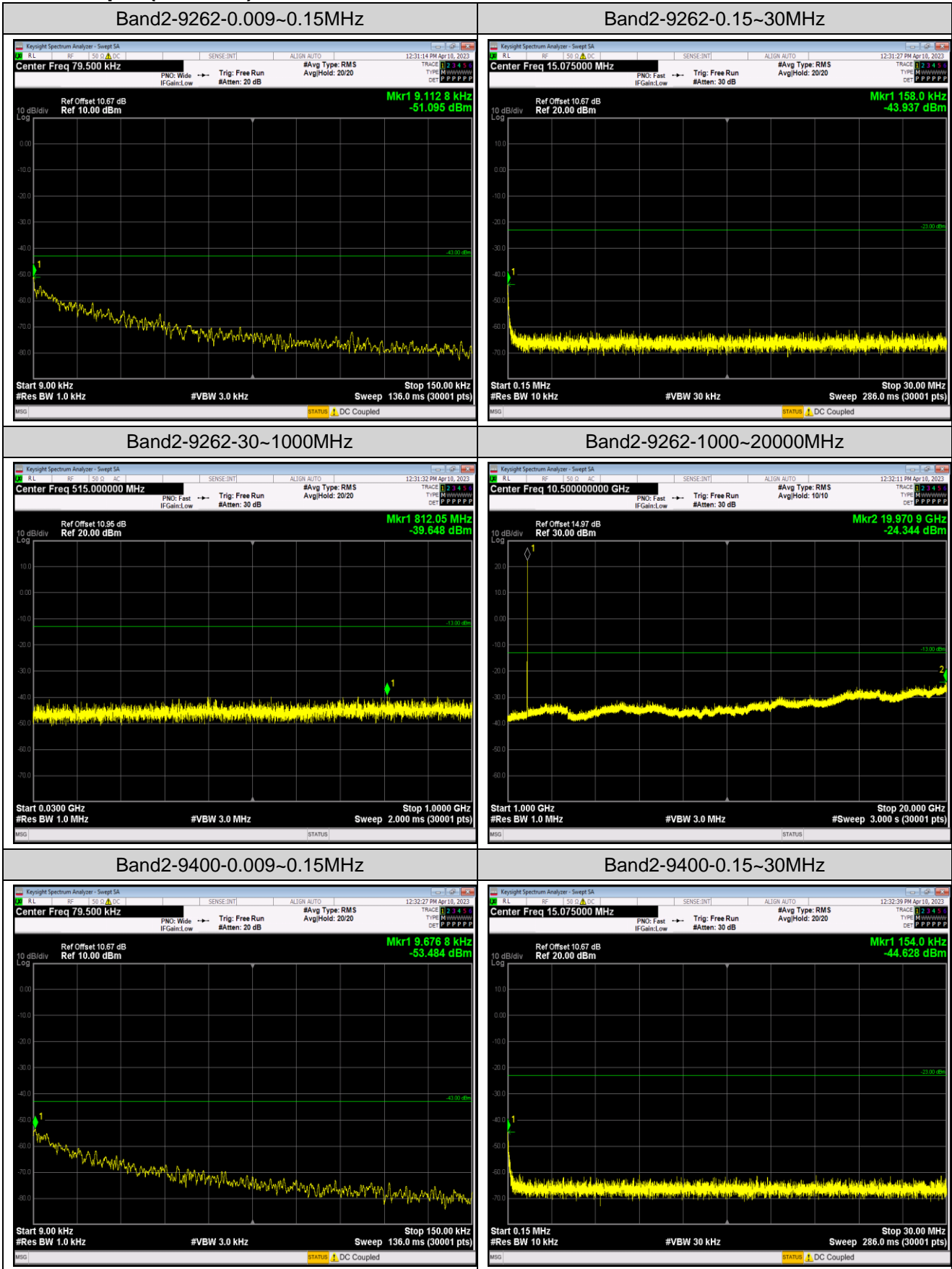
## Appendix E: Conducted Spurious Emission

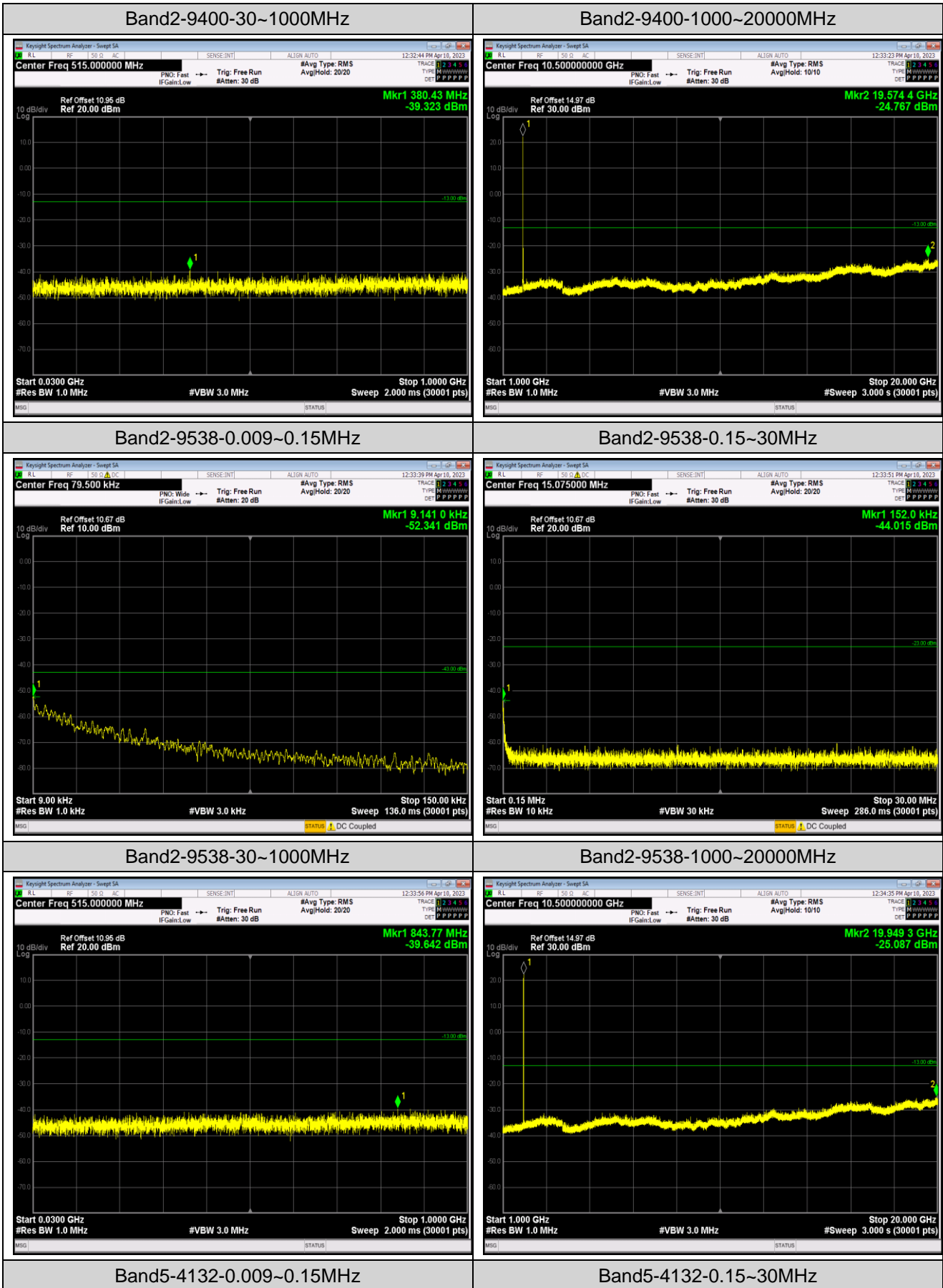
### Test Result(WCDMA)

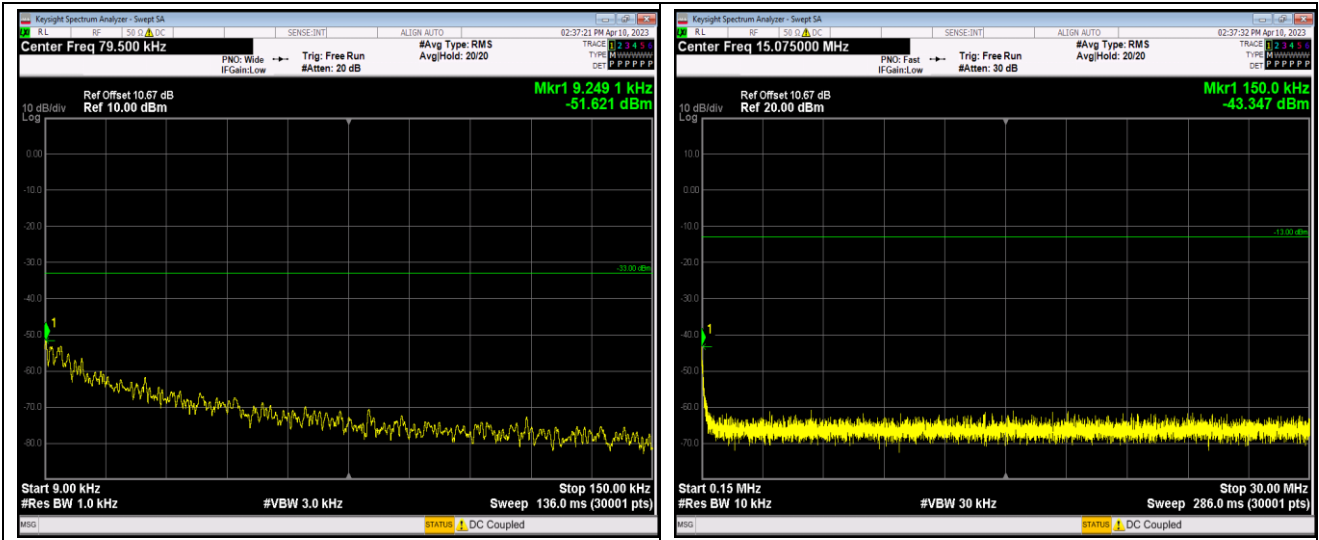
Band	Channel	Frequency Range (Mhz)	Frequency (dBm)	Result (dBm)	Limit (dBm)	Verdict
Band2	9262	0.009~0.15MHz	0.01	-51.1	-43	PASS
Band2	9262	0.15~30MHz	0.16	-43.94	-23	PASS
Band2	9262	30~1000MHz	812.05	-39.65	-13	PASS
Band2	9262	1000~20000MHz	19970.87	-24.34	-13	PASS
Band2	9400	0.009~0.15MHz	0.01	-53.48	-43	PASS
Band2	9400	0.15~30MHz	0.15	-44.63	-23	PASS
Band2	9400	30~1000MHz	380.43	-39.32	-13	PASS
Band2	9400	1000~20000MHz	19574.4	-24.77	-13	PASS
Band2	9538	0.009~0.15MHz	0.01	-52.34	-43	PASS
Band2	9538	0.15~30MHz	0.15	-44.02	-23	PASS
Band2	9538	30~1000MHz	843.77	-39.64	-13	PASS
Band2	9538	1000~20000MHz	19949.33	-25.09	-13	PASS
Band5	4132	0.009~0.15MHz	0.01	-51.62	-33	PASS
Band5	4132	0.15~30MHz	0.15	-43.35	-13	PASS
Band5	4132	30~1000MHz	953.67	-49.66	-13	PASS
Band5	4132	1000~10000MHz	5907.1	-31.06	-13	PASS
Band5	4183	0.009~0.15MHz	0.01	-51.01	-33	PASS
Band5	4183	0.15~30MHz	0.17	-45	-13	PASS
Band5	4183	30~1000MHz	977.72	-49.7	-13	PASS
Band5	4183	1000~10000MHz	7255	-31.46	-13	PASS
Band5	4233	0.009~0.15MHz	0.01	-53.34	-33	PASS
Band5	4233	0.15~30MHz	0.15	-46.93	-13	PASS
Band5	4233	30~1000MHz	958.65	-49.91	-13	PASS
Band5	4233	1000~10000MHz	5914.3	-31.41	-13	PASS



Test Graphs(WCDMA)

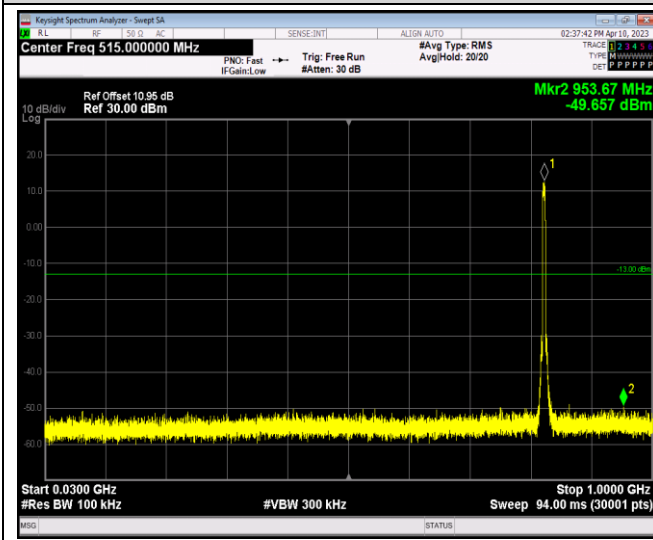




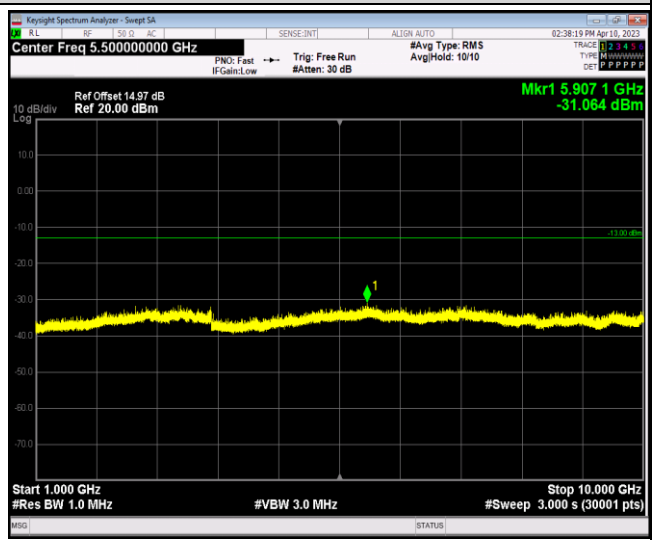


Band5-4132-30~1000MHz

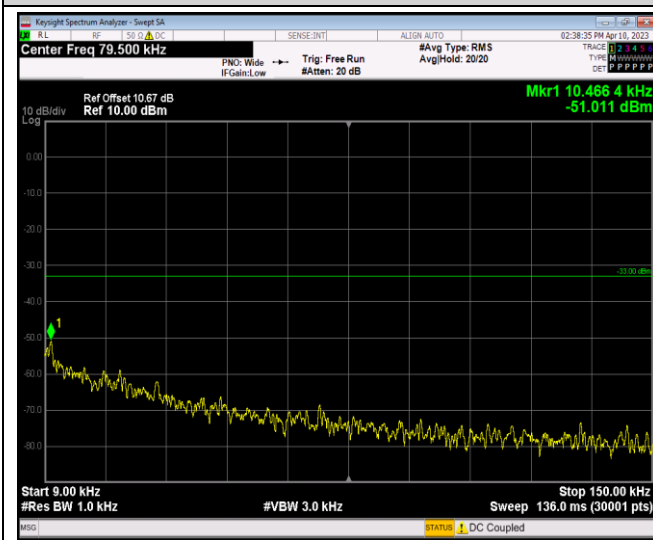
Band5-4132-1000~10000MHz



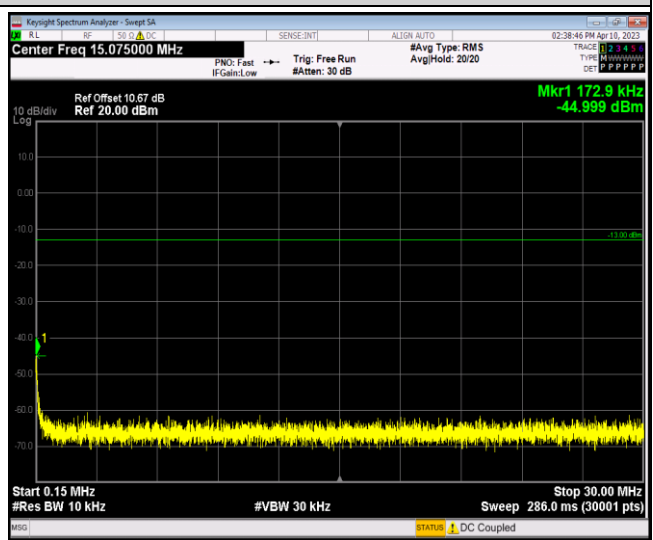
Band5-4183-0.009~0.15MHz



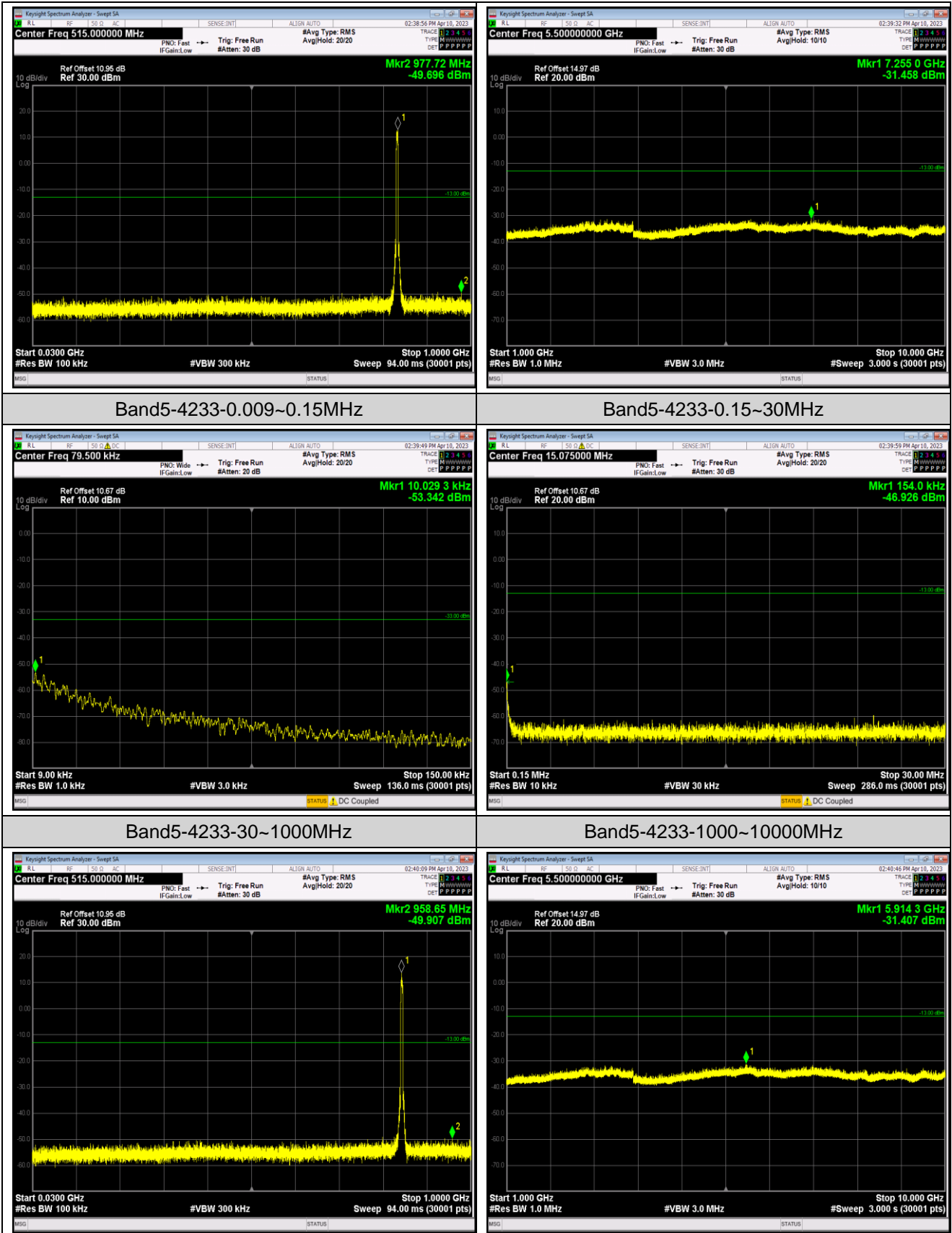
Band5-4183-0.15~30MHz



Band5-4183-30~1000MHz



Band5-4183-1000~10000MHz



## AppendixF:Frequency Stability

### Test Result

Reference Frequency: WCDMA BAND V 12.2k RMC Middle channel=4183 Frequency=836.6MHz					
Temperature					
Power supplied (Vdc)	Temperature (°C)	Frequency error		Limit (ppm)	Result
		Hz	ppm		
3.7	-30	-11.66	-0.013937	±2.5	Pass
	-20	-10.94	-0.013077		
	-10	-11.16	-0.013340		
	0	-10.91	-0.013041		
	10	-10.64	-0.012718		
	20	-11.24	-0.013435		
	30	-10.91	-0.013041		
	40	-10.21	-0.012204		
	50	-10.36	-0.012383		
Voltage					
Temperature (°C)	Power supplied (Vdc)	Frequency error		Limit (ppm)	Result
		Hz	ppm		
25	3.145	-12.48	-0.014918	±2.5	Pass
	3.7	-12.62	-0.015085		
	4.255	-12.07	-0.014427		
Remark: All channel had been tested, but only the worst case data displayed in this report.					

Reference Frequency: WCDMA BAND II 12.2k RMC Middle Frequency=9400 channel=1880MHz					
Temperature					
Power supplied (Vdc)	Temperature (°C)	Frequency error		Limit (ppm)	Result
		Hz	ppm		
3.7	-30	-15.32	-0.008149	Within authorized band for BAND II	Pass
	-20	-14.19	-0.007548		
	-10	-13.63	-0.007250		
	0	-13.47	-0.007165		
	10	-13.42	-0.007138		
	20	-13.38	-0.007117		
	30	-12.62	-0.006713		
	40	-11.85	-0.006303		
	50	-12.44	-0.006617		
Voltage					
Temperature (°C)	Power supplied (Vdc)	Frequency error		Limit (ppm)	Result
		Hz	ppm		
25	3.145	-16.34	-0.008691	Within authorized band for BAND II	Pass
	3.7	-17.45	-0.009282		
	4.255	-15.65	-0.008324		
<i>Remark: All channel had been tested, but only the worst case data displayed in this report.</i>					

## Appendix G: Modulation Characteristics

### Test Result

Band	Channel	Result	Verdict
Band2	9400	PASS	PASS
Band5	4183	PASS	PASS

Remark: All channel had been tested, but only the worst case data displayed in this report.

### Test Graphs

