

# TEST REPORT

Applicant Name : Sun Cupid Technology (HK) Ltd.  
Address : 16/F,CEO Tower,77 Wing Hong Street,Cheung Sha  
Wan,Kowloon,Hong Kong  
Report Number : SZNS220627-28792E-SA  
FCC ID: 2ADINN6501L

**Test Standard (s)**  
FCC Part 2.1093

## Sample Description

Product Type: 5G Smart Phone  
Model No.: N6501L  
Multiple Models: B20(Please refer to DOS for Model difference)  
Trade Mark: NUU  
Date Received: 2022/06/29  
Date of Test: 2022/07/17~2022/07/30  
Report Date: 2022/08/11

Test Result:	Pass*
--------------	-------

\* In the configuration tested, the EUT complied with the standards above.

**Prepared and Checked By:**



Lance Li  
EMC Engineer

**Approved By:**



Candy Li  
EMC Engineer

Note: This report may contain data that are not covered by the A2LA accreditation and are marked with an asterisk "★". Shenzhen Accurate Technology Co., Ltd. is not responsible for the authenticity of any test data provided by the applicant. Data included from the applicant that may affect test results are marked with an asterisk "\*". Customer model name, addresses, names, trademarks etc. are not considered data.  
This report cannot be reproduced except in full, without prior written approval of the Company. Unless otherwise stated the results shown in this test report refer only to the sample(s) tested. This report is valid only with a valid digital signature. The digital signature may be available only under the Adobe software above version 7.0.

**Shenzhen Accurate Technology Co., Ltd.**

1/F., Building A, Changyuan New Material Port, Science & Industry Park, Nanshan District, Shenzhen, Guangdong, P.R. China  
Tel: +86 755-26503290 Fax: +86 755-26503396 Web: www.atc-lab.com

Attestation of Test Results			
MODE		Max. SAR Level(s) Reported(W/kg)	Limit (W/kg)
GSM 850	1g Head SAR	0.10	1.6
	1g Body SAR	0.27	
PCS 1900	1g Head SAR	1.01	
	1g Body SAR	1.07	
WCDMA Band 2	1g Head SAR	<b>1.26</b>	
	1g Body SAR	<b>1.13</b>	
WCDMA Band 4	1g Head SAR	1.18	
	1g Body SAR	0.74	
WCDMA Band 5	1g Head SAR	0.08	
	1g Body SAR	0.07	
LTE Band 7	1g Head SAR	0.65	
	1g Body SAR	0.51	
LTE Band 12&17	1g Head SAR	0.07	
	1g Body SAR	0.15	
LTE Band 13	1g Head SAR	0.01	
	1g Body SAR	0.02	
LTE Band 25&2	1g Head SAR	1.21	
	1g Body SAR	1.11	
LTE Band 26&5	1g Head SAR	0.07	
	1g Body SAR	0.11	
LTE Band 41	1g Head SAR	0.47	
	1g Body SAR	0.28	
LTE Band 66&4	1g Head SAR	0.73	
	1g Body SAR	0.46	
LTE Band 71	1g Head SAR	0.04	
	1g Body SAR	0.10	
5G NR n2	1g Head SAR	1.21	
	1g Body SAR	0.76	
5G NR n5	1g Head SAR	0.07	
	1g Body SAR	0.10	
5G NR n25	1g Head SAR	1.23	
	1g Body SAR	1.11	
5G NR n41	1g Head SAR	0.13	
	1g Body SAR	0.08	
5G NR n66	1g Head SAR	0.67	
	1g Body SAR	0.46	
5G NR n71	1g Head SAR	0.05	
	1g Body SAR	0.10	
2.4G Wi-Fi	1g Head SAR	0.14	
	1g Body SAR	0.08	
5.2G Wi-Fi	1g Head SAR	0.27	
	1g Body SAR	0.09	
5.8G Wi-Fi	1g Head SAR	0.11	
	1g Body SAR	0.21	

<b>Bluetooth</b>	1g Head SAR	0.01	
	1g Body SAR	0.02	
<b>Simultaneous</b>	1g Head SAR	<b>1.59</b>	
	1g Body SAR	<b>1.42</b>	
	1g Body SAR	<b>1.42(Hotspot)</b>	
<b>Applicable Standards</b>	<b>FCC 47 CFR part 2.1093</b> Radiofrequency radiation exposure evaluation: portable devices		
	<b>RF Exposure Procedures: TCB Workshop April 2015(Overlapping LTE Bands)</b>		
	<b>IEEE1528:2013</b> IEEE Recommended Practice for Determining the Peak Spatial-Average Specific Absorption Rate (SAR) in the Human Head from Wireless Communications Devices: Measurement Techniques		
	<b>IEC 62209-1:2016</b> Measurement procedure for the assessment of specific absorption rate of human exposure to radio frequency fields from hand-held and body-mounted wireless communication devices – Part 1: Devices used next to the ear (Frequency range of 300 MHz to 6 GHz)		
	<b>KDB procedures</b> KDB 447498 D04 Interim General RF Exposure Guidance v01 KDB 648474 D04 Handset SAR v01r03 KDB 865664 D01 SAR Measurement 100 MHz to 6 GHz v01r04 KDB 865664 D02 RF Exposure Reporting v01r02 KDB 941225 D01 3G SAR Procedures v03r01 KDB 941225 D05 SAR for LTE Devices v02r05 KDB 941225 D06 Hotspot Mode v02r01 KDB 248227 D01 802.11 Wi-Fi SAR v02r02		
<b>Note:</b> This wireless device has been shown to be capable of compliance for localized specific absorption rate (SAR) for General Population/Uncontrolled Exposure limits specified in <b>FCC 47 CFR part 2.1093</b> and has been tested in accordance with the measurement procedures specified in IEEE 1528-2013 and RF exposure KDB procedures. <b>The results and statements contained in this report pertain only to the device(s) evaluated.</b>			

## TABLE OF CONTENTS

<b>DOCUMENT REVISION HISTORY</b> .....	<b>5</b>
<b>EUT DESCRIPTION</b> .....	<b>6</b>
TECHNICAL SPECIFICATION .....	6
<b>REFERENCE, STANDARDS, AND GUIDELINES</b> .....	<b>8</b>
SAR LIMITS.....	9
<b>FACILITIES</b> .....	<b>10</b>
<b>DESCRIPTION OF TEST SYSTEM</b> .....	<b>11</b>
<b>EQUIPMENT LIST AND CALIBRATION</b> .....	<b>17</b>
EQUIPMENTS LIST & CALIBRATION INFORMATION.....	17
<b>SAR MEASUREMENT SYSTEM VERIFICATION</b> .....	<b>18</b>
LIQUID VERIFICATION .....	18
SYSTEM ACCURACY VERIFICATION.....	22
SAR SYSTEM VALIDATION DATA.....	23
<b>EUT TEST STRATEGY AND METHODOLOGY</b> .....	<b>33</b>
TEST POSITIONS FOR DEVICE OPERATING NEXT TO A PERSON’S EAR .....	33
CHEEK/TOUCH POSITION .....	34
EAR/TILT POSITION .....	34
TEST POSITIONS FOR BODY-WORN AND OTHER CONFIGURATIONS.....	35
TEST DISTANCE FOR SAR EVALUATION.....	35
SAR EVALUATION PROCEDURE .....	36
<b>CONDUCTED OUTPUT POWER MEASUREMENT</b> .....	<b>37</b>
TEST PROCEDURE .....	37
RADIO CONFIGURATION .....	37
MAXIMUM TARGET OUTPUT POWER .....	44
DUTY CYCLE .....	160
<b>STANDALONE SAR TEST EXCLUSION CONSIDERATIONS</b> .....	<b>162</b>
ANTENNA DISTANCE TO EDGE.....	164
STANDALONE SAR TEST EXCLUSION CONSIDERATIONS .....	165
SAR TEST EXCLUSION FOR THE EUT EDGE CONSIDERATIONS RESULT .....	167
EXTREMITY EXPOSURE CONFIGURATIONS .....	167
<b>SAR MEASUREMENT RESULTS</b> .....	<b>168</b>
SAR TEST DATA .....	168
<b>SAR MEASUREMENT VARIABILITY</b> .....	<b>195</b>
<b>SAR SIMULTANEOUS TRANSMISSION DESCRIPTION</b> .....	<b>197</b>
<b>SAR PLOTS</b> .....	<b>201</b>
<b>APPENDIX A MEASUREMENT UNCERTAINTY</b> .....	<b>202</b>
<b>APPENDIX B EUT TEST POSITION PHOTOS</b> .....	<b>204</b>
<b>APPENDIX C PROBE CALIBRATION CERTIFICATES</b> .....	<b>205</b>
<b>APPENDIX D DIPOLE CALIBRATION CERTIFICATES</b> .....	<b>206</b>

**DOCUMENT REVISION HISTORY**

Revision Number	Report Number	Description of Revision	Date of Revision
0	SZNS220627-28792E-SA	Original Report	2022/08/11

## EUT DESCRIPTION

This report has been prepared on behalf of **Sun Cupid Technology (HK) Ltd.** and their product **5G Smart Phone**, Model: **N6501L**, FCC ID: **2ADINN6501L** or the EUT (Equipment under Test) as referred to in the rest of this report.

*Notes: This series products model: N6501L and B20 are identical; Model N6501L was selected for fully testing, the detailed information can be referred to the attached declaration which was stated and guaranteed by the applicant.*

### Technical Specification

<b>Device Type:</b>	Portable
<b>Device Size:</b>	Overall: 162mm x 75mm x 9mm Overall Diagonal: 172mm
<b>Exposure Category:</b>	Population / Uncontrolled
<b>Antenna Type(s):</b>	Internal Antenna
<b>DTM Type:</b>	Class B
<b>Multi-slot Class:</b>	GPRS(Class 12); EDGE(Class 12)
<b>Body-Worn Accessories:</b>	Headset
<b>Face-Head Accessories:</b>	None
<b>Proximity Sensor:</b>	None
<b>Carrier Aggregation:</b>	None
<b>EN-DC Combinations:</b>	DC_2A_n41A/ DC_2A_n71A/ DC_12A_n66A/ DC_12A_n2A/ DC_66A_n41A/ DC_66A_n71A
<b>Operation Mode :</b>	GSM Voice, GPRS/EDGE Data, WCDMA( R99 (Voice+Data), HSDPA/HSUPA/ HSPA+), FDD-LTE, TDD-LTE, SA, NSA, Wi-Fi, Bluetooth and NFC
<b>Frequency Band:</b>	GSM 850: 824-849 MHz(TX); 869-894 MHz(RX) PCS 1900: 1850-1910 MHz(TX); 1930-1990 MHz(RX) WCDMA Band 2: 1850-1910 MHz(TX); 1930-1990 MHz(RX) WCDMA Band 4: 1710-1755 MHz(TX) ; 2110-2155 MHz(RX) WCDMA Band 5: 824-849 MHz(TX); 869-894 MHz(RX) LTE Band 2: 1850-1910 MHz(TX); 1930-1990 MHz(RX) LTE Band 4: 1710-1755 MHz(TX) ; 2110-2155 MHz(RX) LTE Band 5: 824-849 MHz(TX); 869-894 MHz(RX) LTE Band 7: 2500-2570 MHz(TX); 2620-2690 MHz(RX) LTE Band 12: 699-716 MHz(TX); 729-746 MHz(RX) LTE Band 13: 777-787 MHz(TX); 746-756 MHz(RX) LTE Band 17: 704-716 MHz(TX); 734-746 MHz(RX) LTE Band 25: 1850-1915 MHz(TX); 1930-1995 MHz(RX) LTE Band 26: 814-849 MHz(TX); 859-894 MHz(RX) LTE Band 29: 717-728 MHz(RX only) LTE Band 41: 2496-2690 MHz(TX); 2496-2690 MHz(RX) LTE Band 66: 1710-1780 MHz(TX); 2110-2180 MHz(RX) LTE Band 71: 663-698 MHz(TX); 617-652 MHz(RX) 5G NR n2: 1850-1910 MHz(TX); 1930-1990 MHz(RX) 5G NR n5: 824-849 MHz(TX); 869-894 MHz(RX) 5G NR n25: 1850-1915 MHz(TX); 1930-1995 MHz(RX) 5G NR n41: 2496-2690 MHz(TX); 2496-2690 MHz(RX) 5G NR n66: 1710-1780 MHz(TX); 2110-2180 MHz(RX) 5G NR n71: 663-698 MHz(TX); 617-652 MHz(RX) Wi-Fi 2.4G: 2412 -2472 MHz(TX&RX) Wi-Fi 5.2G: 5150 -5250 MHz(TX&RX) Wi-Fi 5.8G: 5725 -5850 MHz(TX&RX)

	Bluetooth: 2402 -2480 MHz(TX&RX) BLE: 2402 -2480 MHz(TX&RX) NFC: 13.56MHz
<b>Power Source:</b>	Rechargeable Battery
<b>Normal Operation:</b>	Head and Body-worn
<p><b>Note:</b></p> <ol style="list-style-type: none"> <li>1. This device supports 5G NR FR1 bands, including NSA mode and SA mode.</li> <li>2. SAR test for NR bands and LTE anchor Bands were performed separately due to limitations in SAR probe calibration factors. And, due to test setup limitations, SAR testing for NR was performed using test mode software to establish the connection.</li> <li>3. NSA and SA mode should perform SAR separately. Chip based algorithms, For the maximum power of SA mode is the same as NSA total power level, so SA standalone total power level SAR can represent NSA mode SAR.</li> <li>4. 5G NR NSA mode, the power level is the same as 5G NR SA mode, so only 5G NR SA mode power table show in this report.</li> <li>5. For 5G NR, the simultaneous transmission analysis is used standalone SAR at total power level to show compliance.</li> <li>6. 5G NR supports CP-OFDM and DFT-s-OFDM modulation, for DFT-s-OFDM power is higher than CP-OFDM, so only show DFT-S-OFDM power table and chose DFT-s-OFDM to perform SAR testing.</li> <li>7. 5G NR bands supports SA Band2/5/25/41/66/71 and NSA DC_2A_n41A/ DC_2A_n71A/ DC_12A_n66A/ DC_12A_n2A/ DC_66A_n41A/ DC_66A_n71A mode.</li> </ol>	

## REFERENCE, STANDARDS, AND GUIDELINES

---

### FCC:

The Report and Order requires routine SAR evaluation prior to equipment authorization of portable transmitter devices, including portable telephones. For consumer products, the applicable limit is 1.6 mW/g as recommended by the ANSI/IEEE standard C95.1-1992 [6] for an uncontrolled environment (Paragraph 65). According to the Supplement C of OET Bulletin 65 "Evaluating Compliance with FCC Guide-lines for Human Exposure to Radio frequency Electromagnetic Fields", released on Jun 29, 2001 by the FCC, the device should be evaluated at maximum output power (radiated from the antenna) under "worst-case" conditions for normal or intended use, incorporating normal antenna operating positions, device peak performance frequencies and positions for maximum RF energy coupling.

This report describes the methodology and results of experiments performed on wireless data terminal. The objective was to determine if there is RF radiation and if radiation is found, what is the extent of radiation with respect to safety limits. SAR (Specific Absorption Rate) is the measure of RF exposure determined by the amount of RF energy absorbed by human body (or its parts) – to determine how the RF energy couples to the body or head which is a primary health concern for body worn devices. The limit below which the exposure to RF is considered safe by regulatory bodies in North America is 1.6 mW/g average over 1 gram of tissue mass.

### CE:

The order requires routine SAR evaluation prior to equipment authorization of portable transmitter devices, including portable telephones. For consumer products, the applicable limit is 2 mW/g as recommended by EN62209-1 for an uncontrolled environment. According to the Standard, the device should be evaluated at maximum output power (radiated from the antenna) under "worst-case" conditions for normal or intended use, incorporating normal antenna operating positions, device peak performance frequencies and positions for maximum RF energy coupling.

This report describes the methodology and results of experiments performed on wireless data terminal. The objective was to determine if there is RF radiation and if radiation is found, what is the extent of radiation with respect to safety limits. SAR (Specific Absorption Rate) is the measure of RF exposure determined by the amount of RF energy absorbed by human body (or its parts) – to determine how the RF energy couples to the body or head which is a primary health concern for body worn devices. The limit below which the exposure to RF is considered safe by regulatory bodies in Europe is 2 mW/g average over 10 gram of tissue mass.

The test configurations were laid out on a specially designed test fixture to ensure the reproducibility of measurements. Each configuration was scanned for SAR. Analysis of each scan was carried out to characterize the above effects in the device.



**SAR Limits****FCC Limit (1g Tissue)**

EXPOSURE LIMITS	SAR (W/kg)	
	(General Population / Uncontrolled Exposure Environment)	(Occupational / Controlled Exposure Environment)
Spatial Average (averaged over the whole body)	0.08	0.4
Spatial Peak (averaged over any 1 g of tissue)	<b>1.6</b>	8.0
Spatial Peak (hands/wrists/feet/ankles averaged over 10 g)	4.0	20.0

**CE Limit (10g Tissue)**

EXPOSURE LIMITS	SAR (W/kg)	
	(General Population / Uncontrolled Exposure Environment)	(Occupational / Controlled Exposure Environment)
Spatial Average (averaged over the whole body)	0.08	0.4
Spatial Peak (averaged over any 10 g of tissue)	2.0	10
Spatial Peak (hands/wrists/feet/ankles averaged over 10 g)	4.0	20.0

Population/Uncontrolled Environments are defined as locations where there is the exposure of individual who have no knowledge or control of their exposure.

Occupational/Controlled Environments are defined as locations where there is exposure that may be incurred by people who are aware of the potential for exposure (i.e. as a result of employment or occupation).

General Population/Uncontrolled environments Spatial Peak limit 1.6W/kg (FCC) & 2 W/kg (CE) applied to the EUT.

---

## **FACILITIES**

---

The test site used by Shenzhen Accurate Technology Co., Ltd. to collect test data is located on the 1/F., Building A, Changyuan New Material Port, Science & Industry Park, Nanshan District, Shenzhen, Guangdong, P.R. China.

The test site has been approved by the FCC under the KDB 974614 D01 and is listed in the FCC Public Access Link (PAL) database, FCC Registration No.: 708358, the FCC Designation No.: CN1189. Accredited by American Association for Laboratory Accreditation (A2LA) The Certificate Number is 4297.01 .

Listed by Innovation, Science and Economic Development Canada (ISED), the Registration Number is 5077A.

The test site has been registered with ISED Canada under ISED Canada Registration Number CN0016.

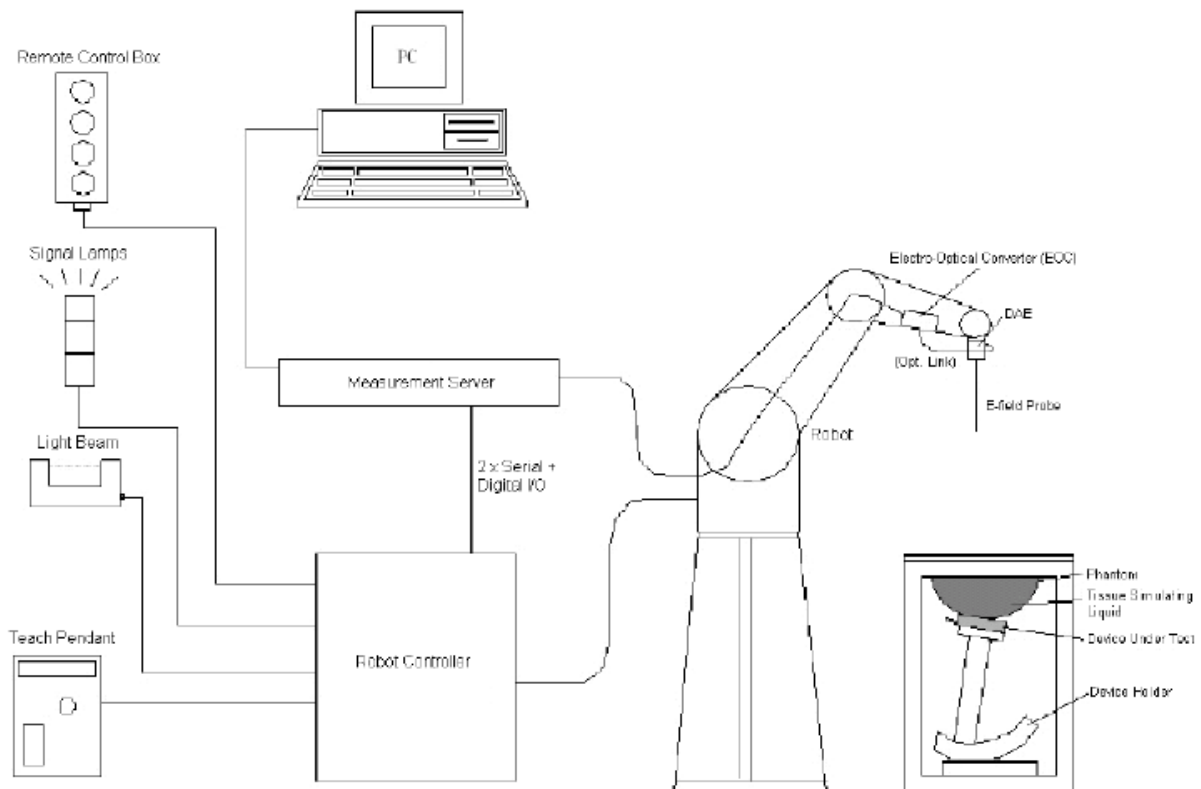
## DESCRIPTION OF TEST SYSTEM

These measurements were performed with the automated near-field scanning system DASY5 from Schmid & Partner Engineering AG (SPEAG) which is the Fifth generation of the system shown in the figure hereinafter:



### DASY5 System Description

The DASY5 system for performing compliance tests consists of the following items:



- A standard high precision 6-axis robot (Staubli TX=RX family) with controller, teach pendant and software. An arm extension for accommodating the data acquisition electronics (DAE).
- An isotropic field probe optimized and calibrated for the targeted measurement.
- A data acquisition electronics (DAE) which performs the signal application, signal multiplexing, AD-conversion, offset measurements, mechanical surface detection, collision detection, etc. The unit is battery powered with standard or rechargeable batteries. The signal is optically transmitted to the EOC.
- The Electro-optical converter (EOC) performs the conversion from optical to electrical signals for the digital communication to the DAE. To use optical surface detection, a special version of the EOC is required. The EOC signal is transmitted to the measurement server.
- The function of the measurement server is to perform the time critical tasks such as signal filtering, control of the robot operation and fast movement interrupts.
- The Light Beam used is for probe alignment. This improves the (absolute) accuracy of the probe positioning.
- A computer running Win7 professional operating system and the DASY52 software.
- Remote control and teach pendant as well as additional circuitry for robot safety such as warning lamps, etc.
- The phantom, the device holder and other accessories according to the targeted measurement.

### **DASY5 Measurement Server**

The DASY5 measurement server is based on a PC/104 CPU board with a 400 MHz Intel ULV Celeron, 128 MB chip-disk and 128 MB RAM. The necessary circuits for communication with the DAE4 (or DAE3) electronics box, as well as the 16-bit AD converter system for optical detection and digital I/O interface are contained on the DASY6 I/O board, which is directly connected to the PC/104 bus of the CPU board.

The measurement server performs all real-time data evaluations of field measurements and surface detection, controls robot movements, and handles safety operations. The PC operating system cannot interfere with these time-critical processes. All connections are supervised by a watchdog, and disconnection of any of the cables to the measurement server will automatically disarm the robot and disable all program-controlled robot movements. Furthermore, the measurement server is equipped with an expansion port, which is reserved for future applications. Please note that this expansion port does not have a standardized pinout, and therefore only devices provided by SPEAG can be connected. Connection of devices from any other supplier could seriously damage the measurement server.

### **Data Acquisition Electronics**

The data acquisition electronics (DAE4) consist of a highly sensitive electrometer-grade preamplifier with auto-zeroing, a channel and gain-switching multiplexer, a fast 16 bit AD-converter and a command decoder with a control logic unit. Transmission to the measurement server is accomplished through an optical downlink for data and status information, as well as an optical uplink for commands and the clock.

The mechanical probe mounting device includes two different sensor systems for frontal and sideways probe contacts. They are used for mechanical surface detection and probe collision detection.

The input impedance of both the DAE4 as well as of the DAE3 box is 200M $\Omega$ ; the inputs are symmetrical and floating. Common mode rejection is above 80 dB.

### EX3DV4 E-Field Probes

<b>Frequency</b>	10 MHz to > 6 GHz Linearity: $\pm 0.2$ dB (30 MHz to 6 GHz)
<b>Directivity</b>	$\pm 0.3$ dB in TSL (rotation around probe axis) $\pm 0.5$ dB in TSL (rotation normal to probe axis)
<b>Dynamic Range</b>	10 $\mu$ W/g to > 100 mW/g Linearity: $\pm 0.2$ dB (noise: typically < 1 $\mu$ W/g)
<b>Dimensions</b>	Overall length: 337 mm (Tip: 20 mm) Tip diameter: 2.5 mm (Body: 12 mm) Typical distance from probe tip to dipole centers: 1 mm
<b>Application</b>	High precision dosimetric measurements in any exposure scenario (e.g., very strong gradient fields); the only probe that enables compliance testing for frequencies up to 6 GHz with precision of better 30%.
<b>Compatibility</b>	DASY3, DASY4, DASY52 SAR and higher, EASY4/MRI

### SAM Twin Phantom

The SAM Twin Phantom (shown in front of DASY5) is a fiberglass shell phantom with shell thickness 2 mm, except in the ear region where the thickness is increased to 6 mm..

When the phantom is mounted inside allocated slot of the DASY5 platform, phantom reference points can be taught directly in the DASY5 V5.2 software. When the DASY5 platform is used to mount the

Phantom, some of the phantom teaching points cannot be reached by the robot in DASY5 V5.2. A special tool called P1a-P2aX-Former is provided to transform two of the three points, P1 and P2, to reachable locations. To use these new teaching points, a revised phantom configuration file is required.

In addition to our standard broadband liquids, the phantom can be used with the following tissue simulating liquids:

Sugar-water-based liquids can be left permanently in the phantom.

Always cover the liquid when the system is not in use to prevent changes in liquid parameters due to water evaporation.

DGBE-based liquids should be used with care. As DGBE is a softener for most plastics, the liquid should be taken out of the phantom, and the phantom should be dried when the system is not in use (desirable at least once a week).

Do not use other organic solvents without previously testing the solvent resistivity of the phantom. Approximately 25 liters of liquid is required to fill the SAM Twin phantom.



**Calibration Frequency Points for EX3DV4 E-Field Probes SN: 7441 Calibrated: 2022/05/16**

Calibration Frequency Point(MHz)	Frequency Range(MHz)		Conversion Factor		
	From	To	X	Y	Z
750 Head	650	850	10.04	10.04	10.04
900 Head	850	1000	9.61	9.61	9.61
1450 Head	1350	1550	8.52	8.52	8.52
1750 Head	1650	1850	8.32	8.32	8.32
1900 Head	1850	1950	7.94	7.94	7.94
2000 Head	1950	2100	7.99	7.99	7.99
2300 Head	2200	2400	7.78	7.78	7.78
2450 Head	2400	2550	7.54	7.54	7.54
2600 Head	2550	2700	7.30	7.30	7.30
3300 Head	3200	3400	7.09	7.09	7.09
3500 Head	3400	3600	6.89	6.89	6.89
3700 Head	3600	3800	6.55	6.55	6.55
3900 Head	3800	4000	6.60	6.60	6.60
4400 Head	4300	4500	6.34	6.34	6.34
4600 Head	4500	4700	6.26	6.26	6.26
4800 Head	4700	4900	6.16	6.16	6.16
4950 Head	4900	5050	5.85	5.85	5.85
5250 Head	5140	5360	5.35	5.35	5.35
5600 Head	5490	5700	4.85	4.85	4.85
5750 Head	5700	5860	4.83	4.83	4.83

## Area Scans

	$\leq 3$ GHz	$> 3$ GHz
Maximum distance from closest measurement point (geometric center of probe sensors) to phantom surface	5 mm $\pm$ 1 mm	$\frac{1}{2} \cdot \delta \cdot \ln(2)$ mm $\pm$ 0.5 mm
Maximum probe angle from probe axis to phantom surface normal at the measurement location	$30^\circ \pm 1^\circ$	$20^\circ \pm 1^\circ$
Maximum area scan spatial resolution: $\Delta x_{Area}$ , $\Delta y_{Area}$	$\leq 2$ GHz: $\leq 15$ mm 2 – 3 GHz: $\leq 12$ mm	3 – 4 GHz: $\leq 12$ mm 4 – 6 GHz: $\leq 10$ mm
	When the x or y dimension of the test device, in the measurement plane orientation, is smaller than the above, the measurement resolution must be $\leq$ the corresponding x or y dimension of the test device with at least one measurement point on the test device.	

## Zoom Scan (Cube Scan Averaging)

Maximum zoom scan spatial resolution: $\Delta x_{Zoom}$ , $\Delta y_{Zoom}$		$\leq 2$ GHz: $\leq 8$ mm 2 – 3 GHz: $\leq 5$ mm*	3 – 4 GHz: $\leq 5$ mm* 4 – 6 GHz: $\leq 4$ mm*	
Maximum zoom scan spatial resolution, normal to phantom surface	uniform grid: $\Delta z_{Zoom}(n)$	$\leq 5$ mm	3 – 4 GHz: $\leq 4$ mm 4 – 5 GHz: $\leq 3$ mm 5 – 6 GHz: $\leq 2$ mm	
	graded grid	$\Delta z_{Zoom}(1)$ : between 1 <sup>st</sup> two points closest to phantom surface	$\leq 4$ mm	3 – 4 GHz: $\leq 3$ mm 4 – 5 GHz: $\leq 2.5$ mm 5 – 6 GHz: $\leq 2$ mm
		$\Delta z_{Zoom}(n>1)$ : between subsequent points	$\leq 1.5 \cdot \Delta z_{Zoom}(n-1)$ mm	
Minimum zoom scan volume	x, y, z	$\geq 30$ mm	3 – 4 GHz: $\geq 28$ mm 4 – 5 GHz: $\geq 25$ mm 5 – 6 GHz: $\geq 22$ mm	
<p>Note: <math>\delta</math> is the penetration depth of a plane-wave at normal incidence to the tissue medium; see IEEE Std 1528-2013 for details.</p> <p>* When zoom scan is required and the <i>reported</i> SAR from the <i>area scan based 1-g SAR estimation</i> procedures of KDB Publication 447498 is <math>\leq 1.4</math> W/kg, <math>\leq 8</math> mm, <math>\leq 7</math> mm and <math>\leq 5</math> mm zoom scan resolution may be applied, respectively, for 2 GHz to 3 GHz, 3 GHz to 4 GHz and 4 GHz to 6 GHz.</p>				

## Tissue Dielectric Parameters for Head and Body Phantoms

The head tissue dielectric parameters recommended by the IEC 62209-1:2016

### Recommended Tissue Dielectric Parameters for Head

**Table A.3 – Dielectric properties of the head tissue-equivalent liquid**

Frequency MHz	Relative permittivity $\epsilon_r$	Conductivity ( $\sigma$ ) S/m
300	45,3	0,87
450	43,5	0,87
<i>750</i>	<i>41,9</i>	<i>0,89</i>
835	41,5	0,90
900	41,5	0,97
1 450	40,5	1,20
<i>1 500</i>	<i>40,4</i>	<i>1,23</i>
<i>1 640</i>	<i>40,2</i>	<i>1,31</i>
<i>1 750</i>	<i>40,1</i>	<i>1,37</i>
1 800	40,0	1,40
1 900	40,0	1,40
2 000	40,0	1,40
<i>2 100</i>	<i>39,8</i>	<i>1,49</i>
<i>2 300</i>	<i>39,5</i>	<i>1,67</i>
2 450	39,2	1,80
<i>2 600</i>	<i>39,0</i>	<i>1,96</i>
3 000	38,5	2,40
<i>3 500</i>	<i>37,9</i>	<i>2,91</i>
<i>4 000</i>	<i>37,4</i>	<i>3,43</i>
<i>4 500</i>	<i>36,8</i>	<i>3,94</i>
<i>5 000</i>	<i>36,2</i>	<i>4,45</i>
<i>5 200</i>	<i>36,0</i>	<i>4,66</i>
<i>5 400</i>	<i>35,8</i>	<i>4,86</i>
<i>5 600</i>	<i>35,5</i>	<i>5,07</i>
<i>5 800</i>	<i>35,3</i>	<i>5,27</i>
6 000	35,1	5,48

NOTE For convenience, permittivity and conductivity values at those frequencies which are not part of the original data provided by Drossos et al. [33] or the extension to 5 800 MHz are provided (i.e. the values shown *in italics*). These values were linearly interpolated between the values in this table that are immediately above and below these values, except the values at 6 000 MHz that were linearly extrapolated from the values at 3 000 MHz and 5 800 MHz.



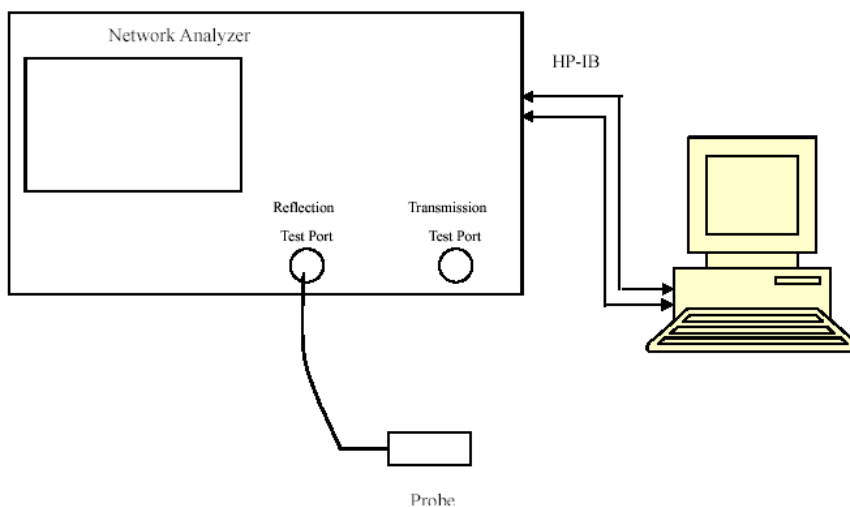
## EQUIPMENT LIST AND CALIBRATION

### Equipments List & Calibration Information

Equipment	Model	S/N	Calibration Date	Calibration Due Date
DASY5 Test Software	DASY52 52.10.4	N/A	NCR	NCR
DASY5 Measurement Server	DASY5 6.0.31	N/A	NCR	NCR
Data Acquisition Electronics	DAE4	1211	2022/03/01	2023/02/28
E-Field Probe	EX3DV4	7441	2022/05/16	2023/05/15
Mounting Device	MD4HHTV5	SD 000 H01 KA	NCR	NCR
SAM Twin Phantom	SAM-Twin V5.0	1744	NCR	NCR
Dipole, 750MHz	D750V3	1194	2020/1/13	2023/1/12
Dipole,835MHz	D835V2	4d103	2021/10/27	2024/10/26
Dipole,1800MHz	D1800V2	2d018	2020/10/15	2023/10/14
Dipole,1900MHz	D1900V2	5d128	2021/10/27	2024/10/26
Dipole,2450MHz	D2450V2	751	2020/10/13	2023/10/12
Dipole,2600MHz	D2600V2	1162	2019/10/2	2022/10/1
Dipole,5GHz	D5GHZV2	1301	2020/01/10	2023/01/09
Simulated Tissue Liquid Head	HBBL600-10000V6	SL AAH U16 BC	Each Time	/
Network Analyzer	8753D	3410A08288	2022/07/05	2023/07/04
Dielectric Assessment Kit	DAK-3.5	1320	NCR	NCR
Signal Generator	SMB100A	108362	2021/12/23	2022/12/22
USB wideband power sensor	U2021XA	MY52350001	2021/12/23	2022/12/22
Power Amplifier	CBA 1G-070	T44328	2021/12/23	2022/12/22
Linear Power Amplifier	AS0860-40/45	1060913	2021/12/23	2022/12/22
Directional Coupler	4223-20	3.113.277	2021/12/23	2022/12/22
6dB Attenuator	8493B	2708A 04769	2021/12/23	2022/12/22
Spectrum Analyzer	FSV40	101949	2021/12/13	2022/12/12
Wideband Radio Communication Tester	CMW500	143458	2022/02/27	2023/02/26
Radio Communication Analyzer	MT8821C	6262287697	2022/04/25	2023/04/24

# SAR MEASUREMENT SYSTEM VERIFICATION

## Liquid Verification



Liquid Verification Setup Block Diagram

## Liquid Verification Results

Frequency (MHz)	Liquid Type	Liquid Parameter		Target Value		Delta (%)		Tolerance (%)
		$\epsilon_r$	$\sigma$ (S/m)	$\epsilon_r$	$\sigma$ (S/m)	$\Delta\epsilon_r$	$\Delta\sigma$ (S/m)	
673	Simulated Tissue Liquid Head	42.767	0.866	42.34	0.89	1.01	-2.7	$\pm 5$
683	Simulated Tissue Liquid Head	42.772	0.867	42.29	0.89	1.14	-2.58	$\pm 5$
688	Simulated Tissue Liquid Head	42.783	0.867	42.26	0.89	1.24	-2.58	$\pm 5$
704	Simulated Tissue Liquid Head	42.82	0.869	42.18	0.89	1.52	-2.36	$\pm 5$
707.5	Simulated Tissue Liquid Head	42.986	0.877	42.16	0.89	1.96	-1.46	$\pm 5$
711	Simulated Tissue Liquid Head	43.074	0.885	42.14	0.89	2.22	-0.56	$\pm 5$
750	Simulated Tissue Liquid Head	42.826	0.888	41.90	0.89	2.21	-0.22	$\pm 5$
782	Simulated Tissue Liquid Head	41.302	0.897	41.75	0.89	-1.07	0.79	$\pm 5$

\*Liquid Verification above was performed on 2022/07/26.

Frequency (MHz)	Liquid Type	Liquid Parameter		Target Value		Delta (%)		Tolerance (%)
		$\epsilon_r$	$\sigma$ (S/m)	$\epsilon_r$	$\sigma$ (S/m)	$\Delta\epsilon_r$	$\Delta\sigma$ (S/m)	
824.2	Simulated Tissue Liquid Head	41.477	0.905	41.55	0.9	-0.18	0.56	$\pm 5$
826.4	Simulated Tissue Liquid Head	41.788	0.906	41.54	0.9	0.6	0.67	$\pm 5$
829	Simulated Tissue Liquid Head	42.086	0.922	41.53	0.9	1.34	2.44	$\pm 5$
835	Simulated Tissue Liquid Head	41.085	0.918	41.5	0.9	-1	2	$\pm 5$
836.5	Simulated Tissue Liquid Head	41.205	0.928	41.5	0.9	-0.71	3.11	$\pm 5$
836.6	Simulated Tissue Liquid Head	41.869	0.931	41.5	0.9	0.89	3.44	$\pm 5$
844	Simulated Tissue Liquid Head	41.37	0.932	41.5	0.91	-0.31	2.42	$\pm 5$
846.6	Simulated Tissue Liquid Head	41.525	0.938	41.5	0.91	0.06	3.08	$\pm 5$
848.8	Simulated Tissue Liquid Head	41.629	0.942	41.5	0.91	0.31	3.52	$\pm 5$

\*Liquid Verification above was performed on 2022/07/24.

Frequency (MHz)	Liquid Type	Liquid Parameter		Target Value		Delta (%)		Tolerance (%)
		$\epsilon_r$	$\sigma$ (S/m)	$\epsilon_r$	$\sigma$ (S/m)	$\Delta\epsilon_r$	$\Delta\sigma$ (S/m)	
1712.4	Simulated Tissue Liquid Head	39.997	1.366	40.13	1.35	-0.33	1.19	$\pm 5$
1732.6	Simulated Tissue Liquid Head	39.376	1.382	40.12	1.36	-1.85	1.62	$\pm 5$
1752.6	Simulated Tissue Liquid Head	40.191	1.391	40.09	1.37	0.25	1.53	$\pm 5$
1720	Simulated Tissue Liquid Head	41.018	1.373	40.13	1.35	2.21	1.7	$\pm 5$
1745	Simulated Tissue Liquid Head	39.486	1.39	40.1	1.37	-1.53	1.46	$\pm 5$
1770	Simulated Tissue Liquid Head	41.376	1.393	40.1	1.39	3.18	0.22	$\pm 5$
1800	Simulated Tissue Liquid Head	39.567	1.403	40	1.4	-1.08	0.21	$\pm 5$

\*Liquid Verification above was performed on 2022/07/21.

Frequency (MHz)	Liquid Type	Liquid Parameter		Target Value		Delta (%)		Tolerance (%)
		$\epsilon_r$	$\sigma$ (S/m)	$\epsilon_r$	$\sigma$ (S/m)	$\Delta\epsilon_r$	$\Delta\sigma$ (S/m)	
1712.4	Simulated Tissue Liquid Head	40.093	1.367	40.13	1.35	-0.09	1.26	$\pm 5$
1732.6	Simulated Tissue Liquid Head	39.419	1.377	40.12	1.36	-1.75	1.25	$\pm 5$
1752.6	Simulated Tissue Liquid Head	40.185	1.393	40.09	1.37	0.24	1.68	$\pm 5$
1720	Simulated Tissue Liquid Head	41.098	1.368	40.13	1.35	2.41	1.33	$\pm 5$
1745	Simulated Tissue Liquid Head	39.457	1.395	40.1	1.37	-1.6	1.82	$\pm 5$
1770	Simulated Tissue Liquid Head	41.447	1.394	40.1	1.39	3.36	0.29	$\pm 5$
1800	Simulated Tissue Liquid Head	39.535	1.403	40	1.4	-1.16	0.21	$\pm 5$

\*Liquid Verification above was performed on 2022/07/23.

Frequency (MHz)	Liquid Type	Liquid Parameter		Target Value		Delta (%)		Tolerance (%)
		$\epsilon_r$	$\sigma$ (S/m)	$\epsilon_r$	$\sigma$ (S/m)	$\Delta\epsilon_r$	$\Delta\sigma$ (S/m)	
1850.2	Simulated Tissue Liquid Head	39.78	1.397	40	1.4	-0.55	-0.21	$\pm 5$
1852.4	Simulated Tissue Liquid Head	40.171	1.402	40	1.4	0.43	0.14	$\pm 5$
1860	Simulated Tissue Liquid Head	39.869	1.403	40	1.4	-0.33	0.21	$\pm 5$
1880	Simulated Tissue Liquid Head	40.318	1.411	40	1.4	0.79	0.79	$\pm 5$
1900	Simulated Tissue Liquid Head	39.523	1.419	40	1.4	-1.19	1.36	$\pm 5$
1907.6	Simulated Tissue Liquid Head	39.175	1.43	40	1.4	-2.06	2.14	$\pm 5$
1909.8	Simulated Tissue Liquid Head	39.181	1.436	40	1.4	-2.05	2.57	$\pm 5$

\*Liquid Verification above was performed on 2022/07/17.

Frequency (MHz)	Liquid Type	Liquid Parameter		Target Value		Delta (%)		Tolerance (%)
		$\epsilon_r$	$\sigma$ (S/m)	$\epsilon_r$	$\sigma$ (S/m)	$\Delta\epsilon_r$	$\Delta\sigma$ (S/m)	
1850.2	Simulated Tissue Liquid Head	39.716	1.393	40	1.4	-0.71	-0.5	$\pm 5$
1852.4	Simulated Tissue Liquid Head	40.295	1.403	40	1.4	0.74	0.21	$\pm 5$
1860	Simulated Tissue Liquid Head	39.982	1.4	40	1.4	-0.05	0	$\pm 5$
1880	Simulated Tissue Liquid Head	40.354	1.41	40	1.4	0.88	0.71	$\pm 5$
1900	Simulated Tissue Liquid Head	39.474	1.415	40	1.4	-1.32	1.07	$\pm 5$
1907.6	Simulated Tissue Liquid Head	39.277	1.43	40	1.4	-1.81	2.14	$\pm 5$
1909.8	Simulated Tissue Liquid Head	39.09	1.439	40	1.4	-2.27	2.79	$\pm 5$

\*Liquid Verification above was performed on 2022/07/20.

Frequency (MHz)	Liquid Type	Liquid Parameter		Target Value		Delta (%)		Tolerance (%)
		$\epsilon_r$	$\sigma$ (S/m)	$\epsilon_r$	$\sigma$ (S/m)	$\Delta\epsilon_r$	$\Delta\sigma$	
2402	Simulated Tissue Liquid Head	38.015	1.806	39.28	1.77	-3.22	2.03	$\pm 5$
2412	Simulated Tissue Liquid Head	38.033	1.81	39.28	1.77	-3.17	2.26	$\pm 5$
2441	Simulated Tissue Liquid Head	38.087	1.847	39.22	1.79	-2.89	3.18	$\pm 5$
2442	Simulated Tissue Liquid Head	38.087	1.847	39.22	1.79	-2.89	3.18	$\pm 5$
2450	Simulated Tissue Liquid Head	38.313	1.861	39.20	1.80	-2.26	3.39	$\pm 5$
2472	Simulated Tissue Liquid Head	38.373	1.866	39.17	1.82	-2.03	2.53	$\pm 5$
2480	Simulated Tissue Liquid Head	38.399	1.871	39.17	1.82	-1.97	2.8	$\pm 5$

\*Liquid Verification above was performed on 2022/07/28.

Frequency (MHz)	Liquid Type	Liquid Parameter		Target Value		Delta (%)		Tolerance (%)
		$\epsilon_r$	$\sigma$ (S/m)	$\epsilon_r$	$\sigma$ (S/m)	$\Delta\epsilon_r$	$\Delta\sigma$ (S/m)	
2510	Simulated Tissue Liquid Head	39.617	1.876	39.12	1.86	1.27	0.86	$\pm 5$
2535	Simulated Tissue Liquid Head	39.505	1.919	39.09	1.89	1.06	1.53	$\pm 5$
2545	Simulated Tissue Liquid Head	39.714	1.934	39.07	1.90	1.65	1.79	$\pm 5$
2560	Simulated Tissue Liquid Head	39.41	1.948	39.05	1.92	0.92	1.46	$\pm 5$
2570	Simulated Tissue Liquid Head	39.429	1.969	39.04	1.93	1	2.02	$\pm 5$
2595	Simulated Tissue Liquid Head	39.583	1.979	39.01	1.95	1.47	1.49	$\pm 5$
2600	Simulated Tissue Liquid Head	39.716	1.978	39.00	1.96	1.84	0.92	$\pm 5$
2620	Simulated Tissue Liquid Head	39.872	2.018	38.98	1.98	2.29	1.92	$\pm 5$
2645	Simulated Tissue Liquid Head	39.439	2.031	38.94	2.01	1.28	1.04	$\pm 5$

\*Liquid Verification above was performed on 2022/07/28.

Frequency (MHz)	Liquid Type	Liquid Parameter		Target Value		Delta (%)		Tolerance (%)
		$\epsilon_r$	$\sigma$ (S/m)	$\epsilon_r$	$\sigma$ (S/m)	$\Delta\epsilon_r$	$\Delta\sigma$	
5180	Simulated Tissue Liquid Head	35.108	4.607	36.02	4.65	-2.53	-0.92	$\pm 5$
5200	Simulated Tissue Liquid Head	35.366	4.62	36.00	4.66	-1.76	-0.86	$\pm 5$
5240	Simulated Tissue Liquid Head	35.375	4.664	35.96	4.70	-1.63	-0.77	$\pm 5$
5250	Simulated Tissue Liquid Head	35.309	4.674	35.95	4.71	-1.78	-0.76	$\pm 5$
5745	Simulated Tissue Liquid Head	34.722	5.187	35.36	5.21	-1.8	-0.44	$\pm 5$
5785	Simulated Tissue Liquid Head	34.717	5.226	35.32	5.26	-1.71	-0.65	$\pm 5$
5800	Simulated Tissue Liquid Head	34.537	5.259	35.30	5.27	-2.16	-0.21	$\pm 5$
5825	Simulated Tissue Liquid Head	34.591	5.258	35.28	5.29	-1.95	-0.6	$\pm 5$

\*Liquid Verification above was performed on 2022/07/30.

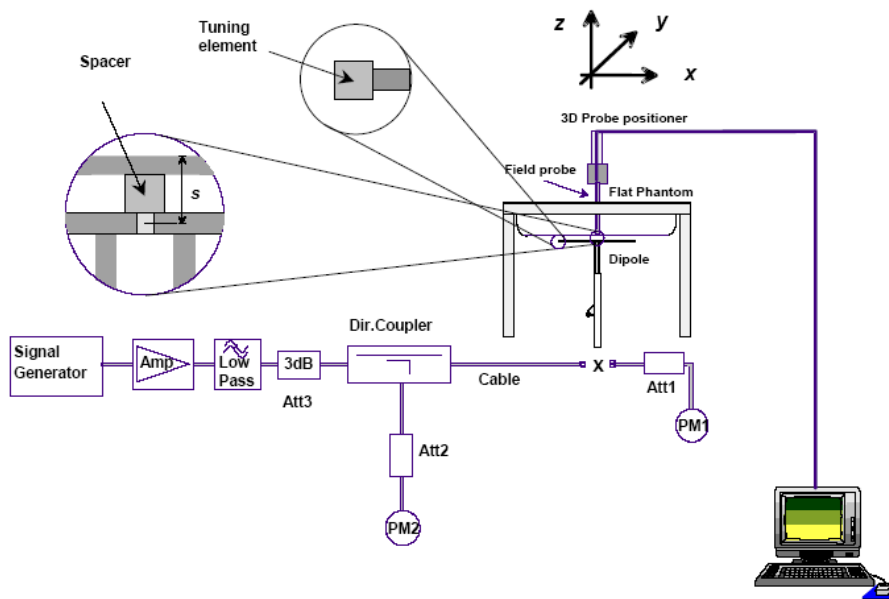
### System Accuracy Verification

Prior to the assessment, the system validation kit was used to test whether the system was operating within its specifications of  $\pm 10\%$ . The validation results are tabulated below. And also the corresponding SAR plot is attached as well in the SAR plots files.

The spacing distances in the **System Verification Setup Block Diagram** is given by the following:

- a)  $s = 15 \text{ mm} \pm 0.2 \text{ mm}$  for  $300 \text{ MHz} \leq f \leq 1\,000 \text{ MHz}$ ;
- b)  $s = 10 \text{ mm} \pm 0.2 \text{ mm}$  for  $1\,000 \text{ MHz} < f \leq 6\,000 \text{ MHz}$ ;
- c)  $s = 5 \text{ mm} \pm 0.1 \text{ mm}$  for  $6\,000 \text{ MHz} < f \leq 10\,000 \text{ MHz}$ .

### System Verification Setup Block Diagram



### System Accuracy Check Results

Date	Frequency Band(MHz)	Liquid Type	Input Power (mW)	Measured SAR (W/kg)		Normalized to 1W (W/kg)	Target Value (W/kg)	Delta (%)	Tolerance (%)
2022/07/26	750	Head	100	1g	0.813	8.13	8.55	-4.912	$\pm 10$
2022/07/24	835	Head	100	1g	0.932	9.32	9.65	-3.420	$\pm 10$
2022/07/21	1800	Head	100	1g	4.19	41.9	39.3	6.616	$\pm 10$
2022/07/23	1800	Head	100	1g	4.16	41.6	39.3	5.852	$\pm 10$
2022/07/17	1900	Head	100	1g	4.15	41.5	40.0	3.750	$\pm 10$
2022/07/20	1900	Head	100	1g	4.21	42.1	40.0	5.250	$\pm 10$
2022/07/28	2450	Head	100	1g	5.12	51.2	53	-3.396	$\pm 10$
2022/07/28	2600	Head	100	1g	5.73	57.3	55.4	3.430	$\pm 10$
2022/07/30	5250	Head	100	1g	7.76	77.6	80.7	-3.841	$\pm 10$
2022/07/30	5800	Head	100	1g	7.72	77.2	80.2	-3.741	$\pm 10$

\*The SAR values above are normalized to 1 Watt forward power.

## SAR SYSTEM VALIDATION DATA

### System Performance 750 MHz(2022/07/26)

**DUT: D750V3; Type: 750 MHz; Serial: 1194**

Communication System: UID 0, CW (0); Frequency: 750 MHz;Duty Cycle: 1:1

Medium parameters used:  $f = 750 \text{ MHz}$ ;  $\sigma = 0.888 \text{ S/m}$ ;  $\epsilon_r = 42.826$ ;  $\rho = 1000 \text{ kg/m}^3$

Phantom section: Flat Section

DASY5 Configuration:

- Probe: EX3DV4- SN7441; ConvF(10.04, 10.04, 10.04); Calibrated: 2022/05/16
- Sensor-Surface: 4mm (Mechanical Surface Detection)
- Electronics: DAE4 Sn1211; Calibrated: 2022/03/01
- Phantom: Twin SAM; Type: QD000P40CD; Serial: 1744
- Measurement SW: DASY52, Version 52.10 (4); SEMCAD X Version 14.6.14 (7501)

**System Performance Check at 750MHz/d=15mm, Pin=100mw/Area Scan (71x91x1):** Measurement grid: dx=15 mm, dy=15 mm

Maximum value of SAR (interpolated) = 0.845 W/kg

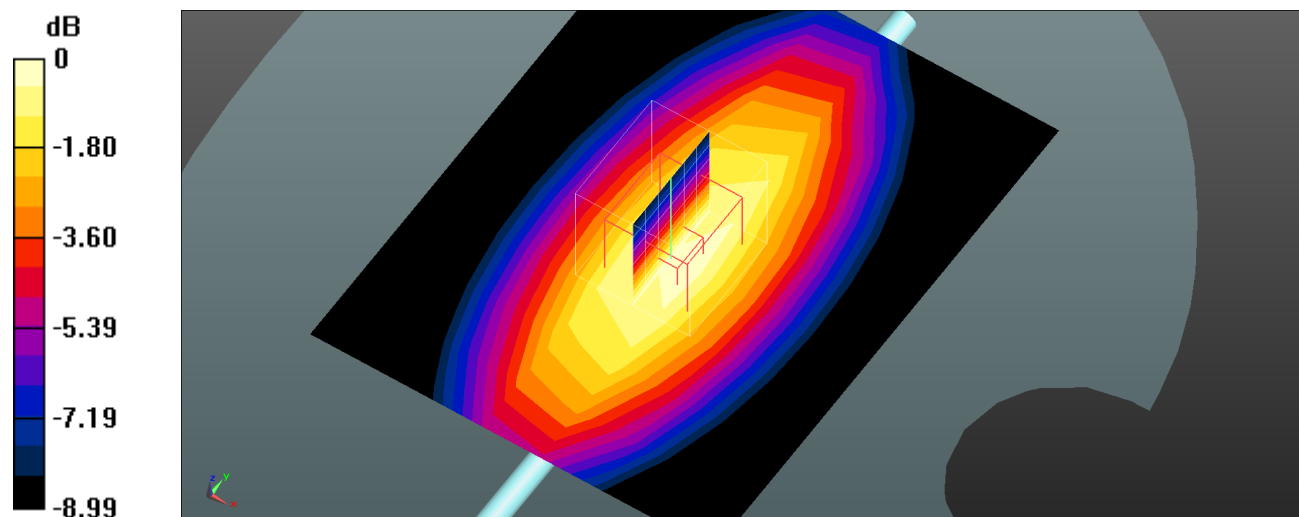
**System Performance Check at 750MHz/d=15mm, Pin=100mw/Zoom Scan (7x7x7)/Cube 0:** Measurement grid: dx=5mm, dy=5mm, dz=5mm

Reference Value = 34.59 V/m; Power Drift = -0.14 dB

Peak SAR (extrapolated) = 1.09 W/kg

**SAR(1 g) = 0.813 W/kg; SAR(10 g) = 0.522 W/kg**

Maximum value of SAR (measured) = 0.841 W/kg



0 dB = 0.841 W/kg = -0.75 dBW/kg

**System Performance 835 MHz(2022/07/24)****DUT: Dipole D835V2; Type: 835MHz; Serial: 4d013**

Communication System: UID 0, CW (0); Frequency: 835 MHz;Duty Cycle: 1:1

Medium parameters used:  $f = 835 \text{ MHz}$ ;  $\sigma = 0.918 \text{ S/m}$ ;  $\epsilon_r = 41.085$ ;  $\rho = 1000 \text{ kg/m}^3$ 

Phantom section: Flat Section

DASY5 Configuration:

- Probe: EX3DV4- SN7441; ConvF(10.04, 10.04, 10.04); Calibrated: 2022/05/16
- Sensor-Surface: 4mm (Mechanical Surface Detection)
- Electronics: DAE4 Sn1211; Calibrated: 2022/03/01
- Phantom: Twin SAM; Type: QD000P40CD; Serial: 1744
- Measurement SW: DASY52, Version 52.10 (4); SEMCAD X Version 14.6.14 (7501)

**System Performance Check at 835MHz/d=15mm, Pin=100mw/Area Scan (71x91x1):** Measurement grid: dx=15 mm, dy=15 mm

Maximum value of SAR (interpolated) = 0.967 W/kg

**System Performance Check at 835MHz/d=15mm, Pin=100mw/Zoom Scan (7x7x7)/Cube 0:** Measurement grid:

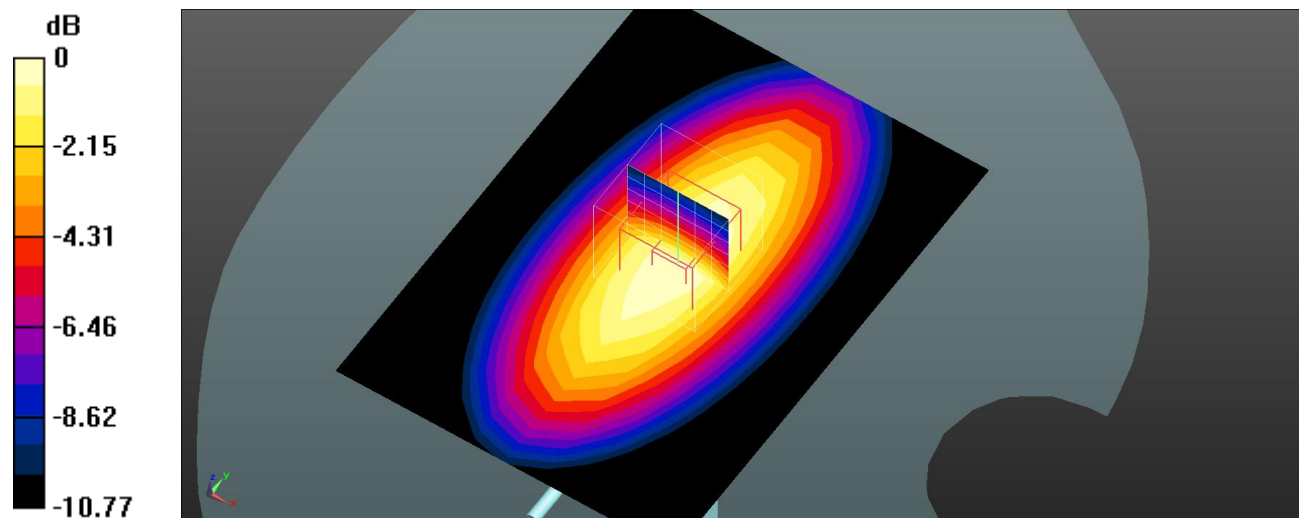
dx=5mm, dy=5mm, dz=5mm

Reference Value = 33.28 V/m; Power Drift = -0.06 dB

Peak SAR (extrapolated) = 1.22 W/kg

**SAR(1 g) = 0.932 W/kg; SAR(10 g) = 0.605 W/kg**

Maximum value of SAR (measured) = 1.07 W/kg



0 dB = 1.07 W/kg = 0.29 dBW/kg



**System Performance 1800 MHz(2022/07/21)****DUT: D1800V2; Type: 1800MHz; Serial: 2d018**

Communication System: UID 0, CW (0); Frequency: 1800 MHz;Duty Cycle: 1:1

Medium parameters used:  $f = 1800 \text{ MHz}$ ;  $\sigma = 1.4 \text{ S/m}$ ;  $\epsilon_r = 39.657$ ;  $\rho = 1000 \text{ kg/m}^3$ 

Phantom section: Flat Section

DASY5 Configuration:

- Probe: EX3DV4- SN7441; ConvF(8.32, 8.32, 8.32); Calibrated: 2022/05/16
- Sensor-Surface: 4mm (Mechanical Surface Detection)
- Electronics: DAE4 Sn1211; Calibrated: 2022/03/01
- Phantom: Twin SAM; Type: QD000P40CD; Serial: 1744
- Measurement SW: DASY52, Version 52.10 (4); SEMCAD X Version 14.6.14 (7501)

**System Performance Check at 1800MHz/d=10mm, Pin=100mw/Area Scan (71x111x1):** Measurement grid: dx=15 mm, dy=15 mm

Maximum value of SAR (interpolated) = 4.49 W/kg

**System Performance Check at 1800MHz/d=10mm, Pin=100mw/Zoom Scan (7x7x7)/Cube 0:** Measurement grid:

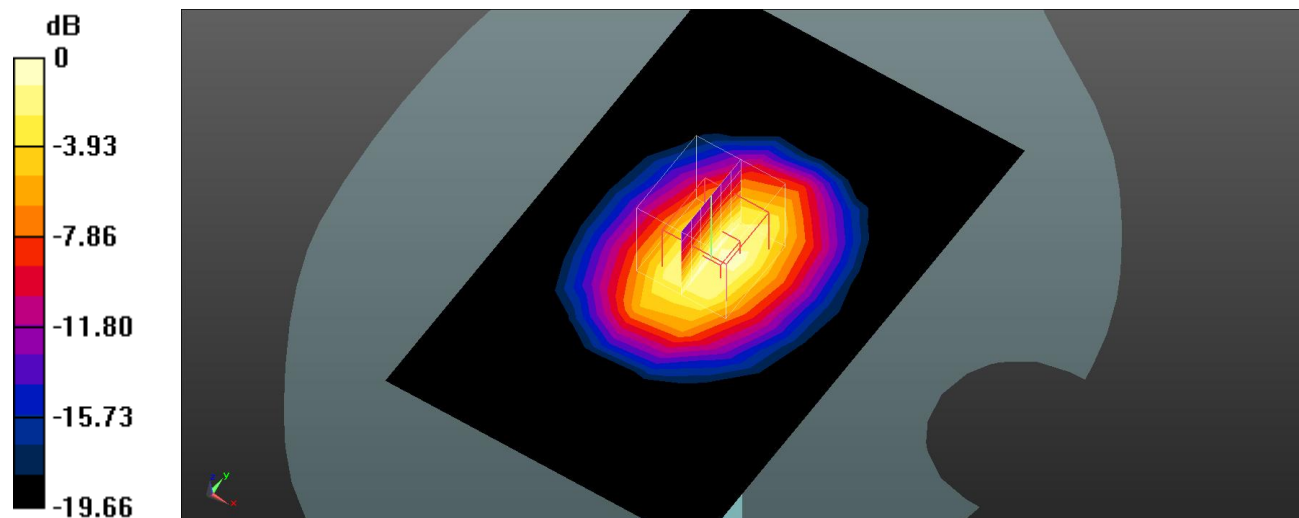
dx=5mm, dy=5mm, dz=5mm

Reference Value = 60.46 V/m; Power Drift = -0.10 dB

Peak SAR (extrapolated) = 5.33 W/kg

**SAR(1 g) = 4.19 W/kg; SAR(10 g) = 2.35 W/kg**

Maximum value of SAR (measured) = 4.54 W/kg



0 dB = 4.54 W/kg = 6.57 dBW/kg

**System Performance 1800 MHz(2022/07/23)****DUT: D1800V2; Type: 1800MHz; Serial: 2d018**

Communication System: UID 0, CW (0); Frequency: 1800 MHz;Duty Cycle: 1:1

Medium parameters used:  $f = 1800 \text{ MHz}$ ;  $\sigma = 1.403 \text{ S/m}$ ;  $\epsilon_r = 39.535$ ;  $\rho = 1000 \text{ kg/m}^3$ 

Phantom section: Flat Section

DASY5 Configuration:

- Probe: EX3DV4- SN7441; ConvF(8.32, 8.32, 8.32); Calibrated: 2022/05/16
- Sensor-Surface: 4mm (Mechanical Surface Detection)
- Electronics: DAE4 Sn1211; Calibrated: 2022/03/01
- Phantom: Twin SAM; Type: QD000P40CD; Serial: 1744
- Measurement SW: DASY52, Version 52.10 (4); SEMCAD X Version 14.6.14 (7501)

**System Performance Check at 1800MHz/d=10mm, Pin=100mw/Area Scan (71x111x1):** Measurement grid: dx=15 mm, dy=15 mm

Maximum value of SAR (interpolated) = 4.45 W/kg

**System Performance Check at 1800MHz/d=10mm, Pin=100mw/Zoom Scan (7x7x7)/Cube 0:** Measurement grid:

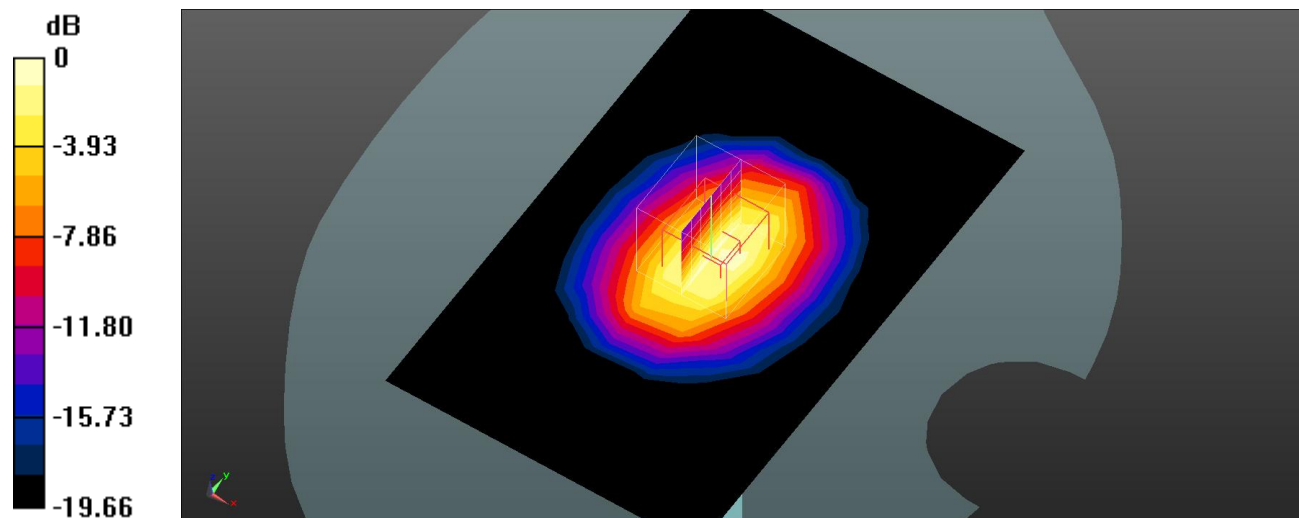
dx=5mm, dy=5mm, dz=5mm

Reference Value = 58.42 V/m; Power Drift = -0.07 dB

Peak SAR (extrapolated) = 5.31 W/kg

**SAR(1 g) = 4.16 W/kg; SAR(10 g) = 2.34 W/kg**

Maximum value of SAR (measured) = 4.58 W/kg



0 dB = 4.58 W/kg = 6.61 dBW/kg

**System Performance 1900MHz (2022/07/17)****DUT: D1900V2; Type: 1900 MHz; Serial: 5d128**

Communication System: UID 0, CW (0); Frequency: 1900 MHz; Duty Cycle: 1:1

Medium parameters used:  $f = 1900$  MHz;  $\sigma = 1.422$  S/m;  $\epsilon_r = 39.564$ ;  $\rho = 1000$  kg/m<sup>3</sup>

Phantom section: Flat Section

DASY5 Configuration:

- Probe: EX3DV4- SN7441; ConvF(7.94, 7.94, 7.94); Calibrated: 2022/05/16
- Sensor-Surface: 4mm (Mechanical Surface Detection)
- Electronics: DAE4 Sn1211; Calibrated: 2022/03/01
- Phantom: Twin SAM; Type: QD000P40CD; Serial: 1744
- Measurement SW: DASY52, Version 52.10 (4); SEMCAD X Version 14.6.14 (7501)

**System Performance Check at 1900MHz/d=10mm, Pin=100mw/Area Scan (71x111x1):** Measurement grid: dx=15 mm, dy=15 mm

Maximum value of SAR (interpolated) = 4.67 W/kg

**System Performance Check at 1900MHz/d=10mm, Pin=100mw/Zoom Scan (7x7x7)/Cube 0:** Measurement grid:

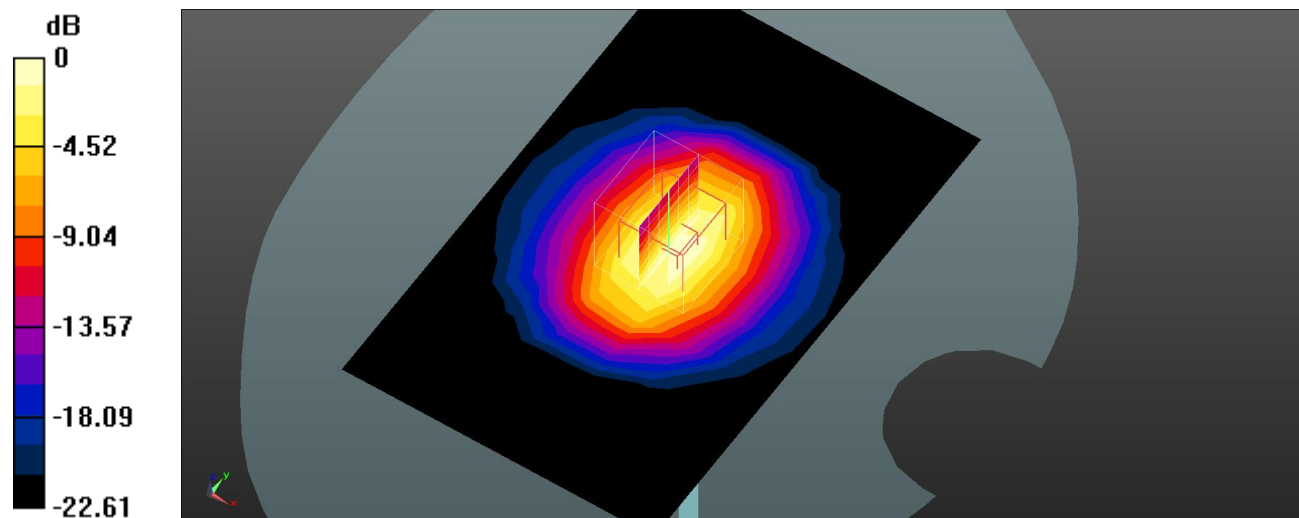
dx=5mm, dy=5mm, dz=5mm

Reference Value = 60.16 V/m; Power Drift = -0.01 dB

Peak SAR (extrapolated) = 5.65 W/kg

**SAR(1 g) = 4.15 W/kg; SAR(10 g) = 2.11 W/kg**

Maximum value of SAR (measured) = 4.37 W/kg



0 dB = 4.37 W/kg = 6.40 dBW/kg

**System Performance 1900MHz (2022/07/20)****DUT: D1900V2; Type: 1900 MHz; Serial: 5d128**

Communication System: UID 0, CW (0); Frequency: 1900 MHz; Duty Cycle: 1:1

Medium parameters used:  $f = 1900$  MHz;  $\sigma = 1.415$  S/m;  $\epsilon_r = 39.474$ ;  $\rho = 1000$  kg/m<sup>3</sup>

Phantom section: Flat Section

DASY5 Configuration:

- Probe: EX3DV4- SN7441; ConvF(7.94, 7.94, 7.94); Calibrated: 2022/05/16
- Sensor-Surface: 4mm (Mechanical Surface Detection)
- Electronics: DAE4 Sn1211; Calibrated: 2022/03/01
- Phantom: Twin SAM; Type: QD000P40CD; Serial: 1744
- Measurement SW: DASY52, Version 52.10 (4); SEMCAD X Version 14.6.14 (7501)

**System Performance Check at 1900MHz/d=10mm, Pin=100mw/Area Scan (71x111x1):** Measurement grid: dx=15 mm, dy=15 mm

Maximum value of SAR (interpolated) = 4.59 W/kg

**System Performance Check at 1900MHz/d=10mm, Pin=100mw/Zoom Scan (7x7x7)/Cube 0:** Measurement grid:

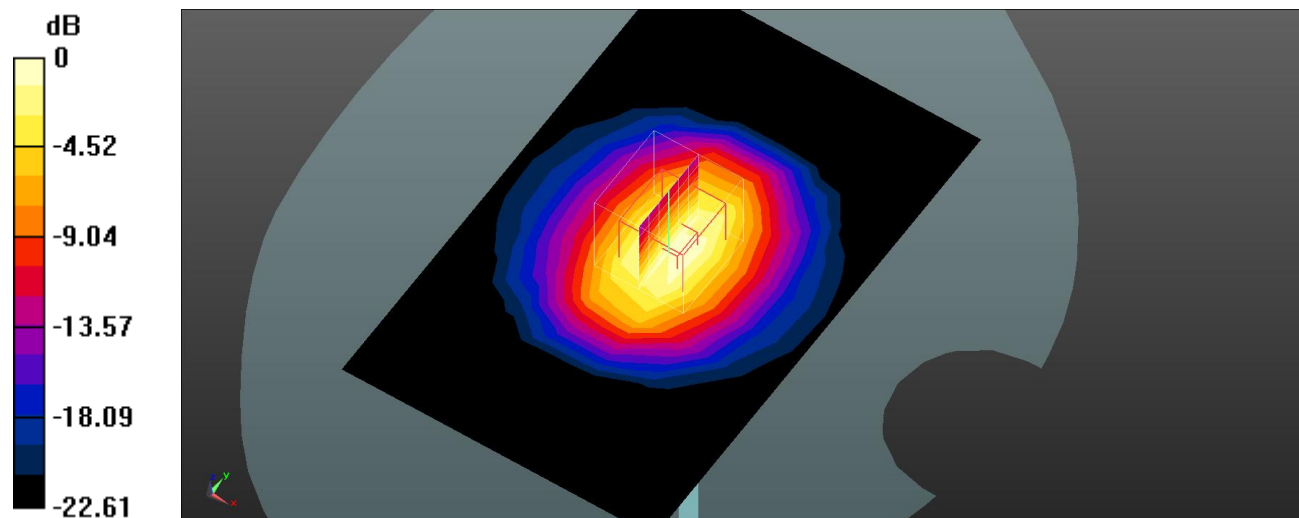
dx=5mm, dy=5mm, dz=5mm

Reference Value = 59.65 V/m; Power Drift = -0.05 dB

Peak SAR (extrapolated) = 5.61 W/kg

**SAR(1 g) = 4.21 W/kg; SAR(10 g) = 2.14 W/kg**

Maximum value of SAR (measured) = 4.39 W/kg



0 dB = 4.39 W/kg = 6.42 dBW/kg

**System Performance 2450MHz(2022/07/28)****DUT: D2450V2; Type: 2450 MHz; Serial: 751**

Communication System: UID 0, CW (0); Frequency: 2450 MHz;Duty Cycle: 1:1

Medium parameters used:  $f = 2450$  MHz;  $\sigma = 1.861$  S/m;  $\epsilon_r = 38.313$ ;  $\rho = 1000$  kg/m<sup>3</sup>

Phantom section: Flat Section

DASY5 Configuration:

- Probe: EX3DV4- SN7441; ConvF(7.54, 7.54, 7.54); Calibrated: 2022/05/16
- Sensor-Surface: 4mm (Mechanical Surface Detection)
- Electronics: DAE4 Sn1211; Calibrated: 2022/03/01
- Phantom: Twin SAM; Type: QD000P40CD; Serial: 1744
- Measurement SW: DASY52, Version 52.10 (4); SEMCAD X Version 14.6.14 (7501)

**System Performance Check at 2450MHz/d=10mm, Pin=100mw/Area Scan (101x111x1):** Measurement grid: dx=10 mm, dy=10 mm

Maximum value of SAR (interpolated) = 5.44 W/kg

**System Performance Check at 2450MHz/d=10mm, Pin=100mw/Zoom Scan (7x7x7)/Cube 0:** Measurement grid:

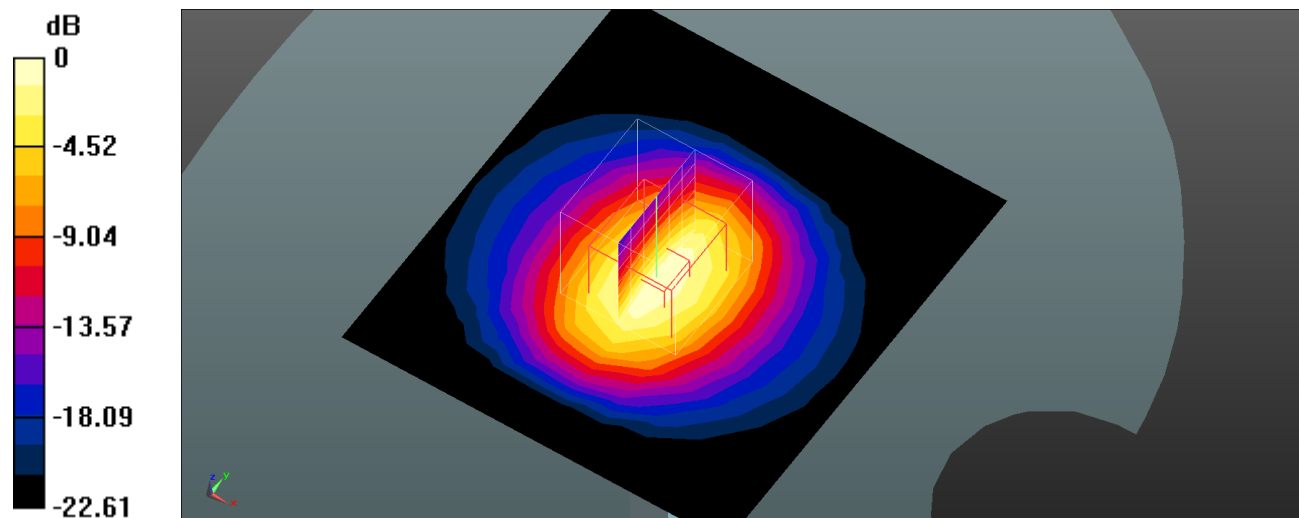
dx=5mm, dy=5mm, dz=5mm

Reference Value = 57.67 V/m; Power Drift = -0.04 dB

Peak SAR (extrapolated) = 6.17 W/kg

**SAR(1 g) = 5.12 W/kg; SAR(10 g) = 2.55 W/kg**

Maximum value of SAR (measured) = 5.48 W/kg



0 dB = 5.48 W/kg = 7.39 dBW/kg

**System Performance 2600MHz(2022/07/28)****DUT: D2600V2; Type: 2600 MHz; Serial: 1162**

Communication System: UID 0, CW (0); Frequency: 2600 MHz; Duty Cycle: 1:1

Medium parameters used:  $f = 2600$  MHz;  $\sigma = 1.978$  S/m;  $\epsilon_r = 39.716$ ;  $\rho = 1000$  kg/m<sup>3</sup>

Phantom section: Flat Section

DASY5 Configuration:

- Probe: EX3DV4- SN7441; ConvF(7.3, 7.3, 7.3); Calibrated: 2022/05/16
- Sensor-Surface: 4mm (Mechanical Surface Detection)
- Electronics: DAE4 Sn1211; Calibrated: 2022/03/01
- Phantom: Twin SAM; Type: QD000P40CD; Serial: 1744
- Measurement SW: DASY52, Version 52.10 (4); SEMCAD X Version 14.6.14 (7501)

**System Performance Check at 2600MHz/d=10mm, Pin=100mw/Area Scan (101x131x1):** Measurement grid: dx=10 mm, dy=10 mm

Maximum value of SAR (interpolated) = 6.31 W/kg

**System Performance Check at 2600MHz/d=10mm, Pin=100mw/Zoom Scan (7x7x7)/Cube 0:** Measurement grid:

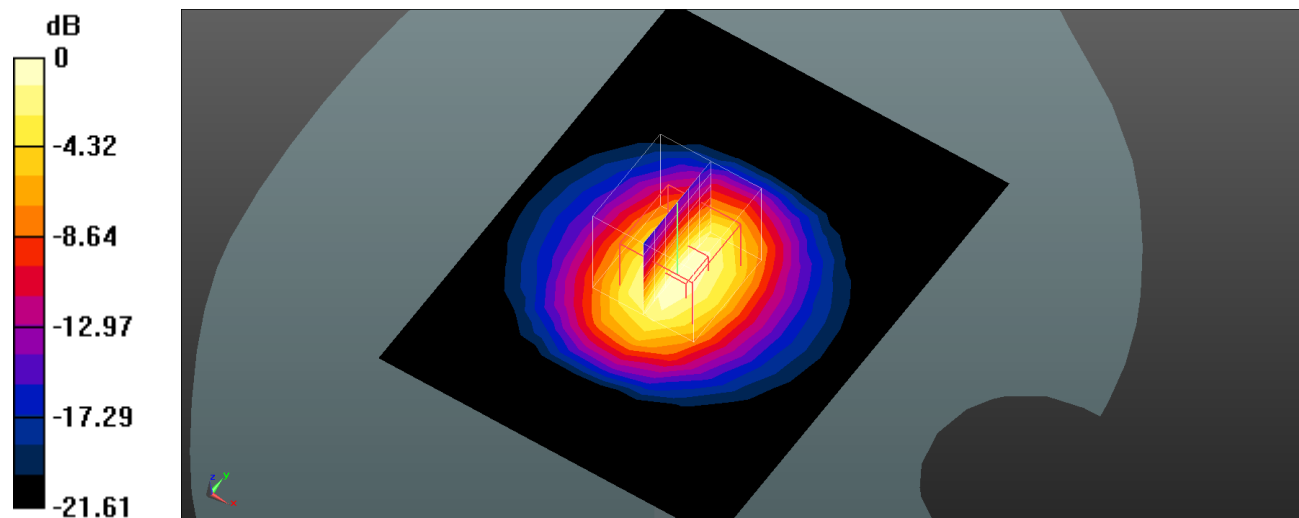
dx=5mm, dy=5mm, dz=5mm

Reference Value = 62.02 V/m; Power Drift = -0.11 dB

Peak SAR (extrapolated) = 12.4 W/kg

**SAR(1 g) = 5.73 W/kg; SAR(10 g) = 2.32 W/kg**

Maximum value of SAR (measured) = 7.22 W/kg



0 dB = 7.22 W/kg = 8.59 dBW/kg

**System Performance 5250 MHz(2022/07/30)****DUT: Dipole 5GHz Type: D5GHZV2; Serial: 1301**

Communication System: UID 0, CW (0); Frequency: 5250 MHz;Duty Cycle: 1:1

Medium parameters used:  $f = 5250$  MHz;  $\sigma = 4.674$  S/m;  $\epsilon_r = 35.309$ ;  $\rho = 1000$  kg/m<sup>3</sup>

Phantom section: Flat Section

DASY5 Configuration:

- Probe: EX3DV4- SN7441; ConvF(5.25, 5.25, 5.25); Calibrated: 2022/05/16
- Sensor-Surface: 4mm (Mechanical Surface Detection)
- Electronics: DAE4 Sn1211; Calibrated: 2022/03/01
- Phantom: Twin SAM; Type: QD000P40CD; Serial: 1744
- Measurement SW: DASY52, Version 52.10 (4); SEMCAD X Version 14.6.14 (7501)

**System Performance Check at 5250MHz/d=10mm, Pin=100mw/Area Scan (61x81x1):** Measurement grid: dx=10 mm, dy=10 mm

Maximum value of SAR (interpolated) = 15.4 W/kg

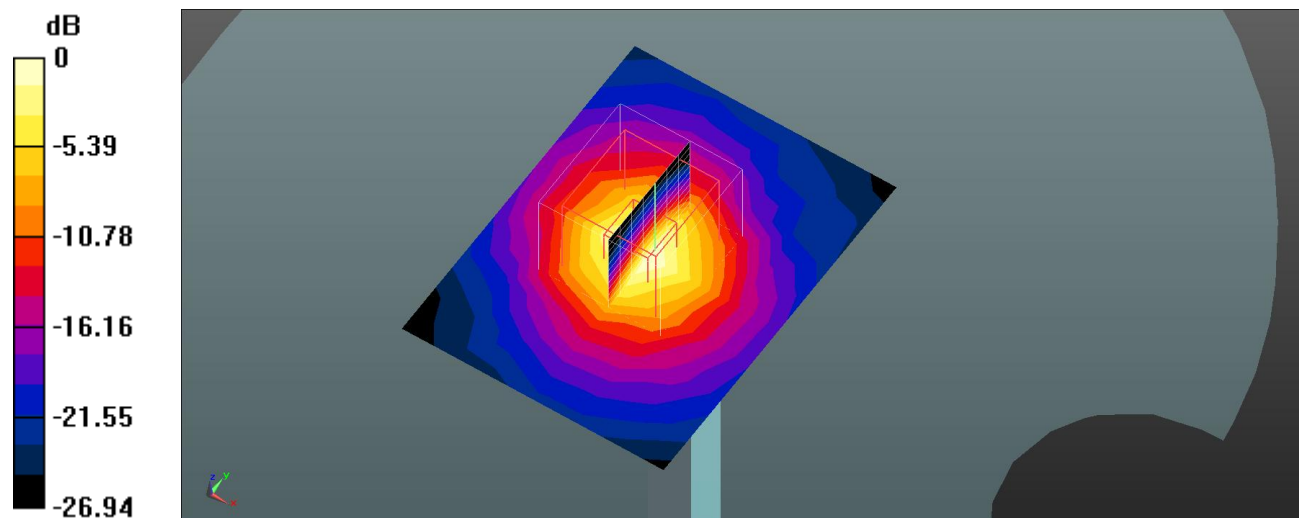
**System Performance Check at 5250MHz/d=10mm, Pin=100mw/Zoom Scan (8x8x12)/Cube 0:** Measurement grid: dx=4mm, dy=4mm, dz=2mm

Reference Value = 43.21 V/m; Power Drift = -0.14 dB

Peak SAR (extrapolated) = 24.5 W/kg

**SAR(1 g) = 7.76 W/kg; SAR(10 g) = 2.37 W/kg**

Maximum value of SAR (measured) = 14.3 W/kg



0 dB = 14.3 W/kg = 11.55 dBW/kg

**System Performance 5800 MHz(2022/07/30)****DUT: Dipole 5GHz Type: D5GHZV2; Serial: 1301**

Communication System: UID 0, CW (0); Frequency: 5800 MHz;Duty Cycle: 1:1

Medium parameters used:  $f = 5800$  MHz;  $\sigma = 5.259$  S/m;  $\epsilon_r = 34.537$ ;  $\rho = 1000$  kg/m<sup>3</sup>

Phantom section: Flat Section

DASY5 Configuration:

- Probe: EX3DV4- SN7441; ConvF(4.83, 4.83, 4.83); Calibrated: 2022/05/16
- Sensor-Surface: 4mm (Mechanical Surface Detection)
- Electronics: DAE4 Sn1211; Calibrated: 2022/03/01
- Phantom: Twin SAM; Type: QD000P40CD; Serial: 1744
- Measurement SW: DASY52, Version 52.10 (4); SEMCAD X Version 14.6.14 (7501)

**System Performance Check at 5800MHz/d=10mm, Pin=100mw/Area Scan (61x81x1):** Measurement grid: dx=10 mm, dy=10 mm

Maximum value of SAR (interpolated) = 9.3 W/kg

**System Performance Check at 5800MHz/d=10mm, Pin=100mw/Zoom Scan (8x8x12)/Cube 0:** Measurement grid:

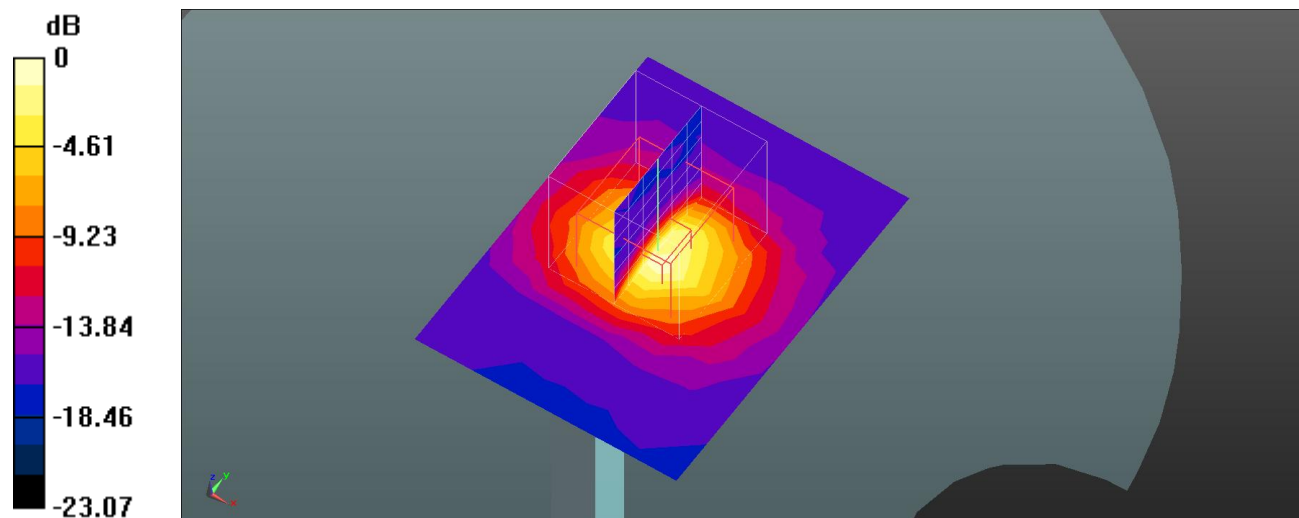
dx=4mm, dy=4mm, dz=2mm

Reference Value = 38.15 V/m; Power Drift = 0.07 dB

Peak SAR (extrapolated) = 20.4 W/kg

**SAR(1 g) = 7.72 W/kg; SAR(10 g) = 2.45 W/kg**

Maximum value of SAR (measured) = 9.43 W/kg



0 dB = 9.43 W/kg = 9.75 dBW/kg

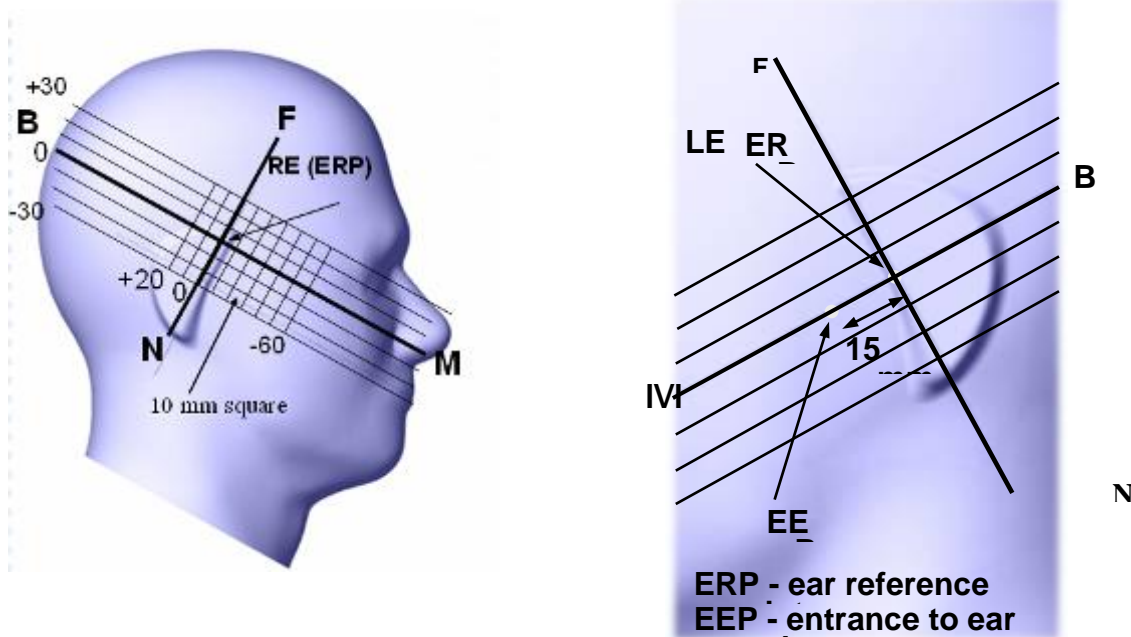


## EUT TEST STRATEGY AND METHODOLOGY

### Test Positions for Device Operating Next to a Person’s Ear

This category includes most wireless handsets with fixed, retractable or internal antennas located toward the top half of the device, with or without a foldout, sliding or similar keypad cover. The handset should have its earpiece located within the upper ¼ of the device, either along the centerline or off-centered, as perceived by its users. This type of handset should be positioned in a normal operating position with the “test device reference point” located along the “vertical centerline” on the front of the device aligned to the “ear reference point”. The “test device reference point” should be located at the same level as the center of the earpiece region. The “vertical centerline” should bisect the front surface of the handset at its top and bottom edges. A “ear reference point” is located on the outer surface of the head phantom on each ear spacer. It is located 1.5 cm above the center of the ear canal entrance in the “phantom reference plane” defined by the three lines joining the center of each “ear reference point” (left and right) and the tip of the mouth.

A handset should be initially positioned with the earpiece region pressed against the ear spacer of a head phantom. For the SCC-34/SC-2 head phantom, the device should be positioned parallel to the “N-F” line defined along the base of the ear spacer that contains the “ear reference point”. For interim head phantoms, the device should be positioned parallel to the cheek for maximum RF energy coupling. The “test device reference point” is aligned to the “ear reference point” on the head phantom and the “vertical centerline” is aligned to the “phantom reference plane”. This is called the “initial ear position”. While maintaining these three alignments, the body of the handset is gradually adjusted to each of the following positions for evaluating SAR:



## Cheek/Touch Position

The device is brought toward the mouth of the head phantom by pivoting against the “ear reference point” or along the “N-F” line for the SCC-34/SC-2 head phantom.

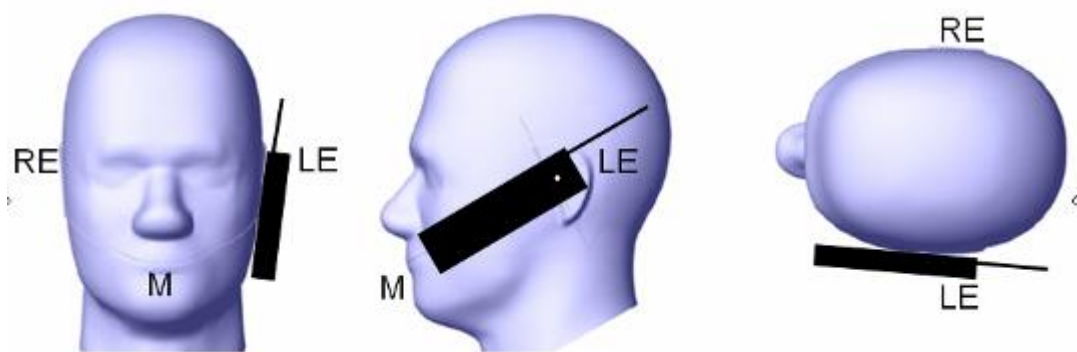
This test position is established:

When any point on the display, keypad or mouthpiece portions of the handset is in contact with the phantom.

(or) When any portion of a foldout, sliding or similar keypad cover opened to its intended self-adjusting normal use position is in contact with the cheek or mouth of the phantom.

For existing head phantoms – when the handset loses contact with the phantom at the pivoting point, rotation should continue until the device touches the cheek of the phantom or breaks its last contact from the ear spacer.

### Cheek /Touch Position



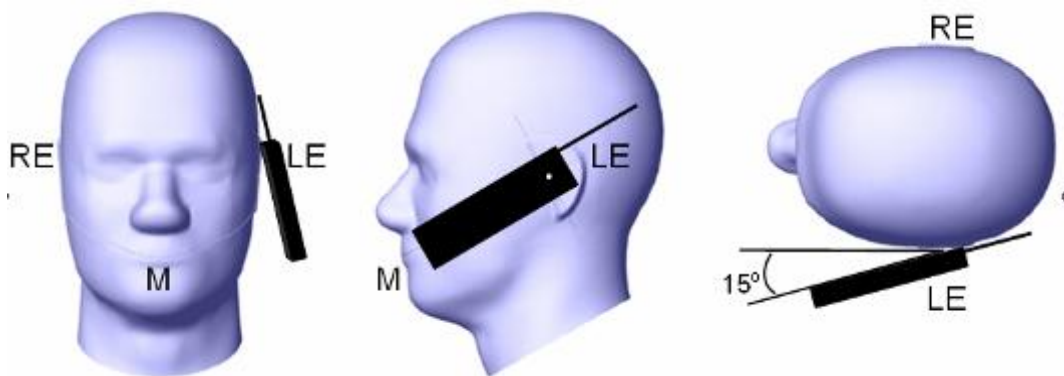
## Ear/Tilt Position

With the handset aligned in the “Cheek/Touch Position”:

1) If the earpiece of the handset is not in full contact with the phantom’s ear spacer (in the “Cheek/Touch position”) and the peak SAR location for the “Cheek/Touch” position is located at the ear spacer region or corresponds to the earpiece region of the handset, the device should be returned to the “initial ear position” by rotating it away from the mouth until the earpiece is in full contact with the ear spacer.

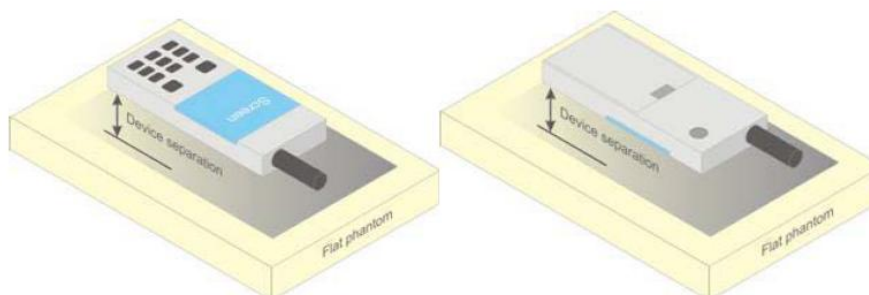
2) (otherwise) The handset should be moved (translated) away from the cheek perpendicular to the line passes through both “ear reference points” (note: one of these ear reference points may not physically exist on a split head model) for approximate 2-3 cm. While it is in this position, the device handset is tilted away from the mouth with respect to the “test device reference point” until the inside angle between the vertical centerline on the front surface of the phone and the horizontal line passing through the ear reference point is by  $15\text{ }^{\circ}$  to  $80\text{ }^{\circ}$ . After the tilt, it is then moved (translated) back toward the head perpendicular to the line passes through both “ear reference points” until the device touches the phantom or the ear spacer. If the antenna touches the head first, the positioning process should be repeated with a tilt angle less than  $15\text{ }^{\circ}$  so that the device and its antenna would touch the phantom simultaneously. This test position may require a device holder or positioner to achieve the translation and tilting with acceptable positioning repeatability.

If a device is also designed to transmit with its keypad cover closed for operating in the head position, such positions should also be considered in the SAR evaluation. The device should be tested on the left and right side of the head phantom in the “Cheek/Touch” and “Ear/Tilt” positions. When applicable, each configuration should be tested with the antenna in its fully extended and fully retracted positions. These test configurations should be tested at the high, middle and low frequency channels of each operating mode; for example, AMPS, CDMA, and TDMA. If the SAR measured at the middle channel for each test configuration (left, right, Cheek/Touch, Tilt/Ear, extended and retracted) is at least 2.0 dB lower than the SAR limit, testing at the high and low channels is optional for such test configuration(s). If the transmission band of the test device is less than 10 MHz, testing at the high and low frequency channels is optional.

**Ear /Tilt 15° Position****Test positions for body-worn and other configurations**

Body-worn operating configurations should be tested with the belt-clips and holsters attached to the device and positioned against a flat phantom in normal use configurations. Devices with a headset output should be tested with a headset connected to the device. When multiple accessories that do not contain metallic components are supplied with the device, the device may be tested with only the accessory that dictates the closest spacing to the body. When multiple accessories that contain metallic components are supplied with the device, the device must be tested with each accessory that contains a unique metallic component. If multiple accessories share an identical metallic component (e.g., the same metallic belt-clip used with different holsters with no other metallic components), only the accessory that dictates the closest spacing to the body must be tested.

Body-worn accessories may not always be supplied or available as options for some devices that are intended to be authorized for body-worn use. A separation distance of 1.5 cm between the back of the device and a flat phantom is recommended for testing body-worn SAR compliance under such circumstances. Other separation distances may be used, but they should not exceed 2.5 cm. In these cases, the device may use body-worn accessories that provide a separation distance greater than that tested for the device provided however that the accessory contains no metallic components.



**Figure 5 – Test positions for body-worn devices**

**Test Distance for SAR Evaluation**

For this case the EUT(Equipment Under Test) is set 10mm away from the phantom, the test distance is 10mm.

## SAR Evaluation Procedure

The evaluation was performed with the following procedure:

Step 1: Measurement of the SAR value at a fixed location above the ear point or central position was used as a reference value for assessing the power drop. The SAR at this point is measured at the start of the test and then again at the end of the testing.

Step 2: The SAR distribution at the exposed side of the head was measured at a distance of 4 mm from the inner surface of the shell. The area covered the entire dimension of the head or radiating structures of the EUT, the horizontal grid spacing was 15 mm x 15 mm, and the SAR distribution was determined by integrated grid of 1.5mm x 1.5mm. Based on these data, the area of the maximum absorption was determined by spline interpolation. The first Area Scan covers the entire dimension of the EUT to ensure that the hotspot was correctly identified.

Step 3: Around this point, a volume of 30 mm x 30 mm x 30 mm was assessed by measuring 7x 7 x 7 points. On the basis of this data set, the spatial peak SAR value was evaluated under the following procedure:

- 1) The data at the surface were extrapolated, since the center of the dipoles is 1.2 mm away from the tip of the probe and the distance between the surface and the lowest measuring point is 1.3 mm. The extrapolation was based on a least square algorithm. A polynomial of the fourth order was calculated through the points in z-axes. This polynomial was then used to evaluate the points between the surface and the probe tip.
- 2) The maximum interpolated value was searched with a straightforward algorithm. Around this maximum the SAR values averaged over the spatial volumes (1 g or 10 g) were computed by the 3D-Spline interpolation algorithm. The 3D-Spline is composed of three one dimensional splines with the "Not a knot"-condition (in x, y and z-directions). The volume was integrated with the trapezoidal-algorithm. One thousand points (10 x 10 x 10) were interpolated to calculate the averages.

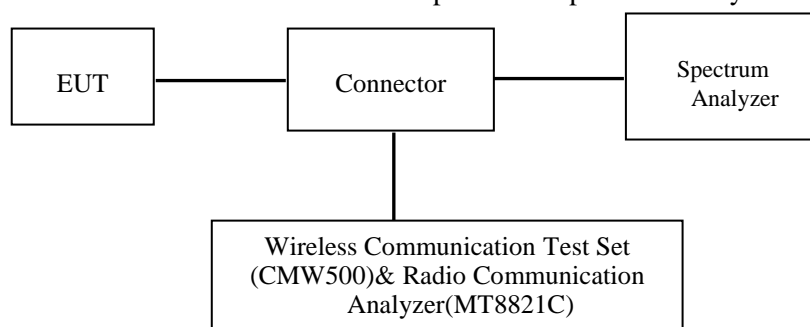
All neighboring volumes were evaluated until no neighboring volume with a higher average value was found.

Step 4: Re-measurement of the SAR value at the same location as in Step 1. If the value changed by more than 5%, the evaluation was repeated.

## CONDUCTED OUTPUT POWER MEASUREMENT

### Test Procedure

The RF output of the transmitter was connected to the input of the Spectrum Analyzer through Connector.



### GSM/WCDMA/LTE/5G NR

### Radio Configuration

The power measurement was configured by the Wireless Communication Test Set.

### GSM/GPRS/EGPRS

Function: Menu select > GSM Mobile Station > GSM 850/1900

Press Connection control to choose the different menus

Press RESET > choose all the reset all settings

Connection Press Signal Off to turn off the signal and change settings

Network Support > GSM + GPRS or GSM + EGSM

Main Service > Packet Data

Service selection > Test Mode A – Auto Slot Config. off

MS Signal Press Slot Config Bottom on the right twice to select and change the number of time slots and power setting

> Slot configuration > Uplink/Gamma

> 33 dBm for GPRS 850

> 30 dBm for GPRS 1900

> 27 dBm for EGPRS 850

> 26 dBm for EGPRS 1900

BS Signal Enter the same channel number for TCH channel (test channel) and BCCH channel

Frequency Offset > + 0 Hz

Mode > BCCH and TCH

BCCH Level > -85 dBm (May need to adjust if link is not stable)

BCCH Channel > choose desired test channel [Enter the same channel number for TCH channel (test channel) and BCCH channel]

Channel Type > Off

P0 > 4 dB

Slot Config > Unchanged (if already set under MS signal)

TCH > choose desired test channel

Hopping > Off

Main Timeslot > 3

Network Coding Scheme > CS4 (GPRS) and MCS5 (EGPRS)

Bit Stream > 2E9-1 PSR Bit Stream

AF/RF Enter appropriate offsets for Ext. Att. Output and Ext. Att. Input

Connection Press Signal on to turn on the signal and change settings

**WCDMA Release 99**

The following tests were conducted according to the test requirements outlines in section 5.2 of the 3GPP TS34.121-1 specification. The EUT has a nominal maximum output power of 24dBm (+1.7/-3.7).

<b>WCDMA General Settings</b>	Loopback Mode	Test Mode 1
	Rel99 RMC	12.2kbps RMC
	Power Control Algorithm	Algorithm2
	$\beta_c/\beta_d$	8/15

**HSDPA**

The following tests were conducted according to the test requirements outlines in section 5.2 of the 3GPP TS34.121-1 specification.

	Mode	HSDPA	HSDPA	HSDPA	HSDPA
	Subset	1	2	3	4
<b>WCDMA General Settings</b>	Loopback Mode	Test Mode 1			
	Rel99 RMC	12.2kbps RMC			
	HSDPA FRC	H-Set1			
	Power Control Algorithm	Algorithm2			
	$\beta_c$	2/15	12/15	15/15	15/15
	$\beta_d$	15/15	15/15	8/15	4/15
	$\beta_d$ (SF)	64			
	$\beta_c/\beta_d$	2/15	12/15	15/8	15/4
	$\beta_{hs}$	4/15	24/15	30/15	30/15
MPR(dB)	0	0	0.5	0.5	
<b>HSDPA Specifi c Setting s</b>	DACK	8			
	DNAK	8			
	DCQI	8			
	Ack-Nack repetition factor	3			
	CQI Feedback	4ms			
	CQI Repetition Factor	2			
	$A_{hs}=\beta_{hs}/\beta_c$	30/15			

**HSUPA**

The following tests were conducted according to the test requirements outlines in section 5.2 of the 3GPP TS34.121-1 specification.

	Mode	HSUPA	HSUPA	HSUPA	HSUPA	HSUPA
	Subset	1	2	3	4	5
<b>WCDMA General Settings</b>	Loopback Mode	Test Mode 1				
	Rel99 RMC	12.2kbps RMC				
	HSDPA FRC	H-Set1				
	HSUPA Test	HSUPA Loopback				
	Power Control Algorithm	Algorithm2				
	$\beta_c$	11/15	6/15	15/15	2/15	15/15
	$\beta_d$	15/15	15/15	9/15	15/15	0
	$\beta_{ec}$	209/225	12/15	30/15	2/15	5/15
	$\beta_c / \beta_d$	11/15	6/15	15/9	2/15	-
	$\beta_{hs}$	22/15	12/15	30/15	4/15	5/15
	CM(dB)	1.0	3.0	2.0	3.0	1.0
	MPR(dB)	0	2	1	2	0
<b>HSDPA Specific Settings</b>	DACK	8				
	DNAK	8				
	DCQI	8				
	Ack-Nack repetition factor	3				
	CQI Feedback	4ms				
	CQI Repetition Factor	2				
	$A_{hs} = \beta_{hs} / \beta_c$	30/15				
<b>HSUPA Specific Settings</b>	DE-DPCCH	6	8	8	5	7
	DHARQ	0	0	0	0	0
	AG Index	20	12	15	17	21
	ETFCI	75	67	92	71	81
	Associated Max UL Data Rate kbps	242.1	174.9	482.8	205.8	308.9
	Reference E_FCIs	E-TFCI 11 E E-TFCI PO 4 E-TFCI 67 E-TFCI PO 18 E-TFCI 71 E-TFCI PO23 E-TFCI 75 E-TFCI PO26 E-TFCI 81 E-TFCI PO 27	E-TFCI 11 E-TFCI PO4 E-TFCI 92 E-TFCI PO 18	E-TFCI 11 E-TFCI PO 18 E-TFCI 71 E-TFCI PO 23 E-TFCI 75 E-TFCI PO 18 E-TFCI 81 E-TFCI PO 27	E-TFCI 11 E E-TFCI PO 4 E-TFCI 67 E-TFCI PO 18 E-TFCI 71 E-TFCI PO23 E-TFCI 75 E-TFCI PO26 E-TFCI 81 E-TFCI PO 27	

**HSPA+**

Sub-test	$\beta_c$ (Note3)	$\beta_d$	$\beta_{HS}$ (Note1)	$\beta_{ec}$	$\beta_{ed}$ (2xSF2) (Note 4)	$\beta_{ed}$ (2xSF4) (Note 4)	CM (dB) (Note 2)	MPR (dB) (Note 2)	AG Index (Note 4)	E-TFCI (Note 5)	E-TFCI (boost)
1	1	0	30/15	30/15	$\beta_{ed1}$ : 30/15 $\beta_{ed2}$ : 30/15	$\beta_{ed3}$ : 24/15 $\beta_{ed4}$ : 24/15	3.5	2.5	14	105	105

Note 1:  $\Delta_{ACK}$ ,  $\Delta_{NACK}$  and  $\Delta_{CQI} = 30/15$  with  $\beta_{hs} = 30/15 * \beta_c$ .

Note 2: CM = 3.5 and the MPR is based on the relative CM difference, MPR = MAX(CM-1,0).

Note 3: DPDCH is not configured, therefore the  $\beta_c$  is set to 1 and  $\beta_d = 0$  by default.

Note 4:  $\beta_{ed}$  can not be set directly; it is set by Absolute Grant Value.

Note 5: All the sub-tests require the UE to transmit 2SF2+2SF4 16QAM EDCH and they apply for UE using E-DPDCH category 7. E-DCH TTI is set to 2ms TTI and E-DCH table index = 2. To support these E-DCH configurations DPDCH is not allocated. The UE is signalled to use the extrapolation algorithm.

The following tests were conducted according to the test requirements in Table C.11.1.4 of 3GPP TS 34.121-1



**FDD-LTE**

For UE Power Class 1 and 3, the allowed Maximum Power Reduction (MPR) for the maximum output power in Table 6.2.2-1 due to higher order modulation and transmit bandwidth configuration (resource blocks) is specified in Table 6.2.3-1.

**Table 6.2.3-1: Maximum Power Reduction (MPR) for Power Class 1 and 3**

Modulation	Channel bandwidth / Transmission bandwidth ( $N_{RB}$ )						MPR (dB)
	1.4 MHz	3.0 MHz	5 MHz	10 MHz	15 MHz	20 MHz	
QPSK	> 5	> 4	> 8	> 12	> 16	> 18	≤ 1
16 QAM	≤ 5	≤ 4	≤ 8	≤ 12	≤ 16	≤ 18	≤ 1
16 QAM	> 5	> 4	> 8	> 12	> 16	> 18	≤ 2

For UE Power Class 1 and 3 the specific requirements and identified sub clauses are specified in Table 6.2.4-1 along with the allowed A-MPR values that may be used to meet these requirements. The allowed A-MPR values specified below in Table 6.2.4.-1 to 6.2.4-15 are in addition to the allowed MPR requirements specified in sub clause 6.2.3.

**Table 6.2.4-1: Additional Maximum Power Reduction (A-MPR)**

Network Signalling value	Requirements (subclause)	E-UTRA Band	Channel bandwidth (MHz)	Resources Blocks ( $N_{RB}$ )	A-MPR (dB)
NS_01	6.6.2.1.1	Table 5.5-1	1.4, 3, 5, 10, 15, 20	Table 5.6-1	N/A
NS_03	6.6.2.2.1	2, 4, 10, 23, 25, 35, 36	3	>5	≤ 1
			5	>6	≤ 1
			10	>6	≤ 1
			15	>8	≤ 1
			20	>10	≤ 1
NS_04	6.6.2.2.2	41	5	>6	≤ 1
NS_05	6.6.3.3.1	1	10, 15, 20	≥ 50	≤ 1
NS_06	6.6.2.2.3	12, 13, 14, 17	1.4, 3, 5, 10	Table 5.6-1	N/A
NS_07	6.6.2.2.3	13	10	Table 6.2.4-2	
6.6.3.3.2					
NS_08	6.6.3.3.3	19	10, 15	> 44	≤ 3
NS_09	6.6.3.3.4	21	10, 15	> 40	≤ 1
				> 55	≤ 2
				Table 6.2.4-3	
NS_11	6.6.2.2.1	23	1.4, 3, 5, 10, 15, 20	Table 6.2.4-5	
NS_12	6.6.3.3.5	26	1.4, 3, 5	Table 6.2.4-6	
NS_13	6.6.3.3.6	26	5	Table 6.2.4-7	
NS_14	6.6.3.3.7	26	10, 15	Table 6.2.4-8	
NS_15	6.6.3.3.8	26	1.4, 3, 5, 10, 15	Table 6.2.4-9 Table 6.2.4-10	
NS_16	6.6.3.3.9	27	3, 5, 10	Table 6.2.4-11, Table 6.2.4-12, Table 6.2.4-13	
NS_17	6.6.3.3.10	28	5, 10	Table 5.6-1	N/A
NS_18	6.6.3.3.11	28	5	≥ 2	≤ 1
			10, 15, 20	≥ 1	≤ 4
NS_19	6.6.3.3.12	44	10, 15, 20	Table 6.2.4-14	
NS_20	6.2.2	23	5, 10, 15, 20	Table 6.2.4-15	
	6.6.2.2.1 6.6.3.2				
...					
NS_32	-	-	-	-	-

**TDD-LTE**

LTE TDD Band 41 supports 3GPP TS 36.211 section 4.2 for Type 2 Frame Structure and Table 4.2-2 for uplink-downlink configurations and Table 4.2-1 for Special subframe configurations.

Table 4.2-1: Configuration of special subframe (lengths of DwPTS/GP/UpPTS).

Special subframe configuration	Normal cyclic prefix in downlink			Extended cyclic prefix in downlink		
	DwPTS	UpPTS		DwPTS	UpPTS	
		Normal cyclic prefix in uplink	Extended cyclic prefix in uplink		Normal cyclic prefix in uplink	Extended cyclic prefix in uplink
0	$6592 \cdot T_s$	$2192 \cdot T_s$	$2560 \cdot T_s$	$7680 \cdot T_s$	$2192 \cdot T_s$	$2560 \cdot T_s$
1	$19760 \cdot T_s$			$20480 \cdot T_s$		
2	$21952 \cdot T_s$			$23040 \cdot T_s$		
3	$24144 \cdot T_s$			$25600 \cdot T_s$		
4	$26336 \cdot T_s$			$7680 \cdot T_s$		
5	$6592 \cdot T_s$	$4384 \cdot T_s$	$5120 \cdot T_s$	$20480 \cdot T_s$	$4384 \cdot T_s$	$5120 \cdot T_s$
6	$19760 \cdot T_s$			$23040 \cdot T_s$		
7	$21952 \cdot T_s$			$12800 \cdot T_s$		
8	$24144 \cdot T_s$			-		
9	$13168 \cdot T_s$			-		-

Table 4.2-2: Uplink-downlink configurations.

Uplink-downlink configuration	Downlink-to-Uplink Switch-point periodicity	Subframe number									
		0	1	2	3	4	5	6	7	8	9
0	5 ms	D	S	U	U	U	D	S	U	U	U
1	5 ms	D	S	U	U	D	D	S	U	U	D
2	5 ms	D	S	U	D	D	D	S	U	D	D
3	10 ms	D	S	U	U	U	D	D	D	D	D
4	10 ms	D	S	U	U	D	D	D	D	D	D
5	10 ms	D	S	U	D	D	D	D	D	D	D
6	5 ms	D	S	U	U	U	D	S	U	U	D

**Calculated Duty Cycle**

Uplink-Downlink Configuration	Downlink-to-Uplink Switch-point Periodicity	Subframe Number										Calculated Duty Cycle (%)
		0	1	2	3	4	5	6	7	8	9	
0	5 ms	D	S	U	U	U	D	S	U	U	U	63.33
1	5 ms	D	S	U	U	D	D	S	U	U	D	43.33
2	5 ms	D	S	U	D	D	D	S	U	D	D	23.33
3	10 ms	D	S	U	U	U	D	D	D	D	D	31.67
4	10 ms	D	S	U	U	D	D	D	D	D	D	21.67
5	10 ms	D	S	U	D	D	D	D	D	D	D	11.67
6	5 ms	D	S	U	U	U	D	S	U	U	D	53.33

Note: This device supports uplink-downlink configurations 0-6. The configuration with highest duty cycle was used for SAR Testing: configuration 0 at 63.33% duty cycle.

**5G NR**

Mode	Band	Duplex	SCS(KHz)	Bandwidths(MHz)
SA	n2	FDD	15	5,10,15,20
	n5	FDD	15	5,10,15,20
	n25	FDD	15	5,10,15,20,25,30,40
	n41	TDD	30	20,30,40,50,60,80,90,100
	n66	FDD	15	5,10,15,20,30,40
	n71	FDD	15	5,10,15,20
NSA	n2	FDD	15	5,10,15,20
	n5	FDD	15	5,10,15,20
	n25	FDD	15	5,10,15,20,25,30,40
	n41	TDD	30	20,30,40,50,60,80,90,100
	n66	FDD	15	5,10,15,20,30,40
	n71	FDD	15	5,10,15,20
EN-DC Carrier Aggregation Possible Combinations				
LTE Anchor Bands for NR band n2			LTE Band 12	
LTE Anchor Bands for NR band n41			LTE Band 2/66	
LTE Anchor Bands for NR band n66			LTE Band 12	
LTE Anchor Bands for NR band n71			LTE Band 2/66	

**Remark:**

5G NR bands supports SA Band2/5/25/41/66/71 and NSA DC\_2A\_n41A/ DC\_2A\_n71A/ DC\_12A\_n66A/ DC\_12A\_n2A/ DC\_66A\_n41A/ DC\_66A\_n71A mode.

**Maximum Target Output Power**

<b>Max Target Power(dBm)</b>			
<b>Mode/Band</b>	<b>Channel</b>		
	<b>Low</b>	<b>Middle</b>	<b>High</b>
GSM 850	33.5	33.5	33.5
GPRS 1 TX Slot	34.0	34.0	34.0
GPRS 2 TX Slot	33.0	33.0	33.0
GPRS 3 TX Slot	31.5	31.5	31.5
GPRS 4 TX Slot	30.0	30.0	30.0
EDGE 1 TX Slot	27.0	27.0	27.0
EDGE 2 TX Slot	26.0	26.0	26.0
EDGE 3 TX Slot	24.0	24.0	24.0
EDGE 4 TX Slot	23.0	23.0	23.0
PCS 1900	30.0	30.0	30.0
GPRS 1 TX Slot	29.5	29.5	29.5
GPRS 2 TX Slot	29.0	29.0	29.0
GPRS 3 TX Slot	27.0	27.0	27.0
GPRS 4 TX Slot	26.0	26.0	26.0
EDGE 1 TX Slot	27.0	27.0	27.0
EDGE 2 TX Slot	26.0	26.0	26.0
EDGE 3 TX Slot	25.0	25.0	25.0
EDGE 4 TX Slot	23.0	23.0	23.0
WCDMA Band 2	22.0	22.0	22.0
HSDPA	22.0	22.0	22.0
HSUPA	22.0	22.0	22.0
HSPA+	22.0	22.0	22.0
WCDMA Band 4	23.0	23.0	23.0
HSDPA	23.0	23.0	23.0
HSUPA	23.0	23.0	23.0
HSPA+	23.0	23.0	23.0
WCDMA Band 5	23.5	23.5	23.5
HSDPA	22.5	22.5	22.5
HSUPA	22.0	22.0	22.0
HSPA+	21.5	21.5	21.5
LTE Band 2	20.0	19.5	19.5
LTE Band 4	19.5	20.0	19.5
LTE Band 5	23.0	23.0	23.0
LTE Band 7	16.5	16.5	16.5
LTE Band 12	23.0	23.0	23.0
LTE Band 13	22.0	22.0	22.0
LTE Band 17	22.5	22.5	22.5
LTE Band 25	20.0	19.5	19.5
LTE Band 26	23.0	23.0	23.0
LTE Band 41	23.0	23.0	23.0
LTE Band 66	20.0	20.0	20.0
LTE Band 71	22.5	22.5	22.5

5G NR n2	23.0	23.0	23.0
5G NR n5	23.0	23.0	23.0
5G NR n25	23.0	23.0	23.0
5G NR n41	22.0	22.0	22.0
5G NR n66	22.0	22.0	22.0
5G NR n71	23.0	23.0	23.0
WLAN 2.4G	13.0	13.0	13.0
WLAN 5.2G	11.0	11.0	11.0
WLAN 5.8G	9.0	9.0	8.5
Bluetooth BDR/EDR	4.5	4.5	4.5
BLE	-2.0	-2.0	-2.0

**Test Results:****GSM:**

Band	Channel No.	Frequency (MHz)	RF Output Power (dBm)
GSM 850	128	824.2	32.78
	190	836.6	33.16
	251	848.8	33.14
PCS 1900	512	1850.2	29.90
	661	1880	29.48
	810	1909.8	29.19

**GPRS:**

Band	Channel No.	Frequency (MHz)	RF Output Power (dBm)			
			1 slot	2 slots	3 slots	4 slots
GSM 850	128	824.2	33.46	32.56	30.80	29.47
	190	836.6	33.55	32.92	31.13	29.79
	251	848.8	33.68	32.83	31.05	29.64
PCS 1900	512	1850.2	29.43	28.56	26.76	25.49
	661	1880	29.07	28.20	26.41	25.16
	810	1909.8	28.76	28.02	25.99	24.74

**EDGE:**

Band	Channel No.	Frequency (MHz)	RF Output Power (dBm)			
			1 slot	2 slots	3 slots	4 slots
GSM 850	128	824.2	26.74	25.93	23.77	22.80
	190	836.6	26.75	25.90	23.72	22.70
	251	848.8	26.40	25.66	23.75	22.69
PCS 1900	512	1850.2	26.89	25.86	24.85	22.65
	661	1880	26.81	25.83	24.97	22.70
	810	1909.8	26.99	25.87	24.97	22.69

For SAR, the time based average power is relevant, the difference in between depends on the duty cycle of the TDMA signal.

Number of Time slot	1	2	3	4
Duty Cycle	1:8	1:4	1:2.66	1:2
Time based Ave. power compared to slotted Ave. power	-9 dB	-6 dB	-4.25 dB	-3 dB
Crest Factor	8	4	2.66	2

**The time based average power for GPRS**

Band	Channel No.	Frequency (MHz)	RF Output Power (dBm)			
			1 slot	2 slots	3 slots	4 slots
GSM 850	128	824.2	24.46	26.56	26.55	26.47
	190	836.6	24.55	<b>26.92</b>	26.88	26.79
	251	848.8	24.68	26.83	26.80	26.64
PCS 1900	512	1850.2	20.43	<b>22.56</b>	22.51	22.49
	661	1880	20.07	22.20	22.16	22.16
	810	1909.8	19.76	22.02	21.74	21.74

**The time based average power for EDGE**

Band	Channel No.	Frequency (MHz)	RF Output Power (dBm)			
			1 slot	2 slots	3 slots	4 slots
GSM 850	128	824.2	17.74	19.93	19.52	19.80
	190	836.6	17.75	19.90	19.47	19.70
	251	848.8	17.40	19.66	19.50	19.69
PCS 1900	512	1850.2	17.89	19.86	20.60	19.65
	661	1880	17.81	19.83	20.72	19.70
	810	1909.8	17.99	19.87	20.72	19.69

**Note:**

1. Rohde & Schwarz Radio Communication Tester (CMU500) was used for the measurement of GSM peak and average output power for active timeslots.
2. For GSM voice, 1 timeslot has been activated with power level 5 (850 MHz band) and 0 (1900 MHz band).
3. For GPRS, 1, 2, 3 and 4 timeslots has been activated separately with power level 3(850 MHz band) and 3(1900 MHz band).

**WCDMA Band 2:**

Test Condition	Test Mode	3GPP Sub Test	Averaged Mean Power (dBm)		
			Low Frequency	Mid Frequency	High Frequency
Normal	RMC12.2k		21.63	21.76	21.70
	HSDPA	1	21.70	21.67	21.72
		2	21.69	21.74	21.74
		3	21.67	21.78	21.73
		4	21.67	21.73	21.63
	HSUPA	1	21.82	21.80	21.65
		2	21.80	21.78	21.64
		3	21.79	21.67	21.69
		4	21.75	21.73	21.64
		5	21.74	21.73	21.70
	HSPA+	1	21.63	21.73	21.65

**WCDMA Band 4:**

Test Condition	Test Mode	3GPP Sub Test	Averaged Mean Power (dBm)		
			Low Frequency	Mid Frequency	High Frequency
Normal	RMC12.2k		22.55	22.59	22.62
	HSDPA	1	22.37	22.52	22.39
		2	22.34	22.37	22.32
		3	22.21	22.44	22.26
		4	22.24	22.38	22.21
	HSUPA	1	22.22	22.28	22.07
		2	22.13	22.37	22.23
		3	22.29	22.45	22.24
		4	22.20	22.41	22.36
		5	22.30	22.47	22.25
	HSPA+	1	22.20	22.41	22.34



**WCDMA Band 5:**

Test Condition	Test Mode	3GPP Sub Test	Averaged Mean Power (dBm)		
			Low Frequency	Mid Frequency	High Frequency
Normal	RMC12.2k		22.95	23.01	23.14
	HSDPA	1	21.83	21.89	22.16
		2	21.64	21.66	22.15
		3	21.63	21.92	21.99
		4	21.48	21.56	21.99
	HSUPA	1	21.30	21.84	21.97
		2	21.11	21.90	21.95
		3	21.01	21.78	22.01
		4	21.12	21.70	21.87
		5	21.18	21.85	22.00
	HSPA+	1	21.01	20.84	20.93

**Note:**

1. The default test configuration is to measure SAR with an established radio link between the EUT and a communication test set using a 12.2 kbps RMC (reference measurement Channel) Configured in Test Loop Model 1.
2. KDB 941225 D01-Body SAR is not required for HSDPA/HSUPA/ HSPA+ when the maximum average output of each RF channel is less than ¼ dB higher than measured 12.2kbps RMC or the maximum SAR for 12.2kbps RMC is < 75% of SAR limit.

**LTE Band 2:**

Test Bandwidth	Test Modulation	Resource Block & RB offset	Target MPR	Meas MPR	Low Channel (dBm)	Middle Channel (dBm)	High Channel (dBm)
1.4M	QPSK	RB1#0	0	0	19.41	19.39	18.95
		RB1#3	0	0	19.37	19.43	19.00
		RB1#5	0	0	19.51	19.44	18.90
		RB3#0	1	1	19.48	19.46	19.00
		RB3#3	1	1	19.44	19.46	18.92
		RB6#0	1	1	18.41	18.51	18.03
	16-QAM	RB1#0	1	1	18.50	18.46	17.91
		RB1#3	1	1	18.62	18.59	17.87
		RB1#5	1	1	18.54	18.47	17.96
		RB3#0	2	2	18.47	18.53	18.20
		RB3#3	2	2	18.38	18.52	18.24
		RB6#0	2	2	17.37	17.36	17.18
3M	QPSK	RB1#0	0	0	19.35	18.97	18.84
		RB1#8	0	0	19.36	18.94	18.91
		RB1#14	0	0	19.38	18.79	18.76
		RB6#0	1	1	18.47	18.03	17.88
		RB6#9	1	1	18.34	17.91	17.86
		RB15#0	1	1	18.48	18.06	17.77
	16-QAM	RB1#0	1	1	18.42	18.62	17.99
		RB1#8	1	1	18.38	18.47	18.05
		RB1#14	1	1	18.45	18.48	18.05
		RB6#0	2	2	17.30	17.07	17.01
		RB6#9	2	2	17.33	16.99	17.04
		RB15#0	2	2	17.54	17.06	16.90
5M	QPSK	RB1#0	0	0	19.37	18.65	18.88
		RB1#13	0	0	19.31	18.77	18.73
		RB1#24	0	0	19.35	18.73	18.81
		RB15#0	1	1	18.34	17.74	17.91
		RB15#10	1	1	18.28	17.63	17.80
		RB25#0	1	1	18.23	17.60	17.79
	16-QAM	RB1#0	1	1	18.08	17.99	17.86
		RB1#13	1	1	18.13	17.94	17.86
		RB1#24	1	1	18.13	17.94	17.85
		RB15#0	2	2	17.29	16.61	17.12
		RB15#10	2	2	17.35	16.54	17.02
		RB25#0	2	2	17.26	16.67	17.01

Test Bandwidth	Test Modulation	Resource Block & RB offset	Target MPR	Meas MPR	Low Channel (dBm)	Middle Channel (dBm)	High Channel (dBm)
10M	QPSK	RB1#0	0	0	19.33	18.61	18.48
		RB1#25	0	0	19.32	18.69	18.67
		RB1#49	0	0	19.20	18.51	18.56
		RB25#0	1	1	18.23	17.80	17.63
		RB25#25	1	1	18.31	17.65	17.48
		RB50#0	1	1	18.24	17.56	17.53
	16-QAM	RB1#0	1	1	18.31	18.26	17.60
		RB1#25	1	1	18.27	18.18	17.80
		RB1#49	1	1	18.15	18.11	17.61
		RB25#0	2	2	17.36	16.83	16.83
		RB25#25	2	2	17.41	16.71	16.62
		RB50#0	2	2	17.27	16.65	16.77
15M	QPSK	RB1#0	0	0	19.21	19.08	19.02
		RB1#38	0	0	19.19	19.08	18.90
		RB1#74	0	0	19.05	18.77	18.80
		RB36#0	1	1	18.23	18.10	18.04
		RB36#39	1	1	18.22	17.88	17.86
		RB75#0	1	1	18.24	18.04	18.04
	16-QAM	RB1#0	1	1	18.74	18.24	18.53
		RB1#38	1	1	18.91	18.13	18.48
		RB1#74	1	1	18.69	18.07	18.44
		RB36#0	2	2	17.15	17.22	17.25
		RB36#39	2	2	17.21	17.06	17.10
		RB75#0	2	2	17.16	17.08	17.09
20M	QPSK	RB1#0	0	0	19.12	19.00	18.44
		RB1#50	0	0	19.17	19.14	18.49
		RB1#99	0	0	19.18	18.93	18.40
		RB50#0	1	1	18.22	18.18	17.45
		RB50#50	1	1	18.18	17.99	17.32
		RB100#0	1	1	18.32	18.04	17.37
	16-QAM	RB1#0	1	1	18.44	18.23	18.06
		RB1#50	1	1	18.63	18.37	18.13
		RB1#99	1	1	18.46	18.13	18.03
		RB50#0	2	2	17.17	17.11	16.60
		RB50#50	2	2	17.20	17.12	16.52
		RB100#0	2	2	17.13	16.98	16.54

**LTE Band 4:**

Test Bandwidth	Test Modulation	Resource Block & RB offset	Target MPR	Meas MPR	Low Channel (dBm)	Middle Channel (dBm)	High Channel (dBm)
1.4M	QPSK	RB1#0	0	0	18.81	19.63	19.34
		RB1#3	0	0	18.75	19.49	19.26
		RB1#5	0	0	18.81	19.57	19.18
		RB3#0	1	1	18.73	19.55	19.32
		RB3#3	1	1	18.86	19.61	19.36
		RB6#0	1	1	17.79	18.64	18.44
	16-QAM	RB1#0	1	1	17.90	18.62	18.30
		RB1#3	1	1	17.94	18.59	18.26
		RB1#5	1	1	18.01	18.54	18.40
		RB3#0	2	2	17.85	18.69	18.56
		RB3#3	2	2	17.91	18.57	18.59
		RB6#0	2	2	17.00	17.67	17.52
3M	QPSK	RB1#0	0	0	19.40	18.93	18.52
		RB1#8	0	0	19.34	19.02	18.51
		RB1#14	0	0	19.25	18.97	18.54
		RB6#0	1	1	18.29	18.06	17.57
		RB6#9	1	1	18.31	18.01	17.57
		RB15#0	1	1	18.31	17.97	17.57
	16-QAM	RB1#0	1	1	18.91	18.08	17.55
		RB1#8	1	1	18.99	18.13	17.46
		RB1#14	1	1	18.83	18.05	17.49
		RB6#0	2	2	17.58	17.15	16.69
		RB6#9	2	2	17.45	17.14	16.55
		RB15#0	2	2	17.46	17.00	16.66
5M	QPSK	RB1#0	0	0	19.21	18.90	19.02
		RB1#13	0	0	19.29	18.83	19.07
		RB1#24	0	0	19.24	18.96	18.95
		RB15#0	1	1	18.27	17.80	17.87
		RB15#10	1	1	18.36	17.76	17.85
		RB25#0	1	1	18.27	17.79	17.83
	16-QAM	RB1#0	1	1	18.66	17.92	17.76
		RB1#13	1	1	18.55	17.92	17.69
		RB1#24	1	1	18.60	17.83	17.72
		RB15#0	2	2	17.17	17.04	17.03
		RB15#10	2	2	17.21	16.92	16.90
		RB25#0	2	2	17.32	17.10	17.00

Test Bandwidth	Test Modulation	Resource Block & RB offset	Target MPR	Meas MPR	Low Channel (dBm)	Middle Channel (dBm)	High Channel (dBm)
10M	QPSK	RB1#0	0	0	19.18	19.01	19.32
		RB1#25	0	0	19.26	19.05	19.22
		RB1#49	0	0	19.10	18.92	19.27
		RB25#0	1	1	18.27	17.94	18.22
		RB25#25	1	1	18.15	17.93	18.16
		RB50#0	1	1	18.19	17.90	18.27
	16-QAM	RB1#0	1	1	18.38	17.97	18.78
		RB1#25	1	1	18.48	18.00	18.83
		RB1#49	1	1	18.28	18.01	18.72
		RB25#0	2	2	17.31	17.25	17.45
		RB25#25	2	2	17.42	17.15	17.44
		RB50#0	2	2	17.30	17.10	17.37
15M	QPSK	RB1#0	0	0	19.22	19.20	18.80
		RB1#38	0	0	19.16	19.13	18.78
		RB1#74	0	0	19.17	19.14	18.73
		RB36#0	1	1	18.12	18.24	17.85
		RB36#39	1	1	18.20	18.28	17.93
		RB75#0	1	1	18.17	18.26	17.92
	16-QAM	RB1#0	1	1	18.85	18.26	18.22
		RB1#38	1	1	18.85	18.33	18.27
		RB1#74	1	1	18.82	18.26	18.27
		RB36#0	2	2	17.39	17.35	17.02
		RB36#39	2	2	17.26	17.43	17.03
		RB75#0	2	2	17.38	17.34	16.94
20M	QPSK	RB1#0	0	0	19.09	19.19	18.67
		RB1#50	0	0	19.18	19.19	18.77
		RB1#99	0	0	19.07	19.24	18.62
		RB50#0	1	1	18.21	18.26	17.69
		RB50#50	1	1	18.14	18.22	17.79
		RB100#0	1	1	18.14	18.33	17.73
	16-QAM	RB1#0	1	1	18.74	18.56	17.97
		RB1#50	1	1	18.82	18.57	18.02
		RB1#99	1	1	18.79	18.49	17.95
		RB50#0	2	2	17.34	17.28	16.92
		RB50#50	2	2	17.20	17.32	16.93
		RB100#0	2	2	17.34	17.33	16.91

**LTE Band 5:**

Test Bandwidth	Test Modulation	Resource Block & RB offset	Target MPR	Meas MPR	Low Channel (dBm)	Middle Channel (dBm)	High Channel (dBm)
1.4M	QPSK	RB1#0	0	0	21.99	22.75	22.17
		RB1#3	0	0	21.87	22.88	22.07
		RB1#5	0	0	22.01	22.78	22.12
		RB3#0	1	1	22.05	22.81	22.21
		RB3#3	1	1	22.18	22.79	22.03
		RB6#0	1	1	21.10	21.78	21.16
	16-QAM	RB1#0	1	1	20.99	21.65	21.32
		RB1#3	1	1	21.03	21.91	21.23
		RB1#5	1	1	21.09	21.85	21.28
		RB3#0	2	2	21.12	22.03	21.15
		RB3#3	2	2	21.20	21.99	21.16
		RB6#0	2	2	19.92	20.72	20.13
3M	QPSK	RB1#0	0	0	22.02	22.12	22.17
		RB1#8	0	0	22.21	22.08	22.11
		RB1#14	0	0	22.13	22.05	22.06
		RB6#0	1	1	21.13	21.15	21.15
		RB6#9	1	1	21.21	21.27	21.00
		RB15#0	1	1	21.07	21.17	21.10
	16-QAM	RB1#0	1	1	21.63	21.29	21.25
		RB1#8	1	1	21.74	21.30	20.98
		RB1#14	1	1	21.63	21.22	20.99
		RB6#0	2	2	20.00	20.15	20.11
		RB6#9	2	2	20.11	20.17	19.81
		RB15#0	2	2	20.07	19.99	20.06
5M	QPSK	RB1#0	0	0	22.20	22.21	22.02
		RB1#13	0	0	22.29	22.16	22.31
		RB1#24	0	0	22.09	22.05	21.97
		RB15#0	1	1	21.10	21.08	21.25
		RB15#10	1	1	21.21	21.12	21.03
		RB25#0	1	1	21.16	21.38	21.11
	16-QAM	RB1#0	1	1	21.75	21.34	21.64
		RB1#13	1	1	21.98	21.40	21.29
		RB1#24	1	1	21.72	21.11	21.44
		RB15#0	2	2	20.37	20.22	20.06
		RB15#10	2	2	20.27	20.36	20.14
		RB25#0	2	2	20.19	20.42	20.25

Test Bandwidth	Test Modulation	Resource Block & RB offset	Target MPR	Meas MPR	Low Channel (dBm)	Middle Channel (dBm)	High Channel (dBm)
10M	QPSK	RB1#0	0	0	21.97	22.38	22.81
		RB1#25	0	0	22.27	22.76	22.64
		RB1#49	0	0	22.69	22.57	22.11
		RB25#0	1	1	20.90	21.96	21.40
		RB25#25	1	1	21.40	21.75	21.01
		RB50#0	1	1	21.27	21.83	21.31
	16-QAM	RB1#0	1	1	21.05	21.41	22.22
		RB1#25	1	1	21.37	21.74	21.94
		RB1#49	1	1	21.70	21.57	21.64
		RB25#0	2	2	20.02	20.92	20.56
		RB25#25	2	2	20.48	20.79	20.23
		RB50#0	2	2	20.41	20.76	20.30

**LTE Band 7:**

Test Bandwidth	Test Modulation	Resource Block & RB offset	Target MPR	Meas MPR	Low Channel (dBm)	Middle Channel (dBm)	High Channel (dBm)
5M	QPSK	RB1#0	0	0	15.86	16.19	16.29
		RB1#13	0	0	15.79	16.16	16.28
		RB1#24	1	1	15.74	16.07	16.26
		RB15#0	1	1	15.00	15.22	15.24
		RB15#10	1	1	14.98	15.03	15.19
		RB25#0	1	1	14.98	15.06	15.17
	16-QAM	RB1#0	1	1	15.28	15.19	15.06
		RB1#13	1	1	15.22	15.14	15.02
		RB1#24	2	2	15.20	15.10	15.09
		RB15#0	2	2	14.14	14.25	14.42
		RB15#10	2	2	13.91	14.28	14.35
		RB25#0	2	2	14.01	14.34	14.47
10M	QPSK	RB1#0	0	0	16.21	15.69	16.04
		RB1#25	0	0	16.19	15.90	16.15
		RB1#49	0	0	16.14	15.80	16.07
		RB25#0	1	1	15.38	14.79	15.14
		RB25#25	1	1	15.20	14.76	15.11
		RB50#0	1	1	15.31	14.87	15.04
	16-QAM	RB1#0	1	1	15.65	15.08	15.08
		RB1#25	1	1	15.80	14.95	15.16
		RB1#49	2	2	15.72	14.89	15.15
		RB25#0	2	2	14.39	14.05	14.35
		RB25#25	2	2	14.31	13.95	14.24
		RB50#0	2	2	14.35	14.05	14.35
15M	QPSK	RB1#0	0	0	15.91	15.98	15.79
		RB1#38	0	0	15.96	16.14	15.72
		RB1#74	1	1	16.06	16.16	15.79
		RB36#0	1	1	15.30	15.20	14.84
		RB36#39	1	1	15.19	15.09	14.82
		RB75#0	1	1	15.22	15.09	14.76
	16-QAM	RB1#0	1	1	15.50	15.69	14.86
		RB1#38	1	1	15.63	15.73	14.95
		RB1#74	1	1	15.58	15.63	15.02
		RB36#0	2	2	14.28	14.26	13.89
		RB36#39	2	2	14.15	14.25	13.84
		RB75#0	2	2	14.16	14.22	14.04



Test Bandwidth	Test Modulation	Resource Block & RB offset	Target MPR	Meas MPR	Low Channel (dBm)	Middle Channel (dBm)	High Channel (dBm)
20M	QPSK	RB1#0	0	0	16.04	15.99	16.06
		RB1#50	0	0	16.10	15.81	16.01
		RB1#99	0	0	16.11	15.84	16.07
		RB50#0	1	1	15.33	15.02	15.01
		RB50#50	1	1	15.33	14.81	15.07
		RB100#0	1	1	15.45	14.85	15.07
	16-QAM	RB1#0	1	1	15.42	15.04	15.54
		RB1#50	1	1	15.47	15.01	15.71
		RB1#99	1	1	15.46	14.99	15.76
		RB50#0	2	2	14.43	14.05	14.19
		RB50#50	2	2	14.40	13.95	14.22
		RB100#0	2	2	14.36	14.07	14.23

**LTE Band 12:**

Test Bandwidth	Test Modulation	Resource Block & RB offset	Target MPR	Meas MPR	Low Channel (dBm)	Middle Channel (dBm)	High Channel (dBm)
1.4M	QPSK	RB1#0	0	0	22.00	22.33	22.20
		RB1#3	0	0	22.14	22.41	22.11
		RB1#5	0	0	22.01	22.04	21.78
		RB3#0	1	1	21.02	21.25	21.15
		RB3#3	1	1	21.10	21.31	21.01
		RB6#0	1	1	21.35	21.23	21.13
	16-QAM	RB1#0	1	1	21.80	21.49	21.46
		RB1#3	1	1	21.93	21.50	21.60
		RB1#5	1	1	21.96	21.22	21.45
		RB3#0	2	2	20.12	20.42	20.04
		RB3#3	2	2	20.34	20.39	20.01
		RB6#0	2	2	20.09	20.31	20.14
3M	QPSK	RB1#0	0	0	21.93	22.22	21.95
		RB1#8	0	0	22.52	22.27	22.18
		RB1#14	0	0	22.05	21.88	21.66
		RB6#0	1	1	21.09	21.36	21.29
		RB6#9	1	1	21.29	21.28	21.13
		RB15#0	1	1	21.05	21.16	21.28
	16-QAM	RB1#0	1	1	21.41	21.14	21.33
		RB1#8	1	1	21.71	21.55	21.71
		RB1#14	1	1	21.28	21.10	21.26
		RB6#0	2	2	20.21	20.32	20.24
		RB6#9	2	2	20.14	20.39	20.16
		RB15#0	2	2	20.23	20.55	20.19
5M	QPSK	RB1#0	0	0	22.09	22.39	22.20
		RB1#13	0	0	22.26	22.43	21.94
		RB1#24	0	0	22.04	22.22	22.16
		RB15#0	1	1	21.23	21.29	21.36
		RB15#10	1	1	21.31	21.27	21.22
		RB25#0	1	1	21.30	21.42	21.09
	16-QAM	RB1#0	1	1	21.91	21.36	21.79
		RB1#13	1	1	22.18	21.64	21.59
		RB1#24	1	1	21.78	21.24	21.36
		RB15#0	2	2	20.48	20.46	20.10
		RB15#10	2	2	20.44	20.34	20.12
		RB25#0	2	2	20.39	20.46	20.35

Test Bandwidth	Test Modulation	Resource Block & RB offset	Target MPR	Meas MPR	Low Channel (dBm)	Middle Channel (dBm)	High Channel (dBm)
10M	QPSK	RB1#0	0	0	22.58	22.20	22.39
		RB1#25	0	0	22.37	22.38	22.34
		RB1#49	0	0	22.09	22.15	21.79
		RB25#0	1	1	21.32	21.46	21.50
		RB25#25	1	1	21.17	21.35	21.23
		RB50#0	1	1	21.36	21.36	21.41
	16-QAM	RB1#0	1	1	21.35	21.40	21.64
		RB1#25	1	1	21.77	21.64	21.89
		RB1#49	1	1	21.65	21.24	21.46
		RB25#0	2	2	20.45	20.67	20.53
		RB25#25	2	2	20.34	20.59	20.41
		RB50#0	2	2	20.39	20.63	20.27

**LTE Band 13:**

Test Bandwidth	Test Modulation	Resource Block & RB offset	Target MPR	Meas MPR	Low Channel (dBm)	Middle Channel (dBm)	High Channel (dBm)
5M	QPSK	RB1#0	0	0	21.64	21.90	21.45
		RB1#13	0	0	21.66	21.96	21.46
		RB1#24	0	0	21.64	21.64	21.42
		RB15#0	1	1	20.70	20.81	20.78
		RB15#10	1	1	20.71	20.74	20.64
		RB25#0	1	1	20.70	20.65	20.54
	16-QAM	RB1#0	1	1	21.18	20.75	20.98
		RB1#13	1	1	21.35	21.03	21.13
		RB1#24	1	1	21.36	20.87	20.74
		RB15#0	2	2	19.68	19.71	19.60
		RB15#10	2	2	19.60	19.85	19.53
		RB25#0	2	2	19.83	19.91	19.49
10M	QPSK	RB1#0	0	0	/	21.69	/
		RB1#25	0	0	/	21.73	/
		RB1#49	0	0	/	21.55	/
		RB25#0	1	1	/	20.91	/
		RB25#25	1	1	/	20.80	/
		RB50#0	1	1	/	20.82	/
	16-QAM	RB1#0	1	1	/	20.94	/
		RB1#25	1	1	/	21.18	/
		RB1#49	1	1	/	20.82	/
		RB25#0	2	2	/	19.86	/
		RB25#25	2	2	/	19.94	/
		RB50#0	2	2	/	19.96	/

**LTE Band 17:**

Test Bandwidth	Test Modulation	Resource Block & RB offset	Target MPR	Meas MPR	Low Channel (dBm)	Middle Channel (dBm)	High Channel (dBm)
5M	QPSK	RB1#0	0	0	22.30	22.15	22.28
		RB1#13	0	0	22.32	22.23	22.30
		RB1#24	0	0	22.49	22.27	22.32
		RB15#0	1	1	21.08	21.27	21.39
		RB15#10	1	1	21.27	21.20	21.11
		RB25#0	1	1	21.26	21.20	21.23
	16-QAM	RB1#0	1	1	21.07	21.54	21.25
		RB1#13	1	1	21.01	21.47	21.27
		RB1#24	1	1	21.14	21.54	21.26
		RB15#0	2	2	20.25	20.18	20.39
		RB15#10	2	2	20.29	20.14	20.23
		RB25#0	2	2	20.20	20.22	20.14
10M	QPSK	RB1#0	0	0	22.08	22.13	22.21
		RB1#25	0	0	22.27	22.24	22.20
		RB1#49	0	0	22.21	22.26	22.27
		RB25#0	1	1	21.05	21.02	21.03
		RB25#25	1	1	21.25	21.20	21.01
		RB50#0	1	1	21.05	21.11	21.09
	16-QAM	RB1#0	1	1	21.67	21.28	21.03
		RB1#25	1	1	21.85	21.40	21.30
		RB1#49	1	1	21.68	21.29	21.28
		RB25#0	2	2	20.09	20.12	20.26
		RB25#25	2	2	20.20	20.11	20.21
		RB50#0	2	2	20.07	20.15	20.06

**LTE Band 25:**

Test Bandwidth	Test Modulation	Resource Block & RB offset	Target MPR	Meas MPR	Low Channel (dBm)	Middle Channel (dBm)	High Channel (dBm)
1.4M	QPSK	RB1#0	0	0	18.77	19.11	18.69
		RB1#3	0	0	18.78	19.06	18.64
		RB1#5	0	0	18.87	19.15	18.68
		RB3#0	1	1	18.90	19.07	18.77
		RB3#3	1	1	18.84	19.18	18.73
		RB6#0	1	1	17.89	18.01	17.89
	16-QAM	RB1#0	1	1	17.95	18.15	17.94
		RB1#3	1	1	17.98	18.10	17.77
		RB1#5	1	1	17.95	18.11	17.70
		RB3#0	2	2	17.77	18.14	17.98
		RB3#3	2	2	17.78	18.13	18.03
		RB6#0	2	2	16.97	17.11	16.87
3M	QPSK	RB1#0	0	0	19.32	18.60	18.72
		RB1#8	0	0	19.36	18.62	18.71
		RB1#14	0	0	18.43	17.71	17.75
		RB6#0	1	1	18.32	17.63	17.79
		RB6#9	1	1	18.32	17.66	17.80
		RB15#0	1	1	18.95	17.76	17.89
	16-QAM	RB1#0	1	1	18.82	17.81	17.75
		RB1#8	1	1	18.95	17.79	17.88
		RB1#14	1	1	17.51	16.76	16.93
		RB6#0	2	2	17.46	16.80	16.90
		RB6#9	2	2	17.40	16.76	17.06
		RB15#0	2	2	19.29	18.64	18.72
5M	QPSK	RB1#0	0	0	19.29	18.32	18.64
		RB1#13	0	0	19.35	18.27	18.68
		RB1#24	0	0	19.31	18.34	18.64
		RB15#0	1	1	18.19	17.35	17.78
		RB15#10	1	1	18.20	17.35	17.59
		RB25#0	1	1	18.14	17.40	17.66
	16-QAM	RB1#0	1	1	18.11	17.60	17.79
		RB1#13	1	1	18.01	17.72	17.70
		RB1#24	1	1	18.01	17.72	17.66
		RB15#0	2	2	17.20	16.45	16.88
		RB15#10	2	2	17.20	16.48	16.68
		RB25#0	2	2	17.32	16.48	16.77

Test Bandwidth	Test Modulation	Resource Block & RB offset	Target MPR	Meas MPR	Low Channel (dBm)	Middle Channel (dBm)	High Channel (dBm)
10M	QPSK	RB1#0	0	0	19.20	18.52	18.65
		RB1#25	0	0	19.10	18.57	18.50
		RB1#49	0	0	19.03	18.50	18.41
		RB25#0	1	1	18.27	17.62	17.49
		RB25#25	1	1	18.18	17.58	17.48
		RB50#0	1	1	18.32	17.50	17.68
	16-QAM	RB1#0	1	1	18.69	17.64	17.64
		RB1#25	1	1	18.76	17.69	17.65
		RB1#49	1	1	18.64	17.52	17.60
		RB25#0	2	2	17.33	16.78	16.77
		RB25#25	2	2	17.20	16.76	16.70
		RB50#0	2	2	17.29	16.76	16.78
15M	QPSK	RB1#0	0	0	19.05	18.62	18.67
		RB1#38	0	0	19.09	18.70	18.57
		RB1#74	0	0	19.08	18.61	18.62
		RB36#0	1	1	18.15	17.67	17.82
		RB36#39	1	1	18.19	17.72	17.62
		RB75#0	1	1	18.14	17.69	17.72
	16-QAM	RB1#0	1	1	18.34	18.18	18.30
		RB1#38	1	1	18.28	18.07	18.35
		RB1#74	1	1	18.11	17.98	18.11
		RB36#0	2	2	17.12	16.84	17.03
		RB36#39	2	2	17.08	16.77	16.74
		RB75#0	2	2	17.12	16.76	16.91
20M	QPSK	RB1#0	0	0	19.96	19.26	19.33
		RB1#50	0	0	19.41	19.18	19.25
		RB1#99	0	0	18.96	19.01	18.04
		RB50#0	1	1	18.08	17.73	17.49
		RB50#50	1	1	18.15	17.59	17.25
		RB100#0	1	1	18.11	17.68	17.45
	16-QAM	RB1#0	1	1	18.67	18.02	17.45
		RB1#50	1	1	18.69	18.00	17.61
		RB1#99	1	1	18.62	17.63	17.29
		RB50#0	2	2	17.02	16.75	16.59
		RB50#50	2	2	17.18	16.78	16.37
		RB100#0	2	2	17.13	16.75	16.57

**LTE Band 26:**

Test Bandwidth	Test Modulation	Resource Block & RB offset	Target MPR	Meas MPR	Low Channel (dBm)	Middle Channel (dBm)	High Channel (dBm)
1.4M	QPSK	RB1#0	0	0	21.97	22.79	22.17
		RB1#3	0	0	21.91	22.83	22.15
		RB1#5	0	0	21.94	22.77	22.13
		RB3#0	1	1	22.03	22.86	22.30
		RB3#3	1	1	22.15	22.80	22.09
		RB6#0	1	1	21.02	21.86	21.23
	16-QAM	RB1#0	1	1	20.98	21.72	21.33
		RB1#3	1	1	20.99	21.84	21.24
		RB1#5	1	1	21.03	21.79	21.30
		RB3#0	2	2	21.12	22.05	21.18
		RB3#3	2	2	21.16	21.96	21.15
		RB6#0	2	2	19.99	20.73	20.17
3M	QPSK	RB1#0	0	0	22.03	22.18	22.09
		RB1#8	0	0	22.19	22.16	22.07
		RB1#14	0	0	22.08	22.13	21.97
		RB6#0	1	1	21.12	21.23	21.15
		RB6#9	1	1	21.20	21.19	20.97
		RB15#0	1	1	21.04	21.16	21.04
	16-QAM	RB1#0	1	1	21.56	21.34	21.17
		RB1#8	1	1	21.73	21.35	21.01
		RB1#14	1	1	21.56	21.26	21.00
		RB6#0	2	2	20.00	20.18	20.03
		RB6#9	2	2	20.15	20.19	19.85
		RB15#0	2	2	20.02	20.02	20.10
5M	QPSK	RB1#0	0	0	22.28	22.25	22.05
		RB1#13	0	0	22.22	22.09	22.24
		RB1#24	0	0	22.02	22.13	22.04
		RB15#0	1	1	21.10	21.15	21.20
		RB15#10	1	1	21.20	21.13	20.95
		RB25#0	1	1	21.23	21.40	21.06
	16-QAM	RB1#0	1	1	21.82	21.34	21.56
		RB1#13	1	1	21.96	21.45	21.34
		RB1#24	1	1	21.80	21.19	21.42
		RB15#0	2	2	20.30	20.19	20.11
		RB15#10	2	2	20.22	20.30	20.14
		RB25#0	2	2	20.22	20.36	20.33



Test Bandwidth	Test Modulation	Resource Block & RB offset	Target MPR	Meas MPR	Low Channel (dBm)	Middle Channel (dBm)	High Channel (dBm)
10M	QPSK	RB1#0	0	0	21.92	22.41	22.76
		RB1#25	0	0	22.35	22.72	22.61
		RB1#49	0	0	22.70	22.61	22.13
		RB25#0	1	1	20.96	21.90	21.39
		RB25#25	1	1	21.44	21.67	21.08
		RB50#0	1	1	21.33	21.82	21.34
	16-QAM	RB1#0	1	1	21.13	21.35	22.28
		RB1#25	1	1	21.42	21.77	22.02
		RB1#49	1	1	21.67	21.58	21.68
		RB25#0	2	2	19.98	20.92	20.59
		RB25#25	2	2	20.46	20.74	20.23
		RB50#0	2	2	20.34	20.72	20.34

**LTE Band 41:**

Test Bandwidth	Test Modulation	Resource Block & RB offset	Taret MPR	Meas MPR	Low Channel (dBm)	Low-Mid Channel (dBm)	Middle Channel (dBm)	Mid-High Channel (dBm)	High Channel (dBm)
5M	QPSK	RB1#0	0	0	21.87	22.09	22.31	21.99	22.02
		RB1#13	0	0	22.03	22.12	22.24	22.17	22.13
		RB1#24	0	0	21.97	22.05	22.36	21.93	21.95
		RB15#0	1	1	21.00	20.89	21.20	21.01	21.07
		RB15#10	1	1	20.93	20.94	21.36	20.95	20.83
		RB25#0	1	1	20.98	20.89	21.31	21.13	20.85
	16-QAM	RB1#0	1	1	20.81	20.97	21.31	21.31	21.09
		RB1#13	1	1	21.06	21.03	21.48	21.32	21.24
		RB1#24	1	1	20.84	21.06	21.35	21.25	21.38
		RB15#0	2	2	20.04	19.91	20.33	19.99	19.97
		RB15#10	2	2	20.01	19.99	20.45	20.06	20.21
		RB25#0	2	2	20.11	19.98	20.46	20.10	20.08
10M	QPSK	RB1#0	0	0	22.01	22.05	22.29	22.30	22.15
		RB1#25	0	0	22.31	22.36	22.78	22.50	22.38
		RB1#49	0	0	22.18	22.14	22.46	21.93	22.15
		RB25#0	1	1	21.11	21.02	21.27	21.16	21.19
		RB25#25	1	1	21.21	21.17	21.19	21.01	21.15
		RB50#0	1	1	21.01	21.20	21.31	21.00	21.07
	16-QAM	RB1#0	1	1	21.24	21.24	21.15	21.23	21.10
		RB1#25	1	1	21.51	21.51	21.60	21.60	21.55
		RB1#49	1	1	21.23	21.38	21.25	21.28	21.12
		RB25#0	2	2	20.04	20.17	20.31	20.30	20.35
		RB25#25	2	2	20.26	20.11	20.47	20.12	20.10
		RB50#0	2	2	20.03	20.05	20.41	20.24	20.04
15M	QPSK	RB1#0	0	0	22.10	22.02	22.29	22.17	22.18
		RB1#38	0	0	22.25	22.12	22.29	22.09	22.02
		RB1#74	0	0	22.24	22.19	22.30	21.97	21.93
		RB36#0	1	1	21.17	21.07	21.33	21.22	21.10
		RB36#39	1	1	21.07	21.21	21.25	21.02	20.99
		RB75#0	1	1	21.16	21.24	21.32	21.28	21.11
	16-QAM	RB1#0	1	1	21.09	21.15	21.18	21.42	21.35
		RB1#38	1	1	21.54	21.49	21.30	21.24	21.28
		RB1#74	1	1	21.21	21.21	21.24	21.16	21.15
		RB36#0	2	2	20.04	20.11	20.28	20.31	20.25
		RB36#39	2	2	20.14	20.25	20.25	20.27	20.28
		RB75#0	2	2	20.13	20.06	20.24	20.18	20.08

Test Bandwidth	Test Modulation	Resource Block & RB offset	Taret MPR	Meas MPR	Low Channel (dBm)	Low-Mid Channel (dBm)	Middle Channel (dBm)	Mid-High Channel (dBm)	High Channel (dBm)
20M	QPSK	RB1#0	0	0	21.76	21.89	22.23	22.10	21.94
		RB1#50	0	0	22.52	22.54	22.56	22.47	22.43
		RB1#99	0	0	21.96	22.04	22.12	21.92	21.90
		RB50#0	1	1	21.01	21.03	21.23	21.24	21.20
		RB50#50	1	1	21.06	21.25	21.20	21.05	21.09
		RB100#0	1	1	20.95	21.09	21.28	21.15	21.09
	16-QAM	RB1#0	1	1	20.82	20.90	21.22	21.32	21.40
		RB1#50	1	1	21.47	21.57	21.57	21.67	21.82
		RB1#99	1	1	21.21	21.13	21.19	21.15	21.11
		RB50#0	2	2	20.02	20.03	20.34	20.28	20.40
		RB50#50	2	2	20.16	20.18	20.39	20.15	20.17
		RB100#0	2	2	20.27	20.18	20.24	20.25	20.27

**LTE Band 66:**

Test Bandwidth	Test Modulation	Resource Block & RB offset	Target MPR	Meas MPR	Low Channel (dBm)	Middle Channel (dBm)	High Channel (dBm)
1.4M	QPSK	1#0	0	0	18.46	19.46	19.14
		1#3	0	0	18.59	19.35	19.19
		1#5	0	0	18.52	19.40	19.13
		3#0	1	1	18.57	19.41	19.35
		3#3	1	1	18.44	19.45	19.40
		6#0	1	1	17.60	18.54	18.37
	16-QAM	1#0	1	1	17.72	18.48	18.14
		1#3	1	1	17.71	18.57	18.38
		1#5	1	1	17.67	18.54	18.15
		3#0	2	2	17.51	18.49	18.40
		3#3	2	2	17.65	18.50	18.47
		6#0	2	2	16.79	17.45	17.51
3M	QPSK	1#0	0	0	19.22	18.54	19.27
		1#8	0	0	19.32	18.56	19.25
		1#14	0	0	19.31	18.51	19.20
		6#0	1	1	18.32	17.49	18.37
		6#9	1	1	18.37	17.53	18.28
		15#0	1	1	18.38	17.55	18.27
	16-QAM	1#0	1	1	18.90	17.74	18.34
		1#8	1	1	18.79	17.62	18.18
		1#14	1	1	18.78	17.59	18.21
		6#0	2	2	17.54	16.64	17.37
		6#9	2	2	17.57	16.78	17.36
		15#0	2	2	17.52	16.51	17.48
5M	QPSK	1#0	0	0	19.42	18.98	19.37
		1#13	0	0	19.48	18.85	19.40
		1#24	0	0	19.43	18.88	19.27
		15#0	1	1	18.22	17.85	18.37
		15#10	1	1	18.17	17.79	18.33
		25#0	1	1	18.25	17.87	18.34
	16-QAM	1#0	1	1	18.05	18.17	18.07
		1#13	1	1	18.03	18.07	18.27
		1#24	1	1	18.15	18.19	18.21
		15#0	2	2	17.40	16.92	17.71
		15#10	2	2	17.44	17.01	17.53
		25#0	2	2	17.53	17.02	17.67

Test Bandwidth	Test Modulation	Resource Block & RB offset	Target MPR	Meas MPR	Low Channel (dBm)	Middle Channel (dBm)	High Channel (dBm)
10M	QPSK	1#0	0	0	19.25	18.38	19.15
		1#25	0	0	19.34	18.45	19.16
		1#49	0	0	19.14	18.36	19.04
		25#0	1	1	18.22	17.32	18.15
		25#25	1	1	18.32	17.42	18.18
		50#0	1	1	18.33	17.41	18.13
	16-QAM	1#0	1	1	18.77	17.59	17.55
		1#25	1	1	18.83	17.60	17.70
		1#49	1	1	18.75	17.58	17.72
		25#0	2	2	17.32	16.57	17.39
		25#25	2	2	17.53	16.58	17.40
		50#0	2	2	17.43	16.55	17.28
15M	QPSK	1#0	0	0	19.09	19.35	19.08
		1#38	0	0	19.21	19.32	19.12
		1#74	0	0	19.04	19.32	18.97
		36#0	1	1	18.10	18.38	18.08
		36#39	1	1	18.10	18.31	18.26
		75#0	1	1	18.10	18.47	18.16
	16-QAM	1#0	1	1	18.65	19.00	18.19
		1#38	1	1	18.59	19.00	18.36
		1#74	1	1	18.61	18.91	18.23
		36#0	2	2	17.24	16.85	17.35
		36#39	2	2	17.43	16.88	17.39
		75#0	2	2	17.33	16.85	17.34
20M	QPSK	1#0	0	0	19.14	19.54	19.61
		1#50	0	0	19.24	19.67	19.46
		1#99	0	0	19.19	18.60	18.45
		50#0	1	1	18.25	18.03	18.13
		50#50	1	1	18.12	17.92	18.21
		100#0	1	1	18.26	18.05	18.11
	16-QAM	1#0	1	1	18.58	17.64	18.16
		1#50	1	1	18.51	17.99	18.18
		1#99	1	1	18.47	17.86	18.17
		50#0	2	2	17.30	17.02	17.36
		50#50	2	2	17.25	17.10	17.28
		100#0	2	2	17.21	17.07	17.31

**LTE Band 71:**

Test Bandwidth	Test Modulation	Resource Block & RB offset	Target MPR	Meas MPR	Low Channel (dBm)	Middle Channel (dBm)	High Channel (dBm)
5M	QPSK	1#0	0	0	22.13	22.15	22.26
		1#13	0	0	22.11	22.20	22.20
		1#24	0	0	22.12	22.22	22.29
		15#0	1	1	20.92	21.09	21.10
		15#10	1	1	21.06	21.07	21.05
		25#0	1	1	20.96	21.16	21.14
	16-QAM	1#0	1	1	21.36	21.11	21.01
		1#13	1	1	21.37	21.22	20.97
		1#24	1	1	21.44	21.20	21.09
		15#0	2	2	20.02	20.12	20.14
		15#10	2	2	20.08	20.03	20.05
		25#0	2	2	19.99	20.04	20.15
10M	QPSK	1#0	0	0	22.07	22.02	22.04
		1#25	0	0	22.27	22.10	22.11
		1#49	0	0	22.16	22.15	22.16
		25#0	1	1	21.07	21.10	21.07
		25#25	1	1	21.16	21.16	21.12
		50#0	1	1	21.17	21.06	21.15
	16-QAM	1#0	1	1	21.62	21.24	20.97
		1#25	1	1	21.67	21.27	21.17
		1#49	1	1	21.80	21.26	21.21
		25#0	2	2	20.19	20.03	20.19
		25#25	2	2	20.13	20.12	20.11
		50#0	2	2	20.02	20.10	20.12
15M	QPSK	1#0	0	0	22.15	22.18	22.11
		1#38	0	0	22.08	22.15	22.10
		1#74	0	0	22.07	22.03	22.08
		36#0	1	1	21.15	20.98	21.01
		36#39	1	1	21.19	21.12	21.08
		75#0	1	1	21.29	21.17	21.17
	16-QAM	1#0	1	1	21.67	21.35	21.42
		1#38	1	1	21.61	21.31	21.46
		1#74	1	1	21.68	21.20	21.40
		36#0	2	2	20.18	20.00	20.03
		36#39	2	2	20.35	20.21	20.09
		75#0	2	2	20.22	20.10	20.04
20M	QPSK	1#0	0	0	22.01	22.12	21.98
		1#50	0	0	22.27	22.08	22.00
		1#99	0	0	22.11	21.98	22.01
		50#0	1	1	21.16	21.00	21.15
		50#50	1	1	21.26	21.07	21.07
		100#0	1	1	21.23	21.09	21.13
	16-QAM	1#0	1	1	21.36	21.33	21.54
		1#50	1	1	21.57	21.33	21.59

		1#99	1	1	21.34	21.26	21.72
		50#0	2	2	20.16	19.90	20.13
		50#50	2	2	20.26	20.10	20.08
		100#0	2	2	20.18	20.10	20.13

<b>Mode</b>	<b>Conducted power (dBm)</b>
n2_5MHz_15kHz_1852.5MHz_DFT-s-OFDM PI/2 BPSK_RB1@1	22.3
n2_5MHz_15kHz_1852.5MHz_DFT-s-OFDM PI/2 BPSK_RB12@6	22.25
n2_5MHz_15kHz_1852.5MHz_DFT-s-OFDM PI/2 BPSK_RB1@23	22.27
n2_5MHz_15kHz_1852.5MHz_DFT-s-OFDM PI/2 BPSK_RB25@0	21.81
n2_5MHz_15kHz_1852.5MHz_DFT-s-OFDM QPSK_RB1@1	22.24
n2_5MHz_15kHz_1852.5MHz_DFT-s-OFDM QPSK_RB12@6	22.35
n2_5MHz_15kHz_1852.5MHz_DFT-s-OFDM QPSK_RB1@23	22.15
n2_5MHz_15kHz_1852.5MHz_DFT-s-OFDM QPSK_RB25@0	21.29
n2_5MHz_15kHz_1852.5MHz_DFT-s-OFDM 16 QAM_RB25@0	20.33
n2_5MHz_15kHz_1852.5MHz_DFT-s-OFDM 64 QAM_RB25@0	19.89
n2_5MHz_15kHz_1852.5MHz_DFT-s-OFDM 256 QAM_RB25@0	17.95
n2_5MHz_15kHz_1852.5MHz_CP-OFDM QPSK_RB1@1	20.71
n2_5MHz_15kHz_1852.5MHz_CP-OFDM QPSK_RB13@6	20.78
n2_5MHz_15kHz_1852.5MHz_CP-OFDM QPSK_RB1@23	20.83
n2_5MHz_15kHz_1852.5MHz_CP-OFDM QPSK_RB25@0	19.45
n2_5MHz_15kHz_1852.5MHz_CP-OFDM 16 QAM_RB25@0	19.54
n2_5MHz_15kHz_1852.5MHz_CP-OFDM 64 QAM_RB25@0	18.96
n2_5MHz_15kHz_1852.5MHz_CP-OFDM 256 QAM_RB25@0	15.83



n2_5MHz_15kHz_1880MHz_DFT-s-OFDM PI/2 BPSK_RB1@1	22.2
n2_5MHz_15kHz_1880MHz_DFT-s-OFDM PI/2 BPSK_RB12@6	22.08
n2_5MHz_15kHz_1880MHz_DFT-s-OFDM PI/2 BPSK_RB1@23	22.06
n2_5MHz_15kHz_1880MHz_DFT-s-OFDM PI/2 BPSK_RB25@0	21.66
n2_5MHz_15kHz_1880MHz_DFT-s-OFDM QPSK_RB1@1	22.14
n2_5MHz_15kHz_1880MHz_DFT-s-OFDM QPSK_RB12@6	22.15
n2_5MHz_15kHz_1880MHz_DFT-s-OFDM QPSK_RB1@23	21.98
n2_5MHz_15kHz_1880MHz_DFT-s-OFDM QPSK_RB25@0	21.16
n2_5MHz_15kHz_1880MHz_DFT-s-OFDM 16 QAM_RB25@0	20.2
n2_5MHz_15kHz_1880MHz_DFT-s-OFDM 64 QAM_RB25@0	19.7
n2_5MHz_15kHz_1880MHz_DFT-s-OFDM 256 QAM_RB25@0	17.78
n2_5MHz_15kHz_1880MHz_CP-OFDM QPSK_RB1@1	20.67
n2_5MHz_15kHz_1880MHz_CP-OFDM QPSK_RB13@6	20.59
n2_5MHz_15kHz_1880MHz_CP-OFDM QPSK_RB1@23	20.59
n2_5MHz_15kHz_1880MHz_CP-OFDM QPSK_RB25@0	19.21
n2_5MHz_15kHz_1880MHz_CP-OFDM 16 QAM_RB25@0	19.36
n2_5MHz_15kHz_1880MHz_CP-OFDM 64 QAM_RB25@0	18.7
n2_5MHz_15kHz_1880MHz_CP-OFDM 256 QAM_RB25@0	15.71
n2_5MHz_15kHz_1907.5MHz_DFT-s-OFDM PI/2 BPSK_RB1@1	21.86
n2_5MHz_15kHz_1907.5MHz_DFT-s-OFDM PI/2 BPSK_RB12@6	21.89

n2_5MHz_15kHz_1907.5MHz_DFT-s-OFDM PI/2 BPSK_RB1@23	21.88
n2_5MHz_15kHz_1907.5MHz_DFT-s-OFDM PI/2 BPSK_RB25@0	21.35
n2_5MHz_15kHz_1907.5MHz_DFT-s-OFDM QPSK_RB1@1	21.79
n2_5MHz_15kHz_1907.5MHz_DFT-s-OFDM QPSK_RB12@6	21.88
n2_5MHz_15kHz_1907.5MHz_DFT-s-OFDM QPSK_RB1@23	21.74
n2_5MHz_15kHz_1907.5MHz_DFT-s-OFDM QPSK_RB25@0	20.87
n2_5MHz_15kHz_1907.5MHz_DFT-s-OFDM 16 QAM_RB25@0	19.92
n2_5MHz_15kHz_1907.5MHz_DFT-s-OFDM 64 QAM_RB25@0	19.47
n2_5MHz_15kHz_1907.5MHz_DFT-s-OFDM 256 QAM_RB25@0	17.52
n2_5MHz_15kHz_1907.5MHz_CP-OFDM QPSK_RB1@1	20.27
n2_5MHz_15kHz_1907.5MHz_CP-OFDM QPSK_RB13@6	20.35
n2_5MHz_15kHz_1907.5MHz_CP-OFDM QPSK_RB1@23	20.33
n2_5MHz_15kHz_1907.5MHz_CP-OFDM QPSK_RB25@0	19.03
n2_5MHz_15kHz_1907.5MHz_CP-OFDM 16 QAM_RB25@0	19.13
n2_5MHz_15kHz_1907.5MHz_CP-OFDM 64 QAM_RB25@0	18.41
n2_5MHz_15kHz_1907.5MHz_CP-OFDM 256 QAM_RB25@0	15.47
n2_10MHz_15kHz_1855MHz_DFT-s-OFDM PI/2 BPSK_RB1@1	22.04
n2_10MHz_15kHz_1855MHz_DFT-s-OFDM PI/2 BPSK_RB25@12	22.09
n2_10MHz_15kHz_1855MHz_DFT-s-OFDM PI/2 BPSK_RB1@50	22.07
n2_10MHz_15kHz_1855MHz_DFT-s-OFDM PI/2 BPSK_RB50@0	21.61

n2_10MHz_15kHz_1855MHz_DFT-s-OFDM QPSK_RB1@1	21.99
n2_10MHz_15kHz_1855MHz_DFT-s-OFDM QPSK_RB25@12	22.14
n2_10MHz_15kHz_1855MHz_DFT-s-OFDM QPSK_RB1@50	21.91
n2_10MHz_15kHz_1855MHz_DFT-s-OFDM QPSK_RB50@0	21.02
n2_10MHz_15kHz_1855MHz_DFT-s-OFDM 16 QAM_RB50@0	20.1
n2_10MHz_15kHz_1855MHz_DFT-s-OFDM 64 QAM_RB50@0	19.75
n2_10MHz_15kHz_1855MHz_DFT-s-OFDM 256 QAM_RB50@0	17.67
n2_10MHz_15kHz_1855MHz_CP-OFDM QPSK_RB1@1	20.55
n2_10MHz_15kHz_1855MHz_CP-OFDM QPSK_RB26@13	20.63
n2_10MHz_15kHz_1855MHz_CP-OFDM QPSK_RB1@50	20.53
n2_10MHz_15kHz_1855MHz_CP-OFDM QPSK_RB52@0	19.2
n2_10MHz_15kHz_1855MHz_CP-OFDM 16 QAM_RB52@0	19.23
n2_10MHz_15kHz_1855MHz_CP-OFDM 64 QAM_RB52@0	18.75
n2_10MHz_15kHz_1855MHz_CP-OFDM 256 QAM_RB52@0	15.77
n2_10MHz_15kHz_1880MHz_DFT-s-OFDM PI/2 BPSK_RB1@1	21.96
n2_10MHz_15kHz_1880MHz_DFT-s-OFDM PI/2 BPSK_RB25@12	21.98
n2_10MHz_15kHz_1880MHz_DFT-s-OFDM PI/2 BPSK_RB1@50	21.88
n2_10MHz_15kHz_1880MHz_DFT-s-OFDM PI/2 BPSK_RB50@0	21.43
n2_10MHz_15kHz_1880MHz_DFT-s-OFDM QPSK_RB1@1	21.87
n2_10MHz_15kHz_1880MHz_DFT-s-OFDM QPSK_RB25@12	21.93

n2_10MHz_15kHz_1880MHz_DFT-s-OFDM QPSK_RB1@50	21.73
n2_10MHz_15kHz_1880MHz_DFT-s-OFDM QPSK_RB50@0	20.91
n2_10MHz_15kHz_1880MHz_DFT-s-OFDM 16 QAM_RB50@0	19.89
n2_10MHz_15kHz_1880MHz_DFT-s-OFDM 64 QAM_RB50@0	19.54
n2_10MHz_15kHz_1880MHz_DFT-s-OFDM 256 QAM_RB50@0	17.55
n2_10MHz_15kHz_1880MHz_CP-OFDM QPSK_RB1@1	20.4
n2_10MHz_15kHz_1880MHz_CP-OFDM QPSK_RB26@13	20.42
n2_10MHz_15kHz_1880MHz_CP-OFDM QPSK_RB1@50	20.43
n2_10MHz_15kHz_1880MHz_CP-OFDM QPSK_RB52@0	19.12
n2_10MHz_15kHz_1880MHz_CP-OFDM 16 QAM_RB52@0	19.15
n2_10MHz_15kHz_1880MHz_CP-OFDM 64 QAM_RB52@0	18.59
n2_10MHz_15kHz_1880MHz_CP-OFDM 256 QAM_RB52@0	15.62
n2_10MHz_15kHz_1905MHz_DFT-s-OFDM PI/2 BPSK_RB1@1	21.66
n2_10MHz_15kHz_1905MHz_DFT-s-OFDM PI/2 BPSK_RB25@12	21.68
n2_10MHz_15kHz_1905MHz_DFT-s-OFDM PI/2 BPSK_RB1@50	21.61
n2_10MHz_15kHz_1905MHz_DFT-s-OFDM PI/2 BPSK_RB50@0	21.18
n2_10MHz_15kHz_1905MHz_DFT-s-OFDM QPSK_RB1@1	21.55
n2_10MHz_15kHz_1905MHz_DFT-s-OFDM QPSK_RB25@12	21.73
n2_10MHz_15kHz_1905MHz_DFT-s-OFDM QPSK_RB1@50	21.56
n2_10MHz_15kHz_1905MHz_DFT-s-OFDM QPSK_RB50@0	20.75

n2_10MHz_15kHz_1905MHz_DFT-s-OFDM 16 QAM_RB50@0	19.67
n2_10MHz_15kHz_1905MHz_DFT-s-OFDM 64 QAM_RB50@0	19.41
n2_10MHz_15kHz_1905MHz_DFT-s-OFDM 256 QAM_RB50@0	17.37
n2_10MHz_15kHz_1905MHz_CP-OFDM QPSK_RB1@1	20.25
n2_10MHz_15kHz_1905MHz_CP-OFDM QPSK_RB26@13	20.13
n2_10MHz_15kHz_1905MHz_CP-OFDM QPSK_RB1@50	20.15
n2_10MHz_15kHz_1905MHz_CP-OFDM QPSK_RB52@0	18.87
n2_10MHz_15kHz_1905MHz_CP-OFDM 16 QAM_RB52@0	18.87
n2_10MHz_15kHz_1905MHz_CP-OFDM 64 QAM_RB52@0	18.37
n2_10MHz_15kHz_1905MHz_CP-OFDM 256 QAM_RB52@0	15.29
n2_15MHz_15kHz_1857.5MHz_DFT-s-OFDM PI/2 BPSK_RB1@1	22.14
n2_15MHz_15kHz_1857.5MHz_DFT-s-OFDM PI/2 BPSK_RB36@18	22.21
n2_15MHz_15kHz_1857.5MHz_DFT-s-OFDM PI/2 BPSK_RB1@77	22.09
n2_15MHz_15kHz_1857.5MHz_DFT-s-OFDM PI/2 BPSK_RB75@0	21.74
n2_15MHz_15kHz_1857.5MHz_DFT-s-OFDM QPSK_RB1@1	22.1
n2_15MHz_15kHz_1857.5MHz_DFT-s-OFDM QPSK_RB36@18	22.27
n2_15MHz_15kHz_1857.5MHz_DFT-s-OFDM QPSK_RB1@77	22.03
n2_15MHz_15kHz_1857.5MHz_DFT-s-OFDM QPSK_RB75@0	21.21
n2_15MHz_15kHz_1857.5MHz_DFT-s-OFDM 16 QAM_RB75@0	20.22
n2_15MHz_15kHz_1857.5MHz_DFT-s-OFDM 64 QAM_RB75@0	19.84

n2_15MHz_15kHz_1857.5MHz_DFT-s-OFDM 256 QAM_RB75@0	17.85
n2_15MHz_15kHz_1857.5MHz_CP-OFDM QPSK_RB1@1	20.77
n2_15MHz_15kHz_1857.5MHz_CP-OFDM QPSK_RB39@19	20.71
n2_15MHz_15kHz_1857.5MHz_CP-OFDM QPSK_RB1@77	20.64
n2_15MHz_15kHz_1857.5MHz_CP-OFDM QPSK_RB79@0	19.43
n2_15MHz_15kHz_1857.5MHz_CP-OFDM 16 QAM_RB79@0	19.4
n2_15MHz_15kHz_1857.5MHz_CP-OFDM 64 QAM_RB79@0	18.91
n2_15MHz_15kHz_1857.5MHz_CP-OFDM 256 QAM_RB79@0	15.85
n2_15MHz_15kHz_1880MHz_DFT-s-OFDM PI/2 BPSK_RB1@1	22.1
n2_15MHz_15kHz_1880MHz_DFT-s-OFDM PI/2 BPSK_RB36@18	22.07
n2_15MHz_15kHz_1880MHz_DFT-s-OFDM PI/2 BPSK_RB1@77	21.85
n2_15MHz_15kHz_1880MHz_DFT-s-OFDM PI/2 BPSK_RB75@0	21.61
n2_15MHz_15kHz_1880MHz_DFT-s-OFDM QPSK_RB1@1	22.03
n2_15MHz_15kHz_1880MHz_DFT-s-OFDM QPSK_RB36@18	22.17
n2_15MHz_15kHz_1880MHz_DFT-s-OFDM QPSK_RB1@77	21.78
n2_15MHz_15kHz_1880MHz_DFT-s-OFDM QPSK_RB75@0	21.12
n2_15MHz_15kHz_1880MHz_DFT-s-OFDM 16 QAM_RB75@0	20.14
n2_15MHz_15kHz_1880MHz_DFT-s-OFDM 64 QAM_RB75@0	19.74
n2_15MHz_15kHz_1880MHz_DFT-s-OFDM 256 QAM_RB75@0	17.79
n2_15MHz_15kHz_1880MHz_CP-OFDM QPSK_RB1@1	20.47

n2_15MHz_15kHz_1880MHz_CP-OFDM QPSK_RB39@19	20.64
n2_15MHz_15kHz_1880MHz_CP-OFDM QPSK_RB1@77	20.43
n2_15MHz_15kHz_1880MHz_CP-OFDM QPSK_RB79@0	19.29
n2_15MHz_15kHz_1880MHz_CP-OFDM 16 QAM_RB79@0	19.27
n2_15MHz_15kHz_1880MHz_CP-OFDM 64 QAM_RB79@0	18.74
n2_15MHz_15kHz_1880MHz_CP-OFDM 256 QAM_RB79@0	15.78
n2_15MHz_15kHz_1902.5MHz_DFT-s-OFDM PI/2 BPSK_RB1@1	21.72
n2_15MHz_15kHz_1902.5MHz_DFT-s-OFDM PI/2 BPSK_RB36@18	21.9
n2_15MHz_15kHz_1902.5MHz_DFT-s-OFDM PI/2 BPSK_RB1@77	21.7
n2_15MHz_15kHz_1902.5MHz_DFT-s-OFDM PI/2 BPSK_RB75@0	21.42
n2_15MHz_15kHz_1902.5MHz_DFT-s-OFDM QPSK_RB1@1	21.67
n2_15MHz_15kHz_1902.5MHz_DFT-s-OFDM QPSK_RB36@18	21.86
n2_15MHz_15kHz_1902.5MHz_DFT-s-OFDM QPSK_RB1@77	21.73
n2_15MHz_15kHz_1902.5MHz_DFT-s-OFDM QPSK_RB75@0	20.9
n2_15MHz_15kHz_1902.5MHz_DFT-s-OFDM 16 QAM_RB75@0	19.98
n2_15MHz_15kHz_1902.5MHz_DFT-s-OFDM 64 QAM_RB75@0	19.49
n2_15MHz_15kHz_1902.5MHz_DFT-s-OFDM 256 QAM_RB75@0	17.56
n2_15MHz_15kHz_1902.5MHz_CP-OFDM QPSK_RB1@1	20.17
n2_15MHz_15kHz_1902.5MHz_CP-OFDM QPSK_RB39@19	20.42
n2_15MHz_15kHz_1902.5MHz_CP-OFDM QPSK_RB1@77	20.27

n2_15MHz_15kHz_1902.5MHz_CP-OFDM QPSK_RB79@0	19.07
n2_15MHz_15kHz_1902.5MHz_CP-OFDM 16 QAM_RB79@0	19.07
n2_15MHz_15kHz_1902.5MHz_CP-OFDM 64 QAM_RB79@0	18.5
n2_15MHz_15kHz_1902.5MHz_CP-OFDM 256 QAM_RB79@0	15.4
n2_20MHz_15kHz_1860MHz_DFT-s-OFDM PI/2 BPSK_RB1@1	22.27
n2_20MHz_15kHz_1860MHz_DFT-s-OFDM PI/2 BPSK_RB50@25	22.19
n2_20MHz_15kHz_1860MHz_DFT-s-OFDM PI/2 BPSK_RB1@104	22.1
n2_20MHz_15kHz_1860MHz_DFT-s-OFDM PI/2 BPSK_RB100@0	21.59
n2_20MHz_15kHz_1860MHz_DFT-s-OFDM QPSK_RB1@1	22.1
n2_20MHz_15kHz_1860MHz_DFT-s-OFDM QPSK_RB50@25	22.16
n2_20MHz_15kHz_1860MHz_DFT-s-OFDM QPSK_RB1@104	22
n2_20MHz_15kHz_1860MHz_DFT-s-OFDM QPSK_RB100@0	21.12
n2_20MHz_15kHz_1860MHz_DFT-s-OFDM 16 QAM_RB100@0	20.1
n2_20MHz_15kHz_1860MHz_DFT-s-OFDM 64 QAM_RB100@0	19.74
n2_20MHz_15kHz_1860MHz_DFT-s-OFDM 256 QAM_RB100@0	17.72
n2_20MHz_15kHz_1860MHz_CP-OFDM QPSK_RB1@1	20.87
n2_20MHz_15kHz_1860MHz_CP-OFDM QPSK_RB53@26	20.72
n2_20MHz_15kHz_1860MHz_CP-OFDM QPSK_RB1@104	20.63
n2_20MHz_15kHz_1860MHz_CP-OFDM QPSK_RB106@0	19.3
n2_20MHz_15kHz_1860MHz_CP-OFDM 16 QAM_RB106@0	19.34



n2_20MHz_15kHz_1860MHz_CP-OFDM 64 QAM_RB106@0	18.82
n2_20MHz_15kHz_1860MHz_CP-OFDM 256 QAM_RB106@0	15.74
n2_20MHz_15kHz_1880MHz_DFT-s-OFDM PI/2 BPSK_RB1@1	22.07
n2_20MHz_15kHz_1880MHz_DFT-s-OFDM PI/2 BPSK_RB50@25	22.1
n2_20MHz_15kHz_1880MHz_DFT-s-OFDM PI/2 BPSK_RB1@104	21.83
n2_20MHz_15kHz_1880MHz_DFT-s-OFDM PI/2 BPSK_RB100@0	21.62
n2_20MHz_15kHz_1880MHz_DFT-s-OFDM QPSK_RB1@1	21.98
n2_20MHz_15kHz_1880MHz_DFT-s-OFDM QPSK_RB50@25	22.17
n2_20MHz_15kHz_1880MHz_DFT-s-OFDM QPSK_RB1@104	21.74
n2_20MHz_15kHz_1880MHz_DFT-s-OFDM QPSK_RB100@0	21.14
n2_20MHz_15kHz_1880MHz_DFT-s-OFDM 16 QAM_RB100@0	20.19
n2_20MHz_15kHz_1880MHz_DFT-s-OFDM 64 QAM_RB100@0	19.76
n2_20MHz_15kHz_1880MHz_DFT-s-OFDM 256 QAM_RB100@0	17.85
n2_20MHz_15kHz_1880MHz_CP-OFDM QPSK_RB1@1	20.57
n2_20MHz_15kHz_1880MHz_CP-OFDM QPSK_RB53@26	20.6
n2_20MHz_15kHz_1880MHz_CP-OFDM QPSK_RB1@104	20.5
n2_20MHz_15kHz_1880MHz_CP-OFDM QPSK_RB106@0	19.29
n2_20MHz_15kHz_1880MHz_CP-OFDM 16 QAM_RB106@0	19.3
n2_20MHz_15kHz_1880MHz_CP-OFDM 64 QAM_RB106@0	18.83
n2_20MHz_15kHz_1880MHz_CP-OFDM 256 QAM_RB106@0	15.76

n2_20MHz_15kHz_1900MHz_DFT-s-OFDM PI/2 BPSK_RB1@1	21.77
n2_20MHz_15kHz_1900MHz_DFT-s-OFDM PI/2 BPSK_RB50@25	21.89
n2_20MHz_15kHz_1900MHz_DFT-s-OFDM PI/2 BPSK_RB1@104	21.75
n2_20MHz_15kHz_1900MHz_DFT-s-OFDM PI/2 BPSK_RB100@0	21.33
n2_20MHz_15kHz_1900MHz_DFT-s-OFDM QPSK_RB1@1	21.77
n2_20MHz_15kHz_1900MHz_DFT-s-OFDM QPSK_RB50@25	21.88
n2_20MHz_15kHz_1900MHz_DFT-s-OFDM QPSK_RB1@104	21.65
n2_20MHz_15kHz_1900MHz_DFT-s-OFDM QPSK_RB100@0	20.84
n2_20MHz_15kHz_1900MHz_DFT-s-OFDM 16 QAM_RB100@0	19.87
n2_20MHz_15kHz_1900MHz_DFT-s-OFDM 64 QAM_RB100@0	19.45
n2_20MHz_15kHz_1900MHz_DFT-s-OFDM 256 QAM_RB100@0	17.49
n2_20MHz_15kHz_1900MHz_CP-OFDM QPSK_RB1@1	20.51
n2_20MHz_15kHz_1900MHz_CP-OFDM QPSK_RB53@26	20.34
n2_20MHz_15kHz_1900MHz_CP-OFDM QPSK_RB1@104	20.16
n2_20MHz_15kHz_1900MHz_CP-OFDM QPSK_RB106@0	18.94
n2_20MHz_15kHz_1900MHz_CP-OFDM 16 QAM_RB106@0	18.96
n2_20MHz_15kHz_1900MHz_CP-OFDM 64 QAM_RB106@0	18.47
n2_20MHz_15kHz_1900MHz_CP-OFDM 256 QAM_RB106@0	15.36
n5_5MHz_15kHz_826.5MHz_DFT-s-OFDM PI/2 BPSK_RB1@1	22.51
n5_5MHz_15kHz_826.5MHz_DFT-s-OFDM PI/2 BPSK_RB12@6	22.43

n5_5MHz_15kHz_826.5MHz_DFT-s-OFDM PI/2 BPSK_RB1@23	22.41
n5_5MHz_15kHz_826.5MHz_DFT-s-OFDM PI/2 BPSK_RB25@0	21.95
n5_5MHz_15kHz_826.5MHz_DFT-s-OFDM QPSK_RB1@1	22.47
n5_5MHz_15kHz_826.5MHz_DFT-s-OFDM QPSK_RB12@6	22.46
n5_5MHz_15kHz_826.5MHz_DFT-s-OFDM QPSK_RB1@23	22.39
n5_5MHz_15kHz_826.5MHz_DFT-s-OFDM QPSK_RB25@0	21.5
n5_5MHz_15kHz_826.5MHz_DFT-s-OFDM 16 QAM_RB25@0	20.42
n5_5MHz_15kHz_826.5MHz_DFT-s-OFDM 64 QAM_RB25@0	19.97
n5_5MHz_15kHz_826.5MHz_DFT-s-OFDM 256 QAM_RB25@0	18
n5_5MHz_15kHz_826.5MHz_CP-OFDM QPSK_RB1@1	21.03
n5_5MHz_15kHz_826.5MHz_CP-OFDM QPSK_RB13@6	20.95
n5_5MHz_15kHz_826.5MHz_CP-OFDM QPSK_RB1@23	21.07
n5_5MHz_15kHz_826.5MHz_CP-OFDM QPSK_RB25@0	19.46
n5_5MHz_15kHz_826.5MHz_CP-OFDM 16 QAM_RB25@0	19.41
n5_5MHz_15kHz_826.5MHz_CP-OFDM 64 QAM_RB25@0	18.8
n5_5MHz_15kHz_826.5MHz_CP-OFDM 256 QAM_RB25@0	16
n5_5MHz_15kHz_836.5MHz_DFT-s-OFDM PI/2 BPSK_RB1@1	22.18
n5_5MHz_15kHz_836.5MHz_DFT-s-OFDM PI/2 BPSK_RB12@6	22.43
n5_5MHz_15kHz_836.5MHz_DFT-s-OFDM PI/2 BPSK_RB1@23	22.45
n5_5MHz_15kHz_836.5MHz_DFT-s-OFDM PI/2 BPSK_RB25@0	21.91

n5_5MHz_15kHz_836.5MHz_DFT-s-OFDM QPSK_RB1@1	22.31
n5_5MHz_15kHz_836.5MHz_DFT-s-OFDM QPSK_RB12@6	22.44
n5_5MHz_15kHz_836.5MHz_DFT-s-OFDM QPSK_RB1@23	22.39
n5_5MHz_15kHz_836.5MHz_DFT-s-OFDM QPSK_RB25@0	21.41
n5_5MHz_15kHz_836.5MHz_DFT-s-OFDM 16 QAM_RB25@0	20.34
n5_5MHz_15kHz_836.5MHz_DFT-s-OFDM 64 QAM_RB25@0	19.86
n5_5MHz_15kHz_836.5MHz_DFT-s-OFDM 256 QAM_RB25@0	17.97
n5_5MHz_15kHz_836.5MHz_CP-OFDM QPSK_RB1@1	20.84
n5_5MHz_15kHz_836.5MHz_CP-OFDM QPSK_RB13@6	20.86
n5_5MHz_15kHz_836.5MHz_CP-OFDM QPSK_RB1@23	20.97
n5_5MHz_15kHz_836.5MHz_CP-OFDM QPSK_RB25@0	19.36
n5_5MHz_15kHz_836.5MHz_CP-OFDM 16 QAM_RB25@0	19.38
n5_5MHz_15kHz_836.5MHz_CP-OFDM 64 QAM_RB25@0	18.81
n5_5MHz_15kHz_836.5MHz_CP-OFDM 256 QAM_RB25@0	16
n5_5MHz_15kHz_846.5MHz_DFT-s-OFDM PI/2 BPSK_RB1@1	22.33
n5_5MHz_15kHz_846.5MHz_DFT-s-OFDM PI/2 BPSK_RB12@6	22.28
n5_5MHz_15kHz_846.5MHz_DFT-s-OFDM PI/2 BPSK_RB1@23	22.26
n5_5MHz_15kHz_846.5MHz_DFT-s-OFDM PI/2 BPSK_RB25@0	21.83
n5_5MHz_15kHz_846.5MHz_DFT-s-OFDM QPSK_RB1@1	22.23
n5_5MHz_15kHz_846.5MHz_DFT-s-OFDM QPSK_RB12@6	22.29

n5_5MHz_15kHz_846.5MHz_DFT-s-OFDM QPSK_RB1@23	22.15
n5_5MHz_15kHz_846.5MHz_DFT-s-OFDM QPSK_RB25@0	21.31
n5_5MHz_15kHz_846.5MHz_DFT-s-OFDM 16 QAM_RB25@0	20.3
n5_5MHz_15kHz_846.5MHz_DFT-s-OFDM 64 QAM_RB25@0	19.82
n5_5MHz_15kHz_846.5MHz_DFT-s-OFDM 256 QAM_RB25@0	17.81
n5_5MHz_15kHz_846.5MHz_CP-OFDM QPSK_RB1@1	20.9
n5_5MHz_15kHz_846.5MHz_CP-OFDM QPSK_RB13@6	20.75
n5_5MHz_15kHz_846.5MHz_CP-OFDM QPSK_RB1@23	20.85
n5_5MHz_15kHz_846.5MHz_CP-OFDM QPSK_RB25@0	19.27
n5_5MHz_15kHz_846.5MHz_CP-OFDM 16 QAM_RB25@0	19.32
n5_5MHz_15kHz_846.5MHz_CP-OFDM 64 QAM_RB25@0	18.59
n5_5MHz_15kHz_846.5MHz_CP-OFDM 256 QAM_RB25@0	15.9
n5_10MHz_15kHz_829MHz_DFT-s-OFDM PI/2 BPSK_RB1@1	22.26
n5_10MHz_15kHz_829MHz_DFT-s-OFDM PI/2 BPSK_RB25@12	22.11
n5_10MHz_15kHz_829MHz_DFT-s-OFDM PI/2 BPSK_RB1@50	22.11
n5_10MHz_15kHz_829MHz_DFT-s-OFDM PI/2 BPSK_RB50@0	21.74
n5_10MHz_15kHz_829MHz_DFT-s-OFDM QPSK_RB1@1	22.2
n5_10MHz_15kHz_829MHz_DFT-s-OFDM QPSK_RB25@12	22.26
n5_10MHz_15kHz_829MHz_DFT-s-OFDM QPSK_RB1@50	22.13
n5_10MHz_15kHz_829MHz_DFT-s-OFDM QPSK_RB50@0	21.1

n5_10MHz_15kHz_829MHz_DFT-s-OFDM 16 QAM_RB50@0	20.34
n5_10MHz_15kHz_829MHz_DFT-s-OFDM 64 QAM_RB50@0	19.75
n5_10MHz_15kHz_829MHz_DFT-s-OFDM 256 QAM_RB50@0	17.71
n5_10MHz_15kHz_829MHz_CP-OFDM QPSK_RB1@1	20.71
n5_10MHz_15kHz_829MHz_CP-OFDM QPSK_RB26@13	20.76
n5_10MHz_15kHz_829MHz_CP-OFDM QPSK_RB1@50	20.69
n5_10MHz_15kHz_829MHz_CP-OFDM QPSK_RB52@0	19.22
n5_10MHz_15kHz_829MHz_CP-OFDM 16 QAM_RB52@0	19.2
n5_10MHz_15kHz_829MHz_CP-OFDM 64 QAM_RB52@0	18.79
n5_10MHz_15kHz_829MHz_CP-OFDM 256 QAM_RB52@0	15.82
n5_10MHz_15kHz_836.5MHz_DFT-s-OFDM PI/2 BPSK_RB1@1	22.13
n5_10MHz_15kHz_836.5MHz_DFT-s-OFDM PI/2 BPSK_RB25@12	22.06
n5_10MHz_15kHz_836.5MHz_DFT-s-OFDM PI/2 BPSK_RB1@50	21.94
n5_10MHz_15kHz_836.5MHz_DFT-s-OFDM PI/2 BPSK_RB50@0	21.72
n5_10MHz_15kHz_836.5MHz_DFT-s-OFDM QPSK_RB1@1	22.06
n5_10MHz_15kHz_836.5MHz_DFT-s-OFDM QPSK_RB25@12	22.15
n5_10MHz_15kHz_836.5MHz_DFT-s-OFDM QPSK_RB1@50	22.01
n5_10MHz_15kHz_836.5MHz_DFT-s-OFDM QPSK_RB50@0	21.33
n5_10MHz_15kHz_836.5MHz_DFT-s-OFDM 16 QAM_RB50@0	20.33
n5_10MHz_15kHz_836.5MHz_DFT-s-OFDM 64 QAM_RB50@0	19.74

n5_10MHz_15kHz_836.5MHz_DFT-s-OFDM 256 QAM_RB50@0	17.62
n5_10MHz_15kHz_836.5MHz_CP-OFDM QPSK_RB1@1	20.63
n5_10MHz_15kHz_836.5MHz_CP-OFDM QPSK_RB26@13	20.7
n5_10MHz_15kHz_836.5MHz_CP-OFDM QPSK_RB1@50	20.55
n5_10MHz_15kHz_836.5MHz_CP-OFDM QPSK_RB52@0	19.16
n5_10MHz_15kHz_836.5MHz_CP-OFDM 16 QAM_RB52@0	19.15
n5_10MHz_15kHz_836.5MHz_CP-OFDM 64 QAM_RB52@0	18.72
n5_10MHz_15kHz_836.5MHz_CP-OFDM 256 QAM_RB52@0	15.71
n5_10MHz_15kHz_844MHz_DFT-s-OFDM PI/2 BPSK_RB1@1	22.08
n5_10MHz_15kHz_844MHz_DFT-s-OFDM PI/2 BPSK_RB25@12	22.32
n5_10MHz_15kHz_844MHz_DFT-s-OFDM PI/2 BPSK_RB1@50	22.07
n5_10MHz_15kHz_844MHz_DFT-s-OFDM PI/2 BPSK_RB50@0	21.58
n5_10MHz_15kHz_844MHz_DFT-s-OFDM QPSK_RB1@1	22.03
n5_10MHz_15kHz_844MHz_DFT-s-OFDM QPSK_RB25@12	22.19
n5_10MHz_15kHz_844MHz_DFT-s-OFDM QPSK_RB1@50	21.99
n5_10MHz_15kHz_844MHz_DFT-s-OFDM QPSK_RB50@0	21.15
n5_10MHz_15kHz_844MHz_DFT-s-OFDM 16 QAM_RB50@0	20.11
n5_10MHz_15kHz_844MHz_DFT-s-OFDM 64 QAM_RB50@0	19.6
n5_10MHz_15kHz_844MHz_DFT-s-OFDM 256 QAM_RB50@0	17.57
n5_10MHz_15kHz_844MHz_CP-OFDM QPSK_RB1@1	20.68

n5_10MHz_15kHz_844MHz_CP-OFDM QPSK_RB26@13	20.61
n5_10MHz_15kHz_844MHz_CP-OFDM QPSK_RB1@50	20.56
n5_10MHz_15kHz_844MHz_CP-OFDM QPSK_RB52@0	19.08
n5_10MHz_15kHz_844MHz_CP-OFDM 16 QAM_RB52@0	18.98
n5_10MHz_15kHz_844MHz_CP-OFDM 64 QAM_RB52@0	18.6
n5_10MHz_15kHz_844MHz_CP-OFDM 256 QAM_RB52@0	15.64
n5_15MHz_15kHz_831.5MHz_DFT-s-OFDM PI/2 BPSK_RB1@1	22.43
n5_15MHz_15kHz_831.5MHz_DFT-s-OFDM PI/2 BPSK_RB36@18	22.37
n5_15MHz_15kHz_831.5MHz_DFT-s-OFDM PI/2 BPSK_RB1@77	22.18
n5_15MHz_15kHz_831.5MHz_DFT-s-OFDM PI/2 BPSK_RB75@0	21.88
n5_15MHz_15kHz_831.5MHz_DFT-s-OFDM QPSK_RB1@1	22.38
n5_15MHz_15kHz_831.5MHz_DFT-s-OFDM QPSK_RB36@18	22.48
n5_15MHz_15kHz_831.5MHz_DFT-s-OFDM QPSK_RB1@77	22.24
n5_15MHz_15kHz_831.5MHz_DFT-s-OFDM QPSK_RB75@0	21.4
n5_15MHz_15kHz_831.5MHz_DFT-s-OFDM 16 QAM_RB75@0	20.42
n5_15MHz_15kHz_831.5MHz_DFT-s-OFDM 64 QAM_RB75@0	20.01
n5_15MHz_15kHz_831.5MHz_DFT-s-OFDM 256 QAM_RB75@0	17.92
n5_15MHz_15kHz_831.5MHz_CP-OFDM QPSK_RB1@1	20.96
n5_15MHz_15kHz_831.5MHz_CP-OFDM QPSK_RB39@19	20.89
n5_15MHz_15kHz_831.5MHz_CP-OFDM QPSK_RB1@77	20.87



n5_15MHz_15kHz_831.5MHz_CP-OFDM QPSK_RB79@0	19.34
n5_15MHz_15kHz_831.5MHz_CP-OFDM 16 QAM_RB79@0	19.4
n5_15MHz_15kHz_831.5MHz_CP-OFDM 64 QAM_RB79@0	18.85
n5_15MHz_15kHz_831.5MHz_CP-OFDM 256 QAM_RB79@0	15.96
n5_15MHz_15kHz_836.5MHz_DFT-s-OFDM PI/2 BPSK_RB1@1	22.19
n5_15MHz_15kHz_836.5MHz_DFT-s-OFDM PI/2 BPSK_RB36@18	22.32
n5_15MHz_15kHz_836.5MHz_DFT-s-OFDM PI/2 BPSK_RB1@77	22.16
n5_15MHz_15kHz_836.5MHz_DFT-s-OFDM PI/2 BPSK_RB75@0	21.84
n5_15MHz_15kHz_836.5MHz_DFT-s-OFDM QPSK_RB1@1	22.3
n5_15MHz_15kHz_836.5MHz_DFT-s-OFDM QPSK_RB36@18	22.32
n5_15MHz_15kHz_836.5MHz_DFT-s-OFDM QPSK_RB1@77	22.13
n5_15MHz_15kHz_836.5MHz_DFT-s-OFDM QPSK_RB75@0	21.33
n5_15MHz_15kHz_836.5MHz_DFT-s-OFDM 16 QAM_RB75@0	20.34
n5_15MHz_15kHz_836.5MHz_DFT-s-OFDM 64 QAM_RB75@0	19.95
n5_15MHz_15kHz_836.5MHz_DFT-s-OFDM 256 QAM_RB75@0	17.8
n5_15MHz_15kHz_836.5MHz_CP-OFDM QPSK_RB1@1	20.74
n5_15MHz_15kHz_836.5MHz_CP-OFDM QPSK_RB39@19	20.84
n5_15MHz_15kHz_836.5MHz_CP-OFDM QPSK_RB1@77	20.66
n5_15MHz_15kHz_836.5MHz_CP-OFDM QPSK_RB79@0	19.36
n5_15MHz_15kHz_836.5MHz_CP-OFDM 16 QAM_RB79@0	19.35

n5_15MHz_15kHz_836.5MHz_CP-OFDM 64 QAM_RB79@0	18.81
n5_15MHz_15kHz_836.5MHz_CP-OFDM 256 QAM_RB79@0	15.95
n5_15MHz_15kHz_841.5MHz_DFT-s-OFDM PI/2 BPSK_RB1@1	22.25
n5_15MHz_15kHz_841.5MHz_DFT-s-OFDM PI/2 BPSK_RB36@18	22.33
n5_15MHz_15kHz_841.5MHz_DFT-s-OFDM PI/2 BPSK_RB1@77	22.15
n5_15MHz_15kHz_841.5MHz_DFT-s-OFDM PI/2 BPSK_RB75@0	21.78
n5_15MHz_15kHz_841.5MHz_DFT-s-OFDM QPSK_RB1@1	22.12
n5_15MHz_15kHz_841.5MHz_DFT-s-OFDM QPSK_RB36@18	22.34
n5_15MHz_15kHz_841.5MHz_DFT-s-OFDM QPSK_RB1@77	22.05
n5_15MHz_15kHz_841.5MHz_DFT-s-OFDM QPSK_RB75@0	21.3
n5_15MHz_15kHz_841.5MHz_DFT-s-OFDM 16 QAM_RB75@0	20.24
n5_15MHz_15kHz_841.5MHz_DFT-s-OFDM 64 QAM_RB75@0	19.86
n5_15MHz_15kHz_841.5MHz_DFT-s-OFDM 256 QAM_RB75@0	17.67
n5_15MHz_15kHz_841.5MHz_CP-OFDM QPSK_RB1@1	20.73
n5_15MHz_15kHz_841.5MHz_CP-OFDM QPSK_RB39@19	20.9
n5_15MHz_15kHz_841.5MHz_CP-OFDM QPSK_RB1@77	20.79
n5_15MHz_15kHz_841.5MHz_CP-OFDM QPSK_RB79@0	19.33
n5_15MHz_15kHz_841.5MHz_CP-OFDM 16 QAM_RB79@0	19.35
n5_15MHz_15kHz_841.5MHz_CP-OFDM 64 QAM_RB79@0	18.85
n5_15MHz_15kHz_841.5MHz_CP-OFDM 256 QAM_RB79@0	15.85

n5_20MHz_15kHz_834MHz_DFT-s-OFDM PI/2 BPSK_RB1@1	22.27
n5_20MHz_15kHz_834MHz_DFT-s-OFDM PI/2 BPSK_RB50@25	22.52
n5_20MHz_15kHz_834MHz_DFT-s-OFDM PI/2 BPSK_RB1@104	22.25
n5_20MHz_15kHz_834MHz_DFT-s-OFDM PI/2 BPSK_RB100@0	21.89
n5_20MHz_15kHz_834MHz_DFT-s-OFDM QPSK_RB1@1	22.29
n5_20MHz_15kHz_834MHz_DFT-s-OFDM QPSK_RB50@25	22.45
n5_20MHz_15kHz_834MHz_DFT-s-OFDM QPSK_RB1@104	22.14
n5_20MHz_15kHz_834MHz_DFT-s-OFDM QPSK_RB100@0	21.47
n5_20MHz_15kHz_834MHz_DFT-s-OFDM 16 QAM_RB100@0	20.31
n5_20MHz_15kHz_834MHz_DFT-s-OFDM 64 QAM_RB100@0	19.89
n5_20MHz_15kHz_834MHz_DFT-s-OFDM 256 QAM_RB100@0	17.84
n5_20MHz_15kHz_834MHz_CP-OFDM QPSK_RB1@1	20.9
n5_20MHz_15kHz_834MHz_CP-OFDM QPSK_RB53@26	20.86
n5_20MHz_15kHz_834MHz_CP-OFDM QPSK_RB1@104	20.72
n5_20MHz_15kHz_834MHz_CP-OFDM QPSK_RB106@0	19.35
n5_20MHz_15kHz_834MHz_CP-OFDM 16 QAM_RB106@0	19.33
n5_20MHz_15kHz_834MHz_CP-OFDM 64 QAM_RB106@0	18.83
n5_20MHz_15kHz_834MHz_CP-OFDM 256 QAM_RB106@0	15.92
n5_20MHz_15kHz_836.5MHz_DFT-s-OFDM PI/2 BPSK_RB1@1	22.27
n5_20MHz_15kHz_836.5MHz_DFT-s-OFDM PI/2 BPSK_RB50@25	22.32

n5_20MHz_15kHz_836.5MHz_DFT-s-OFDM PI/2 BPSK_RB1@104	22.19
n5_20MHz_15kHz_836.5MHz_DFT-s-OFDM PI/2 BPSK_RB100@0	21.94
n5_20MHz_15kHz_836.5MHz_DFT-s-OFDM QPSK_RB1@1	22.19
n5_20MHz_15kHz_836.5MHz_DFT-s-OFDM QPSK_RB50@25	22.43
n5_20MHz_15kHz_836.5MHz_DFT-s-OFDM QPSK_RB1@104	22.1
n5_20MHz_15kHz_836.5MHz_DFT-s-OFDM QPSK_RB100@0	21.47
n5_20MHz_15kHz_836.5MHz_DFT-s-OFDM 16 QAM_RB100@0	20.46
n5_20MHz_15kHz_836.5MHz_DFT-s-OFDM 64 QAM_RB100@0	19.84
n5_20MHz_15kHz_836.5MHz_DFT-s-OFDM 256 QAM_RB100@0	17.85
n5_20MHz_15kHz_836.5MHz_CP-OFDM QPSK_RB1@1	20.75
n5_20MHz_15kHz_836.5MHz_CP-OFDM QPSK_RB53@26	20.82
n5_20MHz_15kHz_836.5MHz_CP-OFDM QPSK_RB1@104	20.79
n5_20MHz_15kHz_836.5MHz_CP-OFDM QPSK_RB106@0	19.29
n5_20MHz_15kHz_836.5MHz_CP-OFDM 16 QAM_RB106@0	19.34
n5_20MHz_15kHz_836.5MHz_CP-OFDM 64 QAM_RB106@0	18.83
n5_20MHz_15kHz_836.5MHz_CP-OFDM 256 QAM_RB106@0	15.87
n5_20MHz_15kHz_839MHz_DFT-s-OFDM PI/2 BPSK_RB1@1	22.26
n5_20MHz_15kHz_839MHz_DFT-s-OFDM PI/2 BPSK_RB50@25	22.48
n5_20MHz_15kHz_839MHz_DFT-s-OFDM PI/2 BPSK_RB1@104	22.23
n5_20MHz_15kHz_839MHz_DFT-s-OFDM PI/2 BPSK_RB100@0	21.9

n5_20MHz_15kHz_839MHz_DFT-s-OFDM QPSK_RB1@1	22.15
n5_20MHz_15kHz_839MHz_DFT-s-OFDM QPSK_RB50@25	22.4
n5_20MHz_15kHz_839MHz_DFT-s-OFDM QPSK_RB1@104	22.05
n5_20MHz_15kHz_839MHz_DFT-s-OFDM QPSK_RB100@0	21.42
n5_20MHz_15kHz_839MHz_DFT-s-OFDM 16 QAM_RB100@0	20.41
n5_20MHz_15kHz_839MHz_DFT-s-OFDM 64 QAM_RB100@0	19.8
n5_20MHz_15kHz_839MHz_DFT-s-OFDM 256 QAM_RB100@0	17.8
n5_20MHz_15kHz_839MHz_CP-OFDM QPSK_RB1@1	20.78
n5_20MHz_15kHz_839MHz_CP-OFDM QPSK_RB53@26	20.8
n5_20MHz_15kHz_839MHz_CP-OFDM QPSK_RB1@104	20.65
n5_20MHz_15kHz_839MHz_CP-OFDM QPSK_RB106@0	19.3
n5_20MHz_15kHz_839MHz_CP-OFDM 16 QAM_RB106@0	19.34
n5_20MHz_15kHz_839MHz_CP-OFDM 64 QAM_RB106@0	18.74
n5_20MHz_15kHz_839MHz_CP-OFDM 256 QAM_RB106@0	15.83
n25_5MHz_15kHz_1852.5MHz_DFT-s-OFDM PI/2 BPSK_RB1@1	22.75
n25_5MHz_15kHz_1852.5MHz_DFT-s-OFDM PI/2 BPSK_RB12@6	22.78
n25_5MHz_15kHz_1852.5MHz_DFT-s-OFDM PI/2 BPSK_RB1@23	22.75
n25_5MHz_15kHz_1852.5MHz_DFT-s-OFDM PI/2 BPSK_RB25@0	22.26
n25_5MHz_15kHz_1852.5MHz_DFT-s-OFDM QPSK_RB1@1	22.66
n25_5MHz_15kHz_1852.5MHz_DFT-s-OFDM QPSK_RB12@6	22.83

n25_5MHz_15kHz_1852.5MHz_DFT-s-OFDM QPSK_RB1@23	22.77
n25_5MHz_15kHz_1852.5MHz_DFT-s-OFDM QPSK_RB25@0	21.81
n25_5MHz_15kHz_1852.5MHz_DFT-s-OFDM 16 QAM_RB25@0	20.78
n25_5MHz_15kHz_1852.5MHz_DFT-s-OFDM 64 QAM_RB25@0	20.25
n25_5MHz_15kHz_1852.5MHz_DFT-s-OFDM 256 QAM_RB25@0	18.35
n25_5MHz_15kHz_1852.5MHz_CP-OFDM QPSK_RB1@1	21.21
n25_5MHz_15kHz_1852.5MHz_CP-OFDM QPSK_RB13@6	21.29
n25_5MHz_15kHz_1852.5MHz_CP-OFDM QPSK_RB1@23	21.37
n25_5MHz_15kHz_1852.5MHz_CP-OFDM QPSK_RB25@0	19.88
n25_5MHz_15kHz_1852.5MHz_CP-OFDM 16 QAM_RB25@0	19.99
n25_5MHz_15kHz_1852.5MHz_CP-OFDM 64 QAM_RB25@0	19.29
n25_5MHz_15kHz_1852.5MHz_CP-OFDM 256 QAM_RB25@0	16.35
n25_5MHz_15kHz_1882.5MHz_DFT-s-OFDM PI/2 BPSK_RB1@1	22.55
n25_5MHz_15kHz_1882.5MHz_DFT-s-OFDM PI/2 BPSK_RB12@6	22.61
n25_5MHz_15kHz_1882.5MHz_DFT-s-OFDM PI/2 BPSK_RB1@23	22.61
n25_5MHz_15kHz_1882.5MHz_DFT-s-OFDM PI/2 BPSK_RB25@0	22.05
n25_5MHz_15kHz_1882.5MHz_DFT-s-OFDM QPSK_RB1@1	22.51
n25_5MHz_15kHz_1882.5MHz_DFT-s-OFDM QPSK_RB12@6	22.63
n25_5MHz_15kHz_1882.5MHz_DFT-s-OFDM QPSK_RB1@23	22.45
n25_5MHz_15kHz_1882.5MHz_DFT-s-OFDM QPSK_RB25@0	21.6

n25_5MHz_15kHz_1882.5MHz_DFT-s-OFDM 16 QAM_RB25@0	20.61
n25_5MHz_15kHz_1882.5MHz_DFT-s-OFDM 64 QAM_RB25@0	20.06
n25_5MHz_15kHz_1882.5MHz_DFT-s-OFDM 256 QAM_RB25@0	18.23
n25_5MHz_15kHz_1882.5MHz_CP-OFDM QPSK_RB1@1	21.18
n25_5MHz_15kHz_1882.5MHz_CP-OFDM QPSK_RB13@6	21.03
n25_5MHz_15kHz_1882.5MHz_CP-OFDM QPSK_RB1@23	21.03
n25_5MHz_15kHz_1882.5MHz_CP-OFDM QPSK_RB25@0	19.69
n25_5MHz_15kHz_1882.5MHz_CP-OFDM 16 QAM_RB25@0	19.8
n25_5MHz_15kHz_1882.5MHz_CP-OFDM 64 QAM_RB25@0	19.24
n25_5MHz_15kHz_1882.5MHz_CP-OFDM 256 QAM_RB25@0	16.16
n25_5MHz_15kHz_1912.5MHz_DFT-s-OFDM PI/2 BPSK_RB1@1	22.31
n25_5MHz_15kHz_1912.5MHz_DFT-s-OFDM PI/2 BPSK_RB12@6	22.33
n25_5MHz_15kHz_1912.5MHz_DFT-s-OFDM PI/2 BPSK_RB1@23	22.4
n25_5MHz_15kHz_1912.5MHz_DFT-s-OFDM PI/2 BPSK_RB25@0	21.82
n25_5MHz_15kHz_1912.5MHz_DFT-s-OFDM QPSK_RB1@1	22.32
n25_5MHz_15kHz_1912.5MHz_DFT-s-OFDM QPSK_RB12@6	22.43
n25_5MHz_15kHz_1912.5MHz_DFT-s-OFDM QPSK_RB1@23	22.3
n25_5MHz_15kHz_1912.5MHz_DFT-s-OFDM QPSK_RB25@0	21.35
n25_5MHz_15kHz_1912.5MHz_DFT-s-OFDM 16 QAM_RB25@0	20.34
n25_5MHz_15kHz_1912.5MHz_DFT-s-OFDM 64 QAM_RB25@0	19.77

n25_5MHz_15kHz_1912.5MHz_DFT-s-OFDM 256 QAM_RB25@0	17.94
n25_5MHz_15kHz_1912.5MHz_CP-OFDM QPSK_RB1@1	20.71
n25_5MHz_15kHz_1912.5MHz_CP-OFDM QPSK_RB13@6	20.83
n25_5MHz_15kHz_1912.5MHz_CP-OFDM QPSK_RB1@23	20.69
n25_5MHz_15kHz_1912.5MHz_CP-OFDM QPSK_RB25@0	19.44
n25_5MHz_15kHz_1912.5MHz_CP-OFDM 16 QAM_RB25@0	19.56
n25_5MHz_15kHz_1912.5MHz_CP-OFDM 64 QAM_RB25@0	18.87
n25_5MHz_15kHz_1912.5MHz_CP-OFDM 256 QAM_RB25@0	15.85
n25_10MHz_15kHz_1855MHz_DFT-s-OFDM PI/2 BPSK_RB1@1	22.51
n25_10MHz_15kHz_1855MHz_DFT-s-OFDM PI/2 BPSK_RB25@12	22.55
n25_10MHz_15kHz_1855MHz_DFT-s-OFDM PI/2 BPSK_RB1@50	22.49
n25_10MHz_15kHz_1855MHz_DFT-s-OFDM PI/2 BPSK_RB50@0	22.01
n25_10MHz_15kHz_1855MHz_DFT-s-OFDM QPSK_RB1@1	22.45
n25_10MHz_15kHz_1855MHz_DFT-s-OFDM QPSK_RB25@12	22.56
n25_10MHz_15kHz_1855MHz_DFT-s-OFDM QPSK_RB1@50	22.46
n25_10MHz_15kHz_1855MHz_DFT-s-OFDM QPSK_RB50@0	21.58
n25_10MHz_15kHz_1855MHz_DFT-s-OFDM 16 QAM_RB50@0	20.51
n25_10MHz_15kHz_1855MHz_DFT-s-OFDM 64 QAM_RB50@0	19.94
n25_10MHz_15kHz_1855MHz_DFT-s-OFDM 256 QAM_RB50@0	18.19
n25_10MHz_15kHz_1855MHz_CP-OFDM QPSK_RB1@1	20.95



n25_10MHz_15kHz_1855MHz_CP-OFDM QPSK_RB26@13	21.05
n25_10MHz_15kHz_1855MHz_CP-OFDM QPSK_RB1@50	20.96
n25_10MHz_15kHz_1855MHz_CP-OFDM QPSK_RB52@0	19.68
n25_10MHz_15kHz_1855MHz_CP-OFDM 16 QAM_RB52@0	19.71
n25_10MHz_15kHz_1855MHz_CP-OFDM 64 QAM_RB52@0	19.19
n25_10MHz_15kHz_1855MHz_CP-OFDM 256 QAM_RB52@0	16.2
n25_10MHz_15kHz_1882.5MHz_DFT-s-OFDM PI/2 BPSK_RB1@1	22.41
n25_10MHz_15kHz_1882.5MHz_DFT-s-OFDM PI/2 BPSK_RB25@12	22.37
n25_10MHz_15kHz_1882.5MHz_DFT-s-OFDM PI/2 BPSK_RB1@50	22.26
n25_10MHz_15kHz_1882.5MHz_DFT-s-OFDM PI/2 BPSK_RB50@0	21.79
n25_10MHz_15kHz_1882.5MHz_DFT-s-OFDM QPSK_RB1@1	22.32
n25_10MHz_15kHz_1882.5MHz_DFT-s-OFDM QPSK_RB25@12	22.46
n25_10MHz_15kHz_1882.5MHz_DFT-s-OFDM QPSK_RB1@50	22.26
n25_10MHz_15kHz_1882.5MHz_DFT-s-OFDM QPSK_RB50@0	21.3
n25_10MHz_15kHz_1882.5MHz_DFT-s-OFDM 16 QAM_RB50@0	20.37
n25_10MHz_15kHz_1882.5MHz_DFT-s-OFDM 64 QAM_RB50@0	19.82
n25_10MHz_15kHz_1882.5MHz_DFT-s-OFDM 256 QAM_RB50@0	17.98
n25_10MHz_15kHz_1882.5MHz_CP-OFDM QPSK_RB1@1	20.79
n25_10MHz_15kHz_1882.5MHz_CP-OFDM QPSK_RB26@13	20.9
n25_10MHz_15kHz_1882.5MHz_CP-OFDM QPSK_RB1@50	20.83

n25_10MHz_15kHz_1882.5MHz_CP-OFDM QPSK_RB52@0	19.48
n25_10MHz_15kHz_1882.5MHz_CP-OFDM 16 QAM_RB52@0	19.46
n25_10MHz_15kHz_1882.5MHz_CP-OFDM 64 QAM_RB52@0	18.98
n25_10MHz_15kHz_1882.5MHz_CP-OFDM 256 QAM_RB52@0	15.88
n25_10MHz_15kHz_1910MHz_DFT-s-OFDM PI/2 BPSK_RB1@1	22.15
n25_10MHz_15kHz_1910MHz_DFT-s-OFDM PI/2 BPSK_RB25@12	22.17
n25_10MHz_15kHz_1910MHz_DFT-s-OFDM PI/2 BPSK_RB1@50	22.2
n25_10MHz_15kHz_1910MHz_DFT-s-OFDM PI/2 BPSK_RB50@0	21.68
n25_10MHz_15kHz_1910MHz_DFT-s-OFDM QPSK_RB1@1	22.03
n25_10MHz_15kHz_1910MHz_DFT-s-OFDM QPSK_RB25@12	22.21
n25_10MHz_15kHz_1910MHz_DFT-s-OFDM QPSK_RB1@50	22.09
n25_10MHz_15kHz_1910MHz_DFT-s-OFDM QPSK_RB50@0	21.19
n25_10MHz_15kHz_1910MHz_DFT-s-OFDM 16 QAM_RB50@0	20.26
n25_10MHz_15kHz_1910MHz_DFT-s-OFDM 64 QAM_RB50@0	19.59
n25_10MHz_15kHz_1910MHz_DFT-s-OFDM 256 QAM_RB50@0	17.82
n25_10MHz_15kHz_1910MHz_CP-OFDM QPSK_RB1@1	20.59
n25_10MHz_15kHz_1910MHz_CP-OFDM QPSK_RB26@13	20.67
n25_10MHz_15kHz_1910MHz_CP-OFDM QPSK_RB1@50	20.61
n25_10MHz_15kHz_1910MHz_CP-OFDM QPSK_RB52@0	19.38
n25_10MHz_15kHz_1910MHz_CP-OFDM 16 QAM_RB52@0	19.35

n25_10MHz_15kHz_1910MHz_CP-OFDM 64 QAM_RB52@0	18.86
n25_10MHz_15kHz_1910MHz_CP-OFDM 256 QAM_RB52@0	15.85
n25_15MHz_15kHz_1857.5MHz_DFT-s-OFDM PI/2 BPSK_RB1@1	22.51
n25_15MHz_15kHz_1857.5MHz_DFT-s-OFDM PI/2 BPSK_RB36@18	22.72
n25_15MHz_15kHz_1857.5MHz_DFT-s-OFDM PI/2 BPSK_RB1@77	22.56
n25_15MHz_15kHz_1857.5MHz_DFT-s-OFDM PI/2 BPSK_RB75@0	22.24
n25_15MHz_15kHz_1857.5MHz_DFT-s-OFDM QPSK_RB1@1	22.58
n25_15MHz_15kHz_1857.5MHz_DFT-s-OFDM QPSK_RB36@18	22.74
n25_15MHz_15kHz_1857.5MHz_DFT-s-OFDM QPSK_RB1@77	22.49
n25_15MHz_15kHz_1857.5MHz_DFT-s-OFDM QPSK_RB75@0	21.75
n25_15MHz_15kHz_1857.5MHz_DFT-s-OFDM 16 QAM_RB75@0	20.67
n25_15MHz_15kHz_1857.5MHz_DFT-s-OFDM 64 QAM_RB75@0	20.24
n25_15MHz_15kHz_1857.5MHz_DFT-s-OFDM 256 QAM_RB75@0	18.31
n25_15MHz_15kHz_1857.5MHz_CP-OFDM QPSK_RB1@1	21.06
n25_15MHz_15kHz_1857.5MHz_CP-OFDM QPSK_RB39@19	21.2
n25_15MHz_15kHz_1857.5MHz_CP-OFDM QPSK_RB1@77	21.23
n25_15MHz_15kHz_1857.5MHz_CP-OFDM QPSK_RB79@0	19.94
n25_15MHz_15kHz_1857.5MHz_CP-OFDM 16 QAM_RB79@0	19.9
n25_15MHz_15kHz_1857.5MHz_CP-OFDM 64 QAM_RB79@0	19.37
n25_15MHz_15kHz_1857.5MHz_CP-OFDM 256 QAM_RB79@0	16.4

n25_15MHz_15kHz_1882.5MHz_DFT-s-OFDM PI/2 BPSK_RB1@1	22.48
n25_15MHz_15kHz_1882.5MHz_DFT-s-OFDM PI/2 BPSK_RB36@18	22.58
n25_15MHz_15kHz_1882.5MHz_DFT-s-OFDM PI/2 BPSK_RB1@77	22.34
n25_15MHz_15kHz_1882.5MHz_DFT-s-OFDM PI/2 BPSK_RB75@0	22.09
n25_15MHz_15kHz_1882.5MHz_DFT-s-OFDM QPSK_RB1@1	22.37
n25_15MHz_15kHz_1882.5MHz_DFT-s-OFDM QPSK_RB36@18	22.48
n25_15MHz_15kHz_1882.5MHz_DFT-s-OFDM QPSK_RB1@77	22.28
n25_15MHz_15kHz_1882.5MHz_DFT-s-OFDM QPSK_RB75@0	21.6
n25_15MHz_15kHz_1882.5MHz_DFT-s-OFDM 16 QAM_RB75@0	20.59
n25_15MHz_15kHz_1882.5MHz_DFT-s-OFDM 64 QAM_RB75@0	20.1
n25_15MHz_15kHz_1882.5MHz_DFT-s-OFDM 256 QAM_RB75@0	18.17
n25_15MHz_15kHz_1882.5MHz_CP-OFDM QPSK_RB1@1	21.11
n25_15MHz_15kHz_1882.5MHz_CP-OFDM QPSK_RB39@19	21.05
n25_15MHz_15kHz_1882.5MHz_CP-OFDM QPSK_RB1@77	20.85
n25_15MHz_15kHz_1882.5MHz_CP-OFDM QPSK_RB79@0	19.67
n25_15MHz_15kHz_1882.5MHz_CP-OFDM 16 QAM_RB79@0	19.76
n25_15MHz_15kHz_1882.5MHz_CP-OFDM 64 QAM_RB79@0	19.19
n25_15MHz_15kHz_1882.5MHz_CP-OFDM 256 QAM_RB79@0	16.06
n25_15MHz_15kHz_1907.5MHz_DFT-s-OFDM PI/2 BPSK_RB1@1	22.28
n25_15MHz_15kHz_1907.5MHz_DFT-s-OFDM PI/2 BPSK_RB36@18	22.29

n25_15MHz_15kHz_1907.5MHz_DFT-s-OFDM PI/2 BPSK_RB1@77	22.27
n25_15MHz_15kHz_1907.5MHz_DFT-s-OFDM PI/2 BPSK_RB75@0	21.89
n25_15MHz_15kHz_1907.5MHz_DFT-s-OFDM QPSK_RB1@1	22.21
n25_15MHz_15kHz_1907.5MHz_DFT-s-OFDM QPSK_RB36@18	22.33
n25_15MHz_15kHz_1907.5MHz_DFT-s-OFDM QPSK_RB1@77	22.2
n25_15MHz_15kHz_1907.5MHz_DFT-s-OFDM QPSK_RB75@0	21.44
n25_15MHz_15kHz_1907.5MHz_DFT-s-OFDM 16 QAM_RB75@0	20.44
n25_15MHz_15kHz_1907.5MHz_DFT-s-OFDM 64 QAM_RB75@0	19.91
n25_15MHz_15kHz_1907.5MHz_DFT-s-OFDM 256 QAM_RB75@0	18.04
n25_15MHz_15kHz_1907.5MHz_CP-OFDM QPSK_RB1@1	20.82
n25_15MHz_15kHz_1907.5MHz_CP-OFDM QPSK_RB39@19	20.85
n25_15MHz_15kHz_1907.5MHz_CP-OFDM QPSK_RB1@77	20.84
n25_15MHz_15kHz_1907.5MHz_CP-OFDM QPSK_RB79@0	19.56
n25_15MHz_15kHz_1907.5MHz_CP-OFDM 16 QAM_RB79@0	19.57
n25_15MHz_15kHz_1907.5MHz_CP-OFDM 64 QAM_RB79@0	19.04
n25_15MHz_15kHz_1907.5MHz_CP-OFDM 256 QAM_RB79@0	16.05
n25_20MHz_15kHz_1860MHz_DFT-s-OFDM PI/2 BPSK_RB1@1	22.58
n25_20MHz_15kHz_1860MHz_DFT-s-OFDM PI/2 BPSK_RB50@25	22.75
n25_20MHz_15kHz_1860MHz_DFT-s-OFDM PI/2 BPSK_RB1@104	22.53
n25_20MHz_15kHz_1860MHz_DFT-s-OFDM PI/2 BPSK_RB100@0	22.14

n25_20MHz_15kHz_1860MHz_DFT-s-OFDM QPSK_RB1@1	22.51
n25_20MHz_15kHz_1860MHz_DFT-s-OFDM QPSK_RB50@25	22.69
n25_20MHz_15kHz_1860MHz_DFT-s-OFDM QPSK_RB1@104	22.48
n25_20MHz_15kHz_1860MHz_DFT-s-OFDM QPSK_RB100@0	21.64
n25_20MHz_15kHz_1860MHz_DFT-s-OFDM 16 QAM_RB100@0	20.62
n25_20MHz_15kHz_1860MHz_DFT-s-OFDM 64 QAM_RB100@0	20.14
n25_20MHz_15kHz_1860MHz_DFT-s-OFDM 256 QAM_RB100@0	18.26
n25_20MHz_15kHz_1860MHz_CP-OFDM QPSK_RB1@1	21.23
n25_20MHz_15kHz_1860MHz_CP-OFDM QPSK_RB53@26	21.16
n25_20MHz_15kHz_1860MHz_CP-OFDM QPSK_RB1@104	21.03
n25_20MHz_15kHz_1860MHz_CP-OFDM QPSK_RB106@0	19.75
n25_20MHz_15kHz_1860MHz_CP-OFDM 16 QAM_RB106@0	19.77
n25_20MHz_15kHz_1860MHz_CP-OFDM 64 QAM_RB106@0	19.22
n25_20MHz_15kHz_1860MHz_CP-OFDM 256 QAM_RB106@0	16.17
n25_20MHz_15kHz_1882.5MHz_DFT-s-OFDM PI/2 BPSK_RB1@1	22.49
n25_20MHz_15kHz_1882.5MHz_DFT-s-OFDM PI/2 BPSK_RB50@25	22.53
n25_20MHz_15kHz_1882.5MHz_DFT-s-OFDM PI/2 BPSK_RB1@104	22.31
n25_20MHz_15kHz_1882.5MHz_DFT-s-OFDM PI/2 BPSK_RB100@0	22.1
n25_20MHz_15kHz_1882.5MHz_DFT-s-OFDM QPSK_RB1@1	22.42
n25_20MHz_15kHz_1882.5MHz_DFT-s-OFDM QPSK_RB50@25	22.57

n25_20MHz_15kHz_1882.5MHz_DFT-s-OFDM QPSK_RB1@104	22.21
n25_20MHz_15kHz_1882.5MHz_DFT-s-OFDM QPSK_RB100@0	21.64
n25_20MHz_15kHz_1882.5MHz_DFT-s-OFDM 16 QAM_RB100@0	20.66
n25_20MHz_15kHz_1882.5MHz_DFT-s-OFDM 64 QAM_RB100@0	20.07
n25_20MHz_15kHz_1882.5MHz_DFT-s-OFDM 256 QAM_RB100@0	18.2
n25_20MHz_15kHz_1882.5MHz_CP-OFDM QPSK_RB1@1	21.16
n25_20MHz_15kHz_1882.5MHz_CP-OFDM QPSK_RB53@26	21.03
n25_20MHz_15kHz_1882.5MHz_CP-OFDM QPSK_RB1@104	20.68
n25_20MHz_15kHz_1882.5MHz_CP-OFDM QPSK_RB106@0	19.8
n25_20MHz_15kHz_1882.5MHz_CP-OFDM 16 QAM_RB106@0	19.72
n25_20MHz_15kHz_1882.5MHz_CP-OFDM 64 QAM_RB106@0	19.27
n25_20MHz_15kHz_1882.5MHz_CP-OFDM 256 QAM_RB106@0	16.2
n25_20MHz_15kHz_1905MHz_DFT-s-OFDM PI/2 BPSK_RB1@1	22.17
n25_20MHz_15kHz_1905MHz_DFT-s-OFDM PI/2 BPSK_RB50@25	22.38
n25_20MHz_15kHz_1905MHz_DFT-s-OFDM PI/2 BPSK_RB1@104	22.24
n25_20MHz_15kHz_1905MHz_DFT-s-OFDM PI/2 BPSK_RB100@0	22.06
n25_20MHz_15kHz_1905MHz_DFT-s-OFDM QPSK_RB1@1	22.21
n25_20MHz_15kHz_1905MHz_DFT-s-OFDM QPSK_RB50@25	22.46
n25_20MHz_15kHz_1905MHz_DFT-s-OFDM QPSK_RB1@104	22.25
n25_20MHz_15kHz_1905MHz_DFT-s-OFDM QPSK_RB100@0	21.56

n25_20MHz_15kHz_1905MHz_DFT-s-OFDM 16 QAM_RB100@0	20.6
n25_20MHz_15kHz_1905MHz_DFT-s-OFDM 64 QAM_RB100@0	20.02
n25_20MHz_15kHz_1905MHz_DFT-s-OFDM 256 QAM_RB100@0	18.17
n25_20MHz_15kHz_1905MHz_CP-OFDM QPSK_RB1@1	20.79
n25_20MHz_15kHz_1905MHz_CP-OFDM QPSK_RB53@26	20.9
n25_20MHz_15kHz_1905MHz_CP-OFDM QPSK_RB1@104	20.76
n25_20MHz_15kHz_1905MHz_CP-OFDM QPSK_RB106@0	19.65
n25_20MHz_15kHz_1905MHz_CP-OFDM 16 QAM_RB106@0	19.74
n25_20MHz_15kHz_1905MHz_CP-OFDM 64 QAM_RB106@0	19.24
n25_20MHz_15kHz_1905MHz_CP-OFDM 256 QAM_RB106@0	16.11
n41_10MHz_30kHz_2501.01MHz_DFT-s-OFDM PI/2 BPSK_RB1@1	21.43
n41_10MHz_30kHz_2501.01MHz_DFT-s-OFDM PI/2 BPSK_RB12@6	21.51
n41_10MHz_30kHz_2501.01MHz_DFT-s-OFDM PI/2 BPSK_RB1@22	21.39
n41_10MHz_30kHz_2501.01MHz_DFT-s-OFDM PI/2 BPSK_RB24@0	20.95
n41_10MHz_30kHz_2501.01MHz_DFT-s-OFDM QPSK_RB1@1	21.38
n41_10MHz_30kHz_2501.01MHz_DFT-s-OFDM QPSK_RB12@6	21.55
n41_10MHz_30kHz_2501.01MHz_DFT-s-OFDM QPSK_RB1@22	21.32
n41_10MHz_30kHz_2501.01MHz_DFT-s-OFDM QPSK_RB24@0	20.49
n41_10MHz_30kHz_2501.01MHz_DFT-s-OFDM 16 QAM_RB24@0	19.63
n41_10MHz_30kHz_2501.01MHz_DFT-s-OFDM 64 QAM_RB24@0	19.15



n41_10MHz_30kHz_2501.01MHz_DFT-s-OFDM 256 QAM_RB24@0	17.05
n41_10MHz_30kHz_2501.01MHz_CP-OFDM QPSK_RB1@1	19.95
n41_10MHz_30kHz_2501.01MHz_CP-OFDM QPSK_RB12@6	20.19
n41_10MHz_30kHz_2501.01MHz_CP-OFDM QPSK_RB1@22	20.09
n41_10MHz_30kHz_2501.01MHz_CP-OFDM QPSK_RB24@0	18.7
n41_10MHz_30kHz_2501.01MHz_CP-OFDM 16 QAM_RB24@0	18.66
n41_10MHz_30kHz_2501.01MHz_CP-OFDM 64 QAM_RB24@0	18.06
n41_10MHz_30kHz_2501.01MHz_CP-OFDM 256 QAM_RB24@0	15.04
n41_10MHz_30kHz_2592.99MHz_DFT-s-OFDM PI/2 BPSK_RB1@1	21.65
n41_10MHz_30kHz_2592.99MHz_DFT-s-OFDM PI/2 BPSK_RB12@6	21.58
n41_10MHz_30kHz_2592.99MHz_DFT-s-OFDM PI/2 BPSK_RB1@22	21.66
n41_10MHz_30kHz_2592.99MHz_DFT-s-OFDM PI/2 BPSK_RB24@0	21.06
n41_10MHz_30kHz_2592.99MHz_DFT-s-OFDM QPSK_RB1@1	21.5
n41_10MHz_30kHz_2592.99MHz_DFT-s-OFDM QPSK_RB12@6	21.66
n41_10MHz_30kHz_2592.99MHz_DFT-s-OFDM QPSK_RB1@22	21.55
n41_10MHz_30kHz_2592.99MHz_DFT-s-OFDM QPSK_RB24@0	20.61
n41_10MHz_30kHz_2592.99MHz_DFT-s-OFDM 16 QAM_RB24@0	19.74
n41_10MHz_30kHz_2592.99MHz_DFT-s-OFDM 64 QAM_RB24@0	19.39
n41_10MHz_30kHz_2592.99MHz_DFT-s-OFDM 256 QAM_RB24@0	17.26
n41_10MHz_30kHz_2592.99MHz_CP-OFDM QPSK_RB1@1	20.21

n41_10MHz_30kHz_2592.99MHz_CP-OFDM QPSK_RB12@6	20.26
n41_10MHz_30kHz_2592.99MHz_CP-OFDM QPSK_RB1@22	20.46
n41_10MHz_30kHz_2592.99MHz_CP-OFDM QPSK_RB24@0	18.78
n41_10MHz_30kHz_2592.99MHz_CP-OFDM 16 QAM_RB24@0	18.82
n41_10MHz_30kHz_2592.99MHz_CP-OFDM 64 QAM_RB24@0	18.35
n41_10MHz_30kHz_2592.99MHz_CP-OFDM 256 QAM_RB24@0	15.27
n41_10MHz_30kHz_2685MHz_DFT-s-OFDM PI/2 BPSK_RB1@1	21.54
n41_10MHz_30kHz_2685MHz_DFT-s-OFDM PI/2 BPSK_RB12@6	21.55
n41_10MHz_30kHz_2685MHz_DFT-s-OFDM PI/2 BPSK_RB1@22	21.55
n41_10MHz_30kHz_2685MHz_DFT-s-OFDM PI/2 BPSK_RB24@0	21.1
n41_10MHz_30kHz_2685MHz_DFT-s-OFDM QPSK_RB1@1	21.39
n41_10MHz_30kHz_2685MHz_DFT-s-OFDM QPSK_RB12@6	21.63
n41_10MHz_30kHz_2685MHz_DFT-s-OFDM QPSK_RB1@22	21.57
n41_10MHz_30kHz_2685MHz_DFT-s-OFDM QPSK_RB24@0	20.62
n41_10MHz_30kHz_2685MHz_DFT-s-OFDM 16 QAM_RB24@0	19.63
n41_10MHz_30kHz_2685MHz_DFT-s-OFDM 64 QAM_RB24@0	19.19
n41_10MHz_30kHz_2685MHz_DFT-s-OFDM 256 QAM_RB24@0	17.26
n41_10MHz_30kHz_2685MHz_CP-OFDM QPSK_RB1@1	20.12
n41_10MHz_30kHz_2685MHz_CP-OFDM QPSK_RB12@6	20.06
n41_10MHz_30kHz_2685MHz_CP-OFDM QPSK_RB1@22	20.12

n41_10MHz_30kHz_2685MHz_CP-OFDM QPSK_RB24@0	18.74
n41_10MHz_30kHz_2685MHz_CP-OFDM 16 QAM_RB24@0	18.84
n41_10MHz_30kHz_2685MHz_CP-OFDM 64 QAM_RB24@0	18.27
n41_10MHz_30kHz_2685MHz_CP-OFDM 256 QAM_RB24@0	15.17
n41_15MHz_30kHz_2503.5MHz_DFT-s-OFDM PI/2 BPSK_RB1@1	21.22
n41_15MHz_30kHz_2503.5MHz_DFT-s-OFDM PI/2 BPSK_RB1@36	21.29
n41_15MHz_30kHz_2503.5MHz_DFT-s-OFDM PI/2 BPSK_RB36@0	20.88
n41_15MHz_30kHz_2503.5MHz_DFT-s-OFDM QPSK_RB1@1	21.24
n41_15MHz_30kHz_2503.5MHz_DFT-s-OFDM QPSK_RB18@9	21.44
n41_15MHz_30kHz_2503.5MHz_DFT-s-OFDM QPSK_RB1@36	21.2
n41_15MHz_30kHz_2503.5MHz_DFT-s-OFDM QPSK_RB36@0	20.4
n41_15MHz_30kHz_2503.5MHz_DFT-s-OFDM 16 QAM_RB36@0	19.58
n41_15MHz_30kHz_2503.5MHz_DFT-s-OFDM 64 QAM_RB36@0	19.14
n41_15MHz_30kHz_2503.5MHz_DFT-s-OFDM 256 QAM_RB36@0	16.95
n41_15MHz_30kHz_2503.5MHz_CP-OFDM QPSK_RB1@1	20.07
n41_15MHz_30kHz_2503.5MHz_CP-OFDM QPSK_RB19@9	20.1
n41_15MHz_30kHz_2503.5MHz_CP-OFDM QPSK_RB1@36	19.82
n41_15MHz_30kHz_2503.5MHz_CP-OFDM QPSK_RB38@0	18.53
n41_15MHz_30kHz_2503.5MHz_CP-OFDM 16 QAM_RB38@0	18.56
n41_15MHz_30kHz_2503.5MHz_CP-OFDM 64 QAM_RB38@0	18.03

n41_15MHz_30kHz_2503.5MHz_CP-OFDM 256 QAM_RB38@0	14.95
n41_15MHz_30kHz_2592.99MHz_DFT-s-OFDM PI/2 BPSK_RB1@1	21.53
n41_15MHz_30kHz_2592.99MHz_DFT-s-OFDM PI/2 BPSK_RB18@9	21.56
n41_15MHz_30kHz_2592.99MHz_DFT-s-OFDM PI/2 BPSK_RB1@36	21.61
n41_15MHz_30kHz_2592.99MHz_DFT-s-OFDM PI/2 BPSK_RB36@0	21.1
n41_15MHz_30kHz_2592.99MHz_DFT-s-OFDM QPSK_RB1@1	21.46
n41_15MHz_30kHz_2592.99MHz_DFT-s-OFDM QPSK_RB18@9	21.61
n41_15MHz_30kHz_2592.99MHz_DFT-s-OFDM QPSK_RB1@36	21.55
n41_15MHz_30kHz_2592.99MHz_DFT-s-OFDM QPSK_RB36@0	20.63
n41_15MHz_30kHz_2592.99MHz_DFT-s-OFDM 16 QAM_RB36@0	19.81
n41_15MHz_30kHz_2592.99MHz_DFT-s-OFDM 64 QAM_RB36@0	19.35
n41_15MHz_30kHz_2592.99MHz_DFT-s-OFDM 256 QAM_RB36@0	17.18
n41_15MHz_30kHz_2592.99MHz_CP-OFDM QPSK_RB1@1	20.32
n41_15MHz_30kHz_2592.99MHz_CP-OFDM QPSK_RB19@9	20.3
n41_15MHz_30kHz_2592.99MHz_CP-OFDM QPSK_RB1@36	20.23
n41_15MHz_30kHz_2592.99MHz_CP-OFDM QPSK_RB38@0	18.75
n41_15MHz_30kHz_2592.99MHz_CP-OFDM 16 QAM_RB38@0	18.73
n41_15MHz_30kHz_2592.99MHz_CP-OFDM 64 QAM_RB38@0	18.29
n41_15MHz_30kHz_2592.99MHz_CP-OFDM 256 QAM_RB38@0	15.19
n41_15MHz_30kHz_2682.48MHz_DFT-s-OFDM PI/2 BPSK_RB1@1	21.46

n41_15MHz_30kHz_2682.48MHz_DFT-s-OFDM PI/2 BPSK_RB18@9	21.59
n41_15MHz_30kHz_2682.48MHz_DFT-s-OFDM PI/2 BPSK_RB1@36	21.54
n41_15MHz_30kHz_2682.48MHz_DFT-s-OFDM PI/2 BPSK_RB36@0	21.03
n41_15MHz_30kHz_2682.48MHz_DFT-s-OFDM QPSK_RB1@1	21.38
n41_15MHz_30kHz_2682.48MHz_DFT-s-OFDM QPSK_RB18@9	21.55
n41_15MHz_30kHz_2682.48MHz_DFT-s-OFDM QPSK_RB1@36	21.44
n41_15MHz_30kHz_2682.48MHz_DFT-s-OFDM QPSK_RB36@0	20.6
n41_15MHz_30kHz_2682.48MHz_DFT-s-OFDM 16 QAM_RB36@0	19.52
n41_15MHz_30kHz_2682.48MHz_DFT-s-OFDM 64 QAM_RB36@0	19.29
n41_15MHz_30kHz_2682.48MHz_DFT-s-OFDM 256 QAM_RB36@0	17.22
n41_15MHz_30kHz_2682.48MHz_CP-OFDM QPSK_RB1@1	19.78
n41_15MHz_30kHz_2682.48MHz_CP-OFDM QPSK_RB19@9	20.05
n41_15MHz_30kHz_2682.48MHz_CP-OFDM QPSK_RB1@36	20.07
n41_15MHz_30kHz_2682.48MHz_CP-OFDM QPSK_RB38@0	18.7
n41_15MHz_30kHz_2682.48MHz_CP-OFDM 16 QAM_RB38@0	18.76
n41_15MHz_30kHz_2682.48MHz_CP-OFDM 64 QAM_RB38@0	18.25
n41_15MHz_30kHz_2682.48MHz_CP-OFDM 256 QAM_RB38@0	15.16
n41_20MHz_30kHz_2506.02MHz_DFT-s-OFDM PI/2 BPSK_RB1@1	21.26
n41_20MHz_30kHz_2506.02MHz_DFT-s-OFDM PI/2 BPSK_RB25@12	21.38
n41_20MHz_30kHz_2506.02MHz_DFT-s-OFDM PI/2 BPSK_RB1@49	21.23

n41_20MHz_30kHz_2506.02MHz_DFT-s-OFDM PI/2 BPSK_RB50@0	20.92
n41_20MHz_30kHz_2506.02MHz_DFT-s-OFDM QPSK_RB1@1	21.24
n41_20MHz_30kHz_2506.02MHz_DFT-s-OFDM QPSK_RB25@12	21.4
n41_20MHz_30kHz_2506.02MHz_DFT-s-OFDM QPSK_RB1@49	21.16
n41_20MHz_30kHz_2506.02MHz_DFT-s-OFDM QPSK_RB50@0	20.35
n41_20MHz_30kHz_2506.02MHz_DFT-s-OFDM 16 QAM_RB50@0	19.59
n41_20MHz_30kHz_2506.02MHz_DFT-s-OFDM 64 QAM_RB50@0	19.01
n41_20MHz_30kHz_2506.02MHz_DFT-s-OFDM 256 QAM_RB50@0	16.93
n41_20MHz_30kHz_2506.02MHz_CP-OFDM QPSK_RB1@1	20.04
n41_20MHz_30kHz_2506.02MHz_CP-OFDM QPSK_RB25@12	19.97
n41_20MHz_30kHz_2506.02MHz_CP-OFDM QPSK_RB1@49	19.8
n41_20MHz_30kHz_2506.02MHz_CP-OFDM QPSK_RB51@0	18.53
n41_20MHz_30kHz_2506.02MHz_CP-OFDM 16 QAM_RB51@0	18.48
n41_20MHz_30kHz_2506.02MHz_CP-OFDM 64 QAM_RB51@0	18.07
n41_20MHz_30kHz_2506.02MHz_CP-OFDM 256 QAM_RB51@0	14.98
n41_20MHz_30kHz_2592.99MHz_DFT-s-OFDM PI/2 BPSK_RB1@1	21.45
n41_20MHz_30kHz_2592.99MHz_DFT-s-OFDM PI/2 BPSK_RB25@12	21.62
n41_20MHz_30kHz_2592.99MHz_DFT-s-OFDM PI/2 BPSK_RB1@49	21.56
n41_20MHz_30kHz_2592.99MHz_DFT-s-OFDM PI/2 BPSK_RB50@0	21.12
n41_20MHz_30kHz_2592.99MHz_DFT-s-OFDM QPSK_RB1@1	21.51

n41_20MHz_30kHz_2592.99MHz_DFT-s-OFDM QPSK_RB25@12	21.62
n41_20MHz_30kHz_2592.99MHz_DFT-s-OFDM QPSK_RB1@49	21.58
n41_20MHz_30kHz_2592.99MHz_DFT-s-OFDM QPSK_RB50@0	20.55
n41_20MHz_30kHz_2592.99MHz_DFT-s-OFDM 16 QAM_RB50@0	19.77
n41_20MHz_30kHz_2592.99MHz_DFT-s-OFDM 64 QAM_RB50@0	19.19
n41_20MHz_30kHz_2592.99MHz_DFT-s-OFDM 256 QAM_RB50@0	17.24
n41_20MHz_30kHz_2592.99MHz_CP-OFDM QPSK_RB1@1	20.11
n41_20MHz_30kHz_2592.99MHz_CP-OFDM QPSK_RB25@12	20.29
n41_20MHz_30kHz_2592.99MHz_CP-OFDM QPSK_RB1@49	20.24
n41_20MHz_30kHz_2592.99MHz_CP-OFDM QPSK_RB51@0	18.81
n41_20MHz_30kHz_2592.99MHz_CP-OFDM 16 QAM_RB51@0	18.75
n41_20MHz_30kHz_2592.99MHz_CP-OFDM 64 QAM_RB51@0	18.27
n41_20MHz_30kHz_2592.99MHz_CP-OFDM 256 QAM_RB51@0	15.22
n41_20MHz_30kHz_2679.99MHz_DFT-s-OFDM PI/2 BPSK_RB1@1	21.38
n41_20MHz_30kHz_2679.99MHz_DFT-s-OFDM PI/2 BPSK_RB25@12	21.48
n41_20MHz_30kHz_2679.99MHz_DFT-s-OFDM PI/2 BPSK_RB1@49	21.42
n41_20MHz_30kHz_2679.99MHz_DFT-s-OFDM PI/2 BPSK_RB50@0	20.99
n41_20MHz_30kHz_2679.99MHz_DFT-s-OFDM QPSK_RB1@1	21.27
n41_20MHz_30kHz_2679.99MHz_DFT-s-OFDM QPSK_RB25@12	21.58
n41_20MHz_30kHz_2679.99MHz_DFT-s-OFDM QPSK_RB1@49	21.38

n41_20MHz_30kHz_2679.99MHz_DFT-s-OFDM QPSK_RB50@0	20.55
n41_20MHz_30kHz_2679.99MHz_DFT-s-OFDM 16 QAM_RB50@0	19.53
n41_20MHz_30kHz_2679.99MHz_DFT-s-OFDM 64 QAM_RB50@0	19.19
n41_20MHz_30kHz_2679.99MHz_DFT-s-OFDM 256 QAM_RB50@0	17.07
n41_20MHz_30kHz_2679.99MHz_CP-OFDM QPSK_RB1@1	19.95
n41_20MHz_30kHz_2679.99MHz_CP-OFDM QPSK_RB25@12	20.08
n41_20MHz_30kHz_2679.99MHz_CP-OFDM QPSK_RB1@49	19.81
n41_20MHz_30kHz_2679.99MHz_CP-OFDM QPSK_RB51@0	18.68
n41_20MHz_30kHz_2679.99MHz_CP-OFDM 16 QAM_RB51@0	18.63
n41_20MHz_30kHz_2679.99MHz_CP-OFDM 64 QAM_RB51@0	18.12
n41_20MHz_30kHz_2679.99MHz_CP-OFDM 256 QAM_RB51@0	15.07
n41_40MHz_30kHz_2516.01MHz_DFT-s-OFDM PI/2 BPSK_RB1@1	21.01
n41_40MHz_30kHz_2516.01MHz_DFT-s-OFDM PI/2 BPSK_RB50@25	21.43
n41_40MHz_30kHz_2516.01MHz_DFT-s-OFDM PI/2 BPSK_RB1@104	21.11
n41_40MHz_30kHz_2516.01MHz_DFT-s-OFDM PI/2 BPSK_RB100@0	20.77
n41_40MHz_30kHz_2516.01MHz_DFT-s-OFDM QPSK_RB1@1	20.96
n41_40MHz_30kHz_2516.01MHz_DFT-s-OFDM QPSK_RB50@25	21.43
n41_40MHz_30kHz_2516.01MHz_DFT-s-OFDM QPSK_RB1@104	21.1
n41_40MHz_30kHz_2516.01MHz_DFT-s-OFDM QPSK_RB100@0	20.28
n41_40MHz_30kHz_2516.01MHz_DFT-s-OFDM 16 QAM_RB100@0	19.41



n41_40MHz_30kHz_2516.01MHz_DFT-s-OFDM 64 QAM_RB100@0	18.91
n41_40MHz_30kHz_2516.01MHz_DFT-s-OFDM 256 QAM_RB100@0	16.94
n41_40MHz_30kHz_2516.01MHz_CP-OFDM QPSK_RB1@1	19.53
n41_40MHz_30kHz_2516.01MHz_CP-OFDM QPSK_RB53@26	20.05
n41_40MHz_30kHz_2516.01MHz_CP-OFDM QPSK_RB1@104	19.75
n41_40MHz_30kHz_2516.01MHz_CP-OFDM QPSK_RB106@0	18.39
n41_40MHz_30kHz_2516.01MHz_CP-OFDM 16 QAM_RB106@0	18.48
n41_40MHz_30kHz_2516.01MHz_CP-OFDM 64 QAM_RB106@0	17.94
n41_40MHz_30kHz_2516.01MHz_CP-OFDM 256 QAM_RB106@0	14.86
n41_40MHz_30kHz_2592.99MHz_DFT-s-OFDM PI/2 BPSK_RB1@1	21.35
n41_40MHz_30kHz_2592.99MHz_DFT-s-OFDM PI/2 BPSK_RB50@25	21.64
n41_40MHz_30kHz_2592.99MHz_DFT-s-OFDM PI/2 BPSK_RB1@104	21.41
n41_40MHz_30kHz_2592.99MHz_DFT-s-OFDM PI/2 BPSK_RB100@0	21.17
n41_40MHz_30kHz_2592.99MHz_DFT-s-OFDM QPSK_RB1@1	21.34
n41_40MHz_30kHz_2592.99MHz_DFT-s-OFDM QPSK_RB50@25	21.71
n41_40MHz_30kHz_2592.99MHz_DFT-s-OFDM QPSK_RB1@104	21.42
n41_40MHz_30kHz_2592.99MHz_DFT-s-OFDM QPSK_RB100@0	20.75
n41_40MHz_30kHz_2592.99MHz_DFT-s-OFDM 16 QAM_RB100@0	19.79
n41_40MHz_30kHz_2592.99MHz_DFT-s-OFDM 64 QAM_RB100@0	19.3
n41_40MHz_30kHz_2592.99MHz_DFT-s-OFDM 256 QAM_RB100@0	17.25

n41_40MHz_30kHz_2592.99MHz_CP-OFDM QPSK_RB1@1	19.92
n41_40MHz_30kHz_2592.99MHz_CP-OFDM QPSK_RB53@26	20.28
n41_40MHz_30kHz_2592.99MHz_CP-OFDM QPSK_RB1@104	20.13
n41_40MHz_30kHz_2592.99MHz_CP-OFDM QPSK_RB106@0	18.87
n41_40MHz_30kHz_2592.99MHz_CP-OFDM 16 QAM_RB106@0	18.8
n41_40MHz_30kHz_2592.99MHz_CP-OFDM 64 QAM_RB106@0	18.32
n41_40MHz_30kHz_2592.99MHz_CP-OFDM 256 QAM_RB106@0	15.23
n41_40MHz_30kHz_2670MHz_DFT-s-OFDM PI/2 BPSK_RB1@1	21.16
n41_40MHz_30kHz_2670MHz_DFT-s-OFDM PI/2 BPSK_RB50@25	21.52
n41_40MHz_30kHz_2670MHz_DFT-s-OFDM PI/2 BPSK_RB1@104	21.12
n41_40MHz_30kHz_2670MHz_DFT-s-OFDM PI/2 BPSK_RB100@0	20.92
n41_40MHz_30kHz_2670MHz_DFT-s-OFDM QPSK_RB1@1	21.09
n41_40MHz_30kHz_2670MHz_DFT-s-OFDM QPSK_RB50@25	21.5
n41_40MHz_30kHz_2670MHz_DFT-s-OFDM QPSK_RB1@104	21.1
n41_40MHz_30kHz_2670MHz_DFT-s-OFDM QPSK_RB100@0	20.4
n41_40MHz_30kHz_2670MHz_DFT-s-OFDM 16 QAM_RB100@0	19.57
n41_40MHz_30kHz_2670MHz_DFT-s-OFDM 64 QAM_RB100@0	18.97
n41_40MHz_30kHz_2670MHz_DFT-s-OFDM 256 QAM_RB100@0	17.03
n41_40MHz_30kHz_2670MHz_CP-OFDM QPSK_RB1@1	19.6
n41_40MHz_30kHz_2670MHz_CP-OFDM QPSK_RB53@26	20

n41_40MHz_30kHz_2670MHz_CP-OFDM QPSK_RB1@104	19.76
n41_40MHz_30kHz_2670MHz_CP-OFDM QPSK_RB106@0	18.54
n41_40MHz_30kHz_2670MHz_CP-OFDM 16 QAM_RB106@0	18.57
n41_40MHz_30kHz_2670MHz_CP-OFDM 64 QAM_RB106@0	17.99
n41_40MHz_30kHz_2670MHz_CP-OFDM 256 QAM_RB106@0	14.93
n41_50MHz_30kHz_2521.02MHz_DFT-s-OFDM PI/2 BPSK_RB1@1	21.22
n41_50MHz_30kHz_2521.02MHz_DFT-s-OFDM PI/2 BPSK_RB64@32	21.49
n41_50MHz_30kHz_2521.02MHz_DFT-s-OFDM PI/2 BPSK_RB1@131	21.3
n41_50MHz_30kHz_2521.02MHz_DFT-s-OFDM PI/2 BPSK_RB128@0	20.85
n41_50MHz_30kHz_2521.02MHz_DFT-s-OFDM QPSK_RB1@1	21.22
n41_50MHz_30kHz_2521.02MHz_DFT-s-OFDM QPSK_RB64@32	21.5
n41_50MHz_30kHz_2521.02MHz_DFT-s-OFDM QPSK_RB1@131	21.32
n41_50MHz_30kHz_2521.02MHz_DFT-s-OFDM QPSK_RB128@0	20.5
n41_50MHz_30kHz_2521.02MHz_DFT-s-OFDM 16 QAM_RB128@0	19.48
n41_50MHz_30kHz_2521.02MHz_DFT-s-OFDM 64 QAM_RB128@0	18.93
n41_50MHz_30kHz_2521.02MHz_DFT-s-OFDM 256 QAM_RB128@0	16.95
n41_50MHz_30kHz_2521.02MHz_CP-OFDM QPSK_RB1@1	20.01
n41_50MHz_30kHz_2521.02MHz_CP-OFDM QPSK_RB67@33	20.08
n41_50MHz_30kHz_2521.02MHz_CP-OFDM QPSK_RB1@131	20.05
n41_50MHz_30kHz_2521.02MHz_CP-OFDM QPSK_RB133@0	18.53

n41_50MHz_30kHz_2521.02MHz_CP-OFDM 16 QAM_RB133@0	18.46
n41_50MHz_30kHz_2521.02MHz_CP-OFDM 64 QAM_RB133@0	17.98
n41_50MHz_30kHz_2521.02MHz_CP-OFDM 256 QAM_RB133@0	14.87
n41_50MHz_30kHz_2592.99MHz_DFT-s-OFDM PI/2 BPSK_RB1@1	21.58
n41_50MHz_30kHz_2592.99MHz_DFT-s-OFDM PI/2 BPSK_RB64@32	21.74
n41_50MHz_30kHz_2592.99MHz_DFT-s-OFDM PI/2 BPSK_RB1@131	21.73
n41_50MHz_30kHz_2592.99MHz_DFT-s-OFDM PI/2 BPSK_RB128@0	21.29
n41_50MHz_30kHz_2592.99MHz_DFT-s-OFDM QPSK_RB1@1	21.51
n41_50MHz_30kHz_2592.99MHz_DFT-s-OFDM QPSK_RB64@32	21.75
n41_50MHz_30kHz_2592.99MHz_DFT-s-OFDM QPSK_RB1@131	21.63
n41_50MHz_30kHz_2592.99MHz_DFT-s-OFDM QPSK_RB128@0	20.69
n41_50MHz_30kHz_2592.99MHz_DFT-s-OFDM 16 QAM_RB128@0	19.96
n41_50MHz_30kHz_2592.99MHz_DFT-s-OFDM 64 QAM_RB128@0	19.4
n41_15MHz_30kHz_2503.5MHz_DFT-s-OFDM PI/2 BPSK_RB18@9	21.44
n41_50MHz_30kHz_2592.99MHz_DFT-s-OFDM 256 QAM_RB128@0	17.44
n41_50MHz_30kHz_2592.99MHz_CP-OFDM QPSK_RB1@1	20.05
n41_50MHz_30kHz_2592.99MHz_CP-OFDM QPSK_RB67@33	20.43
n41_50MHz_30kHz_2592.99MHz_CP-OFDM QPSK_RB1@131	20.16
n41_50MHz_30kHz_2592.99MHz_CP-OFDM QPSK_RB133@0	18.96
n41_50MHz_30kHz_2592.99MHz_CP-OFDM 16 QAM_RB133@0	19.02

n41_50MHz_30kHz_2592.99MHz_CP-OFDM 64 QAM_RB133@0	18.4
n41_50MHz_30kHz_2592.99MHz_CP-OFDM 256 QAM_RB133@0	15.38
n41_50MHz_30kHz_2664.99MHz_DFT-s-OFDM PI/2 BPSK_RB1@1	21.47
n41_50MHz_30kHz_2664.99MHz_DFT-s-OFDM PI/2 BPSK_RB64@32	21.53
n41_50MHz_30kHz_2664.99MHz_DFT-s-OFDM PI/2 BPSK_RB1@131	21.34
n41_50MHz_30kHz_2664.99MHz_DFT-s-OFDM PI/2 BPSK_RB128@0	21.02
n41_50MHz_30kHz_2664.99MHz_DFT-s-OFDM QPSK_RB1@1	21.48
n41_50MHz_30kHz_2664.99MHz_DFT-s-OFDM QPSK_RB64@32	21.59
n41_50MHz_30kHz_2664.99MHz_DFT-s-OFDM QPSK_RB1@131	21.34
n41_50MHz_30kHz_2664.99MHz_DFT-s-OFDM QPSK_RB128@0	20.5
n41_50MHz_30kHz_2664.99MHz_DFT-s-OFDM 16 QAM_RB128@0	19.7
n41_50MHz_30kHz_2664.99MHz_DFT-s-OFDM 64 QAM_RB128@0	19.13
n41_50MHz_30kHz_2664.99MHz_DFT-s-OFDM 256 QAM_RB128@0	17.15
n41_50MHz_30kHz_2664.99MHz_CP-OFDM QPSK_RB1@1	20.09
n41_50MHz_30kHz_2664.99MHz_CP-OFDM QPSK_RB67@33	20.06
n41_50MHz_30kHz_2664.99MHz_CP-OFDM QPSK_RB1@131	19.89
n41_50MHz_30kHz_2664.99MHz_CP-OFDM QPSK_RB133@0	18.69
n41_50MHz_30kHz_2664.99MHz_CP-OFDM 16 QAM_RB133@0	18.65
n41_50MHz_30kHz_2664.99MHz_CP-OFDM 64 QAM_RB133@0	18.13
n41_50MHz_30kHz_2664.99MHz_CP-OFDM 256 QAM_RB133@0	15.07

n41_60MHz_30kHz_2526MHz_DFT-s-OFDM PI/2 BPSK_RB1@1	21.11
n41_60MHz_30kHz_2526MHz_DFT-s-OFDM PI/2 BPSK_RB81@40	21.45
n41_60MHz_30kHz_2526MHz_DFT-s-OFDM PI/2 BPSK_RB1@160	21.29
n41_60MHz_30kHz_2526MHz_DFT-s-OFDM PI/2 BPSK_RB162@0	20.8
n41_60MHz_30kHz_2526MHz_DFT-s-OFDM QPSK_RB1@1	21.08
n41_60MHz_30kHz_2526MHz_DFT-s-OFDM QPSK_RB81@40	21.45
n41_60MHz_30kHz_2526MHz_DFT-s-OFDM QPSK_RB1@160	21.27
n41_60MHz_30kHz_2526MHz_DFT-s-OFDM QPSK_RB162@0	20.5
n41_60MHz_30kHz_2526MHz_DFT-s-OFDM 16 QAM_RB162@0	19.38
n41_60MHz_30kHz_2526MHz_DFT-s-OFDM 64 QAM_RB162@0	18.95
n41_60MHz_30kHz_2526MHz_DFT-s-OFDM 256 QAM_RB162@0	16.86
n41_60MHz_30kHz_2526MHz_CP-OFDM QPSK_RB1@1	19.96
n41_60MHz_30kHz_2526MHz_CP-OFDM QPSK_RB81@40	20.05
n41_60MHz_30kHz_2526MHz_CP-OFDM QPSK_RB1@160	20.11
n41_60MHz_30kHz_2526MHz_CP-OFDM QPSK_RB162@0	18.37
n41_60MHz_30kHz_2526MHz_CP-OFDM 16 QAM_RB162@0	18.38
n41_60MHz_30kHz_2526MHz_CP-OFDM 64 QAM_RB162@0	17.86
n41_60MHz_30kHz_2526MHz_CP-OFDM 256 QAM_RB162@0	14.9
n41_60MHz_30kHz_2592.99MHz_DFT-s-OFDM PI/2 BPSK_RB1@1	21.31
n41_60MHz_30kHz_2592.99MHz_DFT-s-OFDM PI/2 BPSK_RB81@40	21.77

n41_60MHz_30kHz_2592.99MHz_DFT-s-OFDM PI/2 BPSK_RB1@160	21.6
n41_60MHz_30kHz_2592.99MHz_DFT-s-OFDM PI/2 BPSK_RB162@0	21.28
n41_60MHz_30kHz_2592.99MHz_DFT-s-OFDM QPSK_RB1@1	21.35
n41_60MHz_30kHz_2592.99MHz_DFT-s-OFDM QPSK_RB81@40	21.84
n41_60MHz_30kHz_2592.99MHz_DFT-s-OFDM QPSK_RB1@160	21.46
n41_60MHz_30kHz_2592.99MHz_DFT-s-OFDM QPSK_RB162@0	20.74
n41_60MHz_30kHz_2592.99MHz_DFT-s-OFDM 16 QAM_RB162@0	19.93
n41_60MHz_30kHz_2592.99MHz_DFT-s-OFDM 64 QAM_RB162@0	19.46
n41_60MHz_30kHz_2592.99MHz_DFT-s-OFDM 256 QAM_RB162@0	17.44
n41_60MHz_30kHz_2592.99MHz_CP-OFDM QPSK_RB1@1	20.18
n41_60MHz_30kHz_2592.99MHz_CP-OFDM QPSK_RB81@40	20.4
n41_60MHz_30kHz_2592.99MHz_CP-OFDM QPSK_RB1@160	20.14
n41_60MHz_30kHz_2592.99MHz_CP-OFDM QPSK_RB162@0	18.95
n41_60MHz_30kHz_2592.99MHz_CP-OFDM 16 QAM_RB162@0	18.87
n41_60MHz_30kHz_2592.99MHz_CP-OFDM 64 QAM_RB162@0	18.38
n41_60MHz_30kHz_2592.99MHz_CP-OFDM 256 QAM_RB162@0	15.37
n41_60MHz_30kHz_2659.98MHz_DFT-s-OFDM PI/2 BPSK_RB1@1	21.42
n41_60MHz_30kHz_2659.98MHz_DFT-s-OFDM PI/2 BPSK_RB81@40	21.56
n41_60MHz_30kHz_2659.98MHz_DFT-s-OFDM PI/2 BPSK_RB1@160	21.31
n41_60MHz_30kHz_2659.98MHz_DFT-s-OFDM PI/2 BPSK_RB162@0	20.98

n41_60MHz_30kHz_2659.98MHz_DFT-s-OFDM QPSK_RB1@1	21.36
n41_60MHz_30kHz_2659.98MHz_DFT-s-OFDM QPSK_RB81@40	21.59
n41_60MHz_30kHz_2659.98MHz_DFT-s-OFDM QPSK_RB1@160	21.2
n41_60MHz_30kHz_2659.98MHz_DFT-s-OFDM QPSK_RB162@0	20.51
n41_60MHz_30kHz_2659.98MHz_DFT-s-OFDM 16 QAM_RB162@0	19.67
n41_60MHz_30kHz_2659.98MHz_DFT-s-OFDM 64 QAM_RB162@0	19.12
n41_60MHz_30kHz_2659.98MHz_DFT-s-OFDM 256 QAM_RB162@0	17.18
n41_60MHz_30kHz_2659.98MHz_CP-OFDM QPSK_RB1@1	20.11
n41_60MHz_30kHz_2659.98MHz_CP-OFDM QPSK_RB81@40	20.03
n41_60MHz_30kHz_2659.98MHz_CP-OFDM QPSK_RB1@160	19.87
n41_60MHz_30kHz_2659.98MHz_CP-OFDM QPSK_RB162@0	18.66
n41_60MHz_30kHz_2659.98MHz_CP-OFDM 16 QAM_RB162@0	18.61
n41_60MHz_30kHz_2659.98MHz_CP-OFDM 64 QAM_RB162@0	18.11
n41_60MHz_30kHz_2659.98MHz_CP-OFDM 256 QAM_RB162@0	15.15
n41_80MHz_30kHz_2536.02MHz_DFT-s-OFDM PI/2 BPSK_RB1@1	20.81
n41_80MHz_30kHz_2536.02MHz_DFT-s-OFDM PI/2 BPSK_RB108@54	21.49
n41_80MHz_30kHz_2536.02MHz_DFT-s-OFDM PI/2 BPSK_RB1@215	21.25
n41_80MHz_30kHz_2536.02MHz_DFT-s-OFDM PI/2 BPSK_RB216@0	20.84
n41_80MHz_30kHz_2536.02MHz_DFT-s-OFDM QPSK_RB1@1	20.79
n41_80MHz_30kHz_2536.02MHz_DFT-s-OFDM QPSK_RB108@54	21.5



n41_80MHz_30kHz_2536.02MHz_DFT-s-OFDM QPSK_RB1@215	21.26
n41_80MHz_30kHz_2536.02MHz_DFT-s-OFDM QPSK_RB216@0	20.3
n41_80MHz_30kHz_2536.02MHz_DFT-s-OFDM 16 QAM_RB216@0	19.43
n41_80MHz_30kHz_2536.02MHz_DFT-s-OFDM 64 QAM_RB216@0	19.05
n41_80MHz_30kHz_2536.02MHz_DFT-s-OFDM 256 QAM_RB216@0	16.96
n41_80MHz_30kHz_2536.02MHz_CP-OFDM QPSK_RB1@1	19.32
n41_80MHz_30kHz_2536.02MHz_CP-OFDM QPSK_RB109@54	20.06
n41_80MHz_30kHz_2536.02MHz_CP-OFDM QPSK_RB1@215	19.65
n41_80MHz_30kHz_2536.02MHz_CP-OFDM QPSK_RB217@0	18.45
n41_80MHz_30kHz_2536.02MHz_CP-OFDM 16 QAM_RB217@0	18.46
n41_80MHz_30kHz_2536.02MHz_CP-OFDM 64 QAM_RB217@0	17.94
n41_80MHz_30kHz_2536.02MHz_CP-OFDM 256 QAM_RB217@0	14.93
n41_80MHz_30kHz_2592.99MHz_DFT-s-OFDM PI/2 BPSK_RB1@1	20.96
n41_80MHz_30kHz_2592.99MHz_DFT-s-OFDM PI/2 BPSK_RB108@54	21.72
n41_80MHz_30kHz_2592.99MHz_DFT-s-OFDM PI/2 BPSK_RB1@215	21.2
n41_80MHz_30kHz_2592.99MHz_DFT-s-OFDM PI/2 BPSK_RB216@0	21.15
n41_80MHz_30kHz_2592.99MHz_DFT-s-OFDM QPSK_RB1@1	20.98
n41_80MHz_30kHz_2592.99MHz_DFT-s-OFDM QPSK_RB108@54	21.79
n41_80MHz_30kHz_2592.99MHz_DFT-s-OFDM QPSK_RB1@215	21.2
n41_80MHz_30kHz_2592.99MHz_DFT-s-OFDM QPSK_RB216@0	20.68

n41_80MHz_30kHz_2592.99MHz_DFT-s-OFDM 16 QAM_RB216@0	20.06
n41_80MHz_30kHz_2592.99MHz_DFT-s-OFDM 64 QAM_RB216@0	19.39
n41_80MHz_30kHz_2592.99MHz_DFT-s-OFDM 256 QAM_RB216@0	17.44
n41_80MHz_30kHz_2592.99MHz_CP-OFDM QPSK_RB1@1	19.97
n41_80MHz_30kHz_2592.99MHz_CP-OFDM QPSK_RB109@54	20.52
n41_80MHz_30kHz_2592.99MHz_CP-OFDM QPSK_RB1@215	19.85
n41_80MHz_30kHz_2592.99MHz_CP-OFDM QPSK_RB217@0	18.93
n41_80MHz_30kHz_2592.99MHz_CP-OFDM 16 QAM_RB217@0	18.84
n41_80MHz_30kHz_2592.99MHz_CP-OFDM 64 QAM_RB217@0	18.4
n41_80MHz_30kHz_2592.99MHz_CP-OFDM 256 QAM_RB217@0	15.26
n41_80MHz_30kHz_2649.99MHz_DFT-s-OFDM PI/2 BPSK_RB1@1	21.28
n41_80MHz_30kHz_2649.99MHz_DFT-s-OFDM PI/2 BPSK_RB108@54	21.66
n41_80MHz_30kHz_2649.99MHz_DFT-s-OFDM PI/2 BPSK_RB1@215	21.1
n41_80MHz_30kHz_2649.99MHz_DFT-s-OFDM PI/2 BPSK_RB216@0	21.04
n41_80MHz_30kHz_2649.99MHz_DFT-s-OFDM QPSK_RB1@1	21.25
n41_80MHz_30kHz_2649.99MHz_DFT-s-OFDM QPSK_RB108@54	21.65
n41_80MHz_30kHz_2649.99MHz_DFT-s-OFDM QPSK_RB1@215	20.97
n41_80MHz_30kHz_2649.99MHz_DFT-s-OFDM QPSK_RB216@0	20.52
n41_80MHz_30kHz_2649.99MHz_DFT-s-OFDM 16 QAM_RB216@0	19.77
n41_80MHz_30kHz_2649.99MHz_DFT-s-OFDM 64 QAM_RB216@0	19.19

n41_80MHz_30kHz_2649.99MHz_DFT-s-OFDM 256 QAM_RB216@0	17.31
n41_80MHz_30kHz_2649.99MHz_CP-OFDM QPSK_RB1@1	19.57
n41_80MHz_30kHz_2649.99MHz_CP-OFDM QPSK_RB109@54	20.11
n41_80MHz_30kHz_2649.99MHz_CP-OFDM QPSK_RB1@215	19.33
n41_80MHz_30kHz_2649.99MHz_CP-OFDM QPSK_RB217@0	18.74
n41_80MHz_30kHz_2649.99MHz_CP-OFDM 16 QAM_RB217@0	18.75
n41_80MHz_30kHz_2649.99MHz_CP-OFDM 64 QAM_RB217@0	18.25
n41_80MHz_30kHz_2649.99MHz_CP-OFDM 256 QAM_RB217@0	15.21
n41_90MHz_30kHz_2541MHz_DFT-s-OFDM PI/2 BPSK_RB1@1	20.7
n41_90MHz_30kHz_2541MHz_DFT-s-OFDM PI/2 BPSK_RB120@60	21.52
n41_90MHz_30kHz_2541MHz_DFT-s-OFDM PI/2 BPSK_RB1@243	20.92
n41_90MHz_30kHz_2541MHz_DFT-s-OFDM PI/2 BPSK_RB243@0	20.75
n41_90MHz_30kHz_2541MHz_DFT-s-OFDM QPSK_RB1@1	20.68
n41_90MHz_30kHz_2541MHz_DFT-s-OFDM QPSK_RB120@60	21.54
n41_90MHz_30kHz_2541MHz_DFT-s-OFDM QPSK_RB1@243	20.92
n41_90MHz_30kHz_2541MHz_DFT-s-OFDM QPSK_RB243@0	20.29
n41_90MHz_30kHz_2541MHz_DFT-s-OFDM 16 QAM_RB243@0	19.5
n41_90MHz_30kHz_2541MHz_DFT-s-OFDM 64 QAM_RB243@0	19.05
n41_90MHz_30kHz_2541MHz_DFT-s-OFDM 256 QAM_RB243@0	16.98
n41_90MHz_30kHz_2541MHz_CP-OFDM QPSK_RB1@1	19.62

n41_90MHz_30kHz_2541MHz_CP-OFDM QPSK_RB123@61	20.15
n41_90MHz_30kHz_2541MHz_CP-OFDM QPSK_RB1@243	19.97
n41_90MHz_30kHz_2541MHz_CP-OFDM QPSK_RB245@0	18.48
n41_90MHz_30kHz_2541MHz_CP-OFDM 16 QAM_RB245@0	18.55
n41_90MHz_30kHz_2541MHz_CP-OFDM 64 QAM_RB245@0	17.95
n41_90MHz_30kHz_2541MHz_CP-OFDM 256 QAM_RB245@0	14.87
n41_90MHz_30kHz_2592.99MHz_DFT-s-OFDM PI/2 BPSK_RB1@1	20.68
n41_90MHz_30kHz_2592.99MHz_DFT-s-OFDM PI/2 BPSK_RB120@60	21.79
n41_90MHz_30kHz_2592.99MHz_DFT-s-OFDM PI/2 BPSK_RB1@243	21.06
n41_90MHz_30kHz_2592.99MHz_DFT-s-OFDM PI/2 BPSK_RB243@0	21.22
n41_90MHz_30kHz_2592.99MHz_DFT-s-OFDM QPSK_RB1@1	20.72
n41_90MHz_30kHz_2592.99MHz_DFT-s-OFDM QPSK_RB120@60	21.83
n41_90MHz_30kHz_2592.99MHz_DFT-s-OFDM QPSK_RB1@243	20.98
n41_90MHz_30kHz_2592.99MHz_DFT-s-OFDM QPSK_RB243@0	20.69
n41_90MHz_30kHz_2592.99MHz_DFT-s-OFDM 16 QAM_RB243@0	20.01
n41_90MHz_30kHz_2592.99MHz_DFT-s-OFDM 64 QAM_RB243@0	19.43
n41_90MHz_30kHz_2592.99MHz_DFT-s-OFDM 256 QAM_RB243@0	17.34
n41_90MHz_30kHz_2592.99MHz_CP-OFDM QPSK_RB1@1	19.71
n41_90MHz_30kHz_2592.99MHz_CP-OFDM QPSK_RB123@61	20.43
n41_90MHz_30kHz_2592.99MHz_CP-OFDM QPSK_RB1@243	19.57

n41_90MHz_30kHz_2592.99MHz_CP-OFDM QPSK_RB245@0	18.85
n41_90MHz_30kHz_2592.99MHz_CP-OFDM 16 QAM_RB245@0	18.89
n41_90MHz_30kHz_2592.99MHz_CP-OFDM 64 QAM_RB245@0	18.39
n41_90MHz_30kHz_2592.99MHz_CP-OFDM 256 QAM_RB245@0	15.32
n41_90MHz_30kHz_2644.98MHz_DFT-s-OFDM PI/2 BPSK_RB1@1	20.99
n41_90MHz_30kHz_2644.98MHz_DFT-s-OFDM PI/2 BPSK_RB120@60	21.72
n41_90MHz_30kHz_2644.98MHz_DFT-s-OFDM PI/2 BPSK_RB1@243	20.93
n41_90MHz_30kHz_2644.98MHz_DFT-s-OFDM PI/2 BPSK_RB243@0	21.11
n41_90MHz_30kHz_2644.98MHz_DFT-s-OFDM QPSK_RB1@1	21.02
n41_90MHz_30kHz_2644.98MHz_DFT-s-OFDM QPSK_RB120@60	21.65
n41_90MHz_30kHz_2644.98MHz_DFT-s-OFDM QPSK_RB1@243	20.79
n41_90MHz_30kHz_2644.98MHz_DFT-s-OFDM QPSK_RB243@0	20.52
n41_90MHz_30kHz_2644.98MHz_DFT-s-OFDM 16 QAM_RB243@0	19.79
n41_90MHz_30kHz_2644.98MHz_DFT-s-OFDM 64 QAM_RB243@0	19.23
n41_90MHz_30kHz_2644.98MHz_DFT-s-OFDM 256 QAM_RB243@0	17.2
n41_90MHz_30kHz_2644.98MHz_CP-OFDM QPSK_RB1@1	19.88
n41_90MHz_30kHz_2644.98MHz_CP-OFDM QPSK_RB123@61	20.1
n41_90MHz_30kHz_2644.98MHz_CP-OFDM QPSK_RB1@243	19.44
n41_90MHz_30kHz_2644.98MHz_CP-OFDM QPSK_RB245@0	18.8
n41_90MHz_30kHz_2644.98MHz_CP-OFDM 16 QAM_RB245@0	18.77

n41_90MHz_30kHz_2644.98MHz_CP-OFDM 64 QAM_RB245@0	18.22
n41_90MHz_30kHz_2644.98MHz_CP-OFDM 256 QAM_RB245@0	15.18
n41_100MHz_30kHz_2546.01MHz_DFT-s-OFDM PI/2 BPSK_RB1@1	20.42
n41_100MHz_30kHz_2546.01MHz_DFT-s-OFDM PI/2 BPSK_RB135@67	21.53
n41_100MHz_30kHz_2546.01MHz_DFT-s-OFDM PI/2 BPSK_RB1@271	20.72
n41_100MHz_30kHz_2546.01MHz_DFT-s-OFDM PI/2 BPSK_RB270@0	20.67
n41_100MHz_30kHz_2546.01MHz_DFT-s-OFDM QPSK_RB1@1	20.47
n41_100MHz_30kHz_2546.01MHz_DFT-s-OFDM QPSK_RB135@67	21.53
n41_100MHz_30kHz_2546.01MHz_DFT-s-OFDM QPSK_RB1@271	20.63
n41_100MHz_30kHz_2546.01MHz_DFT-s-OFDM QPSK_RB270@0	20.17
n41_100MHz_30kHz_2546.01MHz_DFT-s-OFDM 16 QAM_RB270@0	19.38
n41_100MHz_30kHz_2546.01MHz_DFT-s-OFDM 64 QAM_RB270@0	18.9
n41_100MHz_30kHz_2546.01MHz_DFT-s-OFDM 256 QAM_RB270@0	16.87
n41_100MHz_30kHz_2546.01MHz_CP-OFDM QPSK_RB1@1	19.5
n41_100MHz_30kHz_2546.01MHz_CP-OFDM QPSK_RB137@68	20.15
n41_100MHz_30kHz_2546.01MHz_CP-OFDM QPSK_RB1@271	19.58
n41_100MHz_30kHz_2546.01MHz_CP-OFDM QPSK_RB273@0	18.4
n41_100MHz_30kHz_2546.01MHz_CP-OFDM 16 QAM_RB273@0	18.39
n41_100MHz_30kHz_2546.01MHz_CP-OFDM 64 QAM_RB273@0	17.84
n41_100MHz_30kHz_2546.01MHz_CP-OFDM 256 QAM_RB273@0	14.83

n41_100MHz_30kHz_2592.99MHz_DFT-s-OFDM PI/2 BPSK_RB1@1	20.48
n41_100MHz_30kHz_2592.99MHz_DFT-s-OFDM PI/2 BPSK_RB135@67	21.79
n41_100MHz_30kHz_2592.99MHz_DFT-s-OFDM PI/2 BPSK_RB1@271	20.78
n41_100MHz_30kHz_2592.99MHz_DFT-s-OFDM PI/2 BPSK_RB270@0	21.11
n41_100MHz_30kHz_2592.99MHz_DFT-s-OFDM QPSK_RB1@1	20.47
n41_100MHz_30kHz_2592.99MHz_DFT-s-OFDM QPSK_RB135@67	21.76
n41_100MHz_30kHz_2592.99MHz_DFT-s-OFDM QPSK_RB1@271	20.71
n41_100MHz_30kHz_2592.99MHz_DFT-s-OFDM QPSK_RB270@0	20.59
n41_100MHz_30kHz_2592.99MHz_DFT-s-OFDM 16 QAM_RB270@0	19.89
n41_100MHz_30kHz_2592.99MHz_DFT-s-OFDM 64 QAM_RB270@0	19.41
n41_100MHz_30kHz_2592.99MHz_DFT-s-OFDM 256 QAM_RB270@0	17.24
n41_100MHz_30kHz_2592.99MHz_CP-OFDM QPSK_RB1@1	19.41
n41_100MHz_30kHz_2592.99MHz_CP-OFDM QPSK_RB137@68	20.46
n41_100MHz_30kHz_2592.99MHz_CP-OFDM QPSK_RB1@271	19.36
n41_100MHz_30kHz_2592.99MHz_CP-OFDM QPSK_RB273@0	18.84
n41_100MHz_30kHz_2592.99MHz_CP-OFDM 16 QAM_RB273@0	18.76
n41_100MHz_30kHz_2592.99MHz_CP-OFDM 64 QAM_RB273@0	18.36
n41_100MHz_30kHz_2592.99MHz_CP-OFDM 256 QAM_RB273@0	15.31
n41_100MHz_30kHz_2640MHz_DFT-s-OFDM PI/2 BPSK_RB1@1	20.59
n41_100MHz_30kHz_2640MHz_DFT-s-OFDM PI/2 BPSK_RB135@67	21.67

n41_100MHz_30kHz_2640MHz_DFT-s-OFDM PI/2 BPSK_RB1@271	20.73
n41_100MHz_30kHz_2640MHz_DFT-s-OFDM PI/2 BPSK_RB270@0	21.06
n41_100MHz_30kHz_2640MHz_DFT-s-OFDM QPSK_RB1@1	20.58
n41_100MHz_30kHz_2640MHz_DFT-s-OFDM QPSK_RB135@67	21.7
n41_100MHz_30kHz_2640MHz_DFT-s-OFDM QPSK_RB1@271	20.64
n41_100MHz_30kHz_2640MHz_DFT-s-OFDM QPSK_RB270@0	20.5
n41_100MHz_30kHz_2640MHz_DFT-s-OFDM 16 QAM_RB270@0	19.71
n41_100MHz_30kHz_2640MHz_DFT-s-OFDM 64 QAM_RB270@0	19.18
n41_100MHz_30kHz_2640MHz_DFT-s-OFDM 256 QAM_RB270@0	17.22
n41_100MHz_30kHz_2640MHz_CP-OFDM QPSK_RB1@1	19.69
n41_100MHz_30kHz_2640MHz_CP-OFDM QPSK_RB137@68	20.21
n41_100MHz_30kHz_2640MHz_CP-OFDM QPSK_RB1@271	19.39
n41_100MHz_30kHz_2640MHz_CP-OFDM QPSK_RB273@0	18.75
n41_100MHz_30kHz_2640MHz_CP-OFDM 16 QAM_RB273@0	18.67
n41_100MHz_30kHz_2640MHz_CP-OFDM 64 QAM_RB273@0	18.22
n41_100MHz_30kHz_2640MHz_CP-OFDM 256 QAM_RB273@0	15.21
n66_5MHz_15kHz_1712.5MHz_DFT-s-OFDM PI/2 BPSK_RB1@1	21.98
n66_5MHz_15kHz_1712.5MHz_DFT-s-OFDM PI/2 BPSK_RB12@6	21.96
n66_5MHz_15kHz_1712.5MHz_DFT-s-OFDM PI/2 BPSK_RB1@23	21.99
n66_5MHz_15kHz_1712.5MHz_DFT-s-OFDM PI/2 BPSK_RB25@0	21.48



n66_5MHz_15kHz_1712.5MHz_DFT-s-OFDM QPSK_RB1@1	21.99
n66_5MHz_15kHz_1712.5MHz_DFT-s-OFDM QPSK_RB12@6	21.99
n66_5MHz_15kHz_1712.5MHz_DFT-s-OFDM QPSK_RB1@23	21.86
n66_5MHz_15kHz_1712.5MHz_DFT-s-OFDM QPSK_RB25@0	20.95
n66_5MHz_15kHz_1712.5MHz_DFT-s-OFDM 16 QAM_RB25@0	19.94
n66_5MHz_15kHz_1712.5MHz_DFT-s-OFDM 64 QAM_RB25@0	19.65
n66_5MHz_15kHz_1712.5MHz_DFT-s-OFDM 256 QAM_RB25@0	17.51
n66_5MHz_15kHz_1712.5MHz_CP-OFDM QPSK_RB1@1	20.54
n66_5MHz_15kHz_1712.5MHz_CP-OFDM QPSK_RB13@6	20.43
n66_5MHz_15kHz_1712.5MHz_CP-OFDM QPSK_RB1@23	20.55
n66_5MHz_15kHz_1712.5MHz_CP-OFDM QPSK_RB25@0	19.13
n66_5MHz_15kHz_1712.5MHz_CP-OFDM 16 QAM_RB25@0	19.2
n66_5MHz_15kHz_1712.5MHz_CP-OFDM 64 QAM_RB25@0	18.61
n66_5MHz_15kHz_1712.5MHz_CP-OFDM 256 QAM_RB25@0	15.45
n66_5MHz_15kHz_1745MHz_DFT-s-OFDM PI/2 BPSK_RB1@1	21.67
n66_5MHz_15kHz_1745MHz_DFT-s-OFDM PI/2 BPSK_RB12@6	21.7
n66_5MHz_15kHz_1745MHz_DFT-s-OFDM PI/2 BPSK_RB1@23	21.66
n66_5MHz_15kHz_1745MHz_DFT-s-OFDM PI/2 BPSK_RB25@0	21.17
n66_5MHz_15kHz_1745MHz_DFT-s-OFDM QPSK_RB1@1	21.49
n66_5MHz_15kHz_1745MHz_DFT-s-OFDM QPSK_RB12@6	21.71

n66_5MHz_15kHz_1745MHz_DFT-s-OFDM QPSK_RB1@23	21.57
n66_5MHz_15kHz_1745MHz_DFT-s-OFDM QPSK_RB25@0	20.64
n66_5MHz_15kHz_1745MHz_DFT-s-OFDM 16 QAM_RB25@0	19.8
n66_5MHz_15kHz_1745MHz_DFT-s-OFDM 64 QAM_RB25@0	19.32
n66_5MHz_15kHz_1745MHz_DFT-s-OFDM 256 QAM_RB25@0	17.3
n66_5MHz_15kHz_1745MHz_CP-OFDM QPSK_RB1@1	20.15
n66_5MHz_15kHz_1745MHz_CP-OFDM QPSK_RB13@6	20.15
n66_5MHz_15kHz_1745MHz_CP-OFDM QPSK_RB1@23	20.17
n66_5MHz_15kHz_1745MHz_CP-OFDM QPSK_RB25@0	18.78
n66_5MHz_15kHz_1745MHz_CP-OFDM 16 QAM_RB25@0	18.87
n66_5MHz_15kHz_1745MHz_CP-OFDM 64 QAM_RB25@0	18.28
n66_5MHz_15kHz_1745MHz_CP-OFDM 256 QAM_RB25@0	15.15
n66_5MHz_15kHz_1777.5MHz_DFT-s-OFDM PI/2 BPSK_RB1@1	21.55
n66_5MHz_15kHz_1777.5MHz_DFT-s-OFDM PI/2 BPSK_RB12@6	21.51
n66_5MHz_15kHz_1777.5MHz_DFT-s-OFDM PI/2 BPSK_RB1@23	21.54
n66_5MHz_15kHz_1777.5MHz_DFT-s-OFDM PI/2 BPSK_RB25@0	21.06
n66_5MHz_15kHz_1777.5MHz_DFT-s-OFDM QPSK_RB1@1	21.41
n66_5MHz_15kHz_1777.5MHz_DFT-s-OFDM QPSK_RB12@6	21.6
n66_5MHz_15kHz_1777.5MHz_DFT-s-OFDM QPSK_RB1@23	21.46
n66_5MHz_15kHz_1777.5MHz_DFT-s-OFDM QPSK_RB25@0	20.59

n66_5MHz_15kHz_1777.5MHz_DFT-s-OFDM 16 QAM_RB25@0	19.63
n66_5MHz_15kHz_1777.5MHz_DFT-s-OFDM 64 QAM_RB25@0	19.09
n66_5MHz_15kHz_1777.5MHz_DFT-s-OFDM 256 QAM_RB25@0	17.13
n66_5MHz_15kHz_1777.5MHz_CP-OFDM QPSK_RB1@1	20
n66_5MHz_15kHz_1777.5MHz_CP-OFDM QPSK_RB13@6	19.97
n66_5MHz_15kHz_1777.5MHz_CP-OFDM QPSK_RB1@23	20.12
n66_5MHz_15kHz_1777.5MHz_CP-OFDM QPSK_RB25@0	18.66
n66_5MHz_15kHz_1777.5MHz_CP-OFDM 16 QAM_RB25@0	18.76
n66_5MHz_15kHz_1777.5MHz_CP-OFDM 64 QAM_RB25@0	18.16
n66_5MHz_15kHz_1777.5MHz_CP-OFDM 256 QAM_RB25@0	15.13
n66_10MHz_15kHz_1715MHz_DFT-s-OFDM PI/2 BPSK_RB1@1	21.68
n66_10MHz_15kHz_1715MHz_DFT-s-OFDM PI/2 BPSK_RB25@12	21.74
n66_10MHz_15kHz_1715MHz_DFT-s-OFDM PI/2 BPSK_RB1@50	21.74
n66_10MHz_15kHz_1715MHz_DFT-s-OFDM PI/2 BPSK_RB50@0	21.23
n66_10MHz_15kHz_1715MHz_DFT-s-OFDM QPSK_RB1@1	21.7
n66_10MHz_15kHz_1715MHz_DFT-s-OFDM QPSK_RB25@12	21.73
n66_10MHz_15kHz_1715MHz_DFT-s-OFDM QPSK_RB1@50	21.67
n66_10MHz_15kHz_1715MHz_DFT-s-OFDM QPSK_RB50@0	20.73
n66_10MHz_15kHz_1715MHz_DFT-s-OFDM 16 QAM_RB50@0	19.78
n66_10MHz_15kHz_1715MHz_DFT-s-OFDM 64 QAM_RB50@0	19.32

n66_10MHz_15kHz_1715MHz_DFT-s-OFDM 256 QAM_RB50@0	17.3
n66_10MHz_15kHz_1715MHz_CP-OFDM QPSK_RB1@1	20.32
n66_10MHz_15kHz_1715MHz_CP-OFDM QPSK_RB26@13	20.24
n66_10MHz_15kHz_1715MHz_CP-OFDM QPSK_RB1@50	20.25
n66_10MHz_15kHz_1715MHz_CP-OFDM QPSK_RB52@0	18.85
n66_10MHz_15kHz_1715MHz_CP-OFDM 16 QAM_RB52@0	18.93
n66_10MHz_15kHz_1715MHz_CP-OFDM 64 QAM_RB52@0	18.36
n66_10MHz_15kHz_1715MHz_CP-OFDM 256 QAM_RB52@0	15.29
n66_10MHz_15kHz_1745MHz_DFT-s-OFDM PI/2 BPSK_RB1@1	21.43
n66_10MHz_15kHz_1745MHz_DFT-s-OFDM PI/2 BPSK_RB25@12	21.48
n66_10MHz_15kHz_1745MHz_DFT-s-OFDM PI/2 BPSK_RB1@50	21.36
n66_10MHz_15kHz_1745MHz_DFT-s-OFDM PI/2 BPSK_RB50@0	21.02
n66_10MHz_15kHz_1745MHz_DFT-s-OFDM QPSK_RB1@1	21.38
n66_10MHz_15kHz_1745MHz_DFT-s-OFDM QPSK_RB25@12	21.51
n66_10MHz_15kHz_1745MHz_DFT-s-OFDM QPSK_RB1@50	21.4
n66_10MHz_15kHz_1745MHz_DFT-s-OFDM QPSK_RB50@0	20.48
n66_10MHz_15kHz_1745MHz_DFT-s-OFDM 16 QAM_RB50@0	19.45
n66_10MHz_15kHz_1745MHz_DFT-s-OFDM 64 QAM_RB50@0	19.03
n66_10MHz_15kHz_1745MHz_DFT-s-OFDM 256 QAM_RB50@0	17.04
n66_10MHz_15kHz_1745MHz_CP-OFDM QPSK_RB1@1	20.03

n66_10MHz_15kHz_1745MHz_CP-OFDM QPSK_RB26@13	20
n66_10MHz_15kHz_1745MHz_CP-OFDM QPSK_RB1@50	20.03
n66_10MHz_15kHz_1745MHz_CP-OFDM QPSK_RB52@0	18.65
n66_10MHz_15kHz_1745MHz_CP-OFDM 16 QAM_RB52@0	18.64
n66_10MHz_15kHz_1745MHz_CP-OFDM 64 QAM_RB52@0	18.16
n66_10MHz_15kHz_1745MHz_CP-OFDM 256 QAM_RB52@0	15.15
n66_10MHz_15kHz_1775MHz_DFT-s-OFDM PI/2 BPSK_RB1@1	21.35
n66_10MHz_15kHz_1775MHz_DFT-s-OFDM PI/2 BPSK_RB25@12	21.42
n66_10MHz_15kHz_1775MHz_DFT-s-OFDM PI/2 BPSK_RB1@50	21.32
n66_10MHz_15kHz_1775MHz_DFT-s-OFDM PI/2 BPSK_RB50@0	20.96
n66_10MHz_15kHz_1775MHz_DFT-s-OFDM QPSK_RB1@1	21.27
n66_10MHz_15kHz_1775MHz_DFT-s-OFDM QPSK_RB25@12	21.42
n66_10MHz_15kHz_1775MHz_DFT-s-OFDM QPSK_RB1@50	21.31
n66_10MHz_15kHz_1775MHz_DFT-s-OFDM QPSK_RB50@0	20.42
n66_10MHz_15kHz_1775MHz_DFT-s-OFDM 16 QAM_RB50@0	19.4
n66_10MHz_15kHz_1775MHz_DFT-s-OFDM 64 QAM_RB50@0	19
n66_10MHz_15kHz_1775MHz_DFT-s-OFDM 256 QAM_RB50@0	17.01
n66_10MHz_15kHz_1775MHz_CP-OFDM QPSK_RB1@1	19.81
n66_10MHz_15kHz_1775MHz_CP-OFDM QPSK_RB26@13	19.86
n66_10MHz_15kHz_1775MHz_CP-OFDM QPSK_RB1@50	19.89

n66_10MHz_15kHz_1775MHz_CP-OFDM QPSK_RB52@0	18.57
n66_10MHz_15kHz_1775MHz_CP-OFDM 16 QAM_RB52@0	18.51
n66_10MHz_15kHz_1775MHz_CP-OFDM 64 QAM_RB52@0	17.99
n66_10MHz_15kHz_1775MHz_CP-OFDM 256 QAM_RB52@0	14.92
n66_15MHz_15kHz_1717.5MHz_DFT-s-OFDM PI/2 BPSK_RB1@1	21.83
n66_15MHz_15kHz_1717.5MHz_DFT-s-OFDM PI/2 BPSK_RB36@18	21.91
n66_15MHz_15kHz_1717.5MHz_DFT-s-OFDM PI/2 BPSK_RB1@77	21.67
n66_15MHz_15kHz_1717.5MHz_DFT-s-OFDM PI/2 BPSK_RB75@0	21.46
n66_15MHz_15kHz_1717.5MHz_DFT-s-OFDM QPSK_RB1@1	21.76
n66_15MHz_15kHz_1717.5MHz_DFT-s-OFDM QPSK_RB36@18	21.87
n66_15MHz_15kHz_1717.5MHz_DFT-s-OFDM QPSK_RB1@77	21.62
n66_15MHz_15kHz_1717.5MHz_DFT-s-OFDM QPSK_RB75@0	20.91
n66_15MHz_15kHz_1717.5MHz_DFT-s-OFDM 16 QAM_RB75@0	19.86
n66_15MHz_15kHz_1717.5MHz_DFT-s-OFDM 64 QAM_RB75@0	19.45
n66_15MHz_15kHz_1717.5MHz_DFT-s-OFDM 256 QAM_RB75@0	17.47
n66_15MHz_15kHz_1717.5MHz_CP-OFDM QPSK_RB1@1	20.26
n66_15MHz_15kHz_1717.5MHz_CP-OFDM QPSK_RB39@19	20.4
n66_15MHz_15kHz_1717.5MHz_CP-OFDM QPSK_RB1@77	20.36
n66_15MHz_15kHz_1717.5MHz_CP-OFDM QPSK_RB79@0	19.08
n66_15MHz_15kHz_1717.5MHz_CP-OFDM 16 QAM_RB79@0	19.11

n66_15MHz_15kHz_1717.5MHz_CP-OFDM 64 QAM_RB79@0	18.47
n66_15MHz_15kHz_1717.5MHz_CP-OFDM 256 QAM_RB79@0	15.52
n66_15MHz_15kHz_1745MHz_DFT-s-OFDM PI/2 BPSK_RB1@1	21.55
n66_15MHz_15kHz_1745MHz_DFT-s-OFDM PI/2 BPSK_RB36@18	21.68
n66_15MHz_15kHz_1745MHz_DFT-s-OFDM PI/2 BPSK_RB1@77	21.53
n66_15MHz_15kHz_1745MHz_DFT-s-OFDM PI/2 BPSK_RB75@0	21.17
n66_15MHz_15kHz_1745MHz_DFT-s-OFDM QPSK_RB1@1	21.54
n66_15MHz_15kHz_1745MHz_DFT-s-OFDM QPSK_RB36@18	21.61
n66_15MHz_15kHz_1745MHz_DFT-s-OFDM QPSK_RB1@77	21.38
n66_15MHz_15kHz_1745MHz_DFT-s-OFDM QPSK_RB75@0	20.59
n66_15MHz_15kHz_1745MHz_DFT-s-OFDM 16 QAM_RB75@0	19.65
n66_15MHz_15kHz_1745MHz_DFT-s-OFDM 64 QAM_RB75@0	19.22
n66_15MHz_15kHz_1745MHz_DFT-s-OFDM 256 QAM_RB75@0	17.3
n66_15MHz_15kHz_1745MHz_CP-OFDM QPSK_RB1@1	20.2
n66_15MHz_15kHz_1745MHz_CP-OFDM QPSK_RB39@19	20.16
n66_15MHz_15kHz_1745MHz_CP-OFDM QPSK_RB1@77	19.98
n66_15MHz_15kHz_1745MHz_CP-OFDM QPSK_RB79@0	18.8
n66_15MHz_15kHz_1745MHz_CP-OFDM 16 QAM_RB79@0	18.85
n66_15MHz_15kHz_1745MHz_CP-OFDM 64 QAM_RB79@0	18.29
n66_15MHz_15kHz_1745MHz_CP-OFDM 256 QAM_RB79@0	15.29

n66_15MHz_15kHz_1772.5MHz_DFT-s-OFDM PI/2 BPSK_RB1@1	21.41
n66_15MHz_15kHz_1772.5MHz_DFT-s-OFDM PI/2 BPSK_RB36@18	21.59
n66_15MHz_15kHz_1772.5MHz_DFT-s-OFDM PI/2 BPSK_RB1@77	21.37
n66_15MHz_15kHz_1772.5MHz_DFT-s-OFDM PI/2 BPSK_RB75@0	21.11
n66_15MHz_15kHz_1772.5MHz_DFT-s-OFDM QPSK_RB1@1	21.36
n66_15MHz_15kHz_1772.5MHz_DFT-s-OFDM QPSK_RB36@18	21.56
n66_15MHz_15kHz_1772.5MHz_DFT-s-OFDM QPSK_RB1@77	21.4
n66_15MHz_15kHz_1772.5MHz_DFT-s-OFDM QPSK_RB75@0	20.6
n66_15MHz_15kHz_1772.5MHz_DFT-s-OFDM 16 QAM_RB75@0	19.58
n66_15MHz_15kHz_1772.5MHz_DFT-s-OFDM 64 QAM_RB75@0	19.15
n66_15MHz_15kHz_1772.5MHz_DFT-s-OFDM 256 QAM_RB75@0	17.24
n66_15MHz_15kHz_1772.5MHz_CP-OFDM QPSK_RB1@1	20.09
n66_15MHz_15kHz_1772.5MHz_CP-OFDM QPSK_RB39@19	20.06
n66_15MHz_15kHz_1772.5MHz_CP-OFDM QPSK_RB1@77	19.84
n66_15MHz_15kHz_1772.5MHz_CP-OFDM QPSK_RB79@0	18.73
n66_15MHz_15kHz_1772.5MHz_CP-OFDM 16 QAM_RB79@0	18.69
n66_15MHz_15kHz_1772.5MHz_CP-OFDM 64 QAM_RB79@0	18.22
n66_15MHz_15kHz_1772.5MHz_CP-OFDM 256 QAM_RB79@0	15.17
n66_20MHz_15kHz_1720MHz_DFT-s-OFDM PI/2 BPSK_RB1@1	21.85
n66_20MHz_15kHz_1720MHz_DFT-s-OFDM PI/2 BPSK_RB50@25	21.88



n66_20MHz_15kHz_1720MHz_DFT-s-OFDM PI/2 BPSK_RB1@104	21.71
n66_20MHz_15kHz_1720MHz_DFT-s-OFDM PI/2 BPSK_RB100@0	21.33
n66_20MHz_15kHz_1720MHz_DFT-s-OFDM QPSK_RB1@1	21.79
n66_20MHz_15kHz_1720MHz_DFT-s-OFDM QPSK_RB50@25	21.86
n66_20MHz_15kHz_1720MHz_DFT-s-OFDM QPSK_RB1@104	21.59
n66_20MHz_15kHz_1720MHz_DFT-s-OFDM QPSK_RB100@0	20.79
n66_20MHz_15kHz_1720MHz_DFT-s-OFDM 16 QAM_RB100@0	19.86
n66_20MHz_15kHz_1720MHz_DFT-s-OFDM 64 QAM_RB100@0	19.47
n66_20MHz_15kHz_1720MHz_DFT-s-OFDM 256 QAM_RB100@0	17.45
n66_20MHz_15kHz_1720MHz_CP-OFDM QPSK_RB1@1	20.3
n66_20MHz_15kHz_1720MHz_CP-OFDM QPSK_RB53@26	20.32
n66_20MHz_15kHz_1720MHz_CP-OFDM QPSK_RB1@104	20.25
n66_20MHz_15kHz_1720MHz_CP-OFDM QPSK_RB106@0	18.9
n66_20MHz_15kHz_1720MHz_CP-OFDM 16 QAM_RB106@0	18.94
n66_20MHz_15kHz_1720MHz_CP-OFDM 64 QAM_RB106@0	18.39
n66_20MHz_15kHz_1720MHz_CP-OFDM 256 QAM_RB106@0	15.33
n66_20MHz_15kHz_1745MHz_DFT-s-OFDM PI/2 BPSK_RB1@1	21.6
n66_20MHz_15kHz_1745MHz_DFT-s-OFDM PI/2 BPSK_RB50@25	21.69
n66_20MHz_15kHz_1745MHz_DFT-s-OFDM PI/2 BPSK_RB1@104	21.55
n66_20MHz_15kHz_1745MHz_DFT-s-OFDM PI/2 BPSK_RB100@0	21.26

n66_20MHz_15kHz_1745MHz_DFT-s-OFDM QPSK_RB1@1	21.5
n66_20MHz_15kHz_1745MHz_DFT-s-OFDM QPSK_RB50@25	21.71
n66_20MHz_15kHz_1745MHz_DFT-s-OFDM QPSK_RB1@104	21.38
n66_20MHz_15kHz_1745MHz_DFT-s-OFDM QPSK_RB100@0	20.71
n66_20MHz_15kHz_1745MHz_DFT-s-OFDM 16 QAM_RB100@0	19.71
n66_20MHz_15kHz_1745MHz_DFT-s-OFDM 64 QAM_RB100@0	19.29
n66_20MHz_15kHz_1745MHz_DFT-s-OFDM 256 QAM_RB100@0	17.3
n66_20MHz_15kHz_1745MHz_CP-OFDM QPSK_RB1@1	20.28
n66_20MHz_15kHz_1745MHz_CP-OFDM QPSK_RB53@26	20.13
n66_20MHz_15kHz_1745MHz_CP-OFDM QPSK_RB1@104	20.1
n66_20MHz_15kHz_1745MHz_CP-OFDM QPSK_RB106@0	18.84
n66_20MHz_15kHz_1745MHz_CP-OFDM 16 QAM_RB106@0	18.86
n66_20MHz_15kHz_1745MHz_CP-OFDM 64 QAM_RB106@0	18.4
n66_20MHz_15kHz_1745MHz_CP-OFDM 256 QAM_RB106@0	15.32
n66_20MHz_15kHz_1770MHz_DFT-s-OFDM PI/2 BPSK_RB1@1	21.4
n66_20MHz_15kHz_1770MHz_DFT-s-OFDM PI/2 BPSK_RB50@25	21.53
n66_20MHz_15kHz_1770MHz_DFT-s-OFDM PI/2 BPSK_RB1@104	21.43
n66_20MHz_15kHz_1770MHz_DFT-s-OFDM PI/2 BPSK_RB100@0	21.08
n66_20MHz_15kHz_1770MHz_DFT-s-OFDM QPSK_RB1@1	21.41
n66_20MHz_15kHz_1770MHz_DFT-s-OFDM QPSK_RB50@25	21.65

n66_20MHz_15kHz_1770MHz_DFT-s-OFDM QPSK_RB1@104	21.36
n66_20MHz_15kHz_1770MHz_DFT-s-OFDM QPSK_RB100@0	20.58
n66_20MHz_15kHz_1770MHz_DFT-s-OFDM 16 QAM_RB100@0	19.54
n66_20MHz_15kHz_1770MHz_DFT-s-OFDM 64 QAM_RB100@0	19.13
n66_20MHz_15kHz_1770MHz_DFT-s-OFDM 256 QAM_RB100@0	17.21
n66_20MHz_15kHz_1770MHz_CP-OFDM QPSK_RB1@1	20.1
n66_20MHz_15kHz_1770MHz_CP-OFDM QPSK_RB53@26	20.08
n66_20MHz_15kHz_1770MHz_CP-OFDM QPSK_RB1@104	19.8
n66_20MHz_15kHz_1770MHz_CP-OFDM QPSK_RB106@0	18.63
n66_20MHz_15kHz_1770MHz_CP-OFDM 16 QAM_RB106@0	18.71
n66_20MHz_15kHz_1770MHz_CP-OFDM 64 QAM_RB106@0	18.17
n66_20MHz_15kHz_1770MHz_CP-OFDM 256 QAM_RB106@0	15.04
n66_25MHz_15kHz_1722.5MHz_DFT-s-OFDM PI/2 BPSK_RB1@1	21.73
n66_25MHz_15kHz_1722.5MHz_DFT-s-OFDM PI/2 BPSK_RB64@32	21.83
n66_25MHz_15kHz_1722.5MHz_DFT-s-OFDM PI/2 BPSK_RB1@131	21.64
n66_25MHz_15kHz_1722.5MHz_DFT-s-OFDM PI/2 BPSK_RB128@0	21.22
n66_25MHz_15kHz_1722.5MHz_DFT-s-OFDM QPSK_RB1@1	21.62
n66_25MHz_15kHz_1722.5MHz_DFT-s-OFDM QPSK_RB64@32	21.8
n66_25MHz_15kHz_1722.5MHz_DFT-s-OFDM QPSK_RB1@131	21.45
n66_25MHz_15kHz_1722.5MHz_DFT-s-OFDM QPSK_RB128@0	20.77

n66_25MHz_15kHz_1722.5MHz_DFT-s-OFDM 16 QAM_RB128@0	19.69
n66_25MHz_15kHz_1722.5MHz_DFT-s-OFDM 64 QAM_RB128@0	19.29
n66_25MHz_15kHz_1722.5MHz_DFT-s-OFDM 256 QAM_RB128@0	17.27
n66_25MHz_15kHz_1722.5MHz_CP-OFDM QPSK_RB1@1	20.38
n66_25MHz_15kHz_1722.5MHz_CP-OFDM QPSK_RB67@33	20.3
n66_25MHz_15kHz_1722.5MHz_CP-OFDM QPSK_RB1@131	20.18
n66_25MHz_15kHz_1722.5MHz_CP-OFDM QPSK_RB133@0	18.87
n66_25MHz_15kHz_1722.5MHz_CP-OFDM 16 QAM_RB133@0	18.85
n66_25MHz_15kHz_1722.5MHz_CP-OFDM 64 QAM_RB133@0	18.34
n66_25MHz_15kHz_1722.5MHz_CP-OFDM 256 QAM_RB133@0	15.28
n66_25MHz_15kHz_1745MHz_DFT-s-OFDM PI/2 BPSK_RB1@1	21.53
n66_25MHz_15kHz_1745MHz_DFT-s-OFDM PI/2 BPSK_RB64@32	21.67
n66_25MHz_15kHz_1745MHz_DFT-s-OFDM PI/2 BPSK_RB1@131	21.47
n66_25MHz_15kHz_1745MHz_DFT-s-OFDM PI/2 BPSK_RB128@0	21.12
n66_25MHz_15kHz_1745MHz_DFT-s-OFDM QPSK_RB1@1	21.42
n66_25MHz_15kHz_1745MHz_DFT-s-OFDM QPSK_RB64@32	21.67
n66_25MHz_15kHz_1745MHz_DFT-s-OFDM QPSK_RB1@131	21.4
n66_25MHz_15kHz_1745MHz_DFT-s-OFDM QPSK_RB128@0	20.61
n66_25MHz_15kHz_1745MHz_DFT-s-OFDM 16 QAM_RB128@0	19.58
n66_25MHz_15kHz_1745MHz_DFT-s-OFDM 64 QAM_RB128@0	19.2

n66_25MHz_15kHz_1745MHz_DFT-s-OFDM 256 QAM_RB128@0	17.25
n66_25MHz_15kHz_1745MHz_CP-OFDM QPSK_RB1@1	19.97
n66_25MHz_15kHz_1745MHz_CP-OFDM QPSK_RB67@33	20.16
n66_25MHz_15kHz_1745MHz_CP-OFDM QPSK_RB1@131	20.06
n66_25MHz_15kHz_1745MHz_CP-OFDM QPSK_RB133@0	18.73
n66_25MHz_15kHz_1745MHz_CP-OFDM 16 QAM_RB133@0	18.81
n66_25MHz_15kHz_1745MHz_CP-OFDM 64 QAM_RB133@0	18.19
n66_25MHz_15kHz_1745MHz_CP-OFDM 256 QAM_RB133@0	15.17
n66_25MHz_15kHz_1767.5MHz_DFT-s-OFDM PI/2 BPSK_RB1@1	21.38
n66_25MHz_15kHz_1767.5MHz_DFT-s-OFDM PI/2 BPSK_RB64@32	21.56
n66_25MHz_15kHz_1767.5MHz_DFT-s-OFDM PI/2 BPSK_RB1@131	21.4
n66_25MHz_15kHz_1767.5MHz_DFT-s-OFDM PI/2 BPSK_RB128@0	20.97
n66_25MHz_15kHz_1767.5MHz_DFT-s-OFDM QPSK_RB1@1	21.33
n66_25MHz_15kHz_1767.5MHz_DFT-s-OFDM QPSK_RB64@32	21.51
n66_25MHz_15kHz_1767.5MHz_DFT-s-OFDM QPSK_RB1@131	21.28
n66_25MHz_15kHz_1767.5MHz_DFT-s-OFDM QPSK_RB128@0	20.44
n66_25MHz_15kHz_1767.5MHz_DFT-s-OFDM 16 QAM_RB128@0	19.42
n66_25MHz_15kHz_1767.5MHz_DFT-s-OFDM 64 QAM_RB128@0	19.1
n66_25MHz_15kHz_1767.5MHz_DFT-s-OFDM 256 QAM_RB128@0	17.13
n66_25MHz_15kHz_1767.5MHz_CP-OFDM QPSK_RB1@1	19.94

n66_25MHz_15kHz_1767.5MHz_CP-OFDM QPSK_RB67@33	20.07
n66_25MHz_15kHz_1767.5MHz_CP-OFDM QPSK_RB1@131	19.93
n66_25MHz_15kHz_1767.5MHz_CP-OFDM QPSK_RB133@0	18.62
n66_25MHz_15kHz_1767.5MHz_CP-OFDM 16 QAM_RB133@0	18.59
n66_25MHz_15kHz_1767.5MHz_CP-OFDM 64 QAM_RB133@0	18.02
n66_25MHz_15kHz_1767.5MHz_CP-OFDM 256 QAM_RB133@0	15.05
n66_30MHz_15kHz_1725MHz_DFT-s-OFDM PI/2 BPSK_RB1@1	21.57
n66_30MHz_15kHz_1725MHz_DFT-s-OFDM PI/2 BPSK_RB80@40	21.76
n66_30MHz_15kHz_1725MHz_DFT-s-OFDM PI/2 BPSK_RB1@158	21.4
n66_30MHz_15kHz_1725MHz_DFT-s-OFDM PI/2 BPSK_RB160@0	21.17
n66_30MHz_15kHz_1725MHz_DFT-s-OFDM QPSK_RB1@1	21.58
n66_30MHz_15kHz_1725MHz_DFT-s-OFDM QPSK_RB80@40	21.78
n66_30MHz_15kHz_1725MHz_DFT-s-OFDM QPSK_RB1@158	21.28
n66_30MHz_15kHz_1725MHz_DFT-s-OFDM QPSK_RB160@0	20.57
n66_30MHz_15kHz_1725MHz_DFT-s-OFDM 16 QAM_RB160@0	19.58
n66_30MHz_15kHz_1725MHz_DFT-s-OFDM 64 QAM_RB160@0	19.15
n66_30MHz_15kHz_1725MHz_DFT-s-OFDM 256 QAM_RB160@0	17.16
n66_30MHz_15kHz_1725MHz_CP-OFDM QPSK_RB1@1	20.25
n66_30MHz_15kHz_1725MHz_CP-OFDM QPSK_RB80@40	20.24
n66_30MHz_15kHz_1725MHz_CP-OFDM QPSK_RB1@158	19.81

n66_30MHz_15kHz_1725MHz_CP-OFDM QPSK_RB160@0	18.65
n66_30MHz_15kHz_1725MHz_CP-OFDM 16 QAM_RB160@0	18.76
n66_30MHz_15kHz_1725MHz_CP-OFDM 64 QAM_RB160@0	18.16
n66_30MHz_15kHz_1725MHz_CP-OFDM 256 QAM_RB160@0	15.16
n66_30MHz_15kHz_1745MHz_DFT-s-OFDM PI/2 BPSK_RB1@1	21.44
n66_30MHz_15kHz_1745MHz_DFT-s-OFDM PI/2 BPSK_RB80@40	21.61
n66_30MHz_15kHz_1745MHz_DFT-s-OFDM PI/2 BPSK_RB1@158	21.25
n66_30MHz_15kHz_1745MHz_DFT-s-OFDM PI/2 BPSK_RB160@0	21.13
n66_30MHz_15kHz_1745MHz_DFT-s-OFDM QPSK_RB1@1	21.36
n66_30MHz_15kHz_1745MHz_DFT-s-OFDM QPSK_RB80@40	21.61
n66_30MHz_15kHz_1745MHz_DFT-s-OFDM QPSK_RB1@158	21.25
n66_30MHz_15kHz_1745MHz_DFT-s-OFDM QPSK_RB160@0	20.69
n66_30MHz_15kHz_1745MHz_DFT-s-OFDM 16 QAM_RB160@0	19.63
n66_30MHz_15kHz_1745MHz_DFT-s-OFDM 64 QAM_RB160@0	19.34
n66_30MHz_15kHz_1745MHz_DFT-s-OFDM 256 QAM_RB160@0	17.21
n66_30MHz_15kHz_1745MHz_CP-OFDM QPSK_RB1@1	19.82
n66_30MHz_15kHz_1745MHz_CP-OFDM QPSK_RB80@40	20.16
n66_30MHz_15kHz_1745MHz_CP-OFDM QPSK_RB1@158	19.83
n66_30MHz_15kHz_1745MHz_CP-OFDM QPSK_RB160@0	18.82
n66_30MHz_15kHz_1745MHz_CP-OFDM 16 QAM_RB160@0	18.74

n66_30MHz_15kHz_1745MHz_CP-OFDM 64 QAM_RB160@0	18.33
n66_30MHz_15kHz_1745MHz_CP-OFDM 256 QAM_RB160@0	15.22
n66_30MHz_15kHz_1765MHz_DFT-s-OFDM PI/2 BPSK_RB1@1	21.23
n66_30MHz_15kHz_1765MHz_DFT-s-OFDM PI/2 BPSK_RB80@40	21.5
n66_30MHz_15kHz_1765MHz_DFT-s-OFDM PI/2 BPSK_RB1@158	21.19
n66_30MHz_15kHz_1765MHz_DFT-s-OFDM PI/2 BPSK_RB160@0	20.86
n66_30MHz_15kHz_1765MHz_DFT-s-OFDM QPSK_RB1@1	21.17
n66_30MHz_15kHz_1765MHz_DFT-s-OFDM QPSK_RB80@40	21.55
n66_30MHz_15kHz_1765MHz_DFT-s-OFDM QPSK_RB1@158	21.16
n66_30MHz_15kHz_1765MHz_DFT-s-OFDM QPSK_RB160@0	20.35
n66_30MHz_15kHz_1765MHz_DFT-s-OFDM 16 QAM_RB160@0	19.38
n66_30MHz_15kHz_1765MHz_DFT-s-OFDM 64 QAM_RB160@0	18.95
n66_30MHz_15kHz_1765MHz_DFT-s-OFDM 256 QAM_RB160@0	16.92
n66_30MHz_15kHz_1765MHz_CP-OFDM QPSK_RB1@1	19.97
n66_30MHz_15kHz_1765MHz_CP-OFDM QPSK_RB80@40	20.04
n66_30MHz_15kHz_1765MHz_CP-OFDM QPSK_RB1@158	19.7
n66_30MHz_15kHz_1765MHz_CP-OFDM QPSK_RB160@0	18.53
n66_30MHz_15kHz_1765MHz_CP-OFDM 16 QAM_RB160@0	18.54
n66_30MHz_15kHz_1765MHz_CP-OFDM 64 QAM_RB160@0	18.01
n66_30MHz_15kHz_1765MHz_CP-OFDM 256 QAM_RB160@0	14.98



n66_40MHz_15kHz_1730MHz_DFT-s-OFDM PI/2 BPSK_RB1@1	21.35
n66_40MHz_15kHz_1730MHz_DFT-s-OFDM PI/2 BPSK_RB108@54	21.71
n66_40MHz_15kHz_1730MHz_DFT-s-OFDM PI/2 BPSK_RB1@214	21.14
n66_40MHz_15kHz_1730MHz_DFT-s-OFDM PI/2 BPSK_RB216@0	20.97
n66_40MHz_15kHz_1730MHz_DFT-s-OFDM QPSK_RB1@1	21.37
n66_40MHz_15kHz_1730MHz_DFT-s-OFDM QPSK_RB108@54	21.77
n66_40MHz_15kHz_1730MHz_DFT-s-OFDM QPSK_RB1@214	21.02
n66_40MHz_15kHz_1730MHz_DFT-s-OFDM QPSK_RB216@0	20.41
n66_40MHz_15kHz_1730MHz_DFT-s-OFDM 16 QAM_RB216@0	19.41
n66_40MHz_15kHz_1730MHz_DFT-s-OFDM 64 QAM_RB216@0	19.1
n66_40MHz_15kHz_1730MHz_DFT-s-OFDM 256 QAM_RB216@0	17.05
n66_40MHz_15kHz_1730MHz_CP-OFDM QPSK_RB1@1	20.04
n66_40MHz_15kHz_1730MHz_CP-OFDM QPSK_RB108@54	20.18
n66_40MHz_15kHz_1730MHz_CP-OFDM QPSK_RB1@214	19.64
n66_40MHz_15kHz_1730MHz_CP-OFDM QPSK_RB216@0	19.06
n66_40MHz_15kHz_1730MHz_CP-OFDM 16 QAM_RB216@0	18.54
n66_40MHz_15kHz_1730MHz_CP-OFDM 64 QAM_RB216@0	17.97
n66_40MHz_15kHz_1730MHz_CP-OFDM 256 QAM_RB216@0	15
n66_40MHz_15kHz_1745MHz_DFT-s-OFDM PI/2 BPSK_RB1@1	21.26
n66_40MHz_15kHz_1745MHz_DFT-s-OFDM PI/2 BPSK_RB108@54	21.63

n66_40MHz_15kHz_1745MHz_DFT-s-OFDM PI/2 BPSK_RB1@214	21.06
n66_40MHz_15kHz_1745MHz_DFT-s-OFDM PI/2 BPSK_RB216@0	21.23
n66_40MHz_15kHz_1745MHz_DFT-s-OFDM QPSK_RB1@1	21.19
n66_40MHz_15kHz_1745MHz_DFT-s-OFDM QPSK_RB108@54	21.62
n66_40MHz_15kHz_1745MHz_DFT-s-OFDM QPSK_RB1@214	20.9
n66_40MHz_15kHz_1745MHz_DFT-s-OFDM QPSK_RB216@0	20.69
n66_40MHz_15kHz_1745MHz_DFT-s-OFDM 16 QAM_RB216@0	19.73
n66_40MHz_15kHz_1745MHz_DFT-s-OFDM 64 QAM_RB216@0	19.43
n66_40MHz_15kHz_1745MHz_DFT-s-OFDM 256 QAM_RB216@0	17.43
n66_40MHz_15kHz_1745MHz_CP-OFDM QPSK_RB1@1	19.96
n66_40MHz_15kHz_1745MHz_CP-OFDM QPSK_RB108@54	20.17
n66_40MHz_15kHz_1745MHz_CP-OFDM QPSK_RB1@214	19.51
n66_40MHz_15kHz_1745MHz_CP-OFDM QPSK_RB216@0	18.86
n66_40MHz_15kHz_1745MHz_CP-OFDM 16 QAM_RB216@0	18.94
n66_40MHz_15kHz_1745MHz_CP-OFDM 64 QAM_RB216@0	18.39
n66_40MHz_15kHz_1745MHz_CP-OFDM 256 QAM_RB216@0	15.37
n66_40MHz_15kHz_1760MHz_DFT-s-OFDM PI/2 BPSK_RB1@1	21.08
n66_40MHz_15kHz_1760MHz_DFT-s-OFDM PI/2 BPSK_RB108@54	21.5
n66_40MHz_15kHz_1760MHz_DFT-s-OFDM PI/2 BPSK_RB1@214	20.97
n66_40MHz_15kHz_1760MHz_DFT-s-OFDM PI/2 BPSK_RB216@0	20.77

n66_40MHz_15kHz_1760MHz_DFT-s-OFDM QPSK_RB1@1	21.03
n66_40MHz_15kHz_1760MHz_DFT-s-OFDM QPSK_RB108@54	21.53
n66_40MHz_15kHz_1760MHz_DFT-s-OFDM QPSK_RB1@214	20.92
n66_40MHz_15kHz_1760MHz_DFT-s-OFDM QPSK_RB216@0	20.27
n66_40MHz_15kHz_1760MHz_DFT-s-OFDM 16 QAM_RB216@0	19.24
n66_40MHz_15kHz_1760MHz_DFT-s-OFDM 64 QAM_RB216@0	18.95
n66_40MHz_15kHz_1760MHz_DFT-s-OFDM 256 QAM_RB216@0	16.91
n66_40MHz_15kHz_1760MHz_CP-OFDM QPSK_RB1@1	19.54
n66_40MHz_15kHz_1760MHz_CP-OFDM QPSK_RB108@54	20.04
n66_40MHz_15kHz_1760MHz_CP-OFDM QPSK_RB1@214	19.57
n66_40MHz_15kHz_1760MHz_CP-OFDM QPSK_RB216@0	18.44
n66_40MHz_15kHz_1760MHz_CP-OFDM 16 QAM_RB216@0	18.46
n66_40MHz_15kHz_1760MHz_CP-OFDM 64 QAM_RB216@0	17.85
n66_40MHz_15kHz_1760MHz_CP-OFDM 256 QAM_RB216@0	14.9
n71_5MHz_15kHz_665.5MHz_DFT-s-OFDM PI/2 BPSK_RB1@1	22.3
n71_5MHz_15kHz_665.5MHz_DFT-s-OFDM PI/2 BPSK_RB12@6	22.38
n71_5MHz_15kHz_665.5MHz_DFT-s-OFDM PI/2 BPSK_RB1@23	22.38
n71_5MHz_15kHz_665.5MHz_DFT-s-OFDM PI/2 BPSK_RB25@0	21.79
n71_5MHz_15kHz_665.5MHz_DFT-s-OFDM QPSK_RB1@1	22.24
n71_5MHz_15kHz_665.5MHz_DFT-s-OFDM QPSK_RB12@6	22.34

n71_5MHz_15kHz_665.5MHz_DFT-s-OFDM QPSK_RB1@23	22.25
n71_5MHz_15kHz_665.5MHz_DFT-s-OFDM QPSK_RB25@0	21.25
n71_5MHz_15kHz_665.5MHz_DFT-s-OFDM 16 QAM_RB25@0	20.21
n71_5MHz_15kHz_665.5MHz_DFT-s-OFDM 64 QAM_RB25@0	19.72
n71_5MHz_15kHz_665.5MHz_DFT-s-OFDM 256 QAM_RB25@0	17.85
n71_5MHz_15kHz_665.5MHz_CP-OFDM QPSK_RB1@1	20.93
n71_5MHz_15kHz_665.5MHz_CP-OFDM QPSK_RB13@6	20.79
n71_5MHz_15kHz_665.5MHz_CP-OFDM QPSK_RB1@23	20.95
n71_5MHz_15kHz_665.5MHz_CP-OFDM QPSK_RB25@0	19.4
n71_5MHz_15kHz_665.5MHz_CP-OFDM 16 QAM_RB25@0	19.29
n71_5MHz_15kHz_665.5MHz_CP-OFDM 64 QAM_RB25@0	18.71
n71_5MHz_15kHz_665.5MHz_CP-OFDM 256 QAM_RB25@0	15.79
n71_5MHz_15kHz_680.5MHz_DFT-s-OFDM PI/2 BPSK_RB1@1	22.28
n71_5MHz_15kHz_680.5MHz_DFT-s-OFDM PI/2 BPSK_RB12@6	22.39
n71_5MHz_15kHz_680.5MHz_DFT-s-OFDM PI/2 BPSK_RB1@23	22.33
n71_5MHz_15kHz_680.5MHz_DFT-s-OFDM PI/2 BPSK_RB25@0	21.86
n71_5MHz_15kHz_680.5MHz_DFT-s-OFDM QPSK_RB1@1	22.21
n71_5MHz_15kHz_680.5MHz_DFT-s-OFDM QPSK_RB12@6	22.34
n71_5MHz_15kHz_680.5MHz_DFT-s-OFDM QPSK_RB1@23	22.25
n71_5MHz_15kHz_680.5MHz_DFT-s-OFDM QPSK_RB25@0	21.37

n71_5MHz_15kHz_680.5MHz_DFT-s-OFDM 16 QAM_RB25@0	20.28
n71_5MHz_15kHz_680.5MHz_DFT-s-OFDM 64 QAM_RB25@0	19.76
n71_5MHz_15kHz_680.5MHz_DFT-s-OFDM 256 QAM_RB25@0	18.02
n71_5MHz_15kHz_680.5MHz_CP-OFDM QPSK_RB1@1	20.97
n71_5MHz_15kHz_680.5MHz_CP-OFDM QPSK_RB13@6	20.86
n71_5MHz_15kHz_680.5MHz_CP-OFDM QPSK_RB1@23	20.89
n71_5MHz_15kHz_680.5MHz_CP-OFDM QPSK_RB25@0	19.39
n71_5MHz_15kHz_680.5MHz_CP-OFDM 16 QAM_RB25@0	19.44
n71_5MHz_15kHz_680.5MHz_CP-OFDM 64 QAM_RB25@0	18.75
n71_5MHz_15kHz_680.5MHz_CP-OFDM 256 QAM_RB25@0	15.94
n71_5MHz_15kHz_695.5MHz_DFT-s-OFDM PI/2 BPSK_RB1@1	22.27
n71_5MHz_15kHz_695.5MHz_DFT-s-OFDM PI/2 BPSK_RB12@6	22.4
n71_5MHz_15kHz_695.5MHz_DFT-s-OFDM PI/2 BPSK_RB1@23	22.41
n71_5MHz_15kHz_695.5MHz_DFT-s-OFDM PI/2 BPSK_RB25@0	21.81
n71_5MHz_15kHz_695.5MHz_DFT-s-OFDM QPSK_RB1@1	22.3
n71_5MHz_15kHz_695.5MHz_DFT-s-OFDM QPSK_RB12@6	22.36
n71_5MHz_15kHz_695.5MHz_DFT-s-OFDM QPSK_RB1@23	22.33
n71_5MHz_15kHz_695.5MHz_DFT-s-OFDM QPSK_RB25@0	21.3
n71_5MHz_15kHz_695.5MHz_DFT-s-OFDM 16 QAM_RB25@0	20.35
n71_5MHz_15kHz_695.5MHz_DFT-s-OFDM 64 QAM_RB25@0	19.84

n71_5MHz_15kHz_695.5MHz_DFT-s-OFDM 256 QAM_RB25@0	17.95
n71_5MHz_15kHz_695.5MHz_CP-OFDM QPSK_RB1@1	20.91
n71_5MHz_15kHz_695.5MHz_CP-OFDM QPSK_RB13@6	20.83
n71_5MHz_15kHz_695.5MHz_CP-OFDM QPSK_RB1@23	20.91
n71_5MHz_15kHz_695.5MHz_CP-OFDM QPSK_RB25@0	19.28
n71_5MHz_15kHz_695.5MHz_CP-OFDM 16 QAM_RB25@0	19.33
n71_5MHz_15kHz_695.5MHz_CP-OFDM 64 QAM_RB25@0	18.8
n71_5MHz_15kHz_695.5MHz_CP-OFDM 256 QAM_RB25@0	15.93
n71_10MHz_15kHz_668MHz_DFT-s-OFDM PI/2 BPSK_RB1@1	22.03
n71_10MHz_15kHz_668MHz_DFT-s-OFDM PI/2 BPSK_RB25@12	22.12
n71_10MHz_15kHz_668MHz_DFT-s-OFDM PI/2 BPSK_RB1@50	22.11
n71_10MHz_15kHz_668MHz_DFT-s-OFDM PI/2 BPSK_RB50@0	21.51
n71_10MHz_15kHz_668MHz_DFT-s-OFDM QPSK_RB1@1	22.05
n71_10MHz_15kHz_668MHz_DFT-s-OFDM QPSK_RB25@12	22.17
n71_10MHz_15kHz_668MHz_DFT-s-OFDM QPSK_RB1@50	22.07
n71_10MHz_15kHz_668MHz_DFT-s-OFDM QPSK_RB50@0	21.05
n71_10MHz_15kHz_668MHz_DFT-s-OFDM 16 QAM_RB50@0	20.03
n71_10MHz_15kHz_668MHz_DFT-s-OFDM 64 QAM_RB50@0	19.59
n71_10MHz_15kHz_668MHz_DFT-s-OFDM 256 QAM_RB50@0	17.58
n71_10MHz_15kHz_668MHz_CP-OFDM QPSK_RB1@1	20.49

n71_10MHz_15kHz_668MHz_CP-OFDM QPSK_RB26@13	20.6
n71_10MHz_15kHz_668MHz_CP-OFDM QPSK_RB1@50	20.65
n71_10MHz_15kHz_668MHz_CP-OFDM QPSK_RB52@0	19.16
n71_10MHz_15kHz_668MHz_CP-OFDM 16 QAM_RB52@0	19.02
n71_10MHz_15kHz_668MHz_CP-OFDM 64 QAM_RB52@0	18.67
n71_10MHz_15kHz_668MHz_CP-OFDM 256 QAM_RB52@0	15.54
n71_10MHz_15kHz_680.5MHz_DFT-s-OFDM PI/2 BPSK_RB1@1	22.13
n71_10MHz_15kHz_680.5MHz_DFT-s-OFDM PI/2 BPSK_RB25@12	22.23
n71_10MHz_15kHz_680.5MHz_DFT-s-OFDM PI/2 BPSK_RB1@50	22.11
n71_10MHz_15kHz_680.5MHz_DFT-s-OFDM PI/2 BPSK_RB50@0	21.61
n71_10MHz_15kHz_680.5MHz_DFT-s-OFDM QPSK_RB1@1	22.1
n71_10MHz_15kHz_680.5MHz_DFT-s-OFDM QPSK_RB25@12	22.22
n71_10MHz_15kHz_680.5MHz_DFT-s-OFDM QPSK_RB1@50	22.05
n71_10MHz_15kHz_680.5MHz_DFT-s-OFDM QPSK_RB50@0	21.15
n71_10MHz_15kHz_680.5MHz_DFT-s-OFDM 16 QAM_RB50@0	20.17
n71_10MHz_15kHz_680.5MHz_DFT-s-OFDM 64 QAM_RB50@0	19.62
n71_10MHz_15kHz_680.5MHz_DFT-s-OFDM 256 QAM_RB50@0	17.71
n71_10MHz_15kHz_680.5MHz_CP-OFDM QPSK_RB1@1	20.7
n71_10MHz_15kHz_680.5MHz_CP-OFDM QPSK_RB26@13	20.65
n71_10MHz_15kHz_680.5MHz_CP-OFDM QPSK_RB1@50	20.58

n71_10MHz_15kHz_680.5MHz_CP-OFDM QPSK_RB52@0	19.2
n71_10MHz_15kHz_680.5MHz_CP-OFDM 16 QAM_RB52@0	19.1
n71_10MHz_15kHz_680.5MHz_CP-OFDM 64 QAM_RB52@0	18.76
n71_10MHz_15kHz_680.5MHz_CP-OFDM 256 QAM_RB52@0	15.62
n71_10MHz_15kHz_693MHz_DFT-s-OFDM PI/2 BPSK_RB1@1	22.07
n71_10MHz_15kHz_693MHz_DFT-s-OFDM PI/2 BPSK_RB25@12	22.17
n71_10MHz_15kHz_693MHz_DFT-s-OFDM PI/2 BPSK_RB1@50	22.11
n71_10MHz_15kHz_693MHz_DFT-s-OFDM PI/2 BPSK_RB50@0	21.69
n71_10MHz_15kHz_693MHz_DFT-s-OFDM QPSK_RB1@1	22.03
n71_10MHz_15kHz_693MHz_DFT-s-OFDM QPSK_RB25@12	22.24
n71_10MHz_15kHz_693MHz_DFT-s-OFDM QPSK_RB1@50	22.06
n71_10MHz_15kHz_693MHz_DFT-s-OFDM QPSK_RB50@0	21.16
n71_10MHz_15kHz_693MHz_DFT-s-OFDM 16 QAM_RB50@0	20.16
n71_10MHz_15kHz_693MHz_DFT-s-OFDM 64 QAM_RB50@0	19.64
n71_10MHz_15kHz_693MHz_DFT-s-OFDM 256 QAM_RB50@0	17.64
n71_10MHz_15kHz_693MHz_CP-OFDM QPSK_RB1@1	20.68
n71_10MHz_15kHz_693MHz_CP-OFDM QPSK_RB26@13	20.68
n71_10MHz_15kHz_693MHz_CP-OFDM QPSK_RB1@50	20.82
n71_10MHz_15kHz_693MHz_CP-OFDM QPSK_RB52@0	19.09
n71_10MHz_15kHz_693MHz_CP-OFDM 16 QAM_RB52@0	19.11



n71_10MHz_15kHz_693MHz_CP-OFDM 64 QAM_RB52@0	18.79
n71_10MHz_15kHz_693MHz_CP-OFDM 256 QAM_RB52@0	15.68
n71_15MHz_15kHz_670.5MHz_DFT-s-OFDM PI/2 BPSK_RB1@1	22.18
n71_15MHz_15kHz_670.5MHz_DFT-s-OFDM PI/2 BPSK_RB36@18	22.39
n71_15MHz_15kHz_670.5MHz_DFT-s-OFDM PI/2 BPSK_RB1@77	22.23
n71_15MHz_15kHz_670.5MHz_DFT-s-OFDM PI/2 BPSK_RB75@0	21.94
n71_15MHz_15kHz_670.5MHz_DFT-s-OFDM QPSK_RB1@1	22.17
n71_15MHz_15kHz_670.5MHz_DFT-s-OFDM QPSK_RB36@18	22.43
n71_15MHz_15kHz_670.5MHz_DFT-s-OFDM QPSK_RB1@77	22.18
n71_15MHz_15kHz_670.5MHz_DFT-s-OFDM QPSK_RB75@0	21.35
n71_15MHz_15kHz_670.5MHz_DFT-s-OFDM 16 QAM_RB75@0	20.38
n71_15MHz_15kHz_670.5MHz_DFT-s-OFDM 64 QAM_RB75@0	19.91
n71_15MHz_15kHz_670.5MHz_DFT-s-OFDM 256 QAM_RB75@0	17.99
n71_15MHz_15kHz_670.5MHz_CP-OFDM QPSK_RB1@1	20.8
n71_15MHz_15kHz_670.5MHz_CP-OFDM QPSK_RB39@19	20.83
n71_15MHz_15kHz_670.5MHz_CP-OFDM QPSK_RB1@77	20.84
n71_15MHz_15kHz_670.5MHz_CP-OFDM QPSK_RB79@0	19.44
n71_15MHz_15kHz_670.5MHz_CP-OFDM 16 QAM_RB79@0	19.53
n71_15MHz_15kHz_670.5MHz_CP-OFDM 64 QAM_RB79@0	18.94
n71_15MHz_15kHz_670.5MHz_CP-OFDM 256 QAM_RB79@0	15.97

n71_15MHz_15kHz_680.5MHz_DFT-s-OFDM PI/2 BPSK_RB1@1	22.25
n71_15MHz_15kHz_680.5MHz_DFT-s-OFDM PI/2 BPSK_RB36@18	22.36
n71_15MHz_15kHz_680.5MHz_DFT-s-OFDM PI/2 BPSK_RB1@77	22.18
n71_15MHz_15kHz_680.5MHz_DFT-s-OFDM PI/2 BPSK_RB75@0	21.76
n71_15MHz_15kHz_680.5MHz_DFT-s-OFDM QPSK_RB1@1	22.16
n71_15MHz_15kHz_680.5MHz_DFT-s-OFDM QPSK_RB36@18	22.32
n71_15MHz_15kHz_680.5MHz_DFT-s-OFDM QPSK_RB1@77	22.13
n71_15MHz_15kHz_680.5MHz_DFT-s-OFDM QPSK_RB75@0	21.32
n71_15MHz_15kHz_680.5MHz_DFT-s-OFDM 16 QAM_RB75@0	20.31
n71_15MHz_15kHz_680.5MHz_DFT-s-OFDM 64 QAM_RB75@0	19.84
n71_15MHz_15kHz_680.5MHz_DFT-s-OFDM 256 QAM_RB75@0	17.82
n71_15MHz_15kHz_680.5MHz_CP-OFDM QPSK_RB1@1	20.84
n71_15MHz_15kHz_680.5MHz_CP-OFDM QPSK_RB39@19	20.86
n71_15MHz_15kHz_680.5MHz_CP-OFDM QPSK_RB1@77	20.77
n71_15MHz_15kHz_680.5MHz_CP-OFDM QPSK_RB79@0	19.41
n71_15MHz_15kHz_680.5MHz_CP-OFDM 16 QAM_RB79@0	19.41
n71_15MHz_15kHz_680.5MHz_CP-OFDM 64 QAM_RB79@0	18.94
n71_15MHz_15kHz_680.5MHz_CP-OFDM 256 QAM_RB79@0	15.81
n71_15MHz_15kHz_690.5MHz_DFT-s-OFDM PI/2 BPSK_RB1@1	22.19
n71_15MHz_15kHz_690.5MHz_DFT-s-OFDM PI/2 BPSK_RB36@18	22.37

n71_15MHz_15kHz_690.5MHz_DFT-s-OFDM PI/2 BPSK_RB1@77	22.37
n71_15MHz_15kHz_690.5MHz_DFT-s-OFDM PI/2 BPSK_RB75@0	21.92
n71_15MHz_15kHz_690.5MHz_DFT-s-OFDM QPSK_RB1@1	22.27
n71_15MHz_15kHz_690.5MHz_DFT-s-OFDM QPSK_RB36@18	22.38
n71_15MHz_15kHz_690.5MHz_DFT-s-OFDM QPSK_RB1@77	22.3
n71_15MHz_15kHz_690.5MHz_DFT-s-OFDM QPSK_RB75@0	21.36
n71_15MHz_15kHz_690.5MHz_DFT-s-OFDM 16 QAM_RB75@0	20.38
n71_15MHz_15kHz_690.5MHz_DFT-s-OFDM 64 QAM_RB75@0	19.98
n71_15MHz_15kHz_690.5MHz_DFT-s-OFDM 256 QAM_RB75@0	17.91
n71_15MHz_15kHz_690.5MHz_CP-OFDM QPSK_RB1@1	20.81
n71_15MHz_15kHz_690.5MHz_CP-OFDM QPSK_RB39@19	20.82
n71_15MHz_15kHz_690.5MHz_CP-OFDM QPSK_RB1@77	20.85
n71_15MHz_15kHz_690.5MHz_CP-OFDM QPSK_RB79@0	19.38
n71_15MHz_15kHz_690.5MHz_CP-OFDM 16 QAM_RB79@0	19.36
n71_15MHz_15kHz_690.5MHz_CP-OFDM 64 QAM_RB79@0	18.95
n71_15MHz_15kHz_690.5MHz_CP-OFDM 256 QAM_RB79@0	15.9
n71_20MHz_15kHz_673MHz_DFT-s-OFDM PI/2 BPSK_RB1@1	22.12
n71_20MHz_15kHz_673MHz_DFT-s-OFDM PI/2 BPSK_RB50@25	22.39
n71_20MHz_15kHz_673MHz_DFT-s-OFDM PI/2 BPSK_RB1@104	22.26
n71_20MHz_15kHz_673MHz_DFT-s-OFDM PI/2 BPSK_RB100@0	21.96

n71_20MHz_15kHz_673MHz_DFT-s-OFDM QPSK_RB1@1	22.09
n71_20MHz_15kHz_673MHz_DFT-s-OFDM QPSK_RB50@25	22.47
n71_20MHz_15kHz_673MHz_DFT-s-OFDM QPSK_RB1@104	22.18
n71_20MHz_15kHz_673MHz_DFT-s-OFDM QPSK_RB100@0	21.46
n71_20MHz_15kHz_673MHz_DFT-s-OFDM 16 QAM_RB100@0	20.45
n71_20MHz_15kHz_673MHz_DFT-s-OFDM 64 QAM_RB100@0	19.89
n71_20MHz_15kHz_673MHz_DFT-s-OFDM 256 QAM_RB100@0	17.96
n71_20MHz_15kHz_673MHz_CP-OFDM QPSK_RB1@1	20.74
n71_20MHz_15kHz_673MHz_CP-OFDM QPSK_RB53@26	20.84
n71_20MHz_15kHz_673MHz_CP-OFDM QPSK_RB1@104	20.88
n71_20MHz_15kHz_673MHz_CP-OFDM QPSK_RB106@0	19.6
n71_20MHz_15kHz_673MHz_CP-OFDM 16 QAM_RB106@0	19.51
n71_20MHz_15kHz_673MHz_CP-OFDM 64 QAM_RB106@0	19.02
n71_20MHz_15kHz_673MHz_CP-OFDM 256 QAM_RB106@0	15.96
n71_20MHz_15kHz_680.5MHz_DFT-s-OFDM PI/2 BPSK_RB1@1	22.24
n71_20MHz_15kHz_680.5MHz_DFT-s-OFDM PI/2 BPSK_RB50@25	22.36
n71_20MHz_15kHz_680.5MHz_DFT-s-OFDM PI/2 BPSK_RB1@104	22.3
n71_20MHz_15kHz_680.5MHz_DFT-s-OFDM PI/2 BPSK_RB100@0	21.69
n71_20MHz_15kHz_680.5MHz_DFT-s-OFDM QPSK_RB1@1	22.14
n71_20MHz_15kHz_680.5MHz_DFT-s-OFDM QPSK_RB50@25	22.38

n71_20MHz_15kHz_680.5MHz_DFT-s-OFDM QPSK_RB1@104	22.15
n71_20MHz_15kHz_680.5MHz_DFT-s-OFDM QPSK_RB100@0	21.26
n71_20MHz_15kHz_680.5MHz_DFT-s-OFDM 16 QAM_RB100@0	20.22
n71_20MHz_15kHz_680.5MHz_DFT-s-OFDM 64 QAM_RB100@0	19.71
n71_20MHz_15kHz_680.5MHz_DFT-s-OFDM 256 QAM_RB100@0	17.77
n71_20MHz_15kHz_680.5MHz_CP-OFDM QPSK_RB1@1	20.85
n71_20MHz_15kHz_680.5MHz_CP-OFDM QPSK_RB53@26	20.8
n71_20MHz_15kHz_680.5MHz_CP-OFDM QPSK_RB1@104	20.84
n71_20MHz_15kHz_680.5MHz_CP-OFDM QPSK_RB106@0	19.29
n71_20MHz_15kHz_680.5MHz_CP-OFDM 16 QAM_RB106@0	19.32
n71_20MHz_15kHz_680.5MHz_CP-OFDM 64 QAM_RB106@0	18.72
n71_20MHz_15kHz_680.5MHz_CP-OFDM 256 QAM_RB106@0	15.72
n71_20MHz_15kHz_688MHz_DFT-s-OFDM PI/2 BPSK_RB1@1	22.19
n71_20MHz_15kHz_688MHz_DFT-s-OFDM PI/2 BPSK_RB50@25	22.42
n71_20MHz_15kHz_688MHz_DFT-s-OFDM PI/2 BPSK_RB1@104	22.32
n71_20MHz_15kHz_688MHz_DFT-s-OFDM PI/2 BPSK_RB100@0	21.93
n71_20MHz_15kHz_688MHz_DFT-s-OFDM QPSK_RB1@1	22.16
n71_20MHz_15kHz_688MHz_DFT-s-OFDM QPSK_RB50@25	22.45
n71_20MHz_15kHz_688MHz_DFT-s-OFDM QPSK_RB1@104	22.24
n71_20MHz_15kHz_688MHz_DFT-s-OFDM QPSK_RB100@0	21.48

n71_20MHz_15kHz_688MHz_DFT-s-OFDM 16 QAM_RB100@0	20.52
n71_20MHz_15kHz_688MHz_DFT-s-OFDM 64 QAM_RB100@0	19.88
n71_20MHz_15kHz_688MHz_DFT-s-OFDM 256 QAM_RB100@0	18.01
n71_20MHz_15kHz_688MHz_CP-OFDM QPSK_RB1@1	20.78
n71_20MHz_15kHz_688MHz_CP-OFDM QPSK_RB53@26	20.88
n71_20MHz_15kHz_688MHz_CP-OFDM QPSK_RB1@104	20.78
n71_20MHz_15kHz_688MHz_CP-OFDM QPSK_RB106@0	19.38
n71_20MHz_15kHz_688MHz_CP-OFDM 16 QAM_RB106@0	19.42
n71_20MHz_15kHz_688MHz_CP-OFDM 64 QAM_RB106@0	19.01
n71_20MHz_15kHz_688MHz_CP-OFDM 256 QAM_RB106@0	15.96

**Wi-Fi 2.4G:**

Mode	Channel frequency (MHz)	Data Rate	Conducted Average Output Power(dBm)
802.11b	2412	1Mbps	12.90
	2442		12.85
	2472		12.72
802.11g	2412	6Mbps	11.90
	2442		11.54
	2472		11.68
802.11n HT20	2412	MCS0	11.87
	2442		11.73
	2472		11.68
802.11n HT40	2422	MCS0	11.84
	2442		12.20
	2462		11.75

**Bluetooth:**

Mode	Channel frequency (MHz)	RF Output Power (dBm)
BDR(GFSK)	2402	3.67
	2441	3.96
	2480	3.83
EDR( $\pi/4$ -DQPSK)	2402	2.74
	2441	3.04
	2480	3.01
EDR(8DPSK)	2402	2.95
	2441	3.08
	2480	3.09
BLE_1M	2402	-2.16
	2440	-2.09
	2480	-2.46
BLE_2M	2402	-2.19
	2440	-2.33
	2480	-2.43

**WLAN(5150MHz-5250MHz):**

Frequency (MHz)	Conducted Average Output Power (dBm)
802.11a	
5180	10.77
5200	10.87
5240	10.22
802.11n20	
5180	10.25
5200	9.92
5240	10.48
802.11n40	
5190	9.74
5230	10.11
802.11ac20	
5180	9.73
5200	9.64
5240	10.61
802.11ac40	
5190	10.41
5230	10.35
802.11ac80	
5210	10.48

**WLAN(5725MHz-5850MHz):**

Frequency (MHz)	Conducted Average Output Power (dBm)
802.11a	
5745	8.49
5785	8.41
5825	8.15
802.11n20	
5745	7.47
5785	8.03
5825	7.98
802.11n40	
5755	7.70
5795	7.74
802.11ac20	
5745	7.46
5785	7.03
5825	7.13
802.11ac40	
5755	8.80
5795	7.81
802.11ac80	
5775	7.99

**Duty Cycle****(2.4G Wi-Fi&BLE):**

Mode	Duty Cycle (%)
802.11b	99.63
802.11g	97.48
802.11n-HT20	97.16
802.11n-HT40	94.74
BLE_1M	85.03
BLE_2M	57.03



**5150 MHz – 5250 MHz:**

<b>Mode</b>	<b>Duty Cycle (%)</b>
802.11a	97.34
802.11n20	97.16
802.11n40	94.74
802.11ac20	97.33
802.11ac40	94.62
802.11ac80	90.25

**5725 MHz – 5850 MHz:**


<b>Mode</b>	<b>Duty Cycle (%)</b>
<b>802.11a</b>	97.41
<b>802.11n20</b>	97.16
<b>802.11n40</b>	94.74
<b>802.11ac20</b>	97.18
<b>802.11ac40</b>	94.62
<b>802.11ac80</b>	90.00

## Standalone SAR test exclusion considerations

### Antennas Location:

Top

Right



Left

Bottom

Back View

<b>Band</b>	<b>TX</b>	<b>RX</b>
GSM 850	ANT0	ANT1
GSM 1900	ANT1	ANT0
WCDMA BAND 2	ANT1	ANT0
WCDMA BAND 2	ANT1	ANT0
WCDMA BAND 2	ANT0	ANT1

<b>Band</b>		<b>TX</b>	<b>RX</b>
LTE Band 2	N2	ANT1	ANT0
LTE Band 4		ANT1	ANT0
LTE Band 5	N5	ANT0	ANT1
LTE Band 7		ANT1	ANT0
LTE Band 12		ANT0	ANT1
LTE Band 13		ANT0	ANT1
LTE Band 17		ANT0	ANT1
LTE Band 25	N25	ANT1	ANT0
LTE Band 26		ANT0	ANT1
LTE Band 41	N41	ANT1	ANT4
LTE Band 66	N66	ANT1	ANT0
LTE Band 71	N71	ANT0	ANT1

<b>EN-DC</b>		<b>TX</b>	<b>RX</b>
B2-N41	B2	ANT0	ANT2
	N41	ANT1	ANT4
B2-N71	B2	ANT1	ANT2
	N71	ANT0	ANT2
B12-N2	B12	ANT0	ANT2
	N2	ANT1	ANT2
B12-N66	B12	ANT0	ANT2
	N66	ANT1	ANT2
B66-N41	B66	ANT0	ANT2
	N41	ANT1	ANT4
B66-N71	B66	ANT1	ANT2
	N71	ANT0	ANT2

**NOTE:**

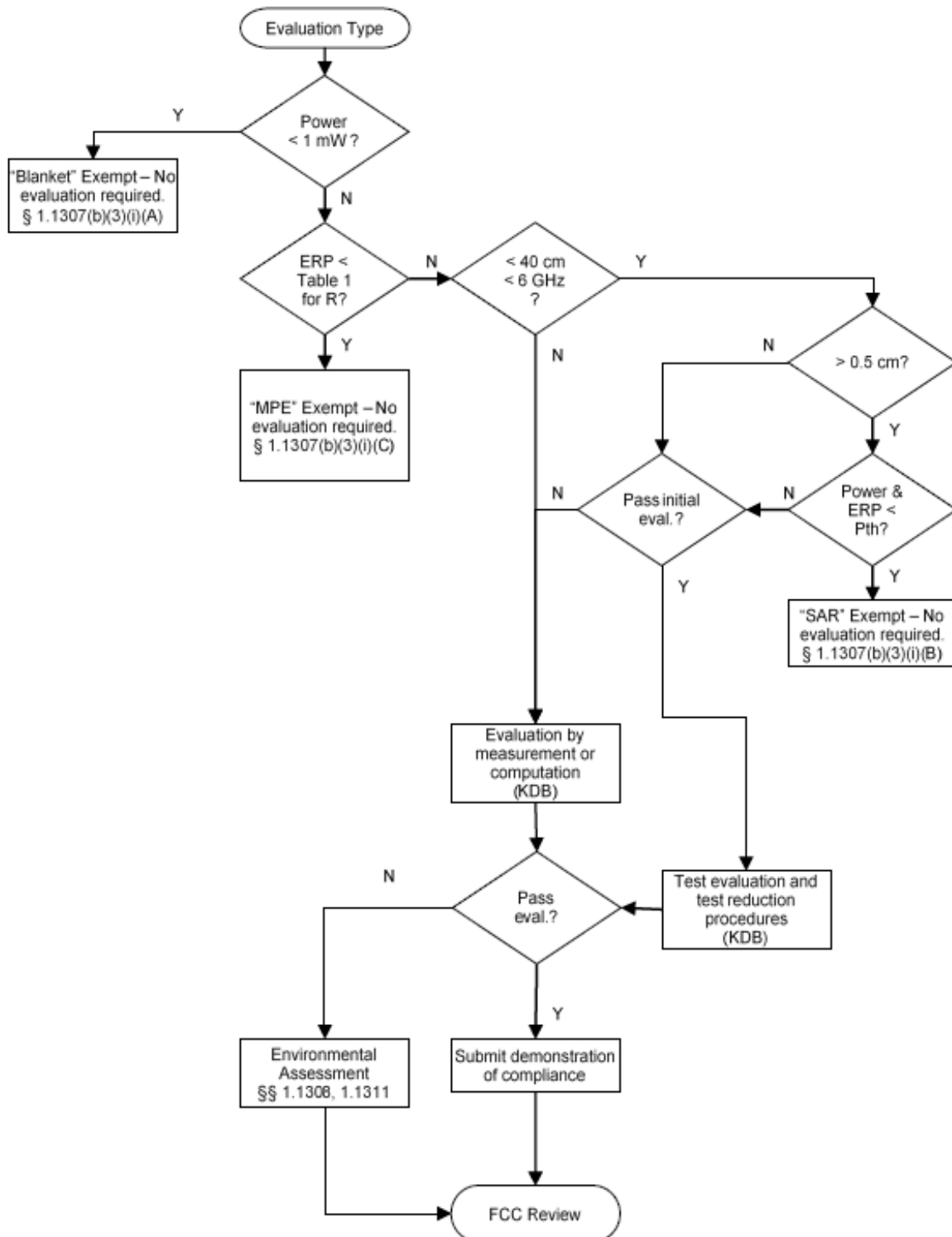
1. During WWAN single signal transmission, ANT0 is responsible for transmitting signals with a frequency less than 1GHz, and ANT1 is responsible for transmitting signals with a frequency greater than 1GHz.

**Antenna Distance To Edge**

Antenna Distance To Edge(mm)						
Antenna	Front	Back	Left	Right	Top	Bottom
ANT0	< 5	< 5	< 5	7	153	< 5
ANT1	< 5	< 5	< 5	35	< 5	148
WIFI/BT/GPS ANT	< 5	< 5	70	< 5	< 5	136

**Standalone SAR test exclusion considerations**

General Sequence for Determination of Procedure (exemption or evaluation) to Establish Compliance with Exposure Limits for a Single RF Source:



Mode	Frequency (GHz)	Max Target Power (dBm)	Antenna gain (dBi)	P <sub>Max</sub> (dBm)	P <sub>Max</sub> (mW)	Distance (cm)	P <sub>th</sub> (mW)	SAR Test Exclusion
2.4G Wi-Fi	2.472	13.0	0.5	13.0	19.95	< 0.5	2.72	No
5.2G Wi-Fi	5.24	11.0	0.8	11.0	12.59	< 0.5	1.49	No
5.8G Wi-Fi	5.825	9.0	0.8	9.0	7.94	< 0.5	1.37	No
Bluetooth	2.48	4.5	0.5	4.5	2.82	< 0.5	2.72	No

**NOTE:**

1. ERP= Max Target Power+ Antenna gain-2.15
2. P<sub>Max</sub> refers to the greater value in the Max Target Power and ERP.
3. The formula for calculating P<sub>th</sub> is given below, with distances ranging from 20cm to 40cm.

$$P_{th} \text{ (mW)} = ERP_{20 \text{ cm}} \text{ (mW)} = \begin{cases} 2040f & 0.3 \text{ GHz} \leq f < 1.5 \text{ GHz} \\ 3060 & 1.5 \text{ GHz} \leq f \leq 6 \text{ GHz} \end{cases}$$

4. The formula for calculating P<sub>th</sub> is given below, with distances ranging from 0.5cm to 40cm.

$$P_{th} \text{ (mW)} = \begin{cases} ERP_{20 \text{ cm}} (d/20 \text{ cm})^x & d \leq 20 \text{ cm} \\ ERP_{20 \text{ cm}} & 20 \text{ cm} < d \leq 40 \text{ cm} \end{cases}$$

where

$$x = -\log_{10} \left( \frac{60}{ERP_{20 \text{ cm}} \sqrt{f}} \right)$$

and  $f$  is in GHz,  $d$  is the separation distance (cm), and ERP<sub>20cm</sub> is per Formula (Note 3).

5. When the separation distance is less than 0.5cm, 0.5cm is used as the calculation distance
6. Yes\* indicates that Standalone SAR Estimation and SAR SIMULTANEOUS TRANSMISSION DESCRIPTION are required for final confirmation.

**SAR test exclusion for the EUT edge considerations Result**

Antenna Distance To Edge(mm)						
Mode	Front	Back	Left	Right	Top	Bottom
Bluetooth	Required	Required	Exclusion	Required	Required	Exclusion
2.4G Wi-Fi	Required	Required	Exclusion	Required	Required	Exclusion
5G Wi-Fi	Required	Required	Exclusion	Required	Required	Exclusion
ANT0(GSM/WCDMA/LTE/5G NR)	Required	Required	Required	Required	Exclusion	Required
ANT1(GSM/WCDMA/LTE/5G NR)	Required	Required	Required	Exclusion	Required	Exclusion

**Note:**

**Required:** The distance to Edge is less than 25mm, testing is required.

**Exclusion:** The distance to Edge is more than 25 mm, testing is not required.

**Extremity Exposure Configurations**

Per KDB 648474 D04v01r03, this device is considered a “Phablet” since the diagonal dimension is  $>160$  mm and  $<200$ mm, when hotspot mode applies, extremity SAR is required only for the surfaces and edges with hotspot mode scaled to the Maximum output power (with tolerance is  $1g$  SAR  $>1.2$  W/kg).

Extremity Exposure Condition		
Worst Mode	Hotspot SAR value	Extremity Condition Test
WCDMA Band 2	1.13 W/kg@1g	Exclusion

**Exclusion:** Extremity Condition SAR testing is not required.

## SAR MEASUREMENT RESULTS

### SAR Test Data

#### Environmental Conditions

<b>Temperature:</b>	22.0-23.4 °C	22.3-23.7 °C	22.3-23.6 °C	22.0-23.7 °C	22.3-24.1 °C	23.3-24.3 °C
<b>Relative Humidity:</b>	53-62%	40-51 %	42-54 %	43-55 %	40-59 %	43-56 %
<b>ATM Pressure:</b>	101.4 kPa	101.5 kPa	101.1 kPa	101.6 kPa	101.6 kPa	101.3 kPa
<b>Test Date:</b>	2022/7/17	2022/7/18	2022/7/19	2022/7/20	2022/7/21	2022/7/22

<b>Temperature:</b>	21.7-22.8 °C	21.5-22.4 °C	21.2-22.6 °C	22.2-22.9 °C	21.2-22.6 °C	22.2-22.9 °C
<b>Relative Humidity:</b>	51-65%	49-58 %	39-52 %	43-52 %	39-52 %	43-52 %
<b>ATM Pressure:</b>	101.7 kPa	101.6 kPa	101.6 kPa	101.5 kPa	101.6 kPa	101.5 kPa
<b>Test Date:</b>	2022/7/23	2022/7/24	2022/7/25	2022/7/26	2022/7/27	2022/7/28

<b>Temperature:</b>	21.2-22.6 °C	22.2-22.9 °C
<b>Relative Humidity:</b>	39-52 %	43-52 %
<b>ATM Pressure:</b>	101.6 kPa	101.5 kPa
<b>Test Date:</b>	2022/7/29	2022/7/30

*Testing was performed by Seven Liang, Jacky Yang, Ryse Chai.*



**GSM 850 :**

EUT Position	Frequency (MHz)	Test Mode	Max. Meas. Power (dBm)	Max. Rated Power (dBm)	1g SAR (W/kg)			
					Scaled Factor	Meas. SAR	Scaled SAR	Plot
Head Left Cheek	824.2	GSM	/	/	/	/	/	/
	836.6	GSM	33.16	33.5	1.081	0.088	<b>0.10</b>	<b>1</b>
	848.8	GSM	/	/	/	/	/	/
Head Left Tilt	824.2	GSM	/	/	/	/	/	/
	836.6	GSM	33.16	33.5	1.081	0.054	0.06	2
	848.8	GSM	/	/	/	/	/	/
Head Right Cheek	824.2	GSM	/	/	/	/	/	/
	836.6	GSM	33.16	33.5	1.081	0.082	0.09	3
	848.8	GSM	/	/	/	/	/	/
Head Right Tilt	824.2	GSM	/	/	/	/	/	/
	836.6	GSM	33.16	33.5	1.081	0.048	0.05	4
	848.8	GSM	/	/	/	/	/	/
Body Worn Back (10mm)	824.2	GSM	/	/	/	/	/	/
	836.6	GSM	33.16	33.5	1.081	0.123	0.13	5
	848.8	GSM	/	/	/	/	/	/
Body Front (10mm)	824.2	GPRS	/	/	/	/	/	/
	836.6	GPRS	32.92	33.0	1.019	0.149	0.15	6
	848.8	GPRS	/	/	/	/	/	/
Body Back (10mm)	824.2	GPRS	/	/	/	/	/	/
	836.6	GPRS	32.92	33.0	1.019	0.269	<b>0.27</b>	<b>7</b>
	848.8	GPRS	/	/	/	/	/	/
Body Left (10mm)	824.2	GPRS	/	/	/	/	/	/
	836.6	GPRS	32.92	33.0	1.019	0.183	0.19	8
	848.8	GPRS	/	/	/	/	/	/
Body Right (10mm)	824.2	GPRS	/	/	/	/	/	/
	836.6	GPRS	32.92	33.0	1.019	0.139	0.14	9
	848.8	GPRS	/	/	/	/	/	/
Body Bottom (10mm)	824.2	GPRS	/	/	/	/	/	/
	836.6	GPRS	32.92	33.0	1.019	0.11	0.11	10
	848.8	GPRS	/	/	/	/	/	/

**Note:**

1. When the 1-g SAR is  $\leq 0.8\text{W/Kg}$ , testing for other channels are optional.
2. The EUT transmit and receive through the same GSM antenna while testing SAR.
3. When SAR or MPE is not measured at the maximum power level allowed for production units, the results must be scaled to the maximum tune-up tolerance limit according to the power applied to the individual channels tested to determine compliance.
4. When the maximum output power variation across the required test channels is  $> 0.5\text{ dB}$ , instead of the middle channel, the highest output power channel must be used.
5. The Multi-slot Classes of EUT is Class 12 which has maximum 4 Downlink slots and 4 Uplink slots, the maximum active slots is 5, when perform the multiple slots scan, 3DL+2UL is the worst case.

## PCS 1900 :

EUT Position	Frequency (MHz)	Test Mode	Max. Meas. Power (dBm)	Max. Rated Power (dBm)	1g SAR (W/kg)			
					Scaled Factor	Meas. SAR	Scaled SAR	Plot
Head Left Cheek	1850.2	GSM	/	/	/	/	/	/
	1880	GSM	29.48	30.0	1.127	0.386	0.44	11
	1909.8	GSM	/	/	/	/	/	/
Head Left Tilt	1850.2	GSM	/	/	/	/	/	/
	1880	GSM	29.48	30.0	1.127	0.5	0.56	12
	1909.8	GSM	/	/	/	/	/	/
Head Right Cheek	1850.2	GSM	/	/	/	/	/	/
	1880	GSM	29.48	30.0	1.127	0.547	0.62	13
	1909.8	GSM	/	/	/	/	/	/
Head Right Tilt	1850.2	GSM	29.90	30.0	1.023	0.625	0.64	14
	1880	GSM	29.48	30.0	1.127	0.817	0.92	15
	1909.8	GSM	29.19	30.0	1.205	0.842	<b>1.01</b>	<b>16</b>
Body Worn Back (10mm)	1850.2	GSM	/	/	/	/	/	/
	1880	GSM	29.48	30.0	1.127	0.553	0.62	17
	1909.8	GSM	/	/	/	/	/	/
Body Front (10mm)	1850.2	GPRS	/	/	/	/	/	/
	1880	GPRS	28.20	29.0	1.202	0.194	0.23	18
	1909.8	GPRS	/	/	/	/	/	/
Body Back (10mm)	1850.2	GPRS	28.56	29.0	1.107	0.562	0.62	19
	1880	GPRS	28.20	29.0	1.202	0.847	1.02	20
	1909.8	GPRS	28.02	29.0	1.253	0.856	<b>1.07</b>	<b>21</b>
Body Left (10mm)	1850.2	GPRS	/	/	/	/	/	/
	1880	GPRS	28.20	29.0	1.202	0.129	0.16	22
	1909.8	GPRS	/	/	/	/	/	/
Body Top (10mm)	1850.2	GPRS	/	/	/	/	/	/
	1880	GPRS	28.20	29.0	1.202	0.641	0.77	23
	1909.8	GPRS	/	/	/	/	/	/

**Note:**

1. When the 1-g SAR is  $\leq 0.8W/Kg$ , testing for other channels are optional.
2. The EUT transmit and receive through the same GSM antenna while testing SAR.
3. When SAR or MPE is not measured at the maximum power level allowed for production units, the results must be scaled to the maximum tune-up tolerance limit according to the power applied to the individual channels tested to determine compliance.
4. When the maximum output power variation across the required test channels is  $> 0.5$  dB, instead of the middle channel, the highest output power channel must be used.
5. The Multi-slot Classes of EUT is Class 12 which has maximum 4 Downlink slots and 4 Uplink slots, the maximum active slots is 5, when perform the multiple slots scan, 3DL+2UL is the worst case.

## WCDMA Band 2 :

EUT Position	Frequency (MHz)	Test Mode	Max. Meas. Power (dBm)	Max. Rated Power (dBm)	1g SAR (W/kg)			
					Scaled Factor	Meas. SAR	Scaled SAR	Plot
Head Left Cheek	1852.4	RMC	/	/	/	/	/	/
	1880	RMC	21.76	22.0	1.057	0.718	0.76	24
	1907.6	RMC	/	/	/	/	/	/
Head Left Tilt	1852.4	RMC	21.63	22.0	1.089	0.627	0.68	25
	1880	RMC	21.76	22.0	1.057	1.03	1.09	26
	1907.6	RMC	21.70	22.0	1.072	0.746	0.80	27
Head Right Cheek	1852.4	RMC	21.63	22.0	1.089	0.841	0.92	28
	1880	RMC	21.76	22.0	1.057	0.94	0.99	29
	1907.6	RMC	21.70	22.0	1.072	1.06	1.14	30
Head Right Tilt	1852.4	RMC	21.63	22.0	1.089	1.11	1.21	31
	1880	RMC	21.76	22.0	1.057	1.12	1.18	32
	1907.6	RMC	21.70	22.0	1.072	1.18	<b>1.26</b>	<b>33</b>
Body Front (10mm)	1852.4	RMC	/	/	/	/	/	/
	1880	RMC	21.76	22.0	1.057	0.269	0.28	34
	1907.6	RMC	/	/	/	/	/	/
Body Back (10mm)	1852.4	RMC	21.63	22.0	1.089	1.03	1.12	35
	1880	RMC	21.76	22.0	1.057	1.01	1.07	36
	1907.6	RMC	21.70	22.0	1.072	1.05	<b>1.13</b>	<b>37</b>
Body Left (10mm)	1852.4	RMC	/	/	/	/	/	/
	1880	RMC	21.76	22.0	1.057	0.153	0.16	38
	1907.6	RMC	/	/	/	/	/	/
Body Top (10mm)	1852.4	RMC	/	/	/	/	/	/
	1880	RMC	21.76	22.0	1.057	0.67	0.71	39
	1907.6	RMC	/	/	/	/	/	/

## WCDMA Band 4 :

EUT Position	Frequency (MHz)	Test Mode	Max. Meas. Power (dBm)	Max. Rated Power (dBm)	1g SAR (W/kg)			
					Scaled Factor	Meas. SAR	Scaled SAR	Plot
Head Left Cheek	1712.4	RMC	/	/	/	/	/	/
	1732.6	RMC	22.59	23.0	1.099	0.509	0.56	40
	1752.6	RMC	/	/	/	/	/	/
Head Left Tilt	1712.4	RMC	/	/	/	/	/	/
	1732.6	RMC	22.59	23.0	1.099	0.714	0.78	41
	1752.6	RMC	/	/	/	/	/	/
Head Right Cheek	1712.4	RMC	/	/	/	/	/	/
	1732.6	RMC	22.59	23.0	1.099	0.718	0.79	42
	1752.6	RMC	/	/	/	/	/	/
Head Right Tilt	1712.4	RMC	22.55	23.0	1.109	0.961	1.07	43
	1732.6	RMC	22.59	23.0	1.099	0.89	0.98	44
	1752.6	RMC	22.62	23.0	1.091	1.08	<b>1.18</b>	<b>45</b>
Body Front (10mm)	1712.4	RMC	/	/	/	/	/	/
	1732.6	RMC	22.59	23.0	1.099	0.162	0.18	46
	1752.6	RMC	/	/	/	/	/	/
Body Back (10mm)	1712.4	RMC	/	/	/	/	/	/
	1732.6	RMC	22.59	23.0	1.099	0.67	<b>0.74</b>	47
	1752.6	RMC	/	/	/	/	/	/
Body Left (10mm)	1712.4	RMC	/	/	/	/	/	/
	1732.6	RMC	22.59	23.0	1.099	0.075	0.08	48
	1752.6	RMC	/	/	/	/	/	/
Body Top (10mm)	1712.4	RMC	/	/	/	/	/	/
	1732.6	RMC	22.59	23.0	1.099	0.427	0.47	49
	1752.6	RMC	/	/	/	/	/	/

**WCDMA Band 5 :**

EUT Position	Frequency (MHz)	Test Mode	Max. Meas. Power (dBm)	Max. Rated Power (dBm)	1g SAR (W/kg)			
					Scaled Factor	Meas. SAR	Scaled SAR	Plot
Head Left Cheek	826.4	RMC	/	/	/	/	/	/
	836.6	RMC	23.01	23.5	1.119	0.071	<b>0.08</b>	<b>50</b>
	846.6	RMC	/	/	/	/	/	/
Head Left Tilt	826.4	RMC	/	/	/	/	/	/
	836.6	RMC	23.01	23.5	1.119	0.033	0.04	51
	846.6	RMC	/	/	/	/	/	/
Head Right Cheek	826.4	RMC	/	/	/	/	/	/
	836.6	RMC	23.01	23.5	1.119	0.059	0.07	52
	846.6	RMC	/	/	/	/	/	/
Head Right Tilt	826.4	RMC	/	/	/	/	/	/
	836.6	RMC	23.01	23.5	1.119	0.011	0.01	53
	846.6	RMC	/	/	/	/	/	/
Body Front (10mm)	826.4	RMC	/	/	/	/	/	/
	836.6	RMC	23.01	23.5	1.119	0.018	0.02	54
	846.6	RMC	/	/	/	/	/	/
Body Back (10mm)	826.4	RMC	/	/	/	/	/	/
	836.6	RMC	23.01	23.5	1.119	0.06	<b>0.07</b>	<b>55</b>
	846.6	RMC	/	/	/	/	/	/
Body Left (10mm)	826.4	RMC	/	/	/	/	/	/
	836.6	RMC	23.01	23.5	1.119	0.022	0.02	56
	846.6	RMC	/	/	/	/	/	/
Body Right (10mm)	826.4	RMC	/	/	/	/	/	/
	836.6	RMC	23.01	23.5	1.119	0.014	0.02	57
	846.6	RMC	/	/	/	/	/	/
Body Bottom (10mm)	826.4	RMC	/	/	/	/	/	/
	836.6	RMC	23.01	23.5	1.119	0.048	0.05	58
	846.6	RMC	/	/	/	/	/	/

**Note:**

1. When the 1-g SAR is  $\leq 0.8\text{W/Kg}$ , testing for other channels are optional.
2. The EUT transmit and receive through the same antenna while testing SAR.
3. The default test configuration is to measure SAR with an established radio link between the EUT and a communication test set using a 12.2 kbps RMC (reference measurement Channel) Configured in Test Loop Model.
4. KDB 941225 D01-Body SAR is not required for HSDPA/HSUPA/ HSPA+ when the maximum average output of each RF channel is less than  $\frac{1}{4}$  dB higher than measured 12.2kbps RMC or the maximum SAR for 12.2kbps RMC is  $< 75\%$  of SAR limit.
5. When SAR or MPE is not measured at the maximum power level allowed for production units, the results must be scaled to the maximum tune-up tolerance limit according to the power applied to the individual channels tested to determine compliance.

**LTE Band 7 :**

EUT Position	Frequency (MHz)	Bandwidth (MHz)	Test Mode	Max. Meas. Power (dBm)	Max. Rated Power (dBm)	1g SAR (W/kg)			
						Scaled Factor	Meas. SAR	Scaled SAR	Plot
Head Left Cheek	2510	20	1RB	/	/	/	/	/	/
	2535	20	1RB	15.99	16.5	1.125	0.182	0.20	59
	2560	20	1RB	/	/	/	/	/	/
	2535	20	50%RB	15.81	16.5	1.172	0.16	0.19	60
Head Left Tilt	2510	20	1RB	/	/	/	/	/	/
	2535	20	1RB	15.99	16.5	1.125	0.309	0.35	61
	2560	20	1RB	/	/	/	/	/	/
	2535	20	50%RB	15.81	16.5	1.172	0.21	0.25	62
Head Right Cheek	2510	20	1RB	/	/	/	/	/	/
	2535	20	1RB	15.99	16.5	1.125	0.49	0.55	63
	2560	20	1RB	/	/	/	/	/	/
	2535	20	50%RB	15.81	16.5	1.172	0.435	0.51	64
Head Right Tilt	2510	20	1RB	/	/	/	/	/	/
	2535	20	1RB	15.99	16.5	1.125	0.582	<b>0.65</b>	<b>65</b>
	2560	20	1RB	/	/	/	/	/	/
	2535	20	50%RB	15.81	16.5	1.172	0.504	0.59	66
Body Front (10mm)	2510	20	1RB	/	/	/	/	/	/
	2535	20	1RB	15.99	16.5	1.125	0.163	0.18	67
	2560	20	1RB	/	/	/	/	/	/
	2535	20	50%RB	15.81	16.5	1.172	0.169	0.20	68
Body Back (10mm)	2510	20	1RB	/	/	/	/	/	/
	2535	20	1RB	15.99	16.5	1.125	0.43	0.48	69
	2560	20	1RB	/	/	/	/	/	/
	2535	20	50%RB	15.81	16.5	1.172	0.432	<b>0.51</b>	<b>70</b>
Body Left (10mm)	2510	20	1RB	/	/	/	/	/	/
	2535	20	1RB	15.99	16.5	1.125	0.169	0.19	71
	2560	20	1RB	/	/	/	/	/	/
	2535	20	50%RB	15.81	16.5	1.172	0.169	0.20	72
Body Top (10mm)	2510	20	1RB	/	/	/	/	/	/
	2535	20	1RB	15.99	16.5	1.125	0.207	0.23	73
	2560	20	1RB	/	/	/	/	/	/
	2535	20	50%RB	15.81	16.5	1.172	0.204	0.24	74

## LTE Band 12&amp;17 :

EUT Position	Frequency (MHz)	Bandwidth (MHz)	Test Mode	Max. Meas. Power (dBm)	Max. Rated Power (dBm)	1g SAR (W/kg)			
						Scaled Factor	Meas. SAR	Scaled SAR	Plot
Head Left Cheek	704	10	1RB	/	/	/	/	/	/
	707.5	10	1RB	22.20	23.0	1.202	0.091	0.11	75
	711	10	1RB	/	/	/	/	/	/
	707.5	10	50%RB	22.38	23.0	1.153	0.06	<b>0.07</b>	<b>76</b>
Head Left Tilt	704	10	1RB	/	/	/	/	/	/
	707.5	10	1RB	22.20	23.0	1.202	0.05	0.06	77
	711	10	1RB	/	/	/	/	/	/
	707.5	10	50%RB	22.38	23.0	1.153	0.032	0.04	78
Head Right Cheek	704	10	1RB	/	/	/	/	/	/
	707.5	10	1RB	22.20	23.0	1.202	0.027	0.03	79
	711	10	1RB	/	/	/	/	/	/
	707.5	10	50%RB	22.38	23.0	1.153	0.02	0.02	80
Head Right Tilt	704	10	1RB	/	/	/	/	/	/
	707.5	10	1RB	22.20	23.0	1.202	0.015	0.02	81
	711	10	1RB	/	/	/	/	/	/
	707.5	10	50%RB	22.38	23.0	1.153	0.00989	0.01	82
Body Front (10mm)	704	10	1RB	/	/	/	/	/	/
	707.5	10	1RB	22.20	23.0	1.202	0.029	0.03	83
	711	10	1RB	/	/	/	/	/	/
	707.5	10	50%RB	22.38	23.0	1.153	0.018	0.02	84
Body Back (10mm)	704	10	1RB	/	/	/	/	/	/
	707.5	10	1RB	22.20	23.0	1.202	0.078	0.09	85
	711	10	1RB	/	/	/	/	/	/
	707.5	10	50%RB	22.38	23.0	1.153	0.049	0.06	86
Body Left (10mm)	704	10	1RB	/	/	/	/	/	/
	707.5	10	1RB	22.20	23.0	1.202	0.123	<b>0.15</b>	<b>87</b>
	711	10	1RB	/	/	/	/	/	/
	707.5	10	50%RB	22.38	23.0	1.153	0.084	0.10	88
Body Right (10mm)	704	10	1RB	/	/	/	/	/	/
	707.5	10	1RB	22.20	23.0	1.202	0.102	0.12	89
	711	10	1RB	/	/	/	/	/	/
	707.5	10	50%RB	22.38	23.0	1.153	0.069	0.08	90
Body Bottom (10mm)	704	10	1RB	/	/	/	/	/	/
	707.5	10	1RB	22.20	23.0	1.202	0.035	0.04	91
	711	10	1RB	/	/	/	/	/	/
	707.5	10	50%RB	22.38	23.0	1.153	0.023	0.03	92

**LTE Band 13 :**

EUT Position	Frequency (MHz)	Bandwidth (MHz)	Test Mode	Max. Meas. Power (dBm)	Max. Rated Power (dBm)	1g SAR (W/kg)			
						Scaled Factor	Meas. SAR	Scaled SAR	Plot
Head Left Cheek	/	10	1RB	/	/	/	/	/	/
	782	10	1RB	21.69	22.0	1.074	0.013	<b>0.01</b>	<b>93</b>
	/	10	1RB	/	/	/	/	/	/
	782	10	50%RB	21.73	22.0	1.064	0.00928	0.01	94
Head Left Tilt	/	10	1RB	/	/	/	/	/	/
	782	10	1RB	21.69	22.0	1.074	0.00502	0.01	95
	/	10	1RB	/	/	/	/	/	/
	782	10	50%RB	21.73	22.0	1.064	0.00343	0.01	96
Head Right Cheek	/	10	1RB	/	/	/	/	/	/
	782	10	1RB	21.69	22.0	1.074	0.011	0.01	97
	/	10	1RB	/	/	/	/	/	/
	782	10	50%RB	21.73	22.0	1.064	0.00719	0.01	98
Head Right Tilt	/	10	1RB	/	/	/	/	/	/
	782	10	1RB	21.69	22.0	1.074	0.00743	0.01	99
	/	10	1RB	/	/	/	/	/	/
	782	10	50%RB	21.73	22.0	1.064	0.00394	0.01	100
Body Front (10mm)	/	10	1RB	/	/	/	/	/	/
	782	10	1RB	21.69	22.0	1.074	0.00754	0.01	101
	/	10	1RB	/	/	/	/	/	/
	782	10	50%RB	21.73	22.0	1.064	0.00588	0.01	102
Body Back (10mm)	/	10	1RB	/	/	/	/	/	/
	782	10	1RB	21.69	22.0	1.074	0.019	<b>0.02</b>	<b>103</b>
	/	10	1RB	/	/	/	/	/	/
	782	10	50%RB	21.73	22.0	1.064	0.016	0.02	104
Body Left (10mm)	/	10	1RB	/	/	/	/	/	/
	782	10	1RB	21.69	22.0	1.074	0.022	0.02	105
	/	10	1RB	/	/	/	/	/	/
	782	10	50%RB	21.73	22.0	1.064	0.016	0.02	106
Body Right (10mm)	/	10	1RB	/	/	/	/	/	/
	782	10	1RB	21.69	22.0	1.074	0.019	0.02	107
	/	10	1RB	/	/	/	/	/	/
	782	10	50%RB	21.73	22.0	1.064	0.014	0.01	108
Body Bottom (10mm)	/	10	1RB	/	/	/	/	/	/
	782	10	1RB	21.69	22.0	1.074	0.00554	0.01	109
	/	10	1RB	/	/	/	/	/	/
	782	10	50%RB	21.73	22.0	1.064	0.00363	0.01	110



## LTE Band 25&amp;2 :

EUT Position	Frequency (MHz)	Bandwidth (MHz)	Test Mode	Max. Meas. Power (dBm)	Max. Rated Power (dBm)	1g SAR (W/kg)			
						Scaled Factor	Meas. SAR	Scaled SAR	Plot
Head Left Cheek	1860	20	1RB	/	/	/	/	/	/
	1882.5	20	1RB	19.26	19.5	1.057	0.603	0.64	111
	1905	20	1RB	/	/	/	/	/	/
	1882.5	20	50%RB	19.26	19.5	1.057	0.498	0.53	112
Head Left Tilt	1860	20	1RB	19.96	20.0	1.009	0.869	0.88	113
	1882.5	20	1RB	19.26	19.5	1.057	0.91	0.96	114
	1905	20	1RB	19.33	19.5	1.040	1.11	1.15	115
	1882.5	20	50%RB	19.26	19.5	1.057	0.708	0.75	116
	1882.5	20	100%RB	19.01	19.5	1.119	0.905	1.01	117
Head Right Cheek	1860	20	1RB	19.96	20.0	1.009	0.682	0.69	118
	1882.5	20	1RB	19.26	19.5	1.057	0.857	0.91	119
	1905	20	1RB	19.33	19.5	1.040	1.02	1.06	120
	1882.5	20	50%RB	19.26	19.5	1.057	0.713	0.75	121
	1882.5	20	100%RB	19.01	19.5	1.119	0.77	0.86	122
Head Right Tilt	1860	20	1RB	19.96	20.0	1.009	1.13	1.14	123
	1882.5	20	1RB	19.26	19.5	1.057	1.07	1.13	124
	1905	20	1RB	19.33	19.5	1.040	1.16	<b>1.21</b>	<b>125</b>
	1860	20	50%RB	19.41	20.0	1.146	0.864	0.99	126
	1882.5	20	50%RB	19.18	19.5	1.076	1.02	1.10	127
	1905	20	50%RB	19.25	19.5	1.059	1.08	1.14	128
	1882.5	20	100%RB	19.01	19.5	1.119	1.04	1.16	129
Body Front (10mm)	1860	20	1RB	/	/	/	/	/	/
	1882.5	20	1RB	1.057	1.057	1.057	0.183	0.19	130
	1905	20	1RB	/	/	/	/	/	/
	1882.5	20	50%RB	1.076	1.076	1.076	0.15	0.16	131
Body Back (10mm)	1860	20	1RB	1.009	1.009	1.107	0.636	0.64	132
	1882.5	20	1RB	1.057	1.057	1.057	0.948	1.00	133
	1905	20	1RB	1.040	1.040	1.040	0.831	0.86	134
	1860	20	50%RB	1.146	1.146	1.146	0.488	0.56	135
	1882.5	20	50%RB	1.076	1.076	1.076	0.947	1.02	136
	1905	20	50%RB	1.059	1.059	1.059	0.761	0.81	137
	1882.5	20	100%RB	1.119	1.119	1.119	0.996	<b>1.11</b>	<b>138</b>
Body Left (10mm)	1860	20	1RB	/	/	/	/	/	/
	1882.5	20	1RB	1.057	1.057	1.057	0.132	0.14	139
	1905	20	1RB	/	/	/	/	/	/
	1882.5	20	50%RB	1.076	1.076	1.076	0.109	0.12	140
Body Top (10mm)	1860	20	1RB	1.009	1.009	1.107	0.598	0.60	141
	1882.5	20	1RB	1.057	1.057	1.057	0.883	0.93	142
	1905	20	1RB	1.040	1.040	1.040	0.784	0.82	143
	1860	20	50%RB	1.146	1.146	1.146	0.44	0.50	144
	1882.5	20	50%RB	1.076	1.076	1.076	0.844	0.91	145
	1905	20	50%RB	1.059	1.059	1.059	0.693	0.73	146

	1882.5	20	100%RB	19.01	19.5	1.119	0.863	0.97	147
--	--------	----	--------	-------	------	-------	-------	------	-----

## LTE Band 26&amp;5 :

EUT Position	Frequency (MHz)	Bandwidth (MHz)	Test Mode	Max. Meas. Power (dBm)	Max. Rated Power (dBm)	1g SAR (W/kg)			
						Scaled Factor	Meas. SAR	Scaled SAR	Plot
Head Left Cheek	819	10	1RB	/	/	/	/	/	/
	831.5	10	1RB	22.41	23.0	1.146	0.059	<b>0.07</b>	<b>148</b>
	844	10	1RB	/	/	/	/	/	/
	831.5	10	50%RB	22.72	23.0	1.067	0.046	0.05	149
Head Left Tilt	819	10	1RB	/	/	/	/	/	/
	831.5	10	1RB	22.41	23.0	1.146	0.034	0.04	150
	844	10	1RB	/	/	/	/	/	/
	831.5	10	50%RB	22.72	23.0	1.067	0.025	0.03	151
Head Right Cheek	819	10	1RB	/	/	/	/	/	/
	831.5	10	1RB	22.41	23.0	1.146	0.053	0.06	152
	844	10	1RB	/	/	/	/	/	/
	831.5	10	50%RB	22.72	23.0	1.067	0.038	0.04	153
Head Right Tilt	819	10	1RB	/	/	/	/	/	/
	831.5	10	1RB	22.41	23.0	1.146	0.031	0.04	154
	844	10	1RB	/	/	/	/	/	/
	831.5	10	50%RB	22.72	23.0	1.067	0.021	0.02	155
Body Front (10mm)	819	10	1RB	/	/	/	/	/	/
	831.5	10	1RB	22.41	23.0	1.146	0.05	0.06	156
	844	10	1RB	/	/	/	/	/	/
	831.5	10	50%RB	22.72	23.0	1.067	0.037	0.04	157
Body Back (10mm)	819	10	1RB	/	/	/	/	/	/
	831.5	10	1RB	22.41	23.0	1.146	0.099	<b>0.11</b>	<b>158</b>
	844	10	1RB	/	/	/	/	/	/
	831.5	10	50%RB	22.72	23.0	1.067	0.076	0.08	159
Body Left (10mm)	819	10	1RB	/	/	/	/	/	/
	831.5	10	1RB	22.41	23.0	1.146	0.077	0.09	160
	844	10	1RB	/	/	/	/	/	/
	831.5	10	50%RB	22.72	23.0	1.067	0.057	0.06	161
Body Right (10mm)	819	10	1RB	/	/	/	/	/	/
	831.5	10	1RB	22.41	23.0	1.146	0.061	0.07	162
	844	10	1RB	/	/	/	/	/	/
	831.5	10	50%RB	22.72	23.0	1.067	0.044	0.05	163
Body Bottom (10mm)	819	10	1RB	/	/	/	/	/	/
	831.5	10	1RB	22.41	23.0	1.146	0.051	0.06	164
	844	10	1RB	/	/	/	/	/	/
	831.5	10	50%RB	22.72	23.0	1.067	0.04	0.04	165

## LTE Band 41 :

EUT Position	Frequency (MHz)	Bandwidth (MHz)	Test Mode	Max. Meas. Power (dBm)	Max. Rated Power (dBm)	1g SAR (W/kg)			
						Scaled Factor	Meas. SAR	Scaled SAR	Plot
Head Left Cheek	2505	20	1RB	/	/	/	/	/	/
	2549	20	1RB	/	/	/	/	/	/
	2593	20	1RB	22.23	23.0	1.194	0.152	0.18	166
	2636.5	20	1RB	/	/	/	/	/	/
	2680	20	1RB	/	/	/	/	/	/
	2593	20	50%RB	22.56	23.0	1.107	0.162	0.18	167
Head Left Tilt	2505	20	1RB	/	/	/	/	/	/
	2549	20	1RB	/	/	/	/	/	/
	2593	20	1RB	22.23	23.0	1.194	0.132	0.16	168
	2636.5	20	1RB	/	/	/	/	/	/
	2680	20	1RB	/	/	/	/	/	/
	2593	20	50%RB	22.56	23.0	1.107	0.137	0.15	169
Head Right Cheek	2505	20	1RB	/	/	/	/	/	/
	2549	20	1RB	/	/	/	/	/	/
	2593	20	1RB	22.23	23.0	1.194	0.393	<b>0.47</b>	<b>170</b>
	2636.5	20	1RB	/	/	/	/	/	/
	2680	20	1RB	/	/	/	/	/	/
	2593	20	50%RB	22.56	23.0	1.107	0.405	0.45	171
Head Right Tilt	2505	20	1RB	/	/	/	/	/	/
	2549	20	1RB	/	/	/	/	/	/
	2593	20	1RB	22.23	23.0	1.194	0.387	0.46	172
	2636.5	20	1RB	/	/	/	/	/	/
	2680	20	1RB	/	/	/	/	/	/
	2593	20	50%RB	22.56	23.0	1.107	0.409	0.45	173
Body Front (10mm)	2505	20	1RB	/	/	/	/	/	/
	2549	20	1RB	/	/	/	/	/	/
	2593	20	1RB	22.23	23.0	1.194	0.233	<b>0.28</b>	<b>174</b>
	2636.5	20	1RB	/	/	/	/	/	/
	2680	20	1RB	/	/	/	/	/	/
	2593	20	50%RB	22.56	23.0	1.107	0.239	0.26	175
Body Back (10mm)	2505	20	1RB	/	/	/	/	/	/
	2549	20	1RB	/	/	/	/	/	/
	2593	20	1RB	22.23	23.0	1.194	0.084	0.10	176
	2636.5	20	1RB	/	/	/	/	/	/
	2680	20	1RB	/	/	/	/	/	/
	2593	20	50%RB	22.56	23.0	1.107	0.087	0.10	177
Body Left (10mm)	2505	20	1RB	/	/	/	/	/	/
	2549	20	1RB	/	/	/	/	/	/
	2593	20	1RB	22.23	23.0	1.194	0.172	0.21	178
	2636.5	20	1RB	/	/	/	/	/	/
	2680	20	1RB	/	/	/	/	/	/
	2593	20	50%RB	22.56	23.0	1.107	0.169	0.19	179

Body Top (10mm)	2505	20	1RB	/	/	/	/	/	/
	2549	20	1RB	/	/	/	/	/	/
	2593	20	1RB	22.23	23.0	1.194	0.159	0.19	180
	2636.5	20	1RB	/	/	/	/	/	/
	2680	20	1RB	/	/	/	/	/	/
	2593	20	50%RB	22.56	23.0	1.107	0.157	0.17	181

Note\*:

1. The frequency range of LTE Band 41 is 2596 ~ 2690MHz. Per KDB 447498 D04, according to the following formula Calculate  $N_c$  is 5, We chose to test 5 frequency points.

KDB procedures, the following should be applied to determine the number of required test channels. The test channels should be evenly spread across the transmission frequency band of each wireless mode.<sup>14</sup>

$$N_c = \text{Round} \left\{ \left[ 100 \left( \frac{f_{\text{high}} - f_{\text{low}}}{f_c} \right)^{0.5} \times \left( \frac{f_c}{100} \right)^{0.2} \right] \right\},$$

where

- $N_c$  is the number of test channels, rounded to the nearest integer,
- $f_{\text{high}}$  and  $f_{\text{low}}$  are the highest and lowest channel frequencies within the transmission band,
- $f_c$  is the mid-band channel frequency,
- all frequencies are in MHz.

2. The power class 3 used for LTE Band 41 SAR testing.

**LTE Band 66&4 :**

EUT Position	Frequency (MHz)	Bandwidth (MHz)	Test Mode	Max Power (dBm)		Scaled Factor	1g SAR (W/kg)		Plot
				Meas.	Rated		Meas.	Scaled	
Head Left Cheek	1720	20	1RB	/	/	/	/	/	/
	1745	20	1RB	19.54	20.0	1.112	0.317	0.35	182
	1770	20	1RB	/	/	/	/	/	/
	1745	20	50%RB	19.67	20.0	1.079	0.273	0.29	183
Head Left Tilt	1720	20	1RB	/	/	/	/	/	/
	1745	20	1RB	19.54	20.0	1.112	0.485	0.54	184
	1770	20	1RB	/	/	/	/	/	/
	1745	20	50%RB	19.67	20.0	1.079	0.402	0.43	185
Head Right Cheek	1720	20	1RB	/	/	/	/	/	/
	1745	20	1RB	19.54	20.0	1.112	0.462	0.51	186
	1770	20	1RB	/	/	/	/	/	/
	1745	20	50%RB	19.67	20.0	1.079	0.435	0.47	187
Head Right Tilt	1720	20	1RB	/	/	/	/	/	/
	1745	20	1RB	19.54	20.0	1.112	0.654	<b>0.73</b>	<b>188</b>
	1770	20	1RB	/	/	/	/	/	/
	1745	20	50%RB	19.67	20.0	1.079	0.561	0.61	189
Body Front (10mm)	1720	20	1RB	/	/	/	/	/	/
	1745	20	1RB	19.54	20.0	1.112	0.109	0.12	190
	1770	20	1RB	/	/	/	/	/	/
	1745	20	50%RB	19.67	20.0	1.079	0.106	0.11	191
Body Back (10mm)	1720	20	1RB	/	/	/	/	/	/
	1745	20	1RB	19.54	20.0	1.112	0.411	<b>0.46</b>	<b>192</b>
	1770	20	1RB	/	/	/	/	/	/
	1745	20	50%RB	19.67	20.0	1.079	0.377	0.41	193
Body Left (10mm)	1720	20	1RB	/	/	/	/	/	/
	1745	20	1RB	19.54	20.0	1.112	0.043	0.05	194
	1770	20	1RB	/	/	/	/	/	/
	1745	20	50%RB	19.67	20.0	1.079	0.04	0.04	195
Body Top (10mm)	1720	20	1RB	/	/	/	/	/	/
	1745	20	1RB	19.54	20.0	1.112	0.387	0.43	196
	1770	20	1RB	/	/	/	/	/	/
	1745	20	50%RB	19.67	20.0	1.079	0.354	0.38	197

**LTE Band 71 :**

EUT Position	Frequency (MHz)	Bandwidth (MHz)	Test Mode	Max. Meas. Power (dBm)	Max. Rated Power (dBm)	1g SAR (W/kg)			
						Scaled Factor	Meas. SAR	Scaled SAR	Plot
Head Left Cheek	673	20	1RB	/	/	/	/	/	/
	683	20	1RB	22.12	22.5	1.091	0.041	<b>0.04</b>	<b>198</b>
	688	20	1RB	/	/	/	/	/	/
	683	20	50%RB	22.08	22.5	1.102	0.027	0.03	199
Head Left Tilt	673	20	1RB	/	/	/	/	/	/
	683	20	1RB	22.12	22.5	1.091	0.023	0.03	200
	688	20	1RB	/	/	/	/	/	/
	683	20	50%RB	22.08	22.5	1.102	0.0098	0.01	201
Head Right Cheek	673	20	1RB	/	/	/	/	/	/
	683	20	1RB	22.12	22.5	1.091	0.036	0.04	202
	688	20	1RB	/	/	/	/	/	/
	683	20	50%RB	22.08	22.5	1.102	0.024	0.03	203
Head Right Tilt	673	20	1RB	/	/	/	/	/	/
	683	20	1RB	22.12	22.5	1.091	0.02	0.02	204
	688	20	1RB	/	/	/	/	/	/
	683	20	50%RB	22.08	22.5	1.102	0.013	0.01	205
Body Front (10mm)	673	20	1RB	/	/	/	/	/	/
	683	20	1RB	22.12	22.5	1.091	0.045	0.05	206
	688	20	1RB	/	/	/	/	/	/
	683	20	50%RB	22.08	22.5	1.102	0.028	0.03	207
Body Back (10mm)	673	20	1RB	/	/	/	/	/	/
	683	20	1RB	22.12	22.5	1.091	0.091	<b>0.10</b>	<b>208</b>
	688	20	1RB	/	/	/	/	/	/
	683	20	50%RB	22.08	22.5	1.102	0.059	0.06	209
Body Left (10mm)	673	20	1RB	/	/	/	/	/	/
	683	20	1RB	22.12	22.5	1.091	0.066	0.07	210
	688	20	1RB	/	/	/	/	/	/
	683	20	50%RB	22.08	22.5	1.102	0.041	0.05	211
Body Right (10mm)	673	20	1RB	/	/	/	/	/	/
	683	20	1RB	22.12	22.5	1.091	0.061	0.07	212
	688	20	1RB	/	/	/	/	/	/
	683	20	50%RB	22.08	22.5	1.102	0.038	0.04	213
Body Bottom (10mm)	673	20	1RB	/	/	/	/	/	/
	683	20	1RB	22.12	22.5	1.091	0.014	0.02	214
	688	20	1RB	/	/	/	/	/	/
	683	20	50%RB	22.08	22.5	1.102	0.00892	0.01	215

**Note:**

1. When the 1-g SAR is  $\leq 0.8\text{W/Kg}$ , testing for other channels are optional.
2. SAR for LTE band exposure configurations is measured according to the procedures of KDB 941225 D05 SAR for LTE Devices v02.
3. KDB941225D05-SAR for higher order modulation is required only when the highest maximum output power for the configuration in the higher order modulation is  $> 0.5$  dB higher than the same configuration in QPSK or when the reported SAR for the QPSK configuration is  $> 1.45$  W/kg
4. KDB941225D05-For QPSK with 100% RB allocation, when the reported SAR measured for the Highest output power channel is  $< 1.45$  W/kg, tests for the remaining required test channels are optional.
5. KDB941225D05- For QPSK with 100% RB allocation, SAR is not required when the highest maximum output power for 100 % RB allocation is less than the highest maximum output power in 50% and 1 RB allocations and the highest reported SAR for 1 RB and 50% RB allocation are  $\leq 0.8$  W/kg.
6. KDB941225D05- Start with the largest channel bandwidth and measure SAR for QPSK with 1 RB allocation, using the RB offset and required test channel combination with the highest maximum output power among RB offset the upper edge, middle and lower edge of each required test channel.
7. KDB941225D05- other channel bandwidths SAR test is required when the highest maximum output power of a configuration requiring testing in the smaller channel bandwidth is  $> 0.5$  dB higher than the equivalent channel configurations in the largest channel bandwidth configuration or the reported SAR of a configuration for the largest channel bandwidth is  $> 1.45$  W/kg.
8. Worst case SAR for 50% RB allocation is selected to be tested.
9. KDB 648474 D04-When the peak SAR located in regions that probe is unable to access, a flat phantom is used for SAR measurement.
10. The LTE Operating Band 4 is a subset of band 66, and they are same in modulation type , therefore, they were considered as one frequency band during SAR measurement

## 5G NR n2 :

EUT Position	Frequency (MHz)	Bandwidth (MHz)	Test Mode	Max. Meas. Power (dBm)	Max. Rated Power (dBm)	1g SAR (W/kg)			
						Scaled Factor	Meas. SAR	Scaled SAR	Plot
Head Left Cheek	1860	20	1RB	/	/	/	/	/	/
	1880	20	1RB	22.57	23.0	1.104	0.62	0.68	216
	1900	20	1RB	/	/	/	/	/	/
	1880	20	50%RB	22.69	23.0	1.074	0.682	0.73	217
Head Left Tilt	1860	20	1RB	22.64	23.0	1.086	0.748	0.81	218
	1880	20	1RB	22.57	23.0	1.104	0.916	1.01	219
	1900	20	1RB	22.72	23.0	1.067	0.926	0.99	220
	1860	20	50%RB	22.45	23.0	1.135	0.974	1.11	221
	1880	20	50%RB	22.69	23.0	1.074	1.13	<b>1.21</b>	<b>222</b>
	1900	20	50%RB	22.75	23.0	1.059	1.11	1.18	223
	1880	20	100%RB	22.58	23.0	1.102	0.871	0.96	224
Head Right Cheek	1860	20	1RB	22.64	23.0	1.086	0.748	0.81	225
	1880	20	1RB	22.57	23.0	1.104	0.886	0.98	226
	1900	20	1RB	22.72	23.0	1.067	0.93	0.99	227
	1860	20	50%RB	22.45	23.0	1.135	0.855	0.97	228
	1880	20	50%RB	22.69	23.0	1.074	1.01	1.08	229
	1900	20	50%RB	22.75	23.0	1.059	1.06	1.12	230
	1880	20	100%RB	22.58	23.0	1.102	1.04	1.15	231
Head Right Tilt	1860	20	1RB	22.64	23.0	1.086	0.928	1.01	232
	1880	20	1RB	22.57	23.0	1.104	1.02	1.13	233
	1900	20	1RB	22.72	23.0	1.067	1.07	1.14	234
	1860	20	50%RB	22.45	23.0	1.135	1.04	1.18	235
	1880	20	50%RB	22.69	23.0	1.074	1.12	1.20	236
	1900	20	50%RB	22.75	23.0	1.059	1.13	1.20	237
	1880	20	100%RB	22.58	23.0	1.102	1.08	1.19	238
Body Front (10mm)	1860	20	1RB	/	/	/	/	/	/
	1880	20	1RB	22.57	23.0	1.104	0.182	0.20	239
	1900	20	1RB	/	/	/	/	/	/
	1880	20	50%RB	22.69	23.0	1.074	0.232	0.25	240
Body Back (10mm)	1860	20	1RB	/	/	/	/	/	/
	1880	20	1RB	22.57	23.0	1.104	0.626	0.69	241
	1900	20	1RB	/	/	/	/	/	/
	1880	20	50%RB	22.69	23.0	1.074	0.706	<b>0.76</b>	<b>242</b>
Body Left (10mm)	1860	20	1RB	/	/	/	/	/	/
	1880	20	1RB	22.57	23.0	1.104	0.05	0.06	243
	1900	20	1RB	/	/	/	/	/	/
	1880	20	50%RB	22.69	23.0	1.074	0.063	0.07	244
Body Top (10mm)	1860	20	1RB	/	/	/	/	/	/
	1880	20	1RB	22.57	23.0	1.104	0.691	0.76	245
	1900	20	1RB	/	/	/	/	/	/
	1880	20	50%RB	22.69	23.0	1.074	0.669	0.72	246



## 5G NR n5 :

EUT Position	Frequency (MHz)	Bandwidth (MHz)	Test Mode	Max. Meas. Power (dBm)	Max. Rated Power (dBm)	1g SAR (W/kg)			
						Scaled Factor	Meas. SAR	Scaled SAR	Plot
Head Left Cheek	834	20	1RB	/	/	/	/	/	/
	836.5	20	1RB	22.43	23.0	1.140	0.054	0.06	247
	839	20	1RB	/	/	/	/	/	/
	836.5	20	50%RB	22.56	23.0	1.107	0.05	0.06	248
Head Left Tilt	834	20	1RB	/	/	/	/	/	/
	836.5	20	1RB	22.43	23.0	1.140	0.028	0.03	249
	839	20	1RB	/	/	/	/	/	/
	836.5	20	50%RB	22.56	23.0	1.107	0.023	0.03	250
Head Right Cheek	834	20	1RB	/	/	/	/	/	/
	836.5	20	1RB	22.43	23.0	1.140	0.058	<b>0.07</b>	<b>251</b>
	839	20	1RB	/	/	/	/	/	/
	836.5	20	50%RB	22.56	23.0	1.107	0.047	0.05	252
Head Right Tilt	834	20	1RB	/	/	/	/	/	/
	836.5	20	1RB	22.43	23.0	1.140	0.032	0.04	253
	839	20	1RB	/	/	/	/	/	/
	836.5	20	50%RB	22.56	23.0	1.107	0.027	0.03	254
Body Front (10mm)	834	20	1RB	/	/	/	/	/	/
	836.5	20	1RB	22.43	23.0	1.140	0.047	0.05	255
	839	20	1RB	/	/	/	/	/	/
	836.5	20	50%RB	22.56	23.0	1.107	0.038	0.04	256
Body Back (10mm)	834	20	1RB	/	/	/	/	/	/
	836.5	20	1RB	22.43	23.0	1.140	0.089	<b>0.10</b>	<b>257</b>
	839	20	1RB	/	/	/	/	/	/
	836.5	20	50%RB	22.56	23.0	1.107	0.074	0.08	258
Body Left (10mm)	834	20	1RB	/	/	/	/	/	/
	836.5	20	1RB	22.43	23.0	1.140	0.062	0.07	259
	839	20	1RB	/	/	/	/	/	/
	836.5	20	50%RB	22.56	23.0	1.107	0.052	0.06	260
Body Right (10mm)	834	20	1RB	/	/	/	/	/	/
	836.5	20	1RB	22.43	23.0	1.140	0.052	0.06	261
	839	20	1RB	/	/	/	/	/	/
	836.5	20	50%RB	22.56	23.0	1.107	0.04	0.04	262
Body Bottom (10mm)	834	20	1RB	/	/	/	/	/	/
	836.5	20	1RB	22.43	23.0	1.140	0.036	0.04	263
	839	20	1RB	/	/	/	/	/	/
	836.5	20	50%RB	22.56	23.0	1.107	0.015	0.02	264

## 5G NR n25 :

EUT Position	Frequency (MHz)	Bandwidth (MHz)	Test Mode	Max. Meas. Power (dBm)	Max. Rated Power (dBm)	1g SAR (W/kg)			
						Scaled Factor	Meas. SAR	Scaled SAR	Plot
Head Left Cheek	1870	40	1RB	/	/	/	/	/	/
	1882.5	40	1RB	22.64	23.0	1.086	0.341	0.37	265
	1895	40	1RB	/	/	/	/	/	/
	1882.5	40	50%RB	22.72	23.0	1.067	0.327	0.35	266
Head Left Tilt	1870	40	1RB	/	/	/	/	/	/
	1882.5	40	1RB	22.64	23.0	1.086	0.698	0.76	267
	1895	40	1RB	/	/	/	/	/	/
	1882.5	40	50%RB	22.72	23.0	1.067	0.712	0.76	268
Head Right Cheek	1870	40	1RB	/	/	/	/	/	/
	1882.5	40	1RB	22.64	23.0	1.086	0.698	0.76	269
	1895	40	1RB	/	/	/	/	/	/
	1870	40	50%RB	22.64	23.0	1.086	0.794	0.86	270
	1882.5	40	50%RB	22.72	23.0	1.067	0.891	0.95	271
	1895	40	50%RB	22.61	23.0	1.094	1.01	1.10	272
	1882.5	40	100%RB	22.59	23.0	1.099	0.941	1.03	273
Head Right Tilt	1870	40	1RB	22.43	23.0	1.140	0.761	0.87	274
	1882.5	40	1RB	22.64	23.0	1.086	0.839	0.91	275
	1895	40	1RB	22.69	23.0	1.074	0.952	1.02	276
	1870	40	50%RB	22.64	23.0	1.086	1.05	1.14	277
	1882.5	40	50%RB	22.72	23.0	1.067	1.15	<b>1.23</b>	<b>278</b>
	1895	40	50%RB	22.61	23.0	1.094	1.12	1.23	279
	1882.5	40	100%RB	22.59	23.0	1.099	1.05	1.15	280
Body Front (10mm)	1870	40	1RB	/	/	/	/	/	/
	1882.5	40	1RB	22.64	23.0	1.086	0.255	0.28	281
	1895	40	1RB	/	/	/	/	/	/
	1882.5	40	50%RB	22.72	23.0	1.067	0.274	0.29	282
Body Back (10mm)	1870	40	1RB	22.43	23.0	1.140	0.491	0.56	283
	1882.5	40	1RB	22.64	23.0	1.086	1.02	<b>1.11</b>	<b>284</b>
	1895	40	1RB	22.69	23.0	1.074	0.545	0.59	285
	1870	40	50%RB	22.64	23.0	1.086	0.333	0.36	286
	1882.5	40	50%RB	22.72	23.0	1.067	1.02	1.09	287
	1895	40	50%RB	22.61	23.0	1.094	0.808	0.88	288
	1882.5	40	100%RB	22.59	23.0	1.099	0.602	0.66	289
Body Left (10mm)	1870	40	1RB	/	/	/	/	/	/
	1882.5	40	1RB	22.64	23.0	1.086	0.12	0.13	290
	1895	40	1RB	/	/	/	/	/	/
	1882.5	40	50%RB	22.72	23.0	1.067	0.11	0.12	291
Body Top (10mm)	1870	40	1RB	/	/	/	/	/	/
	1882.5	40	1RB	22.64	23.0	1.086	0.484	0.53	292
	1895	40	1RB	/	/	/	/	/	/
	1882.5	40	50%RB	22.72	23.0	1.067	0.699	0.75	293

## 5G NR n41 :

EUT Position	Frequency (MHz)	Bandwidth (MHz)	Test Mode	Max. Meas. Power (dBm)	Max. Rated Power (dBm)	1g SAR (W/kg)			
						Scaled Factor	Meas. SAR	Scaled SAR	Plot
Head Left Cheek	2546	100	1RB	/	/	/	/	/	/
	2569.5	100	1RB	/	/	/	/	/	/
	2593	100	1RB	21.57	22.0	1.104	0.00686	0.01	294
	2616.5	100	1RB	/	/	/	/	/	/
	2640	100	1RB	/	/	/	/	/	/
	2593	100	50%RB	21.46	22.0	1.132	0.016	0.02	295
Head Left Tilt	2546	100	1RB	/	/	/	/	/	/
	2569.5	100	1RB	/	/	/	/	/	/
	2593	100	1RB	21.57	22.0	1.104	0.013	0.01	296
	2616.5	100	1RB	/	/	/	/	/	/
	2640	100	1RB	/	/	/	/	/	/
	2593	100	50%RB	21.46	22.0	1.132	0.024	0.03	297
Head Right Cheek	2546	100	1RB	/	/	/	/	/	/
	2569.5	100	1RB	/	/	/	/	/	/
	2593	100	1RB	21.57	22.0	1.104	0.059	0.07	298
	2616.5	100	1RB	/	/	/	/	/	/
	2640	100	1RB	/	/	/	/	/	/
	2593	100	50%RB	21.46	22.0	1.132	0.096	0.11	299
Head Right Tilt	2546	100	1RB	/	/	/	/	/	/
	2569.5	100	1RB	/	/	/	/	/	/
	2593	100	1RB	21.57	22.0	1.104	0.074	0.08	300
	2616.5	100	1RB	/	/	/	/	/	/
	2640	100	1RB	/	/	/	/	/	/
	2593	100	50%RB	21.46	22.0	1.132	0.117	<b>0.13</b>	<b>301</b>
Body Front (10mm)	2546	100	1RB	/	/	/	/	/	/
	2569.5	100	1RB	/	/	/	/	/	/
	2593	100	1RB	21.57	22.0	1.104	0.000509	0.01	302
	2616.5	100	1RB	/	/	/	/	/	/
	2640	100	1RB	/	/	/	/	/	/
	2593	100	50%RB	21.46	22.0	1.132	0.00515	0.01	303
Body Back (10mm)	2546	100	1RB	/	/	/	/	/	/
	2569.5	100	1RB	/	/	/	/	/	/
	2593	100	1RB	21.57	22.0	1.104	0.05	0.06	304
	2616.5	100	1RB	/	/	/	/	/	/
	2640	100	1RB	/	/	/	/	/	/
	2593	100	50%RB	21.46	22.0	1.132	0.07	<b>0.08</b>	<b>305</b>
Body Left (10mm)	2546	100	1RB	/	/	/	/	/	/
	2569.5	100	1RB	/	/	/	/	/	/
	2593	100	1RB	21.57	22.0	1.104	0.00392	0.01	306
	2616.5	100	1RB	/	/	/	/	/	/
	2640	100	1RB	/	/	/	/	/	/
	2593	100	50%RB	21.46	22.0	1.132	0.051	0.06	307

Body Top (10mm)	2546	100	1RB	/	/	/	/	/	/
	2569.5	100	1RB	/	/	/	/	/	/
	2593	100	1RB	21.57	22.0	1.104	0.054	0.06	308
	2616.5	100	1RB	/	/	/	/	/	/
	2640	100	1RB	/	/	/	/	/	/
	2593	100	50%RB	21.46	22.0	1.132	0.067	0.08	309

Note\*:

1. The frequency range of 5G NR n41 is 2596 ~ 2690MHz. Per KDB 447498 D04, according to the following formula Calculate  $N_c$  is 5, We chose to test 5 frequency points.

KDB procedures, the following should be applied to determine the number of required test channels. The test channels should be evenly spread across the transmission frequency band of each wireless mode.<sup>14</sup>

$$N_c = \text{Round} \left\{ \left[ 100(f_{\text{high}} - f_{\text{low}}) / f_c \right]^{0.5} \times (f_c / 100)^{0.2} \right\},$$

where

- $N_c$  is the number of test channels, rounded to the nearest integer.
- $f_{\text{high}}$  and  $f_{\text{low}}$  are the highest and lowest channel frequencies within the transmission band.
- $f_c$  is the mid-band channel frequency.
- all frequencies are in MHz.

#### 5G NR n66 :

EUT Position	Frequency (MHz)	Bandwidth (MHz)	Test Mode	Max Power (dBm)		Scaled Factor	1g SAR (W/kg)		Plot
				Meas.	Rated		Meas.	Scaled	
Head Left Cheek	1730	40	1RB	/	/	/	/	/	/
	1745	40	1RB	21.49	22.0	1.125	0.236	0.27	310
	1760	40	1RB	/	/	/	/	/	/
	1745	40	50%RB	21.64	22.0	1.086	0.315	0.34	311
Head Left Tilt	1730	40	1RB	/	/	/	/	/	/
	1745	40	1RB	21.49	22.0	1.125	0.366	0.41	312
	1760	40	1RB	/	/	/	/	/	/
	1745	40	50%RB	21.64	22.0	1.086	0.445	0.48	313
Head Right Cheek	1730	40	1RB	/	/	/	/	/	/
	1745	40	1RB	21.49	22.0	1.125	0.361	0.41	314
	1760	40	1RB	/	/	/	/	/	/
	1745	40	50%RB	21.64	22.0	1.086	0.459	0.50	315
Head Right Tilt	1730	40	1RB	/	/	/	/	/	/
	1745	40	1RB	21.49	22.0	1.125	0.495	0.56	316
	1760	40	1RB	/	/	/	/	/	/
	1745	40	50%RB	21.64	22.0	1.086	0.62	<b>0.67</b>	<b>317</b>
Body Front (10mm)	1730	40	1RB	/	/	/	/	/	/
	1745	40	1RB	21.49	22.0	1.125	0.086	0.10	318
	1760	40	1RB	/	/	/	/	/	/
	1745	40	50%RB	21.64	22.0	1.086	0.108	0.12	319
Body Back (10mm)	1730	40	1RB	/	/	/	/	/	/
	1745	40	1RB	21.49	22.0	1.125	0.338	0.38	320

	1760	40	1RB	/	/	/	/	/	/
	1745	40	50%RB	21.64	22.0	1.086	0.421	<b>0.46</b>	<b>321</b>
Body Left (10mm)	1730	40	1RB	/	/	/	/	/	/
	1745	40	1RB	21.49	22.0	1.125	0.03	0.03	322
	1760	40	1RB	/	/	/	/	/	/
	1745	40	50%RB	21.64	22.0	1.086	0.037	0.04	323
Body Top (10mm)	1730	40	1RB	/	/	/	/	/	/
	1745	40	1RB	21.49	22.0	1.125	0.31	0.35	324
	1760	40	1RB	/	/	/	/	/	/
	1745	40	50%RB	21.64	22.0	1.086	0.378	0.41	325

## 5G NR n71 :

EUT Position	Frequency (MHz)	Bandwidth (MHz)	Test Mode	Max. Meas. Power (dBm)	Max. Rated Power (dBm)	1g SAR (W/kg)			
						Scaled Factor	Meas. SAR	Scaled SAR	Plot
Head Left Cheek	673	20	1RB	/	/	/	/	/	/
	683	20	1RB	22.59	23.0	1.099	0.032	0.04	326
	688	20	1RB	/	/	/	/	/	/
	683	20	50%RB	22.66	23.0	1.081	0.033	0.04	327
Head Left Tilt	673	20	1RB	/	/	/	/	/	/
	683	20	1RB	22.59	23.0	1.099	0.018	0.02	328
	688	20	1RB	/	/	/	/	/	/
	683	20	50%RB	22.66	23.0	1.081	0.018	0.02	329
Head Right Cheek	673	20	1RB	/	/	/	/	/	/
	683	20	1RB	22.59	23.0	1.099	0.046	<b>0.05</b>	<b>330</b>
	688	20	1RB	/	/	/	/	/	/
	683	20	50%RB	22.66	23.0	1.081	0.043	0.05	331
Head Right Tilt	673	20	1RB	/	/	/	/	/	/
	683	20	1RB	22.59	23.0	1.099	0.025	0.03	332
	688	20	1RB	/	/	/	/	/	/
	683	20	50%RB	22.66	23.0	1.081	0.023	0.02	333
Body Front (10mm)	673	20	1RB	/	/	/	/	/	/
	683	20	1RB	22.59	23.0	1.099	0.046	0.05	334
	688	20	1RB	/	/	/	/	/	/
	683	20	50%RB	22.66	23.0	1.081	0.041	0.04	335
Body Back (10mm)	673	20	1RB	/	/	/	/	/	/
	683	20	1RB	22.59	23.0	1.099	0.091	0.10	336
	688	20	1RB	/	/	/	/	/	/
	683	20	50%RB	22.66	23.0	1.081	0.09	<b>0.10</b>	<b>337</b>
Body Left (10mm)	673	20	1RB	/	/	/	/	/	/
	683	20	1RB	22.59	23.0	1.099	0.056	0.06	338
	688	20	1RB	/	/	/	/	/	/
	683	20	50%RB	22.66	23.0	1.081	0.054	0.06	339
Body Right (10mm)	673	20	1RB	/	/	/	/	/	/
	683	20	1RB	22.59	23.0	1.099	0.019	0.02	340
	688	20	1RB	/	/	/	/	/	/
	683	20	50%RB	22.66	23.0	1.081	0.018	0.02	341
Body Bottom (10mm)	673	20	1RB	/	/	/	/	/	/
	683	20	1RB	22.59	23.0	1.099	0.024	0.03	342
	688	20	1RB	/	/	/	/	/	/
	683	20	50%RB	22.66	23.0	1.081	0.00012	0.01	343

**WLAN 2.4G:**

EUT Position	Frequency (MHz)	Test Mode	Max. Meas. Power (dBm)	Max. Rated Power (dBm)	1g SAR (W/kg)				
					Scaled Factor	Duty Cycle (%)	Meas. SAR	Scaled SAR	Plot
Head Left Cheek	2412	802.11b	/	/	/		/	/	/
	2442	802.11b	12.85	13.0	1.035	99.63	0.138	<b>0.14</b>	<b>344</b>
	2472	802.11b	/	/	/		/	/	/
Head Left Tilt	2412	802.11b	/	/	/		/	/	/
	2442	802.11b	12.85	13.0	1.035	99.63	0.126	0.13	345
	2472	802.11b	/	/	/		/	/	/
Head Right Cheek	2412	802.11b	/	/	/		/	/	/
	2442	802.11b	12.85	13.0	1.035	99.63	0.037	0.04	346
	2472	802.11b	/	/	/		/	/	/
Head Right Tilt	2412	802.11b	/	/	/		/	/	/
	2442	802.11b	12.85	13.0	1.035	99.63	0.04	0.04	347
	2472	802.11b	/	/	/		/	/	/
Body Front (10mm)	2412	802.11b	/	/	/		/	/	/
	2442	802.11b	12.85	13.0	1.035	99.63	0.03	0.03	348
	2472	802.11b	/	/	/		/	/	/
Body Back (10mm)	2412	802.11b	/	/	/		/	/	/
	2442	802.11b	12.85	13.0	1.035	99.63	0.077	<b>0.08</b>	<b>349</b>
	2472	802.11b	/	/	/		/	/	/
Body Right (10mm)	2412	802.11b	/	/	/		/	/	/
	2442	802.11b	12.85	13.0	1.035	99.63	0.05	0.05	350
	2472	802.11b	/	/	/		/	/	/
Body Bottom (10mm)	2412	802.11b	/	/	/		/	/	/
	2442	802.11b	12.85	13.0	1.035	99.63	0.032	0.03	351
	2472	802.11b	/	/	/		/	/	/

**Note:**

1. When the 1-g SAR is  $\leq 0.8$  W/Kg, testing for other channels are optional.
2. When the highest *reported* SAR for DSSS is adjusted by the ratio of OFDM to DSSS specified maximum output power and the adjusted SAR is  $\leq 1.2$  W/kg, OFDM SAR is not required.
3. When SAR or MPE is not measured at the maximum power level allowed for production units, the results must be scaled to the maximum tune-up tolerance limit according to the power applied to the individual channels tested to determine compliance.
4. According 2016 Oct. TCB, for SAR testing of 2.4G WIFI 802.11b signal with non-100% duty cycle, the measured SAR is scaled-up by the duty cycle scaling factor which is equal to "1/(duty cycle)".

**WLAN 5G:**

EUT Position	Frequency (MHz)	Test Mode	Max. Meas. Power (dBm)	Max. Rated Power (dBm)	1g SAR (W/kg)				
					Scaled Factor	Duty Cycle (%)	Meas. SAR	Scaled SAR	Plot
Head Left Cheek	5180	802.11a	/	/	/	/	/	/	/
	5200	802.11a	10.87	11.0	1.030	97.34	<b>0.262</b>	<b>0.27</b>	<b>352</b>
	5240	802.11a	/	/	/	/	/	/	/
Head Left Tilt	5180	802.11a	/	/	/	/	/	/	/
	5200	802.11a	10.87	11.0	1.030	97.34	0.252	0.26	353
	5240	802.11a	/	/	/	/	/	/	/
Head Right Cheek	5180	802.11a	/	/	/	/	/	/	/
	5200	802.11a	10.87	11.0	1.030	97.34	0.249	0.26	354
	5240	802.11a	/	/	/	/	/	/	/
Head Right Tilt	5180	802.11a	/	/	/	/	/	/	/
	5200	802.11a	10.87	11.0	1.030	97.34	0.241	0.25	355
	5240	802.11a	/	/	/	/	/	/	/
Body Front (10mm)	5180	802.11a	/	/	/	/	/	/	/
	5200	802.11a	10.87	11.0	1.030	97.34	0.088	<b>0.09</b>	<b>356</b>
	5240	802.11a	/	/	/	/	/	/	/
Body Back (10mm)	5180	802.11a	/	/	/	/	/	/	/
	5200	802.11a	10.87	11.0	1.030	97.34	0.080	0.08	357
	5240	802.11a	/	/	/	/	/	/	/
Body Right (10mm)	5180	802.11a	/	/	/	/	/	/	/
	5200	802.11a	10.87	11.0	1.030	97.34	0.020	0.02	358
	5240	802.11a	/	/	/	/	/	/	/
Body Bottom (10mm)	5180	802.11a	/	/	/	/	/	/	/
	5200	802.11a	10.87	11.0	1.030	97.34	0.023	0.02	359
	5240	802.11a	/	/	/	/	/	/	/



EUT Position	Frequency (MHz)	Test Mode	Max. Meas. Power (dBm)	Max. Rated Power (dBm)	1g SAR (W/kg)				
					Scaled Factor	Duty Cycle (%)	Meas. SAR	Scaled SAR	Plot
Head Left Cheek	5745	802.11a	/	/	/		/	/	/
	5785	802.11a	8.41	9.0	1.146	97.41	0.032	0.04	360
	5825	802.11a	/	/	/		/	/	/
Head Left Tilt	5745	802.11a	/	/	/		/	/	/
	5785	802.11a	8.41	9.0	1.146	97.41	0.046	0.05	361
	5825	802.11a	/	/	/		/	/	/
Head Right Cheek	5745	802.11a	/	/	/		/	/	/
	5785	802.11a	8.41	9.0	1.146	97.41	0.096	<b>0.11</b>	<b>362</b>
	5825	802.11a	/	/	/		/	/	/
Head Right Tilt	5745	802.11a	/	/	/		/	/	/
	5785	802.11a	8.41	9.0	1.146	97.41	0.042	0.05	363
	5825	802.11a	/	/	/		/	/	/
Body Front (10mm)	5745	802.11a	/	/	/		/	/	/
	5785	802.11a	8.41	9.0	1.146	97.41	0.00174	0.01	364
	5825	802.11a	/	/	/		/	/	/
Body Back (10mm)	5745	802.11a	/	/	/		/	/	/
	5785	802.11a	8.41	9.0	1.146	97.41	0.178	<b>0.21</b>	<b>365</b>
	5825	802.11a	/	/	/		/	/	/
Body Right (10mm)	5745	802.11a	/	/	/		/	/	/
	5785	802.11a	8.41	9.0	1.146	97.41	0.012	0.01	366
	5825	802.11a	/	/	/		/	/	/
Body Bottom (10mm)	5745	802.11a	/	/	/		/	/	/
	5785	802.11a	8.41	9.0	1.146	97.41	0.041	0.05	367
	5825	802.11a	/	/	/		/	/	/

**Note:**

1. When the SAR value is less than half of the limit, testing for other channels are optional.
2. When SAR or MPE is not measured at the maximum power level allowed for production units, the results must be scaled to the maximum tune-up tolerance limit according to the power applied to the individual channels tested to determine compliance

**Bluetooth:**

EUT Position	Frequency (MHz)	Test Mode	Max. Meas. Power (dBm)	Max. Rated Power (dBm)	1g SAR (W/kg)				
					Scaled Factor	Duty Cycle (%)	Meas. SAR	Scaled SAR	Plot
Head Left Cheek	2402	GFSK	/	/	/		/	/	/
	2441	GFSK	3.96	4.5	1.132	100	0.001	<b>0.01</b>	<b>368</b>
	2480	GFSK	/	/	/		/	/	/
Head Left Tilt	2402	GFSK	/	/	/		/	/	/
	2441	GFSK	3.96	4.5	1.132	100	0.00103	0.01	369
	2480	GFSK	/	/	/		/	/	/
Head Right Cheek	2402	GFSK	/	/	/		/	/	/
	2441	GFSK	3.96	4.5	1.132	100	0.000707	0.01	370
	2480	GFSK	/	/	/		/	/	/
Head Right Tilt	2402	GFSK	/	/	/		/	/	/
	2441	GFSK	3.96	4.5	1.132	100	0.000156	0.01	371
	2480	GFSK	/	/	/		/	/	/
Body Front (10mm)	2402	GFSK	/	/	/		/	/	/
	2441	GFSK	3.96	4.5	1.132	100	0.000212	0.01	372
	2480	GFSK	/	/	/		/	/	/
Body Back (10mm)	2402	GFSK	/	/	/		/	/	/
	2441	GFSK	3.96	4.5	1.132	100	0.000289	0.01	373
	2480	GFSK	/	/	/		/	/	/
Body Right (10mm)	2402	GFSK	/	/	/		/	/	/
	2441	GFSK	3.96	4.5	1.132	100	0.017	<b>0.02</b>	<b>374</b>
	2480	GFSK	/	/	/		/	/	/
Body Bottom (10mm)	2402	GFSK	/	/	/		/	/	/
	2441	GFSK	3.96	4.5	1.132	100	0.00029	0.01	375
	2480	GFSK	/	/	/		/	/	/

**Note:**

1. When the 1-g SAR is  $\leq 0.8$ W/Kg, testing for other channels are optional.
2. When SAR or MPE is not measured at the maximum power level allowed for production units, the results must be scaled to the maximum tune-up tolerance limit according to the power applied to the individual channels tested to determine compliance.
3. From October 2016 TB workshop, this device power and SAR measured is performed with test software, the duty cycle is 100%.

## SAR Measurement Variability

In accordance with published RF Exposure KDB procedure 865664 D01 SAR measurement 100 MHz to 6 GHz v01. These additional measurements are repeated after the completion of all measurements requiring the same head or body tissue-equivalent medium in a frequency band. The test device should be returned to ambient conditions (normal room temperature) with the battery fully charged before it is re-mounted on the device holder for the repeated measurement(s) to minimize any unexpected variations in the repeated results

- 1) Repeated measurement is not required when the original highest measured SAR is  $< 0.80$  W/kg; steps 2) through 4) do not apply.
- 2) When the original highest measured SAR is  $\geq 0.80$  W/kg, repeat that measurement once.
- 3) Perform a second repeated measurement only if the ratio of largest to smallest SAR for the original and first repeated measurements is  $> 1.20$  or when the original or repeated measurement is  $\geq 1.45$  W/kg (~ 10% from the 1-g SAR limit).
- 4) Perform a third repeated measurement only if the original, first or second repeated measurement is  $\geq 1.5$  W/kg and the ratio of largest to smallest SAR for the original, first and second repeated measurements is  $> 1.20$ .

### The Highest Measured SAR Configuration in Each Frequency Band

#### Head

SAR probe calibration point	Frequency Band	Freq.(MHz)	EUT Position	Meas. SAR (W/kg)		Largest to Smallest SAR Ratio
				Original	Repeated	
1900MHz (1850-1950MHz)	PCS 1900	1909.8	Head Right Tilt	0.842	0.835	1.01
1900MHz (1850-1950MHz)	WCDMA Band 2	1907.6	Head Right Tilt	1.18	1.14	1.04
1750MHz (1650-1850Mhz)	WCDMA Band 4	1752.6	Head Right Tilt	1.08	1.05	1.03
1900MHz (1850-1950MHz)	LTE Band 25	1860	Head Right Tilt	1.13	1.13	1.00
1900MHz (1850-1950MHz)	5G NR n2	1880	Head Left Tilt	1.13	1.09	1.04
1900MHz (1850-1950MHz)	5G NR n25	1882.5	Head Right Tilt	1.15	1.12	1.03

**Body**

SAR probe calibration point	Frequency Band	Freq.(MHz)	EUT Position	Meas. SAR (W/kg)		Largest to Smallest SAR Ratio
				Original	Repeated	
1900MHz (1850-1950MHz)	PCS 1900	1909.8	Body Back	0.856	0.854	1.00
1900MHz (1850-1950MHz)	WCDMA Band 2	1907.6	Body Back	1.05	1.03	1.02
1900MHz (1850-1950MHz)	LTE Band 25	1882.5	Body Back	0.996	0.985	1.01
1900MHz (1850-1950MHz)	5G NR n25	1882.5	Body Back	1.02	1.01	1.01

**Note:**

1. Second Repeated Measurement is not required since the ratio of the largest to smallest SAR for the original and first repeated measurement is not > 1.20.
2. The measured SAR results **do not** have to be scaled to the maximum tune-up tolerance to determine if repeated measurements are required.
3. SAR measurement variability must be assessed for each frequency band, which is determined by the **SAR probe calibration point and tissue-equivalent medium** used for the device measurements..

## SAR SIMULTANEOUS TRANSMISSION DESCRIPTION

### Simultaneous Transmission:

Description of Simultaneous Transmit Capabilities		
Transmitter Combination	Simultaneous?	Hotspot?
WWAN + Bluetooth	√	×
WWAN + WLAN	√	√
WLAN + Bluetooth	×	×

### Simultaneous and Hotspot SAR test exclusion considerations:

Mode(SAR1+SAR2)	Position	Reported SAR(W/kg)		$\Sigma$ SAR < 1.6W/kg
		SAR1	SAR2	
WWAN <sub>Max</sub> +WLAN <sub>Max</sub>	Head	1.26	0.32	<b>1.58</b>
	Body	1.13	0.21	<b>1.34</b>
WWAN <sub>Max</sub> +BT <sub>Max</sub>	Head	1.26	0.01	1.27
	Body	1.13	0.02	1.15

Mode(SAR1+SAR2+SAR4)	Position	Reported SAR(W/kg)		$\Sigma$ SAR < 1.6W/kg
		MAX <sub>SAR1+SAR2</sub>	MAX <sub>SAR4</sub>	
DC_2A_n41+Bluetooth	Head	1.340	0.01	1.350
	Body	1.190	0.02	1.210
DC_2A_n71+Bluetooth	Head	1.280	0.01	1.290
	Body	1.210	0.02	1.230
DC_12A_n66+Bluetooth	Head	0.740	0.01	0.750
	Body	0.610	0.02	0.630
DC_12A_n2+Bluetooth	Head	1.280	0.01	1.290
	Body	0.910	0.02	0.930
DC_66A_n41+Bluetooth	Head	0.860	0.01	0.870
	Body	0.540	0.02	0.560
DC_66A_n71+Bluetooth	Head	0.780	0.01	0.790
	Body	0.560	0.02	0.580

Mode(SAR1+SAR2+SAR4)	Position	Reported SAR(W/kg)		$\Sigma$ SAR < 1.6W/kg
		MAX <sub>SAR1+SAR2</sub>	MAX <sub>SAR4</sub>	
DC_2A_n41+2.4Gwifi	Head	1.340	0.14	1.480
	Body	1.190	0.08	1.270
DC_2A_n71+2.4Gwifi	Head	1.280	0.14	1.420
	Body	1.210	0.08	1.290
DC_12A_n66+2.4Gwifi	Head	0.740	0.14	0.880
	Body	0.610	0.08	0.690
DC_12A_n2+2.4Gwifi	Head	1.280	0.14	1.420
	Body	0.910	0.08	0.990
DC_66A_n41+2.4Gwifi	Head	0.860	0.14	1.000
	Body	0.540	0.08	0.620
DC_66A_n71+2.4Gwifi	Head	0.780	0.14	0.920
	Body	0.560	0.08	0.640

Mode(SAR1+SAR2+SAR4)	Position	Reported SAR(W/kg)		$\Sigma$ SAR < 1.6W/kg
		MAX <sub>SAR1+SAR2</sub>	MAX <sub>SAR4</sub>	
DC_2A_n41+5.2Gwifi	Head Left Cheek	0.660	0.27	0.930
	Head Left Tilt	1.180	0.26	1.440
	Head Right Cheek	1.170	0.26	1.430
	Head Right Tilt	1.340	0.25	<b>1.590</b>
	Body	1.190	0.09	1.280
DC_2A_n71+5.2Gwifi	Head	1.280	0.27	1.550
	Body	1.210	0.09	1.300
DC_12A_n66+5.2Gwifi	Head	0.740	0.27	1.010
	Body	0.610	0.09	0.700
DC_12A_n2+5.2Gwifi	Head	1.280	0.27	1.550
	Body	0.910	0.09	1.000
DC_66A_n41+5.2Gwifi	Head	0.860	0.27	1.130
	Body	0.540	0.09	0.630
DC_66A_n71+5.2Gwifi	Head	0.780	0.27	1.050
	Body	0.560	0.09	0.650

Mode(SAR1+SAR2+SAR4)	Position	Reported SAR(W/kg)		$\Sigma$ SAR < 1.6W/kg
		MAX <sub>SAR1+SAR2</sub>	MAX <sub>SAR4</sub>	
DC_2A_n41+5.8Gwifi	Head	1.340	0.11	1.450
	Body	1.190	0.21	1.400
DC_2A_n71+5.8Gwifi	Head	1.280	0.11	1.390
	Body	1.210	0.21	<b>1.420</b>
DC_12A_n66+5.8Gwifi	Head	0.740	0.11	0.850
	Body	0.610	0.21	0.820
DC_12A_n2+5.8Gwifi	Head	1.280	0.11	1.390
	Body	0.910	0.21	1.120
DC_66A_n41+5.8Gwifi	Head	0.860	0.11	0.970
	Body	0.540	0.21	0.750
DC_66A_n71+5.8Gwifi	Head	0.780	0.11	0.890
	Body	0.560	0.21	0.770

**Note:**

1. Hotspot mode SAR is measured for all edges and surfaces of the device with a transmitting antenna located within 25 mm from that surface or edge; for the data modes, wireless technologies and frequency bands supporting hotspot mode.
2. Hotspot Mode is not feasible during voice calls.

**Conclusion:**

Sum of SAR:  $\Sigma\text{SAR} \leq 1.6 \text{ W/kg}$  therefore simultaneous transmission SAR with Volume Scans is **not required**.



## **SAR Plots**

---

**Please Refer to the Attachment.**

## APPENDIX A MEASUREMENT UNCERTAINTY

The uncertainty budget has been determined for the measurement system and is given in the following Table.

### Measurement uncertainty evaluation for IEEE1528-2013 SAR test

Source of uncertainty	Tolerance/ uncertainty y ± %	Probability distribution	Divisor	ci (1 g)	ci (10 g)	Standard uncertainty ± %, (1 g)	Standard uncertainty ± %, (10 g)
<b>Measurement system</b>							
Probe calibration	6.55	N	1	1	1	6.6	6.6
Axial Isotropy	4.7	R	$\sqrt{3}$	1	1	2.7	2.7
Hemispherical Isotropy	9.6	R	$\sqrt{3}$	0	0	0.0	0.0
Boundary effect	1.0	R	$\sqrt{3}$	1	1	0.6	0.6
Linearity	4.7	R	$\sqrt{3}$	1	1	2.7	2.7
Detection limits	1.0	R	$\sqrt{3}$	1	1	0.6	0.6
Readout electronics	0.3	N	1	1	1	0.3	0.3
Response time	0.0	R	$\sqrt{3}$	1	1	0.0	0.0
Integration time	0.0	R	$\sqrt{3}$	1	1	0.0	0.0
RF ambient conditions – noise	1.0	R	$\sqrt{3}$	1	1	0.6	0.6
RF ambient conditions–reflections	1.0	R	$\sqrt{3}$	1	1	0.6	0.6
Probe positioner mech. Restrictions	0.8	R	$\sqrt{3}$	1	1	0.5	0.5
Probe positioning with respect to phantom shell	6.7	R	$\sqrt{3}$	1	1	3.9	3.9
Post-processing	2.0	R	$\sqrt{3}$	1	1	1.2	1.2
<b>Test sample related</b>							
Test sample positioning	2.8	N	1	1	1	2.8	2.8
Device holder uncertainty	6.3	N	1	1	1	6.3	6.3
Drift of output power	5.0	R	$\sqrt{3}$	1	1	2.9	2.9
<b>Phantom and set-up</b>							
Phantom uncertainty (shape and thickness tolerances)	4.0	R	$\sqrt{3}$	1	1	2.3	2.3
Liquid conductivity target)	5.0	R	$\sqrt{3}$	0.64	0.43	1.8	1.2
Liquid conductivity meas.)	2.5	N	1	0.64	0.43	1.6	1.1
Liquid permittivity target)	5.0	R	$\sqrt{3}$	0.6	0.49	1.7	1.4
Liquid permittivity meas.)	2.5	N	1	0.6	0.49	1.5	1.2
Combined standard uncertainty		RSS				12.2	12.0
Expanded uncertainty 95 % confidence interval)						24.3	23.9

## Measurement uncertainty evaluation for IEC 62209-2 SAR test

Source of uncertainty	Tolerance/uncertainty ± %	Probability distribution	Divisor	ci (1 g)	ci (10 g)	Standard uncertainty ± %, (1 g)	Standard uncertainty ± %, (10 g)
<b>Measurement system</b>							
Probe calibration	6.55	N	1	1	1	6.6	6.6
Axial Isotropy	4.7	R	$\sqrt{3}$	1	1	2.7	2.7
Hemispherical Isotropy	9.6	R	$\sqrt{3}$	0	0	0.0	0.0
Linearity	4.7	R	$\sqrt{3}$	1	1	2.7	2.7
Modulation Response	0.0	R	$\sqrt{3}$	1	1	0.0	0.0
Detection limits	1.0	R	$\sqrt{3}$	1	1	0.6	0.6
Boundary effect	1.0	R	$\sqrt{3}$	1	1	0.6	0.6
Readout electronics	0.3	N	1	1	1	0.3	0.3
Response time	0.0	R	$\sqrt{3}$	1	1	0.0	0.0
Integration time	0.0	R	$\sqrt{3}$	1	1	0.0	0.0
RF ambient conditions – noise	1.0	R	$\sqrt{3}$	1	1	0.6	0.6
RF ambient conditions–reflections	1.0	R	$\sqrt{3}$	1	1	0.6	0.6
Probe positioner mech. Restrictions	0.8	R	$\sqrt{3}$	1	1	0.5	0.5
Probe positioning with respect to phantom shell	6.7	R	$\sqrt{3}$	1	1	3.9	3.9
Post-processing	2.0	R	$\sqrt{3}$	1	1	1.2	1.2
<b>Test sample related</b>							
Device holder Uncertainty	6.3	N	1	1	1	6.3	6.3
Test sample positioning	2.8	N	1	1	1	2.8	2.8
Power scaling	4.5	R	$\sqrt{3}$	1	1	2.6	2.6
Drift of output power	5.0	R	$\sqrt{3}$	1	1	2.9	2.9
<b>Phantom and set-up</b>							
Phantom uncertainty (shape and thickness tolerances)	4.0	R	$\sqrt{3}$	1	1	2.3	2.3
Algorithm for correcting SAR for deviations in permittivity and conductivity	1.9	N	1	1	0.84	1.1	0.9
Liquid conductivity (meas.)	2.5	N	1	0.64	0.43	1.6	1.1
Liquid permittivity (meas.)	2.5	N	1	0.6	0.49	1.5	1.2
Temp. unc. - Conductivity	1.7	R	$\sqrt{3}$	0.78	0.71	0.8	0.7
Temp. unc. - Permittivity	0.3	R	$\sqrt{3}$	0.23	0.26	0.0	0.0
Combined standard uncertainty		RSS				12.2	12.1
Expanded uncertainty 95 % confidence interval)						24.5	24.2

---

## **APPENDIX B EUT TEST POSITION PHOTOS**

---

**Please Refer to the Attachment.**

---

## **APPENDIX C PROBE CALIBRATION CERTIFICATES**

---

**Please Refer to the Attachment.**

---

## **APPENDIX D DIPOLE CALIBRATION CERTIFICATES**

---

**Please Refer to the Attachment.**

**\*\*\*\*\* END OF REPORT \*\*\*\*\***