

## Appendix A: Effective (Isotropic) Radiated Power Output Data

### Test Result(WCDMA)

Band	Type	Channel	Conducted Power (dBm)	ERP/EIRP (dBm)	ERP/EIRP Limit (dBm)	Verdict
Band2	Voice	9262	22.78	23.80	33.01	PASS
Band2	TestMode	9262	22.77	23.79	33.01	PASS
Band2	TestMode	9400	22.55	23.57	33.01	PASS
Band2	Voice	9400	22.51	23.53	33.01	PASS
Band2	TestMode	9538	22.14	23.16	33.01	PASS
Band2	Voice	9538	22.17	23.19	33.01	PASS
Band4	Voice	1312	22.86	24.45	30.00	PASS
Band4	TestMode	1312	22.92	24.51	30.00	PASS
Band4	Voice	1413	23.05	24.64	30.00	PASS
Band4	TestMode	1413	23.08	24.67	30.00	PASS
Band4	TestMode	1513	22.86	24.45	30.00	PASS
Band4	Voice	1513	22.84	24.43	30.00	PASS
Band5	Voice	4132	22.54	18.66	38.45	PASS
Band5	TestMode	4132	22.90	19.02	38.45	PASS
Band5	TestMode	4183	22.98	19.10	38.45	PASS
Band5	Voice	4183	22.46	18.58	38.45	PASS
Band5	Voice	4233	22.27	18.39	38.45	PASS
Band5	TestMode	4233	22.79	18.91	38.45	PASS

### Test Result(HSDPA)

Band	Channel	SubTest	Conducted Power (dBm)	ERP/EIRP (dBm)	ERP/EIRP Limit (dBm)	Verdict
Band2	9262	1	21.82	22.84	33.01	PASS
Band2	9262	2	21.28	22.30	33.01	PASS
Band2	9262	3	21.34	22.36	33.01	PASS
Band2	9262	4	21.32	22.34	33.01	PASS
Band2	9400	1	21.57	22.59	33.01	PASS
Band2	9400	2	21.09	22.11	33.01	PASS
Band2	9400	3	21.06	22.08	33.01	PASS
Band2	9400	4	21.08	22.10	33.01	PASS
Band2	9538	1	21.16	22.18	33.01	PASS
Band2	9538	2	20.69	21.71	33.01	PASS
Band2	9538	3	20.68	21.70	33.01	PASS
Band2	9538	4	20.72	21.74	33.01	PASS

Band4	1312	1	22.02	23.61	30.00	PASS
Band4	1312	2	21.52	23.11	30.00	PASS
Band4	1312	3	21.55	23.14	30.00	PASS
Band4	1312	4	21.52	23.11	30.00	PASS
Band4	1413	1	22.19	23.78	30.00	PASS
Band4	1413	2	21.70	23.29	30.00	PASS
Band4	1413	3	21.68	23.27	30.00	PASS
Band4	1413	4	21.69	23.28	30.00	PASS
Band4	1513	1	21.99	23.58	30.00	PASS
Band4	1513	2	21.54	23.13	30.00	PASS
Band4	1513	3	21.56	23.15	30.00	PASS
Band4	1513	4	21.51	23.10	30.00	PASS
Band5	4132	1	21.84	17.96	38.5	PASS
Band5	4132	2	21.32	17.44	38.5	PASS
Band5	4132	3	21.37	17.49	38.5	PASS
Band5	4132	4	21.32	17.44	38.5	PASS
Band5	4183	1	22.08	18.20	38.5	PASS
Band5	4183	2	21.53	17.65	38.5	PASS
Band5	4183	3	21.53	17.65	38.5	PASS
Band5	4183	4	21.54	17.66	38.5	PASS
Band5	4233	1	22.04	18.16	38.5	PASS
Band5	4233	2	21.49	17.61	38.5	PASS
Band5	4233	3	21.49	17.61	38.5	PASS
Band5	4233	4	21.51	17.63	38.5	PASS

**Test Result(HSUPA)**

Band	Channel	SubTest	Conducted Power (dBm)	ERP/EIRP (dBm)	ERP/EIRP Limit (dBm)	Verdict
Band2	9262	1	19.85	20.87	33.01	PASS
Band2	9262	2	20.31	21.33	33.01	PASS
Band2	9262	3	20.86	21.88	33.01	PASS
Band2	9262	4	19.85	20.87	33.01	PASS
Band2	9262	5	21.84	22.86	33.01	PASS
Band2	9400	1	19.56	20.58	33.01	PASS
Band2	9400	2	20.07	21.09	33.01	PASS
Band2	9400	3	20.56	21.58	33.01	PASS
Band2	9400	4	19.60	20.62	33.01	PASS
Band2	9400	5	21.57	22.59	33.01	PASS
Band2	9538	1	19.24	20.26	33.01	PASS
Band2	9538	2	19.71	20.73	33.01	PASS
Band2	9538	3	20.22	21.24	33.01	PASS

Band2	9538	4	19.22	20.24	33.01	PASS
Band2	9538	5	21.21	22.23	33.01	PASS
Band4	1312	1	20.27	21.86	30.00	PASS
Band4	1312	2	20.75	22.34	30.00	PASS
Band4	1312	3	21.22	22.81	30.00	PASS
Band4	1312	4	20.23	21.82	30.00	PASS
Band4	1312	5	22.15	23.74	30.00	PASS
Band4	1413	1	20.37	21.96	30.00	PASS
Band4	1413	2	20.81	22.40	30.00	PASS
Band4	1413	3	21.32	22.91	30.00	PASS
Band4	1413	4	20.34	21.93	30.00	PASS
Band4	1413	5	22.35	23.94	30.00	PASS
Band4	1513	1	20.30	21.89	30.00	PASS
Band4	1513	2	20.78	22.37	30.00	PASS
Band4	1513	3	21.32	22.91	30.00	PASS
Band4	1513	4	20.25	21.84	30.00	PASS
Band4	1513	5	22.26	23.85	30.00	PASS
Band5	4132	1	19.90	16.02	38.5	PASS
Band5	4132	2	20.33	16.45	38.5	PASS
Band5	4132	3	20.84	16.96	38.5	PASS
Band5	4132	4	19.87	15.99	38.5	PASS
Band5	4132	5	21.90	18.02	38.5	PASS
Band5	4183	1	20.07	16.19	38.5	PASS
Band5	4183	2	20.51	16.63	38.5	PASS
Band5	4183	3	21.04	17.16	38.5	PASS
Band5	4183	4	20.08	16.20	38.5	PASS
Band5	4183	5	22.06	18.18	38.5	PASS
Band5	4233	1	20.02	16.14	38.5	PASS
Band5	4233	2	20.49	16.61	38.5	PASS
Band5	4233	3	20.92	17.04	38.5	PASS
Band5	4233	4	20.05	16.17	38.5	PASS
Band5	4233	5	21.97	18.09	38.5	PASS

Remark:  $EIRP (dBm) = \text{Conducted power (dBm)} + \text{Antenna Gain (dBi)}$ . (For Band2)  
 $ERP (dBm) = EIRP (dBm) - 2.15 (dB)$ . (For Band5)

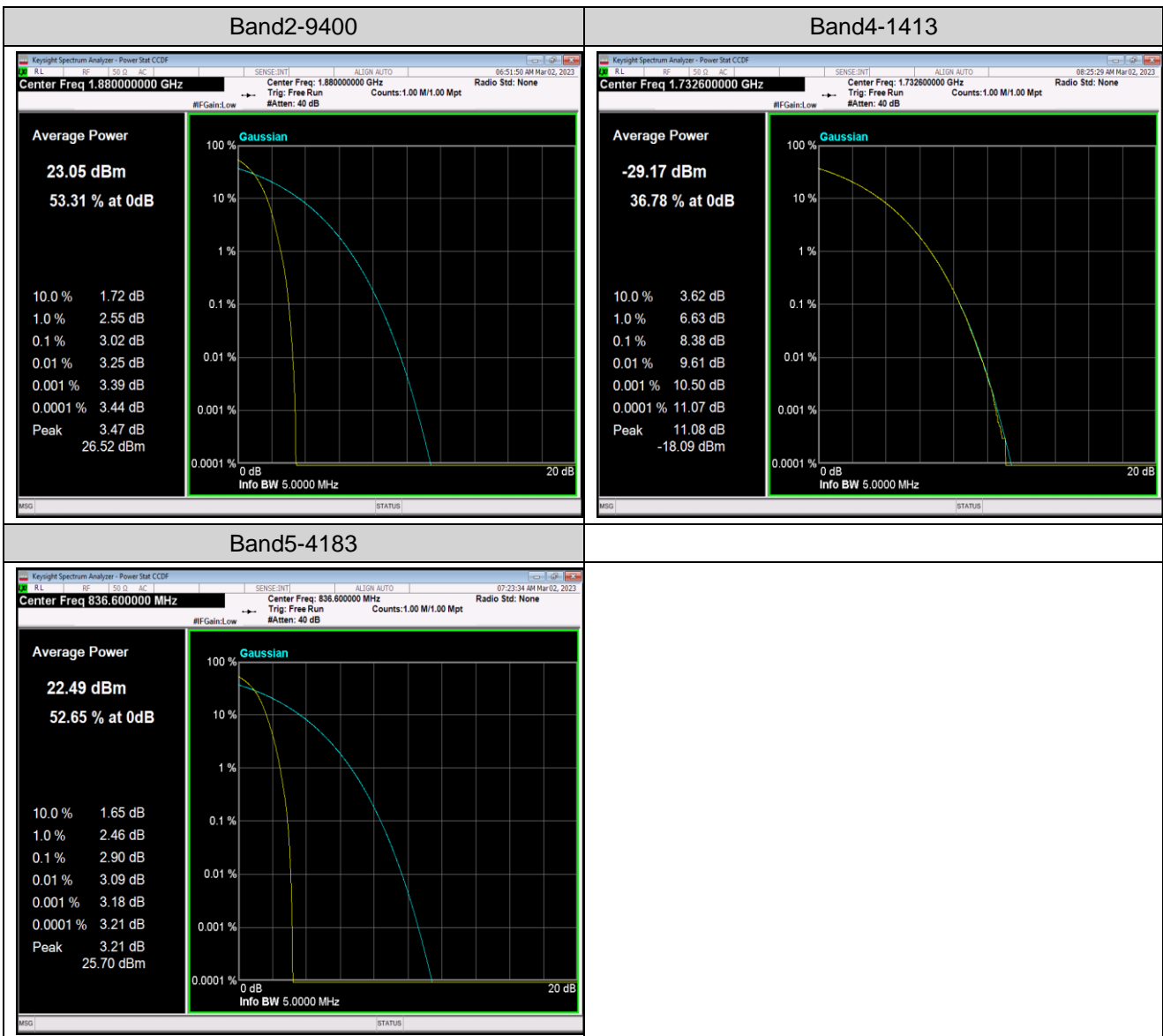
## AppendixB:Peak-to-Average Ratio

### Test Result(WCDMA)

Band	Channel	Peak-to-Average Ratio(dB)	Limit(dB)	Verdict
Band2	9400	3.02	13	PASS
Band4	1413	8.38	13	PASS
Band5	4183	2.9	13	PASS

Remark: All channel had been tested, but only the worst case data displayed in this report.

### Test Graphs(WCDMA)

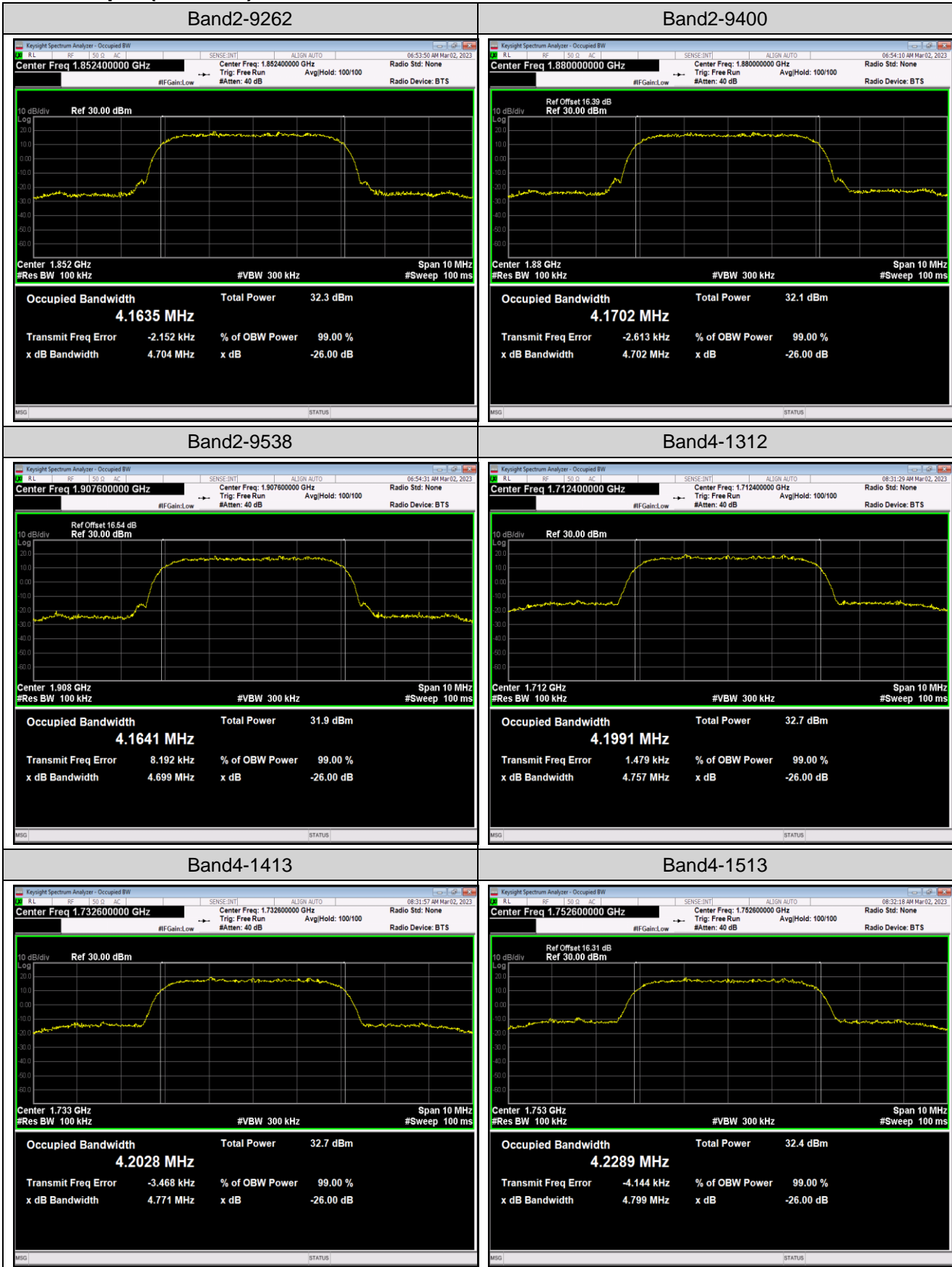


## AppendixC:26dB Bandwidth andOccupied Bandwidth

### Test Result(WCDMA)

Band	Channel	Occupied Bandwidth (MHz)	26dB Bandwidth (MHz)	Limit(kHz)	Verdict
Band2	9262	4.1635	4.704	---	PASS
Band2	9400	4.1702	4.702	---	PASS
Band2	9538	4.1641	4.699	---	PASS
Band4	1312	4.1991	4.757	---	PASS
Band4	1413	4.2028	4.771	---	PASS
Band4	1513	4.2289	4.799	---	PASS
Band5	4132	4.1584	4.686	---	PASS
Band5	4183	4.1858	4.712	---	PASS
Band5	4233	4.2359	4.778	---	PASS

Test Graphs(WCDMA)



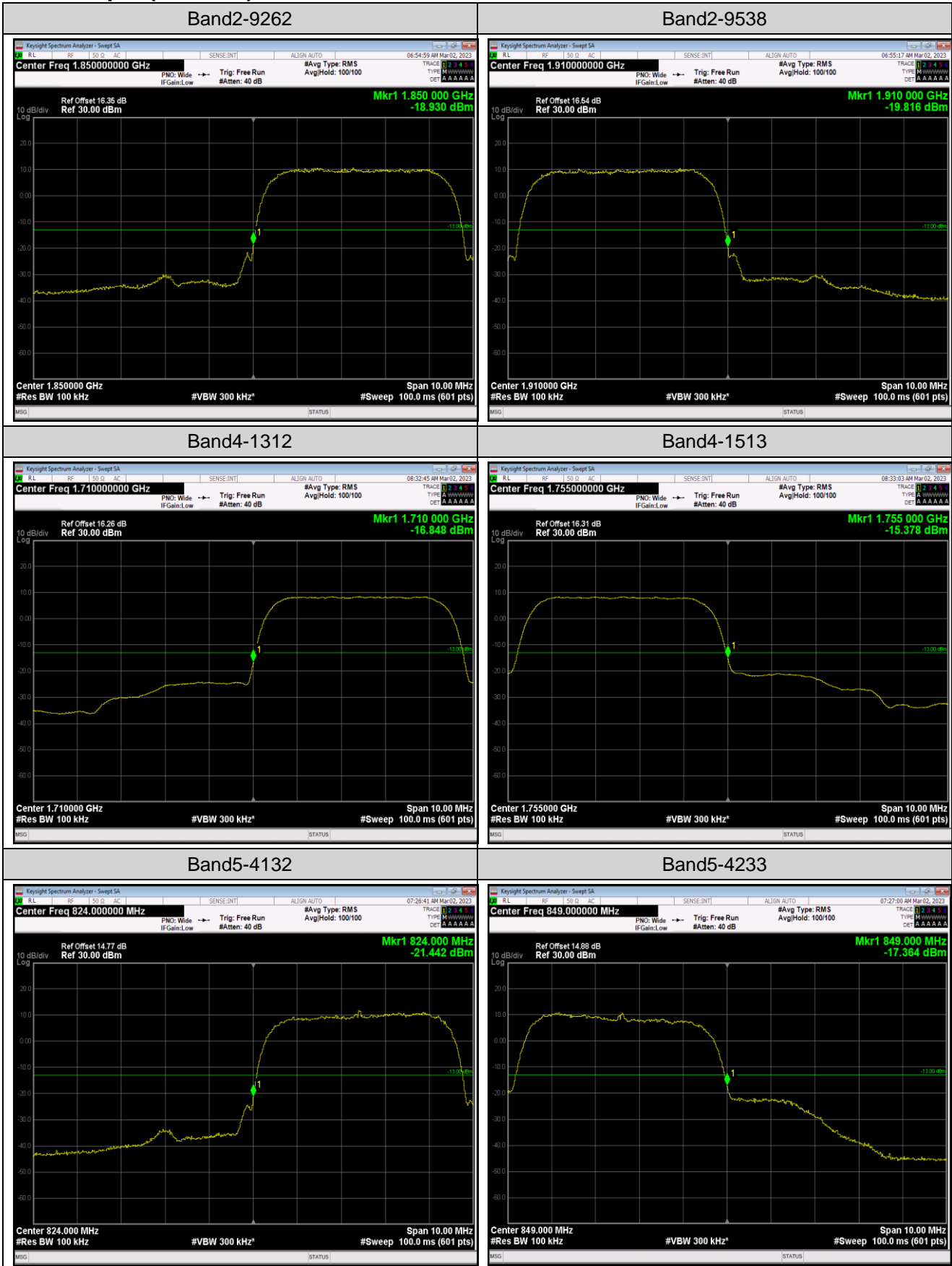


**AppendixD:Band Edge****Test Result(WCDMA)**

Band	Channel	Frequency (MHz)	Result (dBm)	Limit(dBm)	Verdict
Band2	9262	1850.00	-18.93	-13	PASS
Band2	9538	1910.00	-19.82	-13	PASS
Band4	1312	1710.00	-16.85	-13	PASS
Band4	1513	1755.00	-15.38	-13	PASS
Band5	4132	824.00	-21.44	-13	PASS
Band5	4233	849.00	-17.36	-13	PASS



Test Graphs(WCDMA)

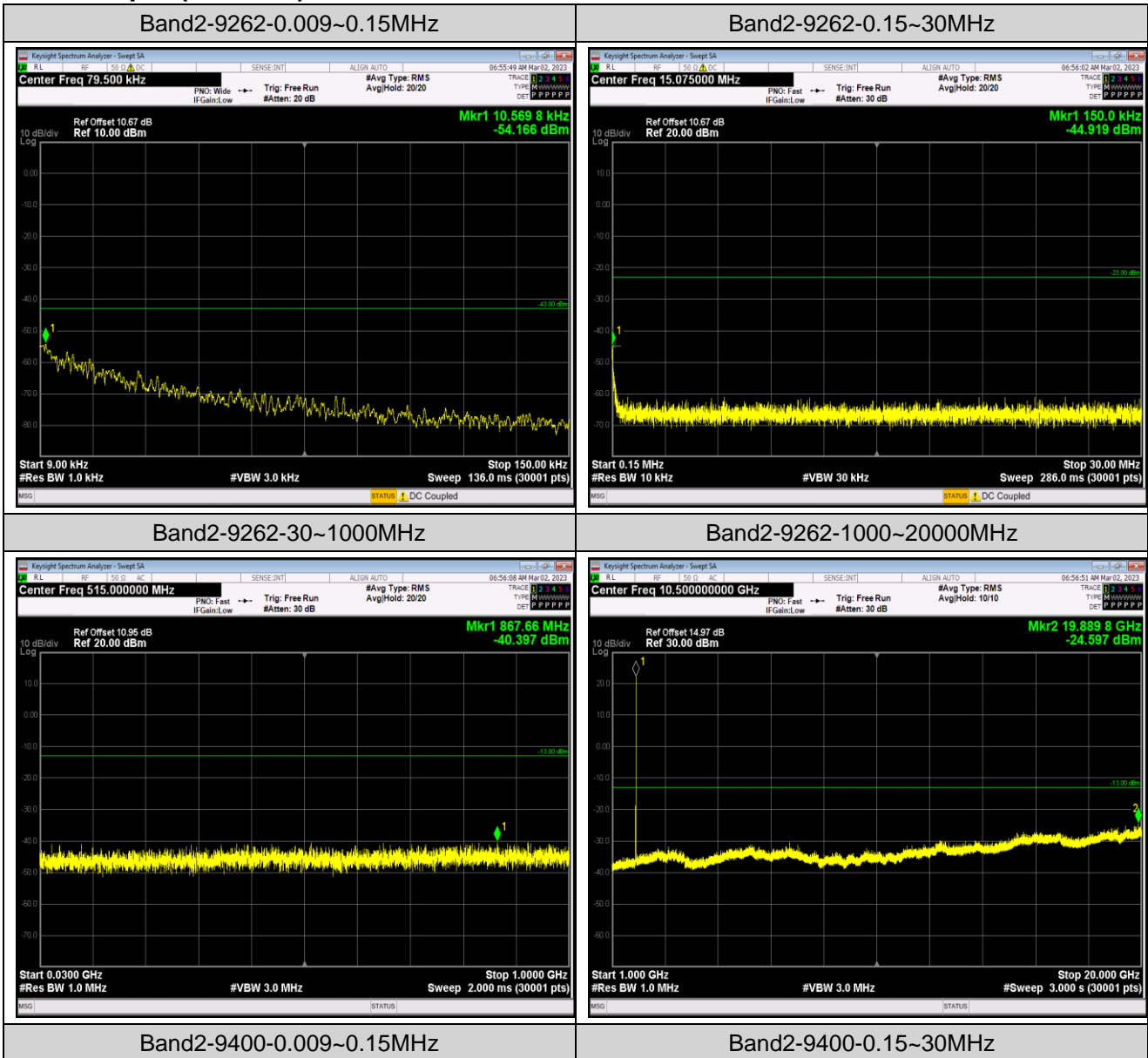


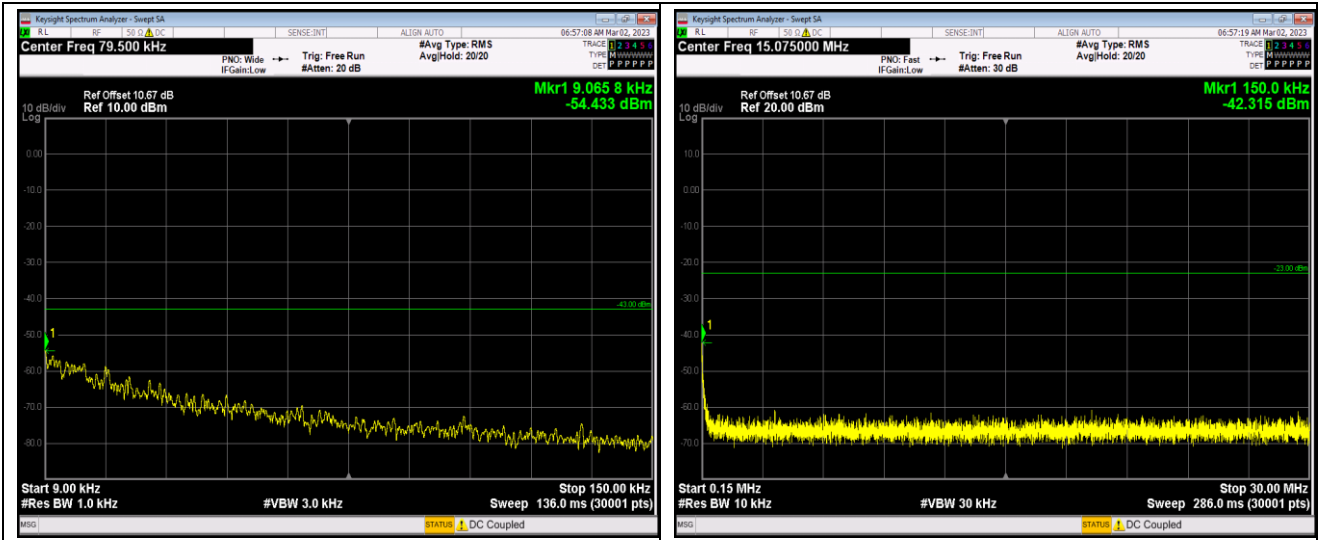
## Appendix E: Conducted Spurious Emission

### Test Result (WCDMA)

Band	Channel	Frequency Range (Mhz)	Frequency (dBm)	Result (dBm)	Limit (dBm)	Verdict
Band2	9262	0.009~0.15MHz	0.01	-54.17	-43	PASS
Band2	9262	0.15~30MHz	0.15	-44.92	-23	PASS
Band2	9262	30~1000MHz	867.66	-40.4	-13	PASS
Band2	9262	1000~20000MHz	19889.8	-24.6	-13	PASS
Band2	9400	0.009~0.15MHz	0.01	-54.43	-43	PASS
Band2	9400	0.15~30MHz	0.15	-42.32	-23	PASS
Band2	9400	30~1000MHz	814.18	-39.94	-13	PASS
Band2	9400	1000~20000MHz	19773.9	-25.35	-13	PASS
Band2	9538	0.009~0.15MHz	0.01	-54.63	-43	PASS
Band2	9538	0.15~30MHz	0.15	-45.47	-23	PASS
Band2	9538	30~1000MHz	713.95	-39.81	-13	PASS
Band2	9538	1000~20000MHz	19979.1	-25.37	-13	PASS
Band4	1312	0.009~0.15MHz	0.01	-52.81	-43	PASS
Band4	1312	0.15~30MHz	0.15	-44.32	-23	PASS
Band4	1312	30~1000MHz	982.67	-39.56	-13	PASS
Band4	1312	1000~20000MHz	18985.4	-24.67	-13	PASS
Band4	1413	0.009~0.15MHz	0.01	-52.76	-43	PASS
Band4	1413	0.15~30MHz	0.16	-44.81	-23	PASS
Band4	1413	30~1000MHz	903.71	-39.84	-13	PASS
Band4	1413	1000~20000MHz	19892.97	-25.19	-13	PASS
Band4	1513	0.009~0.15MHz	0.01	-51.27	-43	PASS
Band4	1513	0.15~30MHz	0.18	-45.56	-23	PASS
Band4	1513	30~1000MHz	907.79	-39.17	-13	PASS
Band4	1513	1000~20000MHz	19924.63	-25.15	-13	PASS
Band5	4132	0.009~0.15MHz	0.01	-54.18	-33	PASS
Band5	4132	0.15~30MHz	0.15	-44.35	-13	PASS
Band5	4132	30~1000MHz	441.73	-47.67	-13	PASS
Band5	4132	1000~10000MHz	5987.2	-31.15	-13	PASS
Band5	4183	0.009~0.15MHz	0.01	-54.58	-33	PASS
Band5	4183	0.15~30MHz	0.16	-43.67	-13	PASS
Band5	4183	30~1000MHz	941.9	-49.67	-13	PASS
Band5	4183	1000~10000MHz	5945.8	-30.94	-13	PASS
Band5	4233	0.009~0.15MHz	0.01	-52.41	-33	PASS
Band5	4233	0.15~30MHz	0.15	-45.7	-13	PASS
Band5	4233	30~1000MHz	550.47	-49.78	-13	PASS
Band5	4233	1000~10000MHz	5815.9	-29.82	-13	PASS

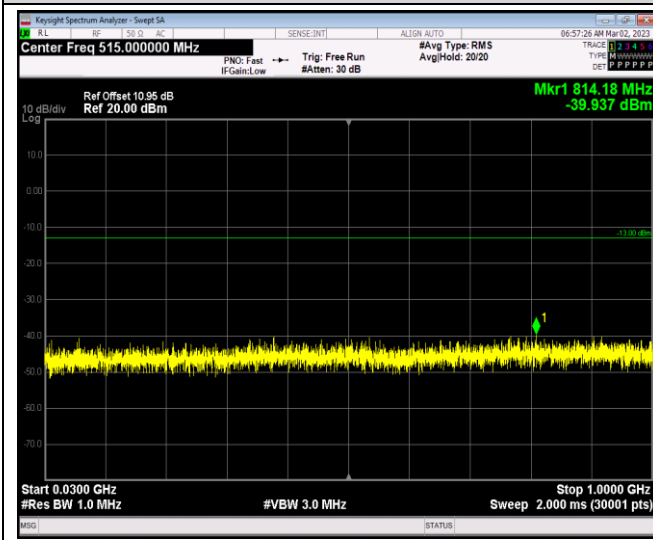
Test Graphs(WCDMA)



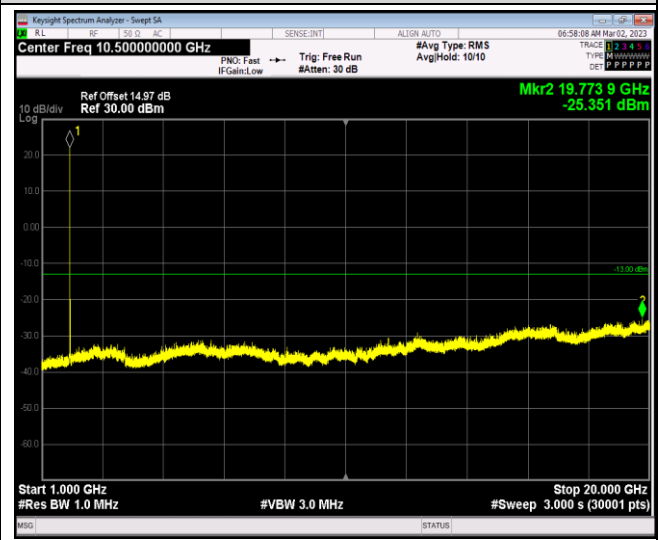


Band2-9400-30~1000MHz

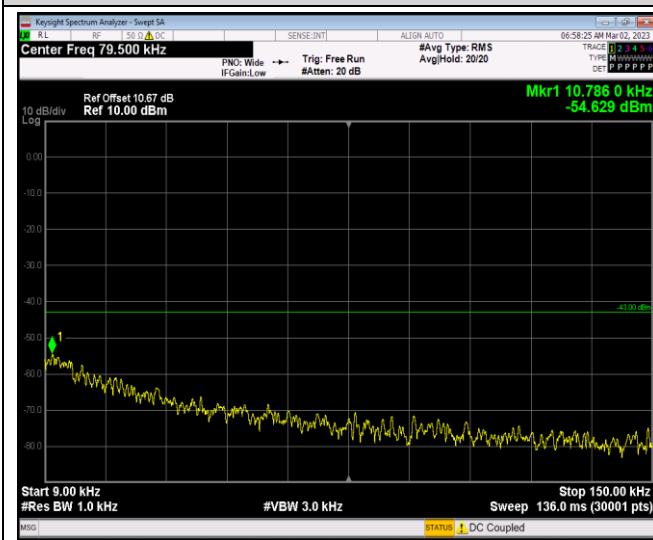
Band2-9400-1000~20000MHz



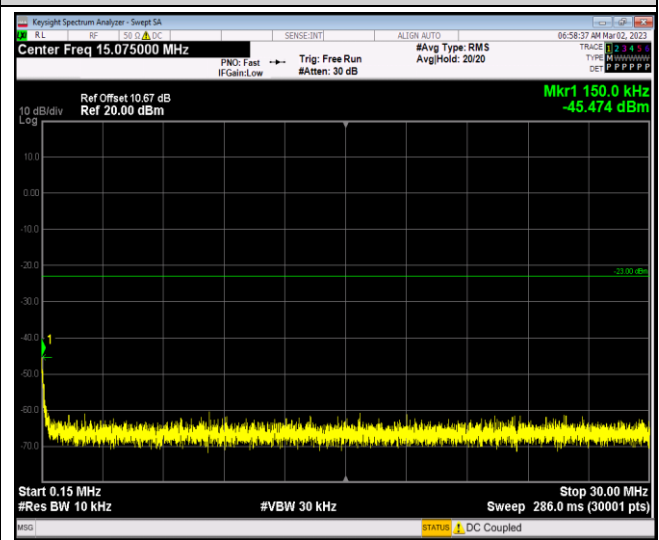
Band2-9538-0.009~0.15MHz



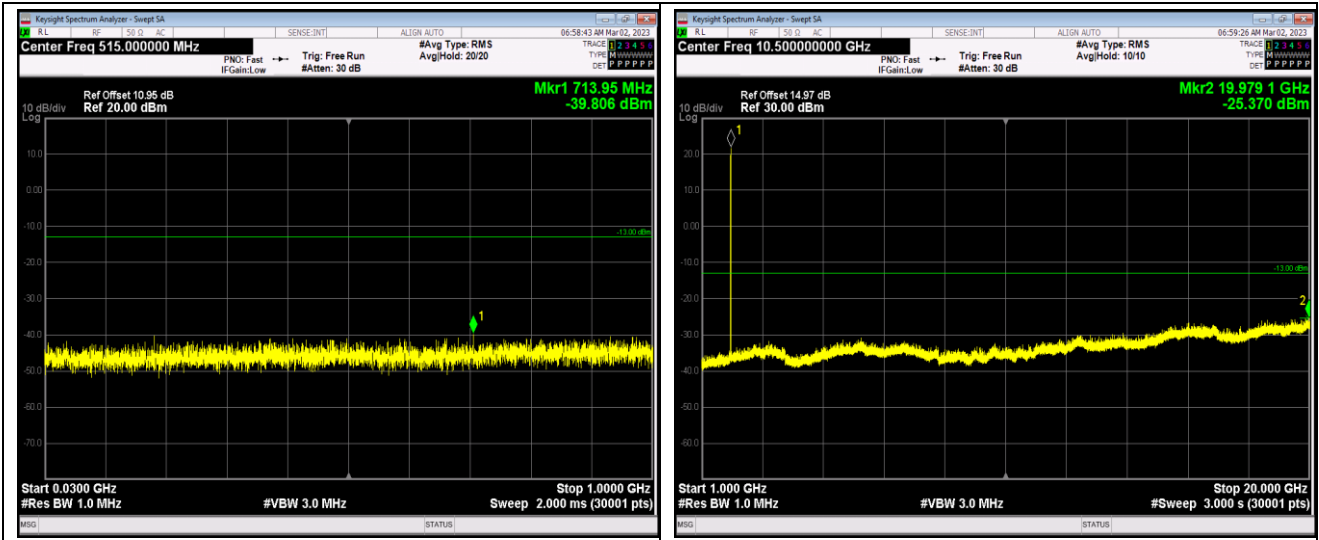
Band2-9538-0.15~30MHz



Band2-9538-30~1000MHz

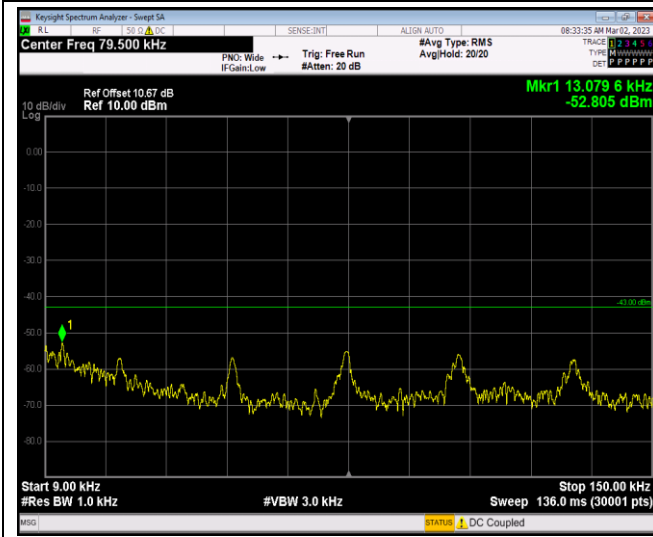


Band2-9538-1000~20000MHz

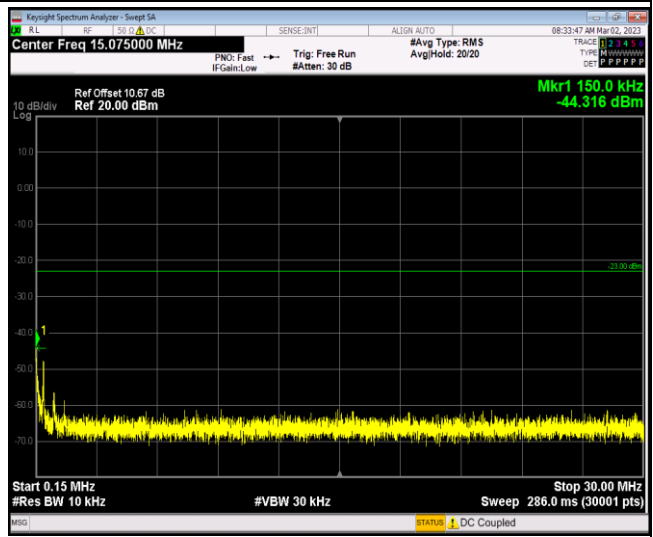


Band4-1312-0.009~0.15MHz

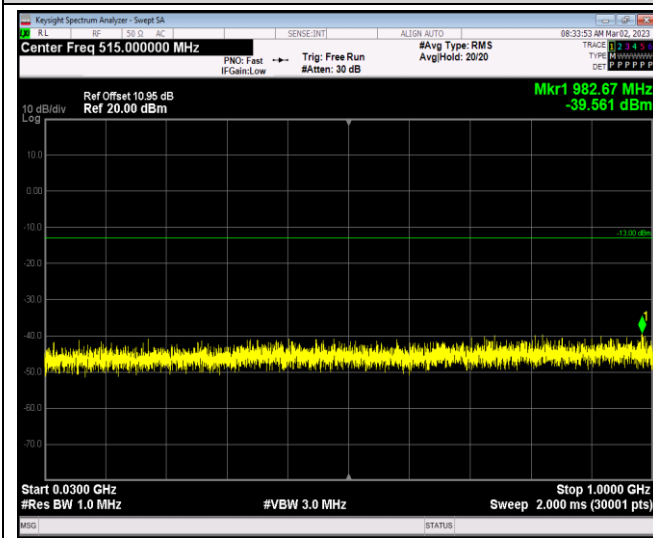
Band4-1312-0.15~30MHz



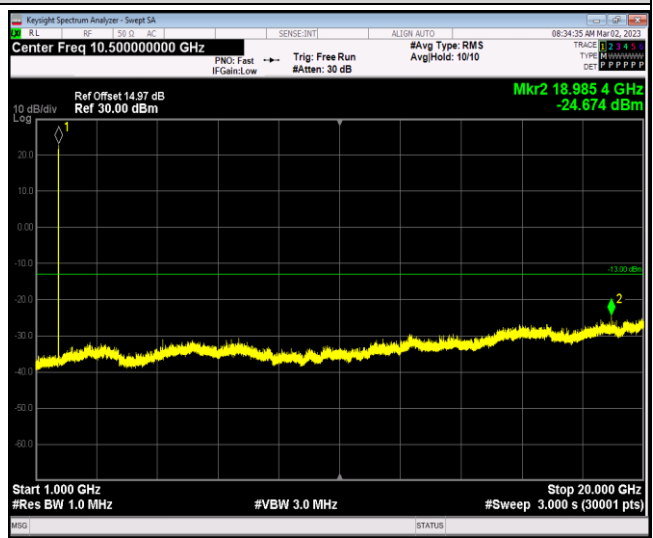
Band4-1312-30~1000MHz



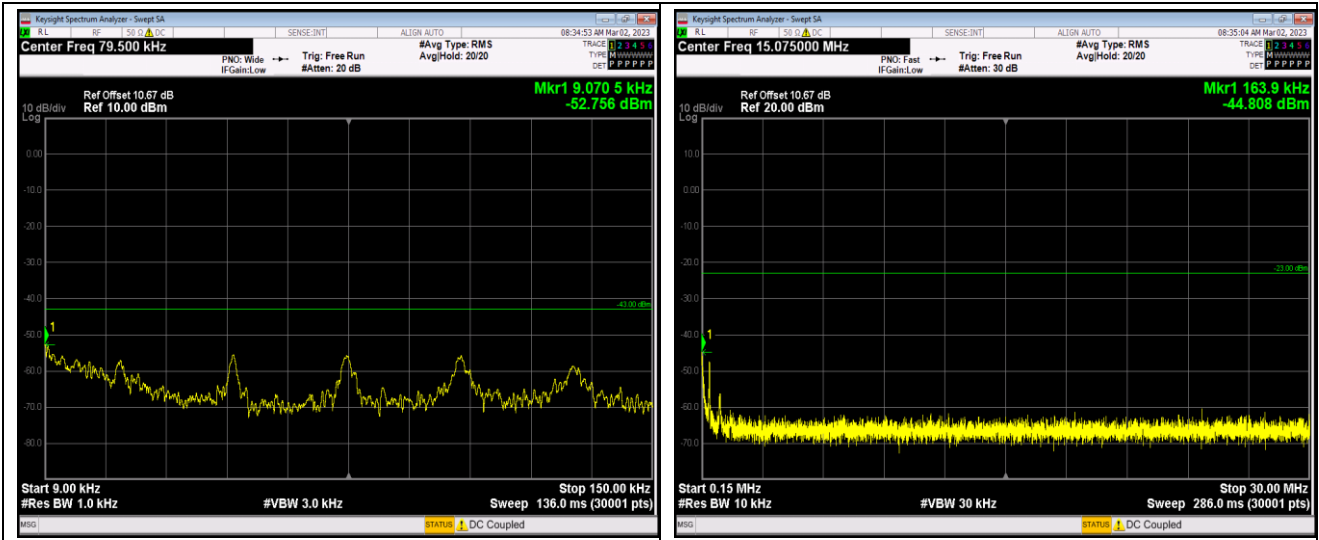
Band4-1312-1000~20000MHz



Band4-1413-0.009~0.15MHz

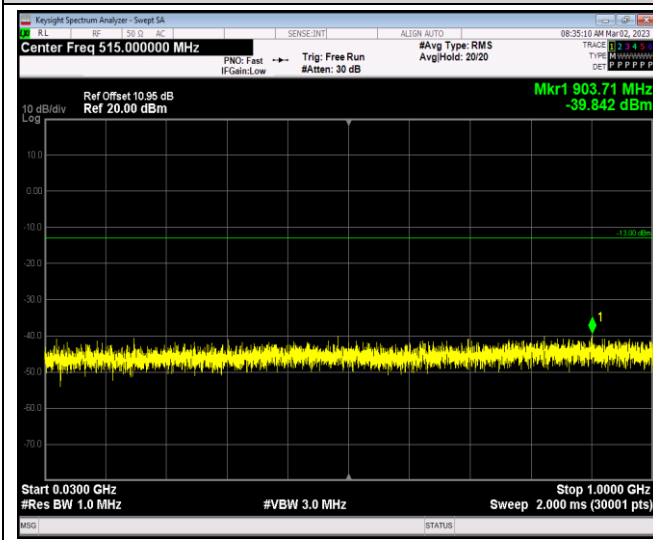


Band4-1413-0.15~30MHz

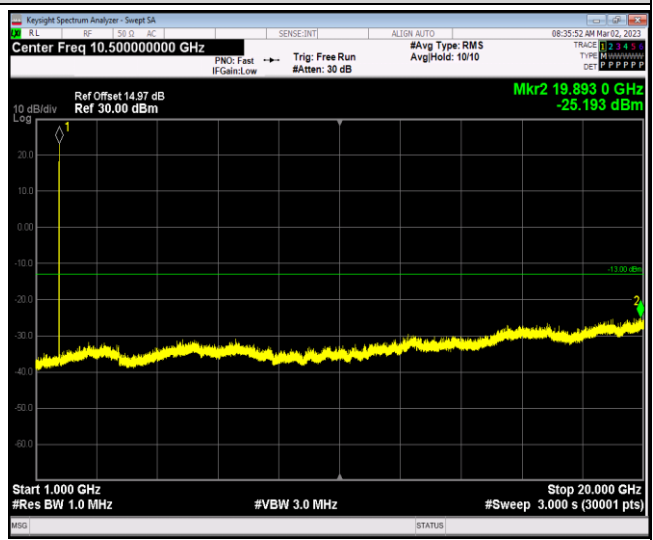


Band4-1413-30~1000MHz

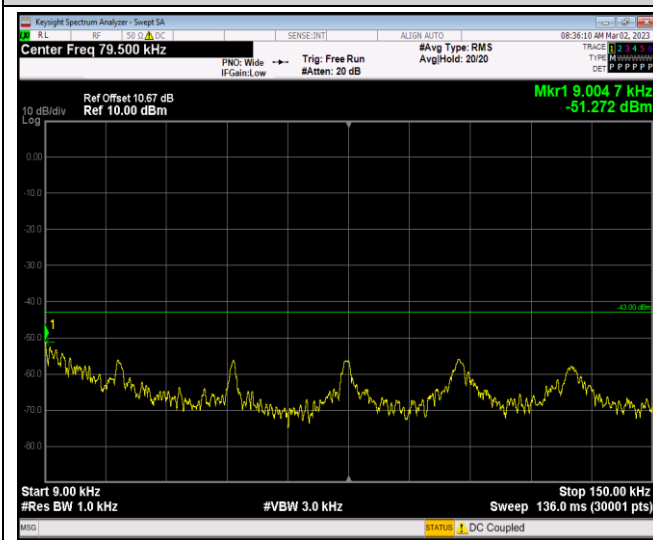
Band4-1413-1000~20000MHz



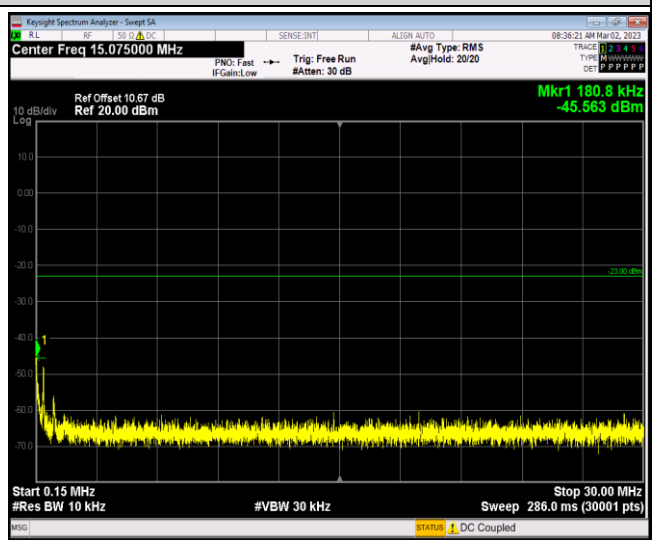
Band4-1513-0.009~0.15MHz



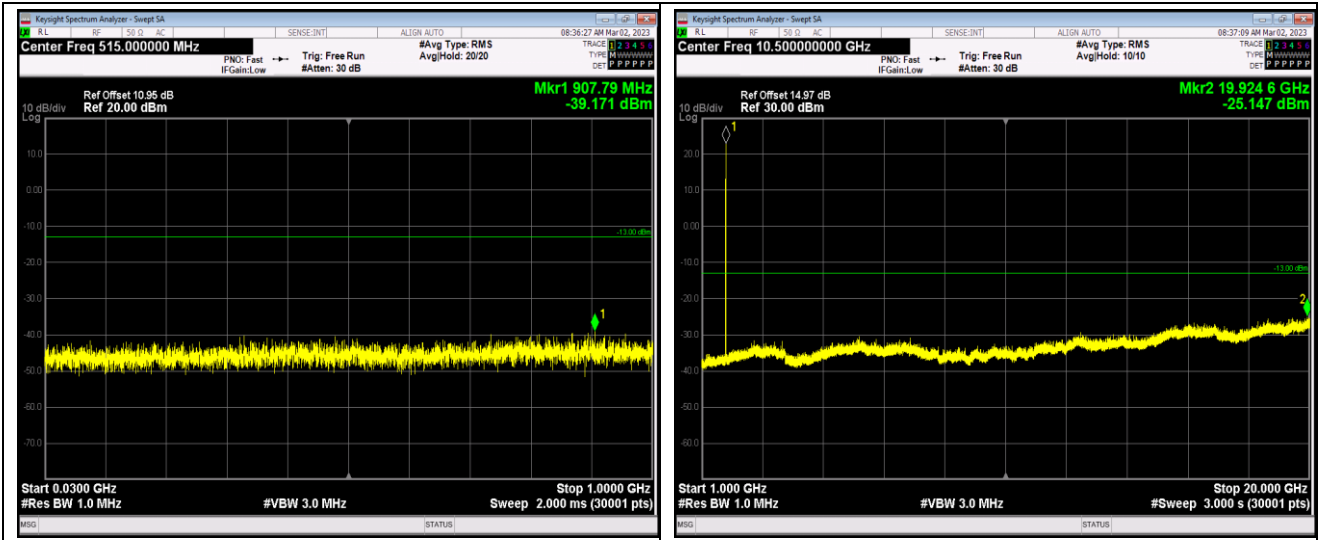
Band4-1513-0.15~30MHz



Band4-1513-30~1000MHz



Band4-1513-1000~20000MHz

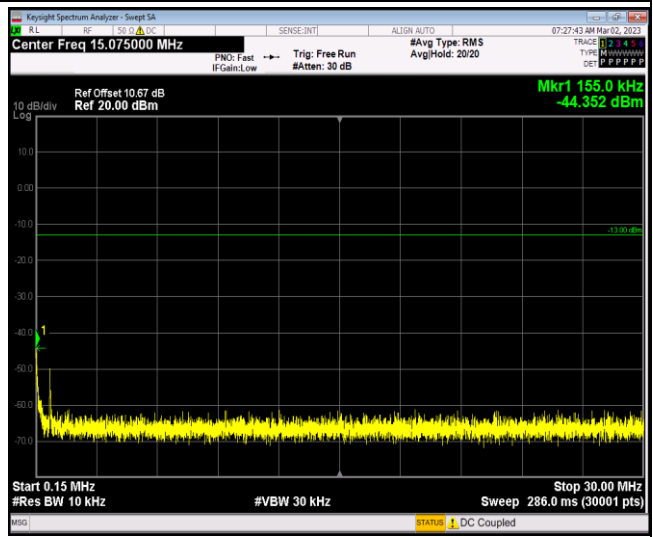


Band5-4132-0.009~0.15MHz

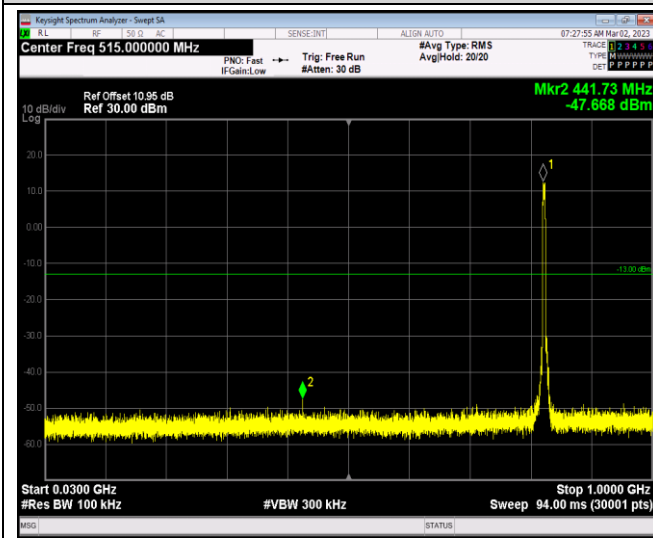
Band5-4132-0.15~30MHz



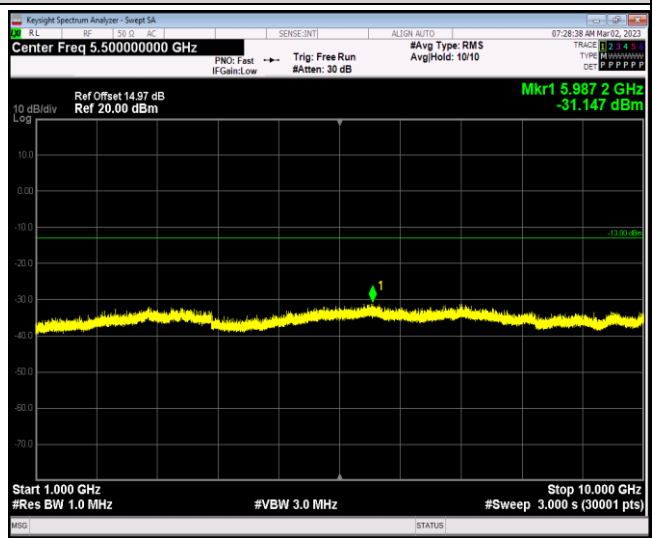
Band5-4132-30~1000MHz



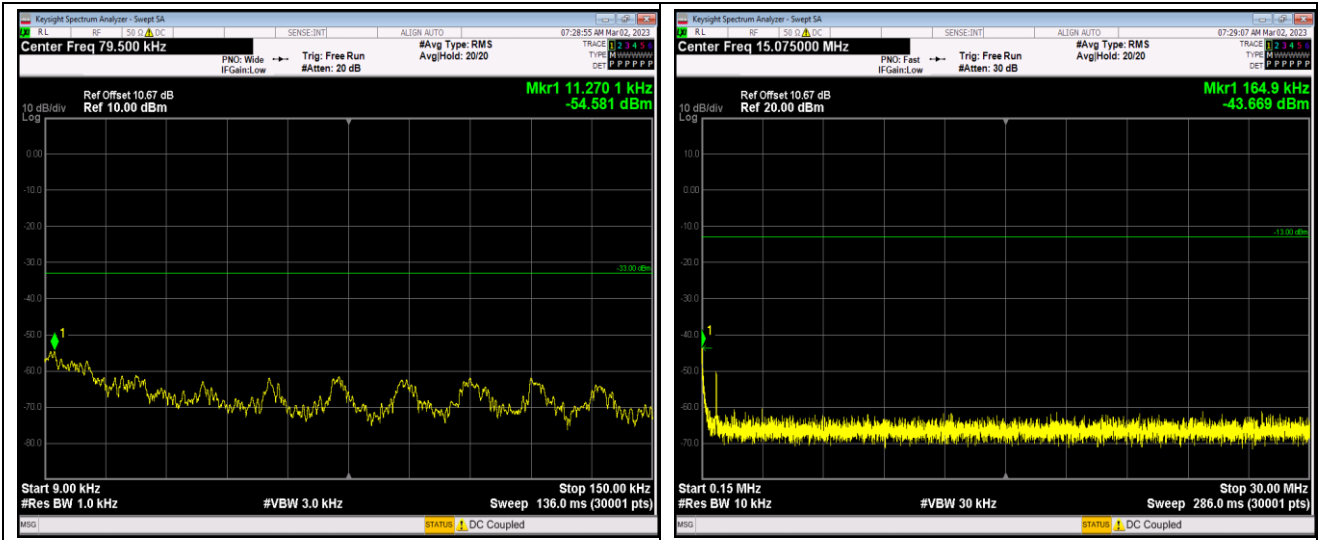
Band5-4132-1000~10000MHz



Band5-4183-0.009~0.15MHz

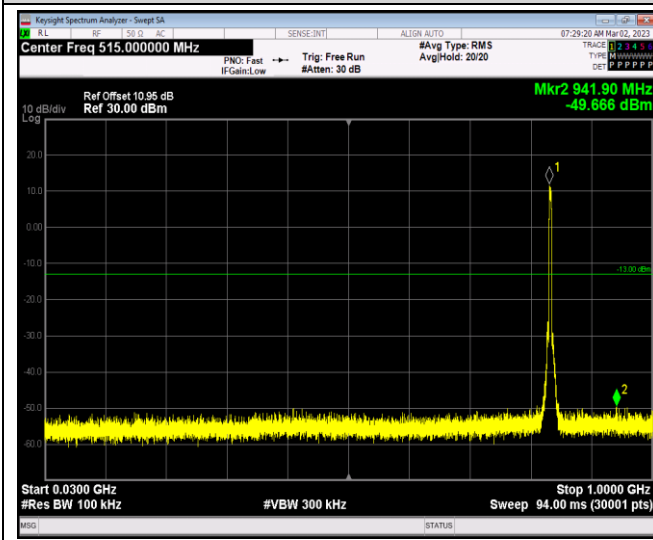


Band5-4183-0.15~30MHz

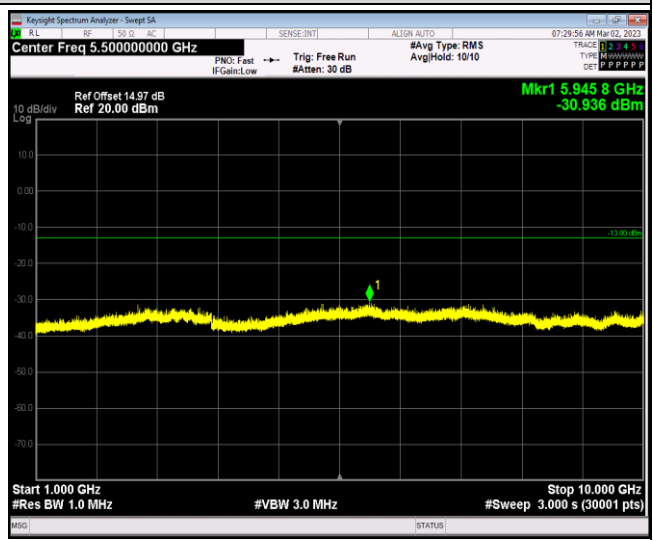


Band5-4183-30~1000MHz

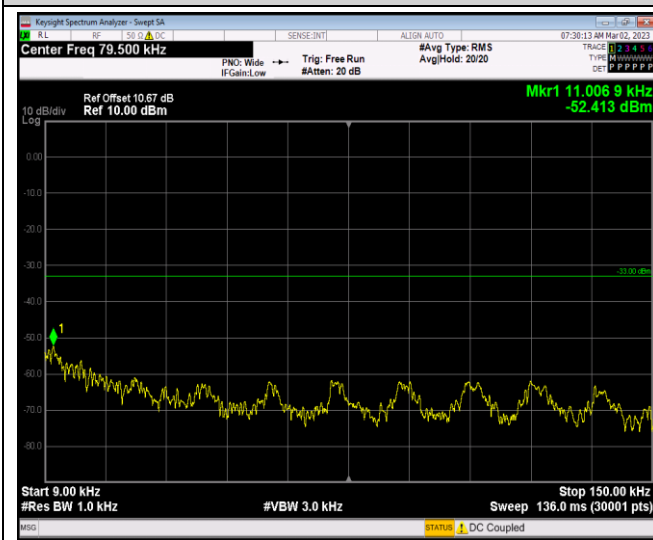
Band5-4183-1000~10000MHz



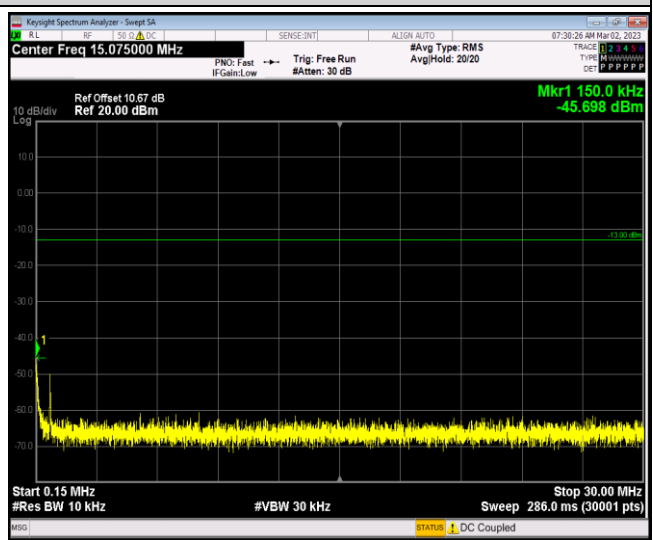
Band5-4233-0.009~0.15MHz



Band5-4233-0.15~30MHz

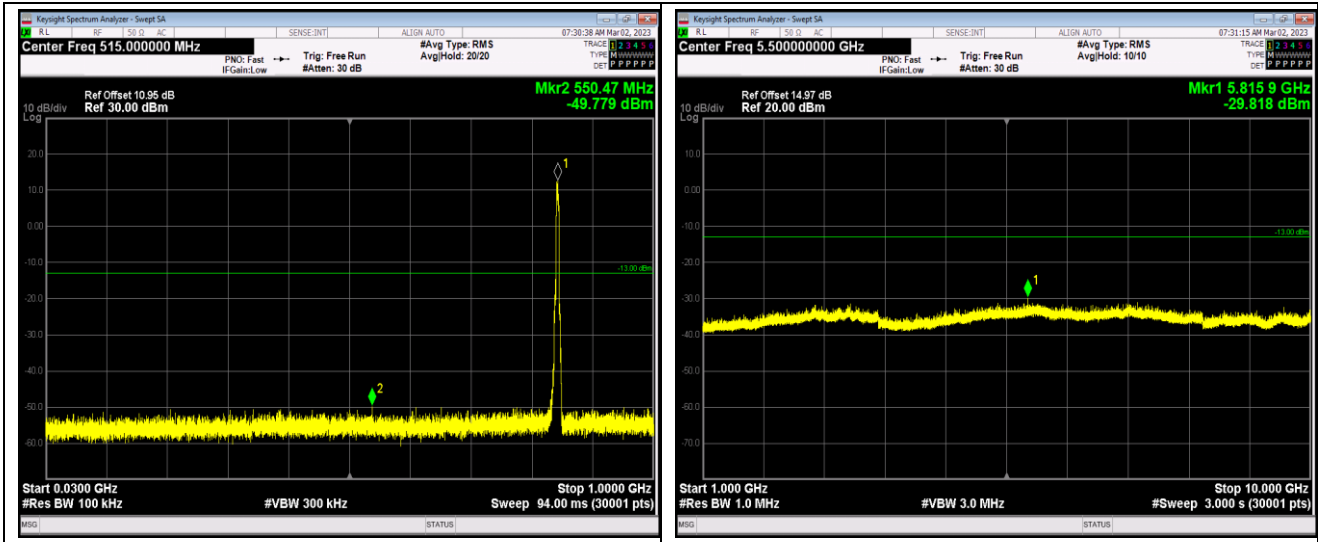


Band5-4233-30~1000MHz



Band5-4233-1000~10000MHz





## AppendixF:Frequency Stability

### Test Result

Reference Frequency: WCDMA BAND V 12.2k RMC Middle channel=4183 Frequency=836.6MHz					
Temperature					
Power supplied (Vdc)	Temperature (°C)	Frequency error		Limit (ppm)	Result
		Hz	ppm		
3.80	-30	-9.36	-0.011188	±2.5	Pass
	-20	-6.77	-0.008092		
	-10	-7.95	-0.009503		
	0	-14.43	-0.017248		
	10	-11.20	-0.013388		
	20	-8.82	-0.010543		
	30	-7.83	-0.009359		
	40	-7.08	-0.008463		
	50	-7.59	-0.009072		
Voltage					
Temperature (°C)	Power supplied (Vdc)	Frequency error		Limit (ppm)	Result
		Hz	ppm		
25	3.30	-7.17	-0.008570	±2.5	Pass
	3.80	-8.30	-0.009921		
	4.35	-9.09	-0.010865		
Remark: All channel had been tested, but only the worst case data displayed in this report.					

Reference Frequency: WCDMA BAND IV 12.2k RMC Middle Frequency=1413 channel=1732.6MHz					
Temperature					
Power supplied (Vdc)	Temperature (°C)	Frequency error		Limit (ppm)	Result
		Hz	ppm		
3.80	-30	-14.38	-0.008300	Within authorized band for BAND IV	Pass
	-20	-17.41	-0.010048		
	-10	-13.18	-0.007607		
	0	-15.41	-0.008894		
	10	-12.55	-0.007243		
	20	-16.94	-0.009777		
	30	-12.42	-0.007168		
	40	-16.06	-0.009269		
	50	-13.75	-0.007936		
Voltage					
Temperature (°C)	Power supplied (Vdc)	Frequency error		Limit (ppm)	Result
		Hz	ppm		
25	3.30	-15.03	-0.008675	Within authorized band for BAND IV	Pass
	3.80	-12.59	-0.007267		
	4.35	-12.25	-0.007070		
<i>Remark: All channel had been tested, but only the worst case data displayed in this report.</i>					

Reference Frequency: WCDMA BAND II 12.2k RMC Middle Frequency=9400 channel=1880MHz					
Temperature					
Power supplied (Vdc)	Temperature (°C)	Frequency error		Limit (ppm)	Result
		Hz	ppm		
3.80	-30	-12.74	-0.006777	Within authorized band for BAND II	Pass
	-20	-9.23	-0.004910		
	-10	-10.98	-0.005840		
	0	-15.59	-0.008293		
	10	-7.06	-0.003755		
	20	-10.62	-0.005649		
	30	-10.26	-0.005457		
	40	-11.79	-0.006271		
	50	-14.10	-0.007500		
Voltage					
Temperature (°C)	Power supplied (Vdc)	Frequency error		Limit (ppm)	Result
		Hz	ppm		
25	3.30	-12.99	-0.006910	Within authorized band for BAND II	Pass
	3.80	-11.32	-0.006021		
	4.35	-13.90	-0.007394		
<i>Remark: All channel had been tested, but only the worst case data displayed in this report.</i>					

## Appendix G: Modulation Characteristics

### Test Result

Band	Channel	Result	Verdict
Band2	9400	PASS	PASS
Band4	1413	PASS	PASS
Band5	4183	PASS	PASS

Remark: All channel had been tested, but only the worst case data displayed in this report.

### Test Graphs

