

FCC TEST REPORT
for
Xiamen Prima Technology Inc.

Interactive Flat Panel

Model No.: LE-84PC**(* can be A~Z, 0~9 instead)

FCC ID: 2ADID-LE-84PC88

Prepared for : Xiamen Prima Technology Inc.
Address : No.178, Xinfeng Road, Xiamen, Fujian, P.R. China

Prepared by : Accurate Technology Co., Ltd.
Address : F1, Bldg. A&D, Changyuan New Material Port, Keyuan Rd.,
Science & Industry Park, Nanshan District Shenzhen
518057, P.R. China

Tel: +86-755-26503290
Fax: +86-755-26503396

Report No. : ATE20160587
Date of Test : May 18-20, 2016
Date of Report : May 27, 2016

TABLE OF CONTENTS

Description	Page
Test Report	
1. TEST RESULTS SUMMARY	4
2. GENERAL INFORMATION.....	5
2.1. Description of Device (EUT)	5
2.2. Accessory and Auxiliary Equipment	5
2.3. Description of Test Facility	6
2.4. Measurement Uncertainty	6
3. MEASURING DEVICE AND TEST EQUIPMENT	7
3.1. For Radiated Emission Measurement	7
3.2. The Equipment Used to Measure Conducted Disturbance (L.I.S.N).....	8
4. POWER LINE CONDUCTED MEASUREMENT	9
4.1. Block Diagram of Test Setup	9
4.2. Test mode description.....	9
4.3. Power Line Conducted Emission Measurement Limits	9
4.4. Configuration of EUT on Measurement.....	9
4.5. Operating Condition of EUT	10
4.6. Test Procedure.....	10
4.7. Power Line Conducted Emission Measurement Results	11
5. RADIATED EMISSION MEASUREMENT	41
5.1. Block Diagram of Test.....	41
5.2. Test mode description.....	41
5.3. Radiated Emission Limit (Class B).....	42
5.4. Manufacturer	42
5.5. Operating Condition of EUT	42
5.6. Test Procedure.....	43
5.7. Radiated Emission Noise Measurement Result	44
6. PHOTOGRAPHS	65
6.1. Photos of Radiated Emission Measurement	65
6.2. Photo of Conducted Emission Measurement.....	66
6.3. Photo of EUT	66

Test Report

Applicant : Xiamen Prima Technology Inc.
Manufacturer : Xiamen Prima Technology Inc.
EUT Description : Interactive Flat Panel
Model No. : LE-84PC**(* can be A~Z, 0~9 instead)
Trade Name : PRIMA


Measurement Procedure Used:

**FCC Rules and Regulations Part 15 Subpart B Class B
ANSI C63.4: 2014**

The device described above is tested by Accurate Technology Co., Ltd. to determine the maximum emission levels emanating from the device. The maximum emission levels are compared to the FCC Part 15 Subpart B Class B limits both radiated and conducted emissions. The measurement results are contained in this test report and Accurate Technology Co., Ltd. is assumed full responsibility for the accuracy and completeness of these measurements. Also, this report shows that the Equipment Under Test (EUT) is to be technically compliant with the FCC requirements.

This report applies to above tested sample only. This report shall not be reproduced in part without written approval of Accurate Technology Co., Ltd.

Date of Test : May 18-20, 2016
Date of Report: May 27, 2016

Prepared by : 
(Bob Wang, Engineer)

Approved & Authorized Signer : 
(Sean Liu, Manager)

1. TEST RESULTS SUMMARY

Test Items	Test Standard	Test Results
Power Line Conducted Emission	FCC Part 15 Subpart B	Pass
Radiated Emission	FCC Part 15 Subpart B	Pass

Remark: "N/A" Means not applicable

2. GENERAL INFORMATION

2.1. Description of Device (EUT)

Product	:	Interactive Flat Panel
Model No.	:	LE-84PC**(* can be A~Z, 0~9 instead)
Test Voltage	:	INPUT: AC 100--240V~50/60Hz 2.4A
Trade Name	:	PRIMA
Remark(s)	:	The EUT highest operating frequency provided by Manufacturer is 1.2GHz, the radiated emission measurement shall be made up to 6 GHz.
Applicant	:	Xiamen Prima Technology Inc.
Address	:	No.178, Xinfeng Road, Xiamen, Fujian, P.R. China
Manufacturer	:	Xiamen Prima Technology Inc.
Address	:	Wanlida Industry Zone Building C, Nanjing Fujian, P.R. China.
Date of sample receiver	:	May 15, 2016
Date of Test	:	May 18-20, 2016

2.2. Accessory and Auxiliary Equipment

PC	:	Manufacturer: DELL M/N: DMC S/N: HZXLM1
media player	:	Manufacturer: TOSHIBA M/N: STOR.E TV+ S/N: 101200005
USB Memory Disk	:	Manufacturer: Smartocean M/N: 3611

2.3. Description of Test Facility

EMC Lab : Accredited by TUV Rheinland Shenzhen

Listed by FCC
The Registration Number is 253065

Listed by FCC
The Registration Number is 752051

Listed by Industry Canada
The Registration Number is 5077A-1

Listed by Industry Canada
The Registration Number is 5077A-2

Accredited by China National Accreditation Committee for Laboratories
The Certificate Registration Number is L3193

Name of Firm : Accurate Technology Co., Ltd.

Site Location : F1, Bldg. A&D, Changyuan New Material Port, Keyuan Rd.
Science & Industry Park, Nanshan District, Shenzhen
518057, P.R. China

2.4. Measurement Uncertainty

Conducted Emission Expanded Uncertainty = 2.23dB, k=2

Power Disturbance Expanded Uncertainty = 2.92 dB, k=2

Radiated emission expanded uncertainty (9kHz-30MHz) = 3.08dB, k=2

Radiated emission expanded uncertainty (30MHz-1000MHz) = 4.42dB, k=2

Radiated emission expanded uncertainty (Above 1GHz) = 4.06dB, k=2

3. MEASURING DEVICE AND TEST EQUIPMENT

3.1. For Radiated Emission Measurement

Item	Equipment	Manufacturer	Model No.	Serial No.	Last Cal.	Cal. Interval
1.	Spectrum Analyzer	Agilent	E7405A	MY45115511	Jan.09, 2016	1 Year
2.	Spectrum Analyzer	Rohde&Schwarz	FSV40	101495	Jan.09, 2016	1 Year
3.	Test Receiver	Rohde&Schwarz	ESCS30	100307	Jan.09, 2016	1 Year
4.	Test Receiver	Rohde& Schwarz	ESPI	100396/003	Jan.09, 2016	1 Year
5.	Test Receiver	Rohde& Schwarz	ESPI	101526/003	Jan.09, 2016	1 Year
6.	Test Receiver	Rohde& Schwarz	ESR	101817	Jan.09, 2016	1 Year
7.	Bilog Antenna	Schwarzbeck	VULB9163	9163-194	Jan.14, 2016	1 Year
8.	Bilog Antenna	Schwarzbeck	VULB9163	9163-323	Jan.14, 2016	1 Year
9.	Log.-Per.Antenna	Schwarzbeck	VUSLP 9111B	9111B-074	Jan.14, 2016	1 Year
10.	Biconical Broad Band Antenna	Schwarzbeck	VHBB 9124+BBA 9106	9124-617	Jan.14, 2016	1 Year
11.	Loop Antenna	Schwarzbeck	FMZB1516	1516131	Jan.14, 2016	1 Year
12.	Horn Antenna	Schwarzbeck	BBHA9120D	9120D-655	Jan.14, 2016	1 Year
13.	Horn Antenna	Schwarzbeck	BBHA9120D	9120D-1067	Jan.14, 2016	1 Year
14.	Vertical Active Monopole Antenna	Schwarzbeck	VAMP 9243	9243-370	Jan.14, 2016	1 Year
15.	RF Switching Unit+PreAMP	Compliance Direction	RSU-M2	38322	Jan.09, 2016	1 Year
16.	Pre-Amplifier	Agilent	8447D	294A10619	Jan.09, 2016	1 Year
17.	Pre-Amplifier	Rohde&Schwarz	CBLU11835 40-01	3791	Jan.09, 2016	1 Year
18.	50 Coaxial Switch	Anritsu Corp	MP59B	6200237248	Jan.09, 2016	1 Year
19.	50 Coaxial Switch	Anritsu Corp	MP59B	6200506474	Jan.09, 2016	1 Year
20.	RF Coaxial Cable	Schwarzbeck	N-5m	No.1	Jan.09, 2016	1 Year
21.	RF Coaxial Cable	Schwarzbeck	N-1m	No.6	Jan.09, 2016	1 Year
22.	RF Coaxial Cable	Schwarzbeck	N-1m	No.7	Jan.09, 2016	1 Year
23.	RF Coaxial Cable	SUHNER	N-3m	No.8	Jan.09, 2016	1 Year
24.	RF Coaxial Cable	RESENBERGER	N-3.5m	No.9	Jan.09, 2016	1 Year
25.	RF Coaxial Cable	SUHNER	N-6m	No.10	Jan.09, 2016	1 Year
26.	RF Coaxial Cable	RESENBERGER	N-12m	No.11	Jan.09, 2016	1 Year
27.	RF Coaxial Cable	RESENBERGER	N-0.5m	No.12	Jan.09, 2016	1 Year
28.	RF Coaxial Cable	SUHNER	N-2m	No.13	Jan.09, 2016	1 Year
29.	RF Coaxial Cable	SUHNER	N-0.5m	No.15	Jan.09, 2016	1 Year
30.	RF Coaxial Cable	SUHNER	N-2m	No.16	Jan.09, 2016	1 Year
31.	RF Coaxial Cable	RESENBERGER	N-6m	No.17	Jan.09, 2016	1 Year

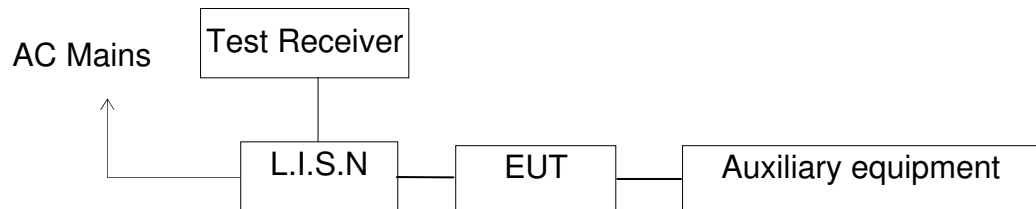
3.2. The Equipment Used to Measure Conducted Disturbance (L.I.S.N)

Item	Equipment	Manufacturer	Model No.	Serial No.	Last Cal.	Cal. Interval
1.	Test Receiver	Rohde & Schwarz	ESCS30	100307	Jan.09, 2016	1 Year
2.	Test Receiver	Rohde & Schwarz	ESPI3	100396/003	Jan.09, 2016	1 Year
3.	Test Receiver	Rohde & Schwarz	ESPI3	101526/003	Jan.09, 2016	1 Year
4.	L.I.S.N.	Schwarzbeck	NLSK8126	8126431	Jan.09, 2016	1 Year
5.	L.I.S.N.	Rohde & Schwarz	ESH3-Z5	100305	Jan.09, 2016	1 Year
6.	L.I.S.N.	Rohde & Schwarz	ESH3-Z5	100310	Jan.09, 2016	1 Year
7.	L.I.S.N.	Rohde & Schwarz	ESH3-Z6	100132	Jan.09, 2016	1 Year
8.	Pulse Limiter	Rohde & Schwarz	ESH3-Z2	100305	Jan.09, 2016	1 Year
9.	Pulse Limiter	Rohde & Schwarz	ESH3-Z2	100312	Jan.09, 2016	1 Year
10.	Pulse Limiter	Rohde & Schwarz	ESH3-Z2	100815	Jan.09, 2016	1 Year
11.	50Ω Coaxial Switch	Anritsu Corp	MP59B	6200283936	Jan.09, 2016	1 Year
12.	50Ω Coaxial Switch	Anritsu Corp	MP59B	6200283933	Jan.09, 2016	1 Year
13.	50Ω Coaxial Switch	Anritsu Corp	MP59B	6200506474	Jan.09, 2016	1 Year
14.	VOLTAGE PROBE	Schwarzbeck	TK9416	N/A	Jan.09, 2016	1 Year
15.	RF CURRENT PROBE	Rohde & Schwarz	EZ-17	100048	Jan.09, 2016	1 Year
16.	8-Wire Impedance Stabilisation Network	Schwarzbeck	CAT5 8158	8158-0035	Jan.09, 2016	1 Year
17.	RF Coaxial Cable	SUHNER	N-2m	No.2	Jan.09, 2016	1 Year
18.	RF Coaxial Cable	SUHNER	N-2m	No.3	Jan.09, 2016	1 Year
19.	RF Coaxial Cable	SUHNER	N-2m	No.14	Jan.09, 2016	1 Year

Expanded Uncertainty: $U = 2.23\text{dB}$, $k=2$

4. POWER LINE CONDUCTED MEASUREMENT

4.1. Block Diagram of Test Setup



(EUT: Interactive Flat Panel)

4.2. Test mode description

- Test mode 1: USB IN
- Test mode 2: AV IN
- Test mode 3: VGA IN
- Test mode 4: DP IN
- Test mode 5: HDMI IN

4.3. Power Line Conducted Emission Measurement Limits

Frequency (MHz)	Limit dB(μV)	
	Quasi-peak Level	Average Level
0.15 - 0.50	66.0 – 56.0 *	56.0 – 46.0 *
0.50 - 5.00	56.0	46.0
5.00 - 30.00	60.0	50.0

NOTE1: The lower limit shall apply at the transition frequencies.

NOTE2: The limit decreases linearly with the logarithm of the frequency in the range 0.15MHz to 0.50MHz.

4.4. Configuration of EUT on Measurement

The following equipments are installed on Power Line Conducted Emission Measurement to meet the commission requirement and operating regulations in a manner, which tends to maximize its emission characteristics in a normal application.

4.5. Operating Condition of EUT

4.5.1. Setup the EUT and simulator as shown as Section 4.1.

4.5.2. Turn on the power of all equipment.

4.5.3. Let the EUT work in test mode and measure it.

4.6. Test Procedure

The EUT is put on the plane 0.8m high above the ground by insulating support and is connected to the power mains through a line impedance stabilization network (L.I.S.N.). This provides a 50ohm coupling impedance for the EUT system. Please refer the block diagram of the test setup and photographs. Both sides of AC lines are checked to find out the maximum conducted emission. In order to find the maximum emission levels, the relative positions of equipment and all of the interface cables shall be changed according to ANSI C63.4: 2014 on Conducted Emission Measurement.

The bandwidth of test receiver (R & S ESCS30) is set at 9kHz.

The frequency range from 150kHz to 30MHz is checked.

4.7. Power Line Conducted Emission Measurement Results

PASS.

The frequency range from 150kHz to 30MHz is checked.

Test mode : USB IN								
Test voltage : 120V/60Hz								
MEASUREMENT RESULT: "XH513021_fin"								
2016-5-18 17:53								
Frequency	Level	Transd	Limit	Margin	Detector	Line	PE	
MHz	dBuV	dB	dBuV	dB				
0.188000	58.70	10.6	64	5.4	QP	N	GND	
0.438000	49.40	11.4	57	7.7	QP	N	GND	
1.408000	47.50	11.6	56	8.5	QP	N	GND	
MEASUREMENT RESULT: "XH513021_fin2"								
2016-5-18 17:53								
Frequency	Level	Transd	Limit	Margin	Detector	Line	PE	
MHz	dBuV	dB	dBuV	dB				
0.192000	46.00	10.6	54	7.9	AV	N	GND	
0.416000	44.30	11.3	48	3.2	AV	N	GND	
0.574000	37.60	11.5	46	8.4	AV	N	GND	
MEASUREMENT RESULT: "XH513022_fin"								
2016-5-18 17:55								
Frequency	Level	Transd	Limit	Margin	Detector	Line	PE	
MHz	dBuV	dB	dBuV	dB				
0.188000	59.10	10.6	64	5.0	QP	L1	GND	
0.436000	48.30	11.4	57	8.8	QP	L1	GND	
1.498000	51.00	11.6	56	5.0	QP	L1	GND	
MEASUREMENT RESULT: "XH513022_fin2"								
2016-5-18 17:55								
Frequency	Level	Transd	Limit	Margin	Detector	Line	PE	
MHz	dBuV	dB	dBuV	dB				
0.190000	46.50	10.6	54	7.5	AV	L1	GND	
0.440000	43.80	11.4	47	3.3	AV	L1	GND	
1.494000	36.50	11.6	46	9.5	AV	L1	GND	

Test mode : AV IN Test voltage: 120V/60Hz								
MEASUREMENT RESULT: "XH513025_fin"								
2016-5-18 18:02								
Frequency	Level	Transd	Limit	Margin	Detector	Line	PE	
MHz	dB μ V	dB	dB μ V	dB				
0.188000	58.90	10.6	64	5.2	QP	N	GND	
0.414000	50.30	11.3	58	7.3	QP	N	GND	
1.494000	50.60	11.6	56	5.4	QP	N	GND	
MEASUREMENT RESULT: "XH513025_fin2"								
2016-5-18 18:02								
Frequency	Level	Transd	Limit	Margin	Detector	Line	PE	
MHz	dB μ V	dB	dB μ V	dB				
0.188000	46.40	10.6	54	7.7	AV	N	GND	
0.438000	45.00	11.4	47	2.1	AV	N	GND	
0.574000	37.90	11.5	46	8.1	AV	N	GND	
MEASUREMENT RESULT: "XH513026_fin"								
2016-5-18 18:04								
Frequency	Level	Transd	Limit	Margin	Detector	Line	PE	
MHz	dB μ V	dB	dB μ V	dB				
0.188000	59.50	10.6	64	4.6	QP	L1	GND	
0.438000	49.70	11.4	57	7.4	QP	L1	GND	
1.492000	51.30	11.6	56	4.7	QP	L1	GND	
MEASUREMENT RESULT: "XH513026_fin2"								
2016-5-18 18:04								
Frequency	Level	Transd	Limit	Margin	Detector	Line	PE	
MHz	dB μ V	dB	dB μ V	dB				
0.190000	47.00	10.6	54	7.0	AV	L1	GND	
0.438000	45.00	11.4	47	2.1	AV	L1	GND	
1.494000	37.80	11.6	46	8.2	AV	L1	GND	

Test mode : VGA IN								
Test voltage: 120V/60Hz								
MEASUREMENT RESULT: "XH513027_fin"								
2016-5-18 18:07								
Frequency	Level	Transd	Limit	Margin	Detector	Line	PE	
MHz	dBµV	dB	dBµV	dB				
0.206000	57.30	10.6	63	6.1	QP	L1	GND	
0.416000	50.60	11.3	58	6.9	QP	L1	GND	
1.532000	50.60	11.6	56	5.4	QP	L1	GND	
MEASUREMENT RESULT: "XH513027_fin2"								
2016-5-18 18:07								
Frequency	Level	Transd	Limit	Margin	Detector	Line	PE	
MHz	dBµV	dB	dBµV	dB				
0.196000	45.70	10.6	54	8.1	AV	L1	GND	
0.438000	45.20	11.4	47	1.9	AV	L1	GND	
1.540000	37.60	11.6	46	8.4	AV	L1	GND	
MEASUREMENT RESULT: "XH513028_fin"								
2016-5-18 18:09								
Frequency	Level	Transd	Limit	Margin	Detector	Line	PE	
MHz	dBµV	dB	dBµV	dB				
0.192000	58.80	10.6	64	5.1	QP	N	GND	
0.436000	49.70	11.4	57	7.4	QP	N	GND	
1.410000	48.30	11.6	56	7.7	QP	N	GND	
MEASUREMENT RESULT: "XH513028_fin2"								
2016-5-18 18:09								
Frequency	Level	Transd	Limit	Margin	Detector	Line	PE	
MHz	dBµV	dB	dBµV	dB				
0.440000	45.10	11.4	47	2.0	AV	N	GND	
0.578000	38.20	11.5	46	7.8	AV	N	GND	
1.056000	38.10	11.6	46	7.9	AV	N	GND	

Test mode : DP IN Test voltage: 120V/60Hz								
MEASUREMENT RESULT: "XH513029_fin"								
2016-5-18 18:12								
Frequency	Level	Transd	Limit	Margin	Detector	Line	PE	
MHz	dBµV	dB	dBµV	dB				
0.192000	58.70	10.6	64	5.2	QP	N	GND	
0.438000	50.30	11.4	57	6.8	QP	N	GND	
1.404000	49.00	11.6	56	7.0	QP	N	GND	
MEASUREMENT RESULT: "XH513029_fin2"								
2016-5-18 18:12								
Frequency	Level	Transd	Limit	Margin	Detector	Line	PE	
MHz	dBµV	dB	dBµV	dB				
0.194000	45.30	10.6	54	8.6	AV	N	GND	
0.438000	45.00	11.4	47	2.1	AV	N	GND	
0.576000	38.20	11.5	46	7.8	AV	N	GND	
MEASUREMENT RESULT: "XH513030_fin"								
2016-5-18 18:14								
Frequency	Level	Transd	Limit	Margin	Detector	Line	PE	
MHz	dBµV	dB	dBµV	dB				
0.194000	59.10	10.6	64	4.8	QP	L1	GND	
0.438000	49.90	11.4	57	7.2	QP	L1	GND	
1.544000	48.80	11.6	56	7.2	QP	L1	GND	
MEASUREMENT RESULT: "XH513030_fin2"								
2016-5-18 18:14								
Frequency	Level	Transd	Limit	Margin	Detector	Line	PE	
MHz	dBµV	dB	dBµV	dB				
0.196000	46.10	10.6	54	7.7	AV	L1	GND	
0.438000	45.50	11.4	47	1.6	AV	L1	GND	
1.540000	37.80	11.6	46	8.2	AV	L1	GND	

Test mode : HDMI IN Test voltage: 120V/60Hz								
MEASUREMENT RESULT: "XH513023_fin"								
2016-5-18 17:57								
Frequency	Level	Transd	Limit	Margin	Detector	Line	PE	
MHz	dBµV	dB	dBµV	dB				
0.188000	59.40	10.6	64	4.7	QP	L1	GND	
0.438000	49.30	11.4	57	7.8	QP	L1	GND	
1.498000	51.20	11.6	56	4.8	QP	L1	GND	
MEASUREMENT RESULT: "XH513023_fin2"								
2016-5-18 17:57								
Frequency	Level	Transd	Limit	Margin	Detector	Line	PE	
MHz	dBµV	dB	dBµV	dB				
0.190000	46.70	10.6	54	7.3	AV	L1	GND	
0.440000	44.30	11.4	47	2.8	AV	L1	GND	
15.495500	38.20	11.9	50	11.8	AV	L1	GND	
MEASUREMENT RESULT: "XH513024_fin"								
2016-5-18 18:00								
Frequency	Level	Transd	Limit	Margin	Detector	Line	PE	
MHz	dBµV	dB	dBµV	dB				
0.188000	58.90	10.6	64	5.2	QP	N	GND	
0.438000	50.10	11.4	57	7.0	QP	N	GND	
1.502000	49.30	11.6	56	6.7	QP	N	GND	
MEASUREMENT RESULT: "XH513024_fin2"								
2016-5-18 18:00								
Frequency	Level	Transd	Limit	Margin	Detector	Line	PE	
MHz	dBµV	dB	dBµV	dB				
0.190000	46.40	10.6	54	7.6	AV	N	GND	
0.438000	44.80	11.4	47	2.3	AV	N	GND	
0.572000	37.20	11.5	46	8.8	AV	N	GND	

Test mode : USB IN Test voltage: 240V/60Hz								
MEASUREMENT RESULT: "XH513020_fin"								
2016-5-18 17:50								
Frequency	Level	Transd	Limit	Margin	Detector	Line	PE	
MHz	dBµV	dB	dBµV	dB				
0.586000	43.70	11.5	56	12.3	QP	N	GND	
1.440000	48.00	11.6	56	8.0	QP	N	GND	
15.365000	47.40	11.9	60	12.6	QP	N	GND	
MEASUREMENT RESULT: "XH513020_fin2"								
2016-5-18 17:50								
Frequency	Level	Transd	Limit	Margin	Detector	Line	PE	
MHz	dBµV	dB	dBµV	dB				
0.438000	44.40	11.4	47	2.7	AV	N	GND	
0.920000	37.20	11.6	46	8.8	AV	N	GND	
15.365000	35.90	11.9	50	14.1	AV	N	GND	
MEASUREMENT RESULT: "XH513019_fin"								
2016-5-18 17:48								
Frequency	Level	Transd	Limit	Margin	Detector	Line	PE	
MHz	dBµV	dB	dBµV	dB				
0.440000	48.40	11.4	57	8.7	QP	L1	GND	
1.440000	47.10	11.6	56	8.9	QP	L1	GND	
14.726000	45.90	11.9	60	14.1	QP	L1	GND	
MEASUREMENT RESULT: "XH513019_fin2"								
2016-5-18 17:48								
Frequency	Level	Transd	Limit	Margin	Detector	Line	PE	
MHz	dBµV	dB	dBµV	dB				
0.438000	44.20	11.4	47	2.9	AV	L1	GND	
15.090500	35.80	11.9	50	14.2	AV	L1	GND	
15.387500	38.90	11.9	50	11.1	AV	L1	GND	

Test mode : AV IN Test voltage: 240V/60Hz								
MEASUREMENT RESULT: "XH513018_fin"								
2016-5-18 17:45								
Frequency	Level	Transd	Limit	Margin	Detector	Line	PE	
MHz	dBµV	dB	dBµV	dB				
0.418000	49.00	11.3	58	8.5	QP	L1	GND	
1.442000	47.30	11.6	56	8.7	QP	L1	GND	
15.396500	53.40	11.9	60	6.6	QP	L1	GND	
MEASUREMENT RESULT: "XH513018_fin2"								
2016-5-18 17:45								
Frequency	Level	Transd	Limit	Margin	Detector	Line	PE	
MHz	dBµV	dB	dBµV	dB				
0.438000	44.30	11.4	47	2.8	AV	L1	GND	
1.082000	35.80	11.6	46	10.2	AV	L1	GND	
15.396500	38.40	11.9	50	11.6	AV	L1	GND	
MEASUREMENT RESULT: "XH513017_fin"								
2016-5-18 17:42								
Frequency	Level	Transd	Limit	Margin	Detector	Line	PE	
MHz	dBµV	dB	dBµV	dB				
0.592000	46.00	11.5	56	10.0	QP	N	GND	
1.444000	47.80	11.6	56	8.2	QP	N	GND	
16.850000	44.50	11.9	60	15.5	QP	N	GND	
MEASUREMENT RESULT: "XH513017_fin2"								
2016-5-18 17:42								
Frequency	Level	Transd	Limit	Margin	Detector	Line	PE	
MHz	dBµV	dB	dBµV	dB				
0.438000	44.20	11.4	47	2.9	AV	N	GND	
1.174000	33.60	11.6	46	12.4	AV	N	GND	
15.392000	31.60	11.9	50	18.4	AV	N	GND	

Test mode : VGA IN Test voltage: 240V/60Hz								
MEASUREMENT RESULT: "XH513011_fin"								
2016-5-18 17:27								
Frequency	Level	Transd	Limit	Margin	Detector	Line	PE	
MHz	dBµV	dB	dBµV	dB				
0.416000	49.90	11.3	58	7.6	QP	L1	GND	
1.446000	47.80	11.6	56	8.2	QP	L1	GND	
14.807000	53.40	11.9	60	6.6	QP	L1	GND	
MEASUREMENT RESULT: "XH513011_fin2"								
2016-5-18 17:27								
Frequency	Level	Transd	Limit	Margin	Detector	Line	PE	
MHz	dBµV	dB	dBµV	dB				
0.416000	44.70	11.3	48	2.8	AV	L1	GND	
1.542000	35.90	11.6	46	10.1	AV	L1	GND	
15.432500	42.40	11.9	50	7.6	AV	L1	GND	
MEASUREMENT RESULT: "XH513012_fin"								
2016-5-18 17:30								
Frequency	Level	Transd	Limit	Margin	Detector	Line	PE	
MHz	dBµV	dB	dBµV	dB				
0.510000	44.60	11.5	56	11.4	QP	N	GND	
1.446000	47.70	11.6	56	8.3	QP	N	GND	
16.863500	42.20	11.9	60	17.8	QP	N	GND	
MEASUREMENT RESULT: "XH513012_fin2"								
2016-5-18 17:30								
Frequency	Level	Transd	Limit	Margin	Detector	Line	PE	
MHz	dBµV	dB	dBµV	dB				
0.416000	44.80	11.3	48	2.7	AV	N	GND	
0.922000	37.70	11.6	46	8.3	AV	N	GND	
4.322000	35.70	11.8	46	10.3	AV	N	GND	

Test mode : DP IN Test voltage: 240V/60Hz								
MEASUREMENT RESULT: "XH513013_fin"								
2016-5-18 17:32								
Frequency	Level	Transd	Limit	Margin	Detector	Line	PE	
MHz	dBµV	dB	dBµV	dB				
0.420000	47.80	11.3	57	9.6	QP	N	GND	
1.444000	47.70	11.6	56	8.3	QP	N	GND	
16.886000	41.50	11.9	60	18.5	QP	N	GND	
MEASUREMENT RESULT: "XH513013_fin2"								
2016-5-18 17:32								
Frequency	Level	Transd	Limit	Margin	Detector	Line	PE	
MHz	dBµV	dB	dBµV	dB				
0.416000	44.70	11.3	48	2.8	AV	N	GND	
0.922000	37.30	11.6	46	8.7	AV	N	GND	
4.322000	35.70	11.8	46	10.3	AV	N	GND	
MEASUREMENT RESULT: "XH513014_fin"								
2016-5-18 17:34								
Frequency	Level	Transd	Limit	Margin	Detector	Line	PE	
MHz	dBµV	dB	dBµV	dB				
0.438000	48.00	11.4	57	9.1	QP	L1	GND	
1.444000	47.60	11.6	56	8.4	QP	L1	GND	
15.419000	54.10	11.9	60	5.9	QP	L1	GND	
MEASUREMENT RESULT: "XH513014_fin2"								
2016-5-18 17:34								
Frequency	Level	Transd	Limit	Margin	Detector	Line	PE	
MHz	dBµV	dB	dBµV	dB				
0.416000	44.50	11.3	48	3.0	AV	L1	GND	
0.922000	36.40	11.6	46	9.6	AV	L1	GND	
15.410000	39.60	11.9	50	10.4	AV	L1	GND	
15.419000	41.70	11.9	50	8.3	AV	L1	GND	

Test mode : HDMI IN Test voltage: 240V/60Hz								
MEASUREMENT RESULT: "XH513015_fin"								
2016-5-18 17:37								
Frequency	Level	Transd	Limit	Margin	Detector	Line	PE	
MHz	dBµV	dB	dBµV	dB				
0.414000	49.20	11.3	58	8.4	QP	L1	GND	
1.446000	47.30	11.6	56	8.7	QP	L1	GND	
15.261500	49.40	11.9	60	10.6	QP	L1	GND	
MEASUREMENT RESULT: "XH513015_fin2"								
2016-5-18 17:37								
Frequency	Level	Transd	Limit	Margin	Detector	Line	PE	
MHz	dBµV	dB	dBµV	dB				
0.416000	44.30	11.3	48	3.2	AV	L1	GND	
15.401000	40.90	11.9	50	9.1	AV	L1	GND	
15.990500	37.20	11.9	50	12.8	AV	L1	GND	
MEASUREMENT RESULT: "XH513016_fin"								
2016-5-18 17:40								
Frequency	Level	Transd	Limit	Margin	Detector	Line	PE	
MHz	dBµV	dB	dBµV	dB				
0.416000	50.00	11.3	58	7.5	QP	N	GND	
1.444000	48.00	11.6	56	8.0	QP	N	GND	
16.859000	45.60	11.9	60	14.4	QP	N	GND	
MEASUREMENT RESULT: "XH513016_fin2"								
2016-5-18 17:40								
Frequency	Level	Transd	Limit	Margin	Detector	Line	PE	
MHz	dBµV	dB	dBµV	dB				
0.416000	44.30	11.3	48	3.2	AV	N	GND	
0.920000	37.10	11.6	46	8.9	AV	N	GND	
1.060000	36.10	11.6	46	9.9	AV	N	GND	

Emissions attenuated more than 20 dB below the permissible value are not reported.

The spectral diagrams are attached as below.

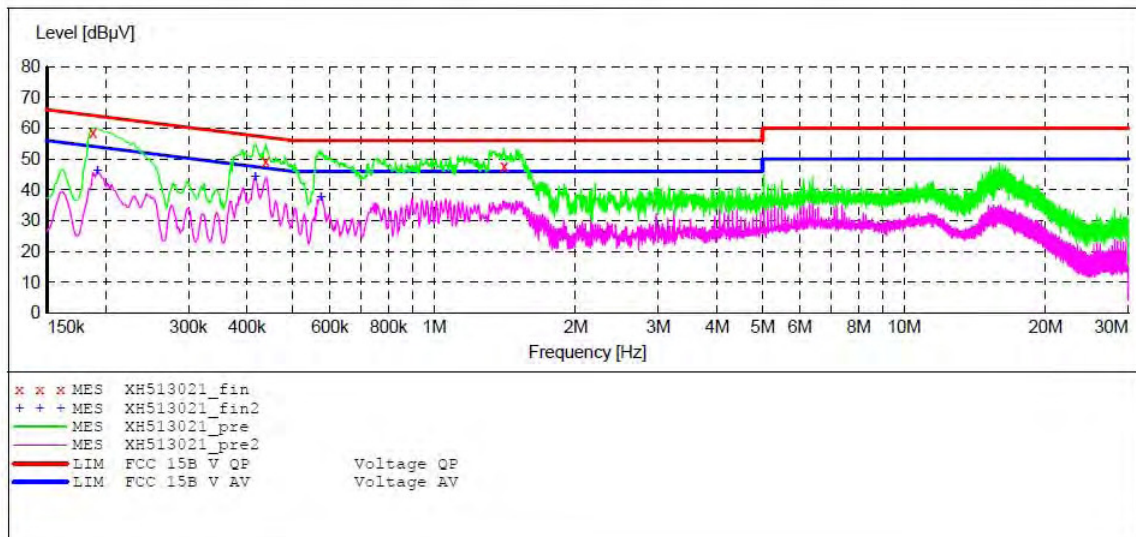
ACCURATE TECHNOLOGY CO., LTD

CONDUCTED EMISSION STANDARD FCC PART15 B

EUT: Interactive Flat Panel M/N:LE-84PC88
 Manufacturer: Prima
 Operating Condition: USB IN
 Test Site: 2#Shielding Room
 Operator: star
 Test Specification: N 120V/60Hz
 Comment: Report No.:ATE20160587
 Start of Test: 2016-5-18 / 17:51:31

SCAN TABLE: "V 150K-30MHz fin"

Short Description: _SUB_STD_VTERM2 1.70
 Start Stop Step Detector Meas. IF Transducer
 Frequency Frequency Width Time Bandw.
 150.0 kHz 30.0 MHz 4.5 kHz QuasiPeak 1.0 s 9 kHz LISN(ESH3-Z5)
 Average



MEASUREMENT RESULT: "XH513021_fin"

2016-5-18 17:53

Frequency MHz	Level dBµV	Transd dB	Limit dBµV	Margin dB	Detector	Line	PE
0.188000	58.70	10.6	64	5.4	QP	N	GND
0.438000	49.40	11.4	57	7.7	QP	N	GND
1.408000	47.50	11.6	56	8.5	QP	N	GND

MEASUREMENT RESULT: "XH513021_fin2"

2016-5-18 17:53

Frequency MHz	Level dBµV	Transd dB	Limit dBµV	Margin dB	Detector	Line	PE
0.192000	46.00	10.6	54	7.9	AV	N	GND
0.416000	44.30	11.3	48	3.2	AV	N	GND
0.574000	37.60	11.5	46	8.4	AV	N	GND

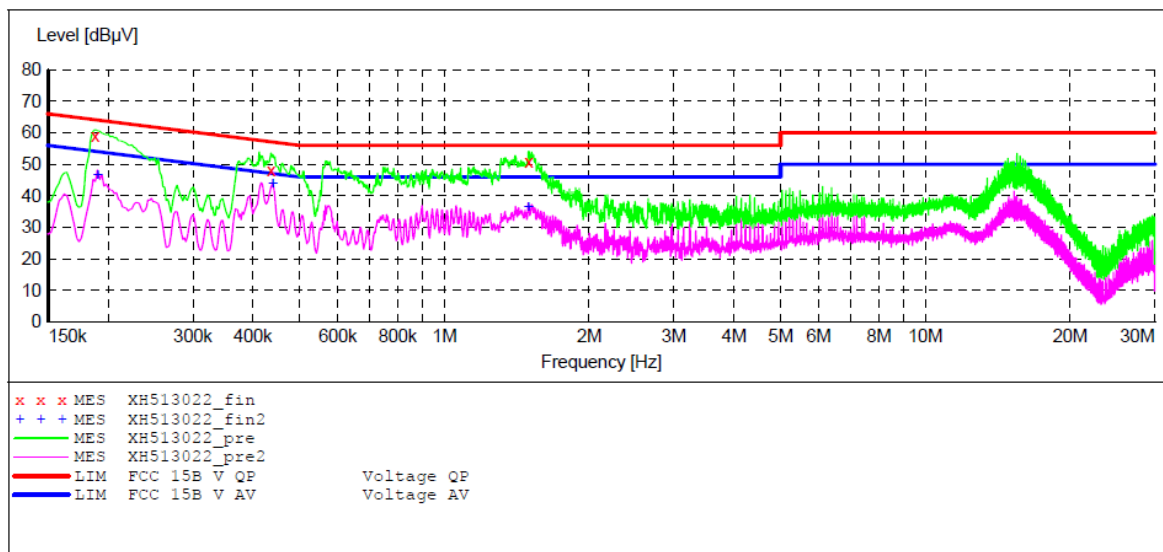
ACCURATE TECHNOLOGY CO., LTD

CONDUCTED EMISSION STANDARD FCC PART15 B

EUT: Interactive Flat Panel M/N:LE-84PC88
 Manufacturer: Prima
 Operating Condition: USB IN
 Test Site: 2#Shielding Room
 Operator: star
 Test Specification: L 120V/60Hz
 Comment: Report No.:ATE20160587
 Start of Test: 2016-5-18 / 17:53:44

SCAN TABLE: "V 150K-30MHz fin"

Short Description: _SUB_STD_VTERM2 1.70
 Start Stop Step Detector Meas. IF Transducer
 Frequency Frequency Width Time Bandw.
 150.0 kHz 30.0 MHz 4.5 kHz QuasiPeak 1.0 s 9 kHz LISN (ESH3-Z5)
 Average



MEASUREMENT RESULT: "XH513022_fin"

2016-5-18 17:55

Frequency MHz	Level dBµV	Transd dB	Limit dBµV	Margin dB	Detector	Line	PE
0.188000	59.10	10.6	64	5.0	QP	L1	GND
0.436000	48.30	11.4	57	8.8	QP	L1	GND
1.498000	51.00	11.6	56	5.0	QP	L1	GND

MEASUREMENT RESULT: "XH513022_fin2"

2016-5-18 17:55

Frequency MHz	Level dBµV	Transd dB	Limit dBµV	Margin dB	Detector	Line	PE
0.190000	46.50	10.6	54	7.5	AV	L1	GND
0.440000	43.80	11.4	47	3.3	AV	L1	GND
1.494000	36.50	11.6	46	9.5	AV	L1	GND

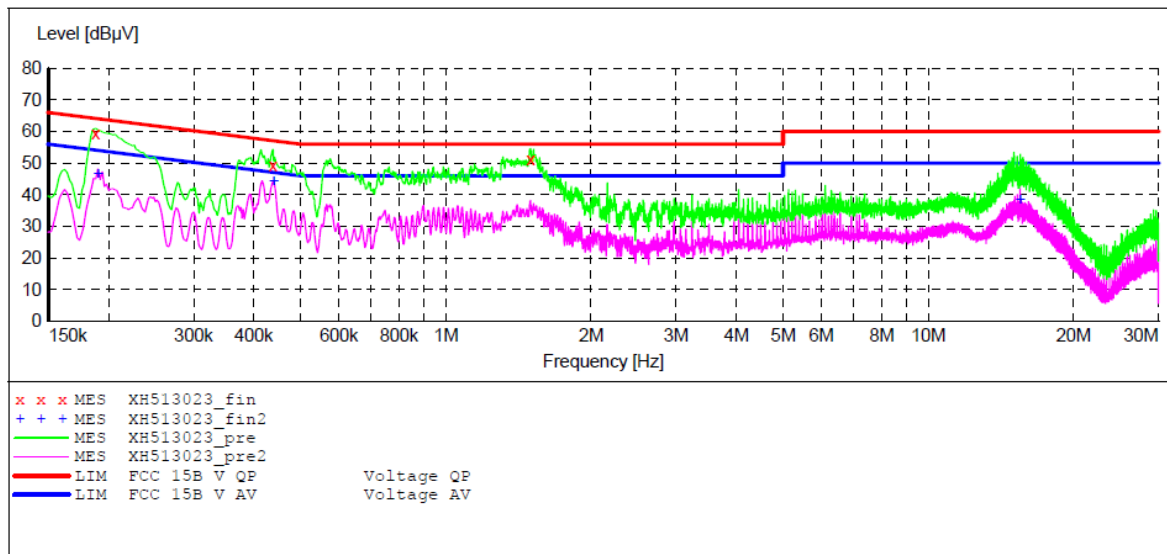
ACCURATE TECHNOLOGY CO., LTD

CONDUCTED EMISSION STANDARD FCC PART15 B

EUT: Interactive Flat Panel M/N:LE-84PC88
 Manufacturer: Prima
 Operating Condition: HDMI IN
 Test Site: 2#Shielding Room
 Operator: star
 Test Specification: L 120V/60Hz
 Comment: Report No.:ATE20160587
 Start of Test: 2016-5-18 / 17:56:07

SCAN TABLE: "V 150K-30MHz fin"

Short Description: _SUB_STD_VTERM2 1.70
 Start Stop Step Detector Meas. IF Transducer
 Frequency Frequency Width Time Bandw.
 150.0 kHz 30.0 MHz 4.5 kHz QuasiPeak 1.0 s 9 kHz LISN(ESH3-Z5)
 Average



MEASUREMENT RESULT: "XH513023_fin"

2016-5-18 17:57

Frequency MHz	Level dBµV	Transd dB	Limit dBµV	Margin dB	Detector	Line	PE
0.188000	59.40	10.6	64	4.7	QP	L1	GND
0.438000	49.30	11.4	57	7.8	QP	L1	GND
1.498000	51.20	11.6	56	4.8	QP	L1	GND

MEASUREMENT RESULT: "XH513023_fin2"

2016-5-18 17:57

Frequency MHz	Level dBµV	Transd dB	Limit dBµV	Margin dB	Detector	Line	PE
0.190000	46.70	10.6	54	7.3	AV	L1	GND
0.440000	44.30	11.4	47	2.8	AV	L1	GND
15.495500	38.20	11.9	50	11.8	AV	L1	GND

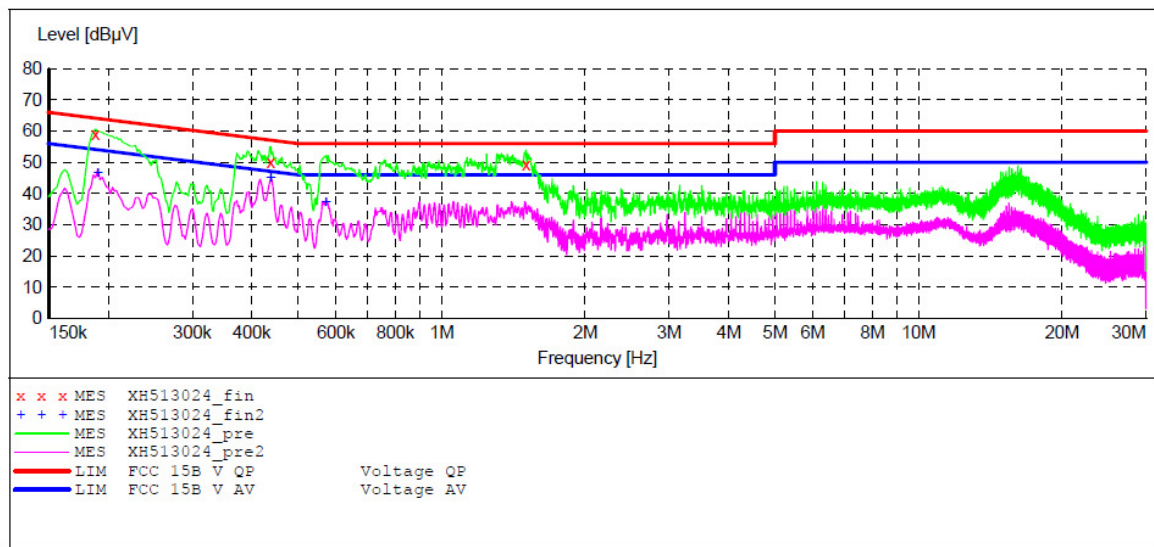
ACCURATE TECHNOLOGY CO., LTD

CONDUCTED EMISSION STANDARD FCC PART15 B

EUT: Interactive Flat Panel M/N:LE-84PC88
 Manufacturer: Prima
 Operating Condition: HDMI IN
 Test Site: 2#Shielding Room
 Operator: star
 Test Specification: N 120V/60Hz
 Comment: Report No.:ATE20160587
 Start of Test: 2016-5-18 / 17:58:32

SCAN TABLE: "V 150K-30MHz fin"

Short Description: _SUB_STD_VTERM2 1.70
 Start Stop Step Detector Meas. IF Transducer
 Frequency Frequency Width Time Bandw.
 150.0 kHz 30.0 MHz 4.5 kHz QuasiPeak 1.0 s 9 kHz LISN (ESH3-Z5)
 Average



MEASUREMENT RESULT: "XH513024_fin"

2016-5-18 18:00

Frequency MHz	Level dBµV	Transd dB	Limit dBµV	Margin dB	Detector	Line	PE
0.188000	58.90	10.6	64	5.2	QP	N	GND
0.438000	50.10	11.4	57	7.0	QP	N	GND
1.502000	49.30	11.6	56	6.7	QP	N	GND

MEASUREMENT RESULT: "XH513024_fin2"

2016-5-18 18:00

Frequency MHz	Level dBµV	Transd dB	Limit dBµV	Margin dB	Detector	Line	PE
0.190000	46.40	10.6	54	7.6	AV	N	GND
0.438000	44.80	11.4	47	2.3	AV	N	GND
0.572000	37.20	11.5	46	8.8	AV	N	GND

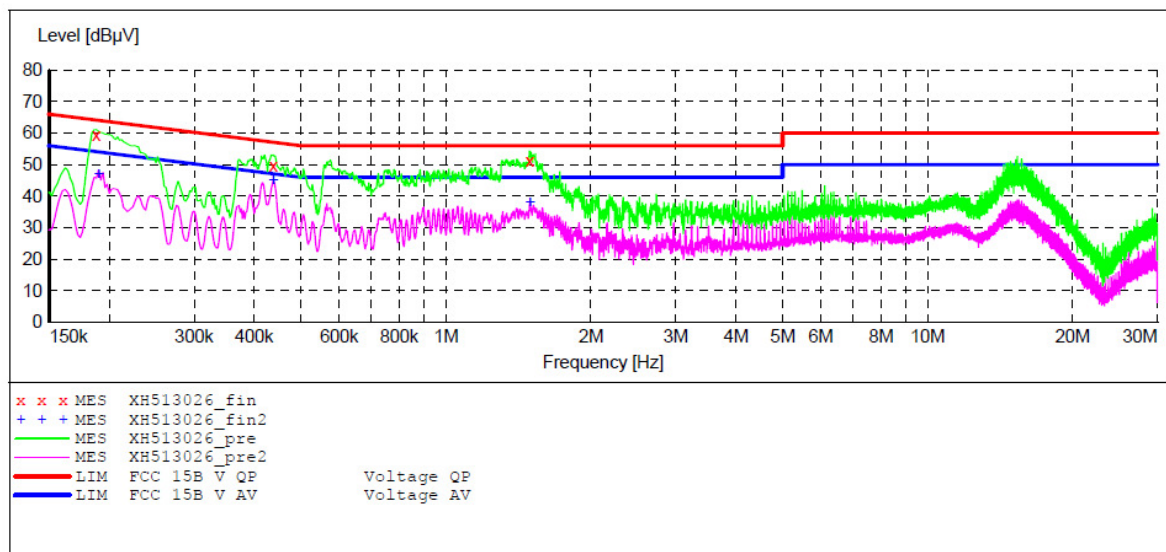
ACCURATE TECHNOLOGY CO.,LTD

CONDUCTED EMISSION STANDARD FCC PART15 B

EUT: Interactive Flat Panel M/N:LE-84PC88
 Manufacturer: Prima
 Operating Condition: AV IN
 Test Site: 2#Shielding Room
 Operator: star
 Test Specification: L 120V/60Hz
 Comment: Report No.:ATE20160587
 Start of Test: 2016-5-18 / 18:03:23

SCAN TABLE: "V 150K-30MHz fin"

Start Frequency	Stop Frequency	Step Width	Detector	Meas. Time	IF Bandw.	Transducer
150.0 kHz	30.0 MHz	4.5 kHz	QuasiPeak	1.0 s	9 kHz	LISN (ESH3-Z5)
			Average			



MEASUREMENT RESULT: "XH513026_fin"

2016-5-18 18:04

Frequency MHz	Level dBµV	Transd dB	Limit dBµV	Margin dB	Detector	Line	PE
0.188000	59.50	10.6	64	4.6	QP	L1	GND
0.438000	49.70	11.4	57	7.4	QP	L1	GND
1.492000	51.30	11.6	56	4.7	QP	L1	GND

MEASUREMENT RESULT: "XH513026_fin2"

2016-5-18 18:04

Frequency MHz	Level dBµV	Transd dB	Limit dBµV	Margin dB	Detector	Line	PE
0.190000	47.00	10.6	54	7.0	AV	L1	GND
0.438000	45.00	11.4	47	2.1	AV	L1	GND
1.494000	37.80	11.6	46	8.2	AV	L1	GND

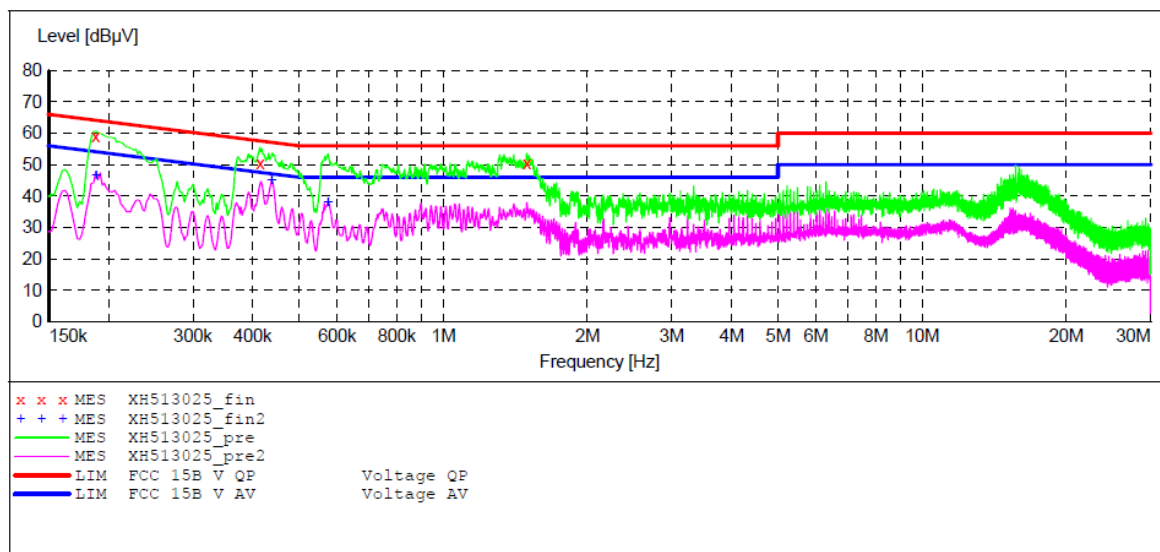
ACCURATE TECHNOLOGY CO., LTD

CONDUCTED EMISSION STANDARD FCC PART15 B

EUT: Interactive Flat Panel M/N:LE-84PC88
 Manufacturer: Prima
 Operating Condition: AV IN
 Test Site: 2#Shielding Room
 Operator: star
 Test Specification: N 120V/60Hz
 Comment: Report No.:ATE20160587
 Start of Test: 2016-5-18 / 18:00:45

SCAN TABLE: "V 150K-30MHz fin"

Short Description: _SUB_STD_VTERM2 1.70
 Start Stop Step Detector Meas. IF Transducer
 Frequency Frequency Width Time Bandw.
 150.0 kHz 30.0 MHz 4.5 kHz QuasiPeak 1.0 s 9 kHz LISN(ESH3-Z5)
 Average



MEASUREMENT RESULT: "XH513025_fin"

2016-5-18 18:02

Frequency MHz	Level dBµV	Transd dB	Limit dBµV	Margin dB	Detector	Line	PE
0.188000	58.90	10.6	64	5.2	QP	N	GND
0.414000	50.30	11.3	58	7.3	QP	N	GND
1.494000	50.60	11.6	56	5.4	QP	N	GND

MEASUREMENT RESULT: "XH513025_fin2"

2016-5-18 18:02

Frequency MHz	Level dBµV	Transd dB	Limit dBµV	Margin dB	Detector	Line	PE
0.188000	46.40	10.6	54	7.7	AV	N	GND
0.438000	45.00	11.4	47	2.1	AV	N	GND
0.574000	37.90	11.5	46	8.1	AV	N	GND

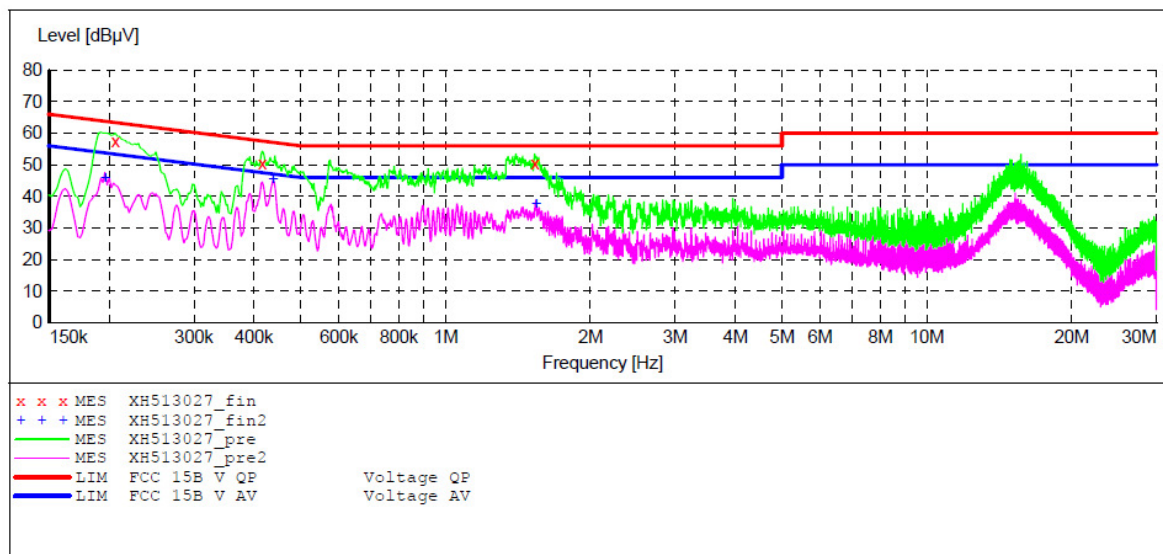
ACCURATE TECHNOLOGY CO.,LTD

CONDUCTED EMISSION STANDARD FCC PART15 B

EUT: Interactive Flat Panel M/N:LE-84PC88
 Manufacturer: Prima
 Operating Condition: VGA IN
 Test Site: 2#Shielding Room
 Operator: star
 Test Specification: L 120V/60Hz
 Comment: Report No.:ATE20160587
 Start of Test: 2016-5-18 / 18:06:07

SCAN TABLE: "V 150K-30MHz fin"

Start Frequency	Stop Frequency	Step Width	Detector	Meas. Time	IF Bandw.	Transducer
150.0 kHz	30.0 MHz	4.5 kHz	QuasiPeak	1.0 s	9 kHz	LISN(ESH3-Z5)
Average						



MEASUREMENT RESULT: "XH513027_fin"

2016-5-18 18:07

Frequency MHz	Level dBµV	Transd dB	Limit dBµV	Margin dB	Detector	Line	PE
0.206000	57.30	10.6	63	6.1	QP	L1	GND
0.416000	50.60	11.3	58	6.9	QP	L1	GND
1.532000	50.60	11.6	56	5.4	QP	L1	GND

MEASUREMENT RESULT: "XH513027_fin2"

2016-5-18 18:07

Frequency MHz	Level dBµV	Transd dB	Limit dBµV	Margin dB	Detector	Line	PE
0.196000	45.70	10.6	54	8.1	AV	L1	GND
0.438000	45.20	11.4	47	1.9	AV	L1	GND
1.540000	37.60	11.6	46	8.4	AV	L1	GND

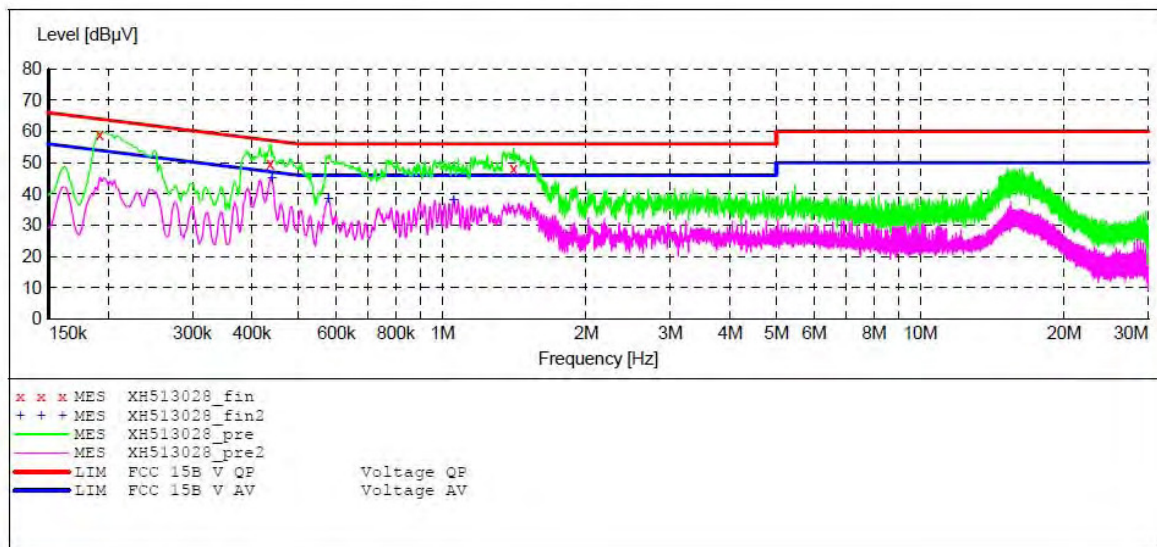
ACCURATE TECHNOLOGY CO., LTD

CONDUCTED EMISSION STANDARD FCC PART15 B

EUT: Interactive Flat Panel M/N:LE-84PC88
 Manufacturer: Prima
 Operating Condition: VGA IN
 Test Site: 2#Shielding Room
 Operator: star
 Test Specification: N 120V/60Hz
 Comment: Report No.:ATE20160587
 Start of Test: 2016-5-18 / 18:08:19

SCAN TABLE: "V 150K-30MHz fin"

Short Description: _SUB_STD_VTERM2 1.70
 Start Stop Step Detector Meas. IF Transducer
 Frequency Frequency Width Time Bandw.
 150.0 kHz 30.0 MHz 4.5 kHz QuasiPeak 1.0 s 9 kHz LISN(ESH3-Z5)
 Average



MEASUREMENT RESULT: "XH513028_fin"

2016-5-18 18:09

Frequency MHz	Level dBµV	Transd dB	Limit dBµV	Margin dB	Detector	Line	PE
0.192000	58.80	10.6	64	5.1	QP	N	GND
0.436000	49.70	11.4	57	7.4	QP	N	GND
1.410000	48.30	11.6	56	7.7	QP	N	GND

MEASUREMENT RESULT: "XH513028_fin2"

2016-5-18 18:09

Frequency MHz	Level dBµV	Transd dB	Limit dBµV	Margin dB	Detector	Line	PE
0.440000	45.10	11.4	47	2.0	AV	N	GND
0.578000	38.20	11.5	46	7.8	AV	N	GND
1.056000	38.10	11.6	46	7.9	AV	N	GND

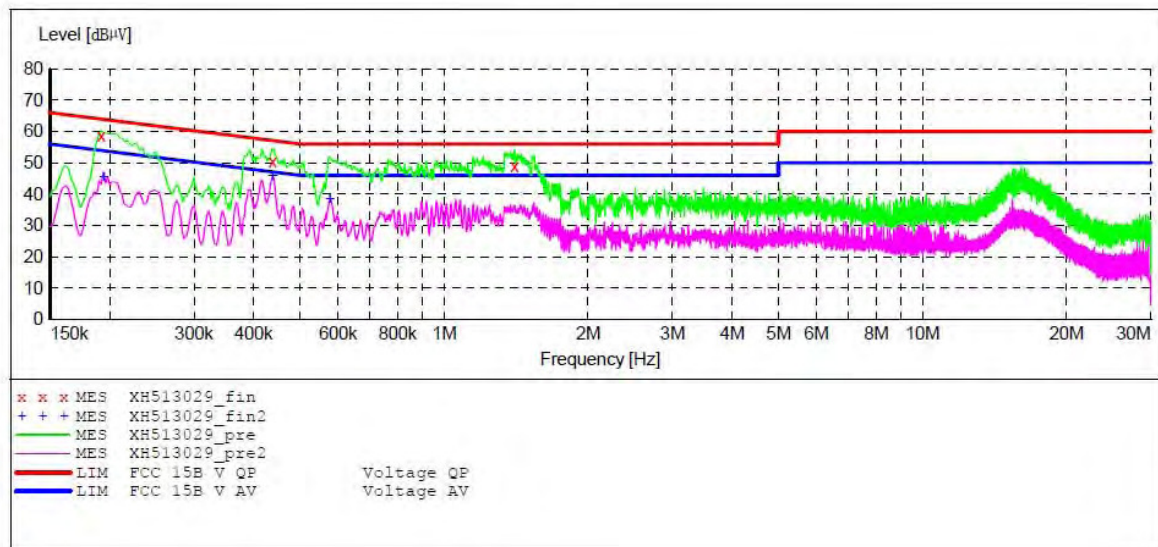
ACCURATE TECHNOLOGY CO., LTD

CONDUCTED EMISSION STANDARD FCC PART15 B

EUT: Interactive Flat Panel M/N:LE-84PC88
 Manufacturer: Prima
 Operating Condition: DP IN
 Test Site: 2#Shielding Room
 Operator: star
 Test Specification: N 120V/60Hz
 Comment: Report No.:ATE20160587
 Start of Test: 2016-5-18 / 18:10:24

SCAN TABLE: "V 150K-30MHz fin"

Short Description: _SUB_STD_VTERM2 1.70
 Start Stop Step Detector Meas. IF Transducer
 Frequency Frequency Width Time Bandw.
 150.0 kHz 30.0 MHz 4.5 kHz QuasiPeak 1.0 s 9 kHz LISN(ESH3-Z5)
 Average



MEASUREMENT RESULT: "XH513029_fin"

2016-5-18 18:12

Frequency MHz	Level dBµV	Transd dB	Limit dBµV	Margin dB	Detector	Line	PE
0.192000	58.70	10.6	64	5.2	QP	N	GND
0.438000	50.30	11.4	57	6.8	QP	N	GND
1.404000	49.00	11.6	56	7.0	QP	N	GND

MEASUREMENT RESULT: "XH513029_fin2"

2016-5-18 18:12

Frequency MHz	Level dBµV	Transd dB	Limit dBµV	Margin dB	Detector	Line	PE
0.194000	45.30	10.6	54	8.6	AV	N	GND
0.438000	45.00	11.4	47	2.1	AV	N	GND
0.576000	38.20	11.5	46	7.8	AV	N	GND

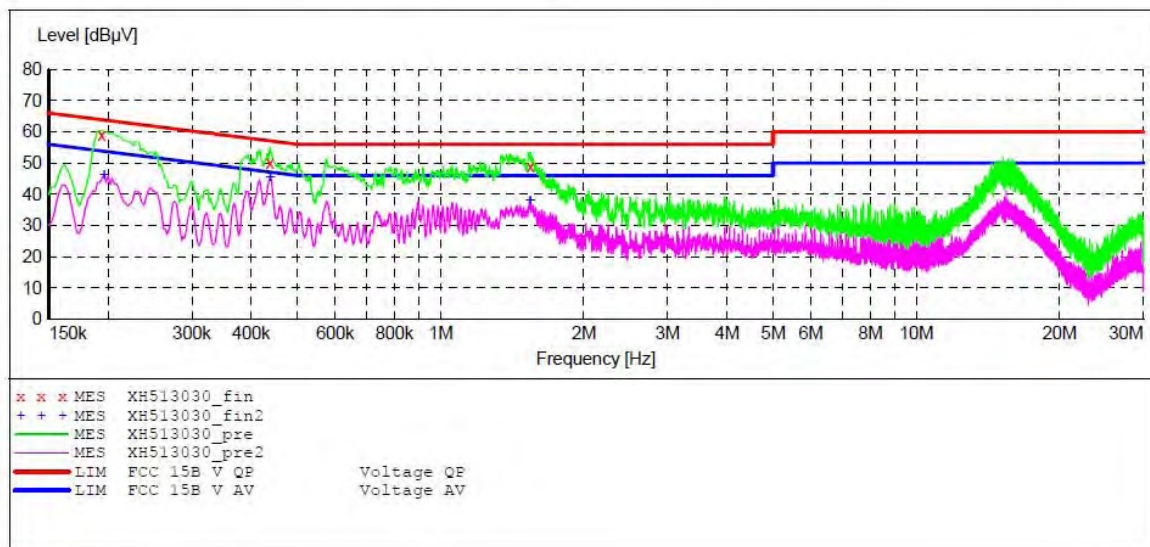
ACCURATE TECHNOLOGY CO., LTD

CONDUCTED EMISSION STANDARD FCC PART15 B

EUT: Interactive Flat Panel M/N:LE-84PC88
 Manufacturer: Prima
 Operating Condition: DP IN
 Test Site: 2#Shielding Room
 Operator: star
 Test Specification: L 120V/60Hz
 Comment: Report No.:ATE20160587
 Start of Test: 2016-5-18 / 18:12:51

SCAN TABLE: "V 150K-30MHz fin"

Short Description: SUB_STD_VTERM2 1.70
 Start Stop Step Detector Meas. IF Transducer
 Frequency Frequency Width Time Bandw.
 150.0 kHz 30.0 MHz 4.5 kHz QuasiPeak 1.0 s 9 kHz LISN(ESH3-Z5)
 Average



MEASUREMENT RESULT: "XH513030_fin"

2016-5-18 18:14

Frequency MHz	Level dBµV	Transd dB	Limit dBµV	Margin dB	Detector	Line	PE
0.194000	59.10	10.6	64	4.8	QP	L1	GND
0.438000	49.90	11.4	57	7.2	QP	L1	GND
1.544000	48.80	11.6	56	7.2	QP	L1	GND

MEASUREMENT RESULT: "XH513030_fin2"

2016-5-18 18:14

Frequency MHz	Level dBµV	Transd dB	Limit dBµV	Margin dB	Detector	Line	PE
0.196000	46.10	10.6	54	7.7	AV	L1	GND
0.438000	45.50	11.4	47	1.6	AV	L1	GND
1.540000	37.80	11.6	46	8.2	AV	L1	GND

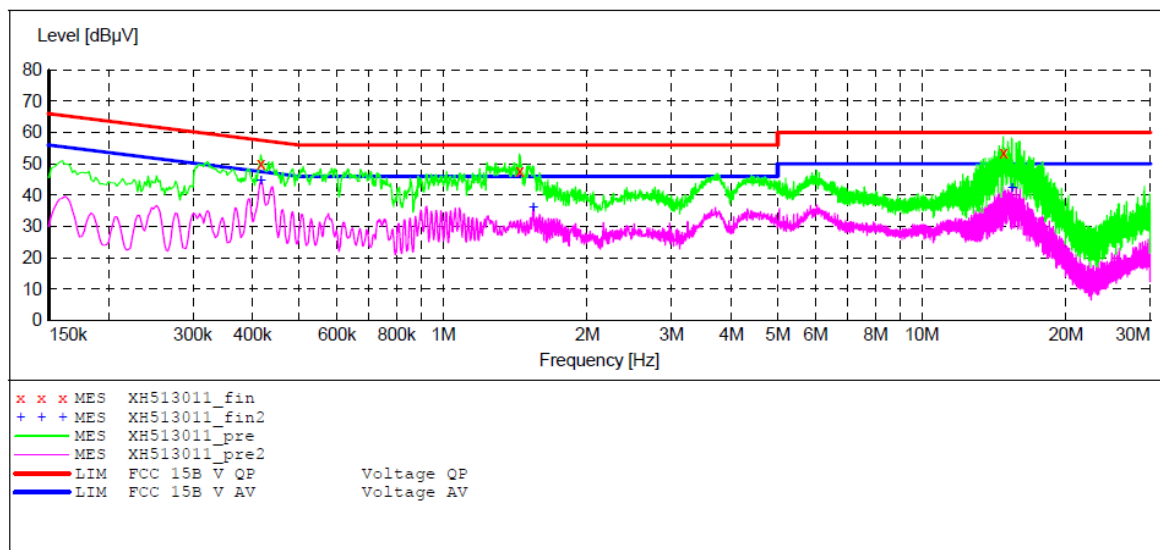
ACCURATE TECHNOLOGY CO., LTD

CONDUCTED EMISSION STANDARD FCC PART15 B

EUT: Interactive Flat Panel M/N:LE-84PC88
 Manufacturer: Prima
 Operating Condition: VGA IN
 Test Site: 2#Shielding Room
 Operator: star
 Test Specification: L 240V/60Hz
 Comment: Report No.:ATE20160587
 Start of Test: 2016-5-18 / 17:25:43

SCAN TABLE: "V 150K-30MHz fin"

Short Description: _SUB_STD_VTERM2 1.70
 Start Stop Step Detector Meas. IF Transducer
 Frequency Frequency Width Time Bandw.
 150.0 kHz 30.0 MHz 4.5 kHz QuasiPeak 1.0 s 9 kHz LISN (ESH3-Z5)
 Average



MEASUREMENT RESULT: "XH513011_fin"

2016-5-18 17:27

Frequency MHz	Level dBµV	Transd dB	Limit dBµV	Margin dB	Detector	Line	PE
0.416000	49.90	11.3	58	7.6	QP	L1	GND
1.446000	47.80	11.6	56	8.2	QP	L1	GND
14.807000	53.40	11.9	60	6.6	QP	L1	GND

MEASUREMENT RESULT: "XH513011_fin2"

2016-5-18 17:27

Frequency MHz	Level dBµV	Transd dB	Limit dBµV	Margin dB	Detector	Line	PE
0.416000	44.70	11.3	48	2.8	AV	L1	GND
1.542000	35.90	11.6	46	10.1	AV	L1	GND
15.432500	42.40	11.9	50	7.6	AV	L1	GND

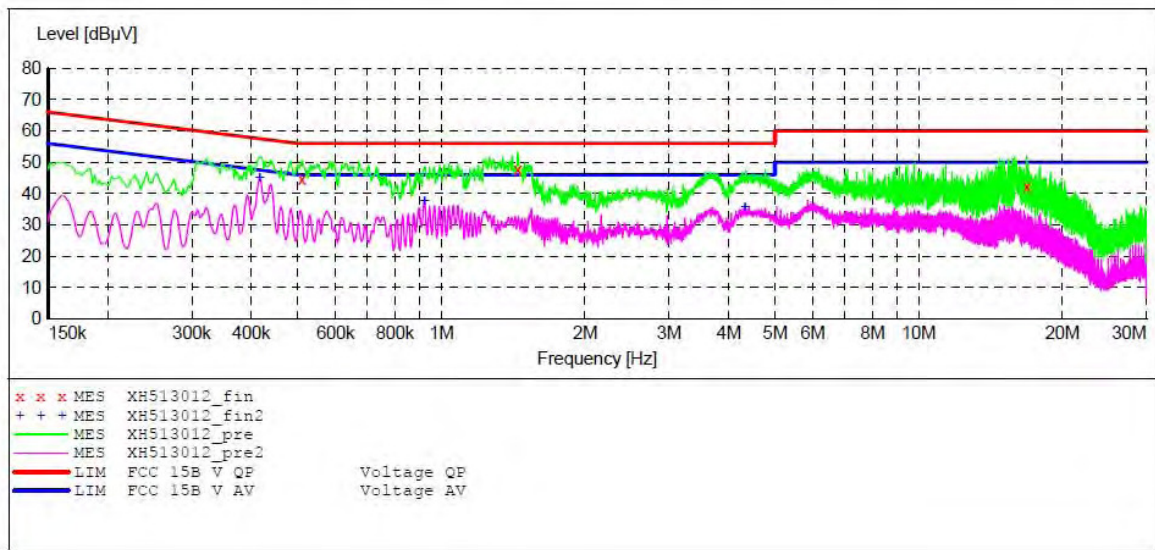
ACCURATE TECHNOLOGY CO., LTD

CONDUCTED EMISSION STANDARD FCC PART15 B

EUT: Interactive Flat Panel M/N:LE-84PC88
 Manufacturer: Prima
 Operating Condition: VGA IN
 Test Site: 2#Shielding Room
 Operator: star
 Test Specification: N 240V/60Hz
 Comment: Report No.:ATE20160587
 Start of Test: 2016-5-18 / 17:28:31

SCAN TABLE: "V 150K-30MHz fin"

Short Description: _SUB_STD_VTERM2 1.70
 Start Stop Step Detector Meas. IF Transducer
 Frequency Frequency Width Time Bandw.
 150.0 kHz 30.0 MHz 4.5 kHz QuasiPeak 1.0 s 9 kHz LISN (ESH3-Z5)
 Average



MEASUREMENT RESULT: "XH513012_fin"

2016-5-18 17:30

Frequency MHz	Level dBuV	Transd dB	Limit dBuV	Margin dB	Detector	Line	PE
0.510000	44.60	11.5	56	11.4	QP	N	GND
1.446000	47.70	11.6	56	8.3	QP	N	GND
16.863500	42.20	11.9	60	17.8	QP	N	GND

MEASUREMENT RESULT: "XH513012_fin2"

2016-5-18 17:30

Frequency MHz	Level dBuV	Transd dB	Limit dBuV	Margin dB	Detector	Line	PE
0.416000	44.80	11.3	48	2.7	AV	N	GND
0.922000	37.70	11.6	46	8.3	AV	N	GND
4.322000	35.70	11.8	46	10.3	AV	N	GND

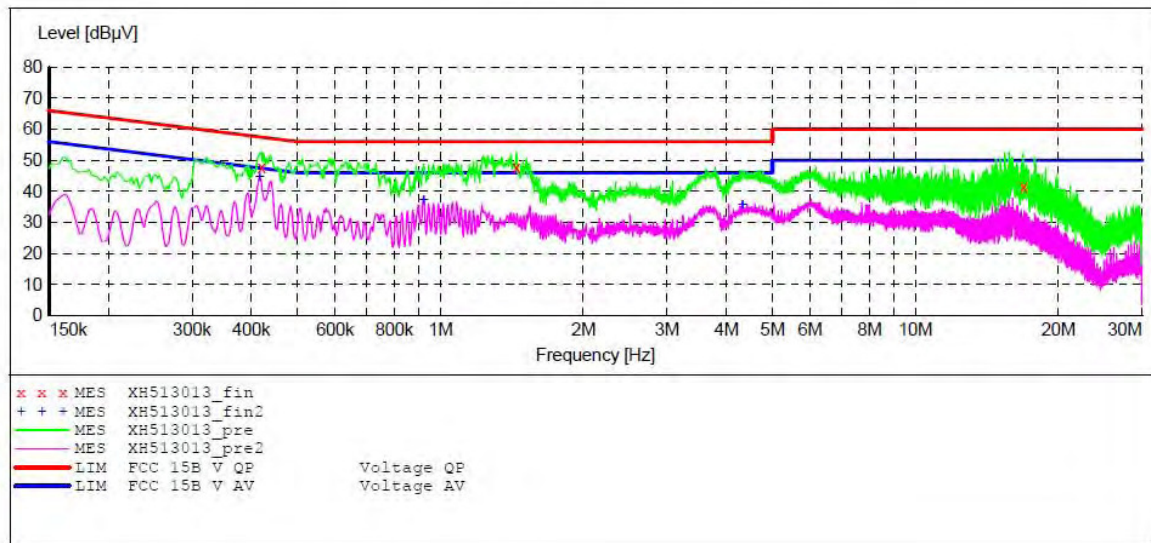
ACCURATE TECHNOLOGY CO., LTD

CONDUCTED EMISSION STANDARD FCC PART15 B

EUT: Interactive Flat Panel M/N:LE-84PC88
 Manufacturer: Prima
 Operating Condition: DP IN
 Test Site: 2#Shielding Room
 Operator: star
 Test Specification: N 240V/60Hz
 Comment: Report No.:ATE20160587
 Start of Test: 2016-5-18 / 17:30:33

SCAN TABLE: "V 150K-30MHz fin"

Start Frequency	Stop Frequency	Step Width	Detector	Meas. Time	IF Bandw.	Transducer
150.0 kHz	30.0 MHz	4.5 kHz	QuasiPeak	1.0 s	9 kHz	LISN (ESH3-Z5)
Average						



MEASUREMENT RESULT: "XH513013_fin"

2016-5-18 17:32

Frequency MHz	Level dBµV	Transd dB	Limit dBµV	Margin dB	Detector	Line	PE
0.420000	47.80	11.3	57	9.6	QP	N	GND
1.444000	47.70	11.6	56	8.3	QP	N	GND
16.886000	41.50	11.9	60	18.5	QP	N	GND

MEASUREMENT RESULT: "XH513013_fin2"

2016-5-18 17:32

Frequency MHz	Level dBµV	Transd dB	Limit dBµV	Margin dB	Detector	Line	PE
0.416000	44.70	11.3	48	2.8	AV	N	GND
0.922000	37.30	11.6	46	8.7	AV	N	GND
4.322000	35.70	11.8	46	10.3	AV	N	GND

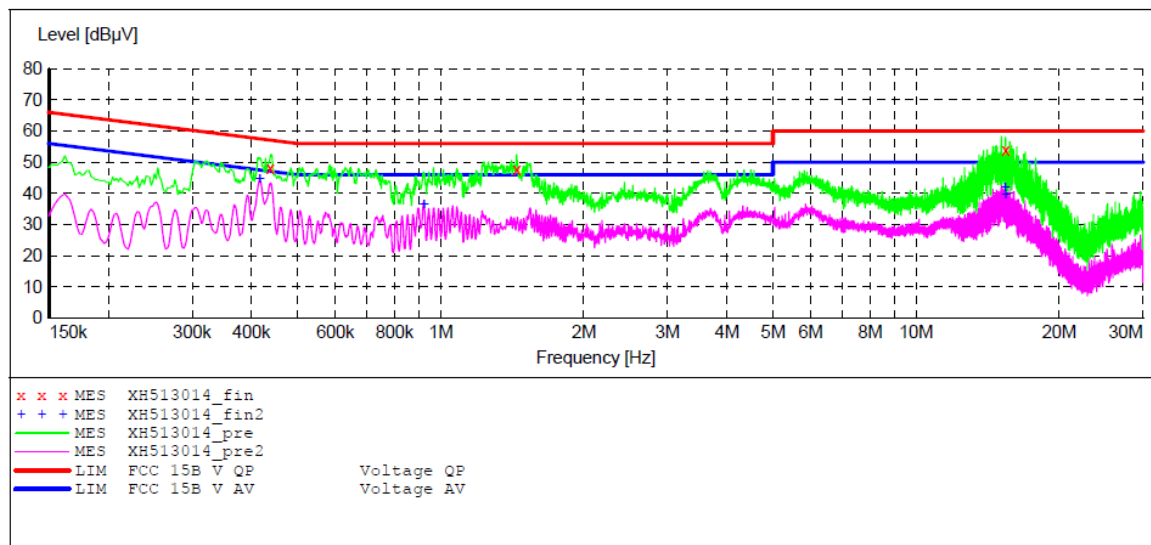
ACCURATE TECHNOLOGY CO., LTD

CONDUCTED EMISSION STANDARD FCC PART15 B

EUT: Interactive Flat Panel M/N:LE-84PC88
 Manufacturer: Prima
 Operating Condition: DP IN
 Test Site: 2#Shielding Room
 Operator: star
 Test Specification: L 240V/60Hz
 Comment: Report No.:ATE20160587
 Start of Test: 2016-5-18 / 17:32:46

SCAN TABLE: "V 150K-30MHz fin"

Start Frequency	Stop Frequency	Step Width	Detector	Meas. Time	IF Bandw.	Transducer
150.0 kHz	30.0 MHz	4.5 kHz	QuasiPeak	1.0 s	9 kHz	LISN (ESH3-Z5)
Average						



MEASUREMENT RESULT: "XH513014_fin"

2016-5-18 17:34

Frequency MHz	Level dBµV	Transd dB	Limit dBµV	Margin dB	Detector	Line	PE
0.438000	48.00	11.4	57	9.1	QP	L1	GND
1.444000	47.60	11.6	56	8.4	QP	L1	GND
15.419000	54.10	11.9	60	5.9	QP	L1	GND

MEASUREMENT RESULT: "XH513014_fin2"

2016-5-18 17:34

Frequency MHz	Level dBµV	Transd dB	Limit dBµV	Margin dB	Detector	Line	PE
0.416000	44.50	11.3	48	3.0	AV	L1	GND
0.922000	36.40	11.6	46	9.6	AV	L1	GND
15.410000	39.60	11.9	50	10.4	AV	L1	GND
15.419000	41.70	11.9	50	8.3	AV	L1	GND

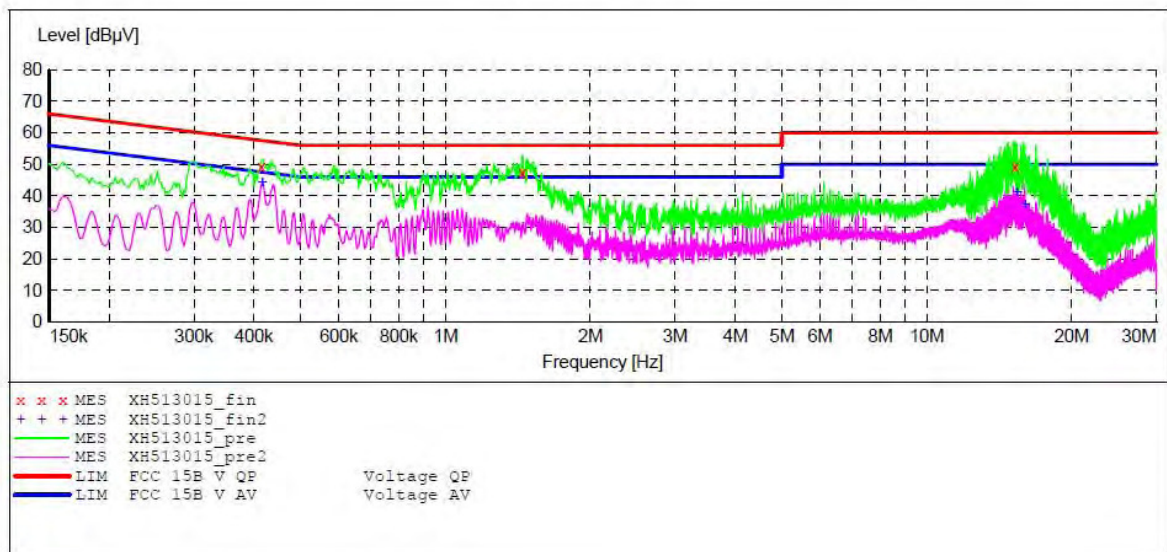
ACCURATE TECHNOLOGY CO., LTD

CONDUCTED EMISSION STANDARD FCC PART15 B

EUT: Interactive Flat Panel M/N:LE-84PC88
 Manufacturer: Prima
 Operating Condition: HDMI IN
 Test Site: 2#Shielding Room
 Operator: star
 Test Specification: L 240V/60Hz
 Comment: Report No.:ATE20160587
 Start of Test: 2016-5-18 / 17:36:09

SCAN TABLE: "V 150K-30MHZ fin"

Short Description: _SUB_STD_VTERM2 1.70
 Start Stop Step Detector Meas. IF Transducer
 Frequency Frequency Width Time Bandw.
 150.0 kHz 30.0 MHz 4.5 kHz QuasiPeak 1.0 s 9 kHz LISN (ESH3-Z5)
 Average



MEASUREMENT RESULT: "XH513015_fin"

2016-5-18 17:37

Frequency MHz	Level dBuV	Transd dB	Limit dBuV	Margin dB	Detector	Line	PE
0.414000	49.20	11.3	58	8.4	QP	L1	GND
1.446000	47.30	11.6	56	8.7	QP	L1	GND
15.261500	49.40	11.9	60	10.6	QP	L1	GND

MEASUREMENT RESULT: "XH513015_fin2"

2016-5-18 17:37

Frequency MHz	Level dBuV	Transd dB	Limit dBuV	Margin dB	Detector	Line	PE
0.416000	44.30	11.3	48	3.2	AV	L1	GND
15.401000	40.90	11.9	50	9.1	AV	L1	GND
15.990500	37.20	11.9	50	12.8	AV	L1	GND

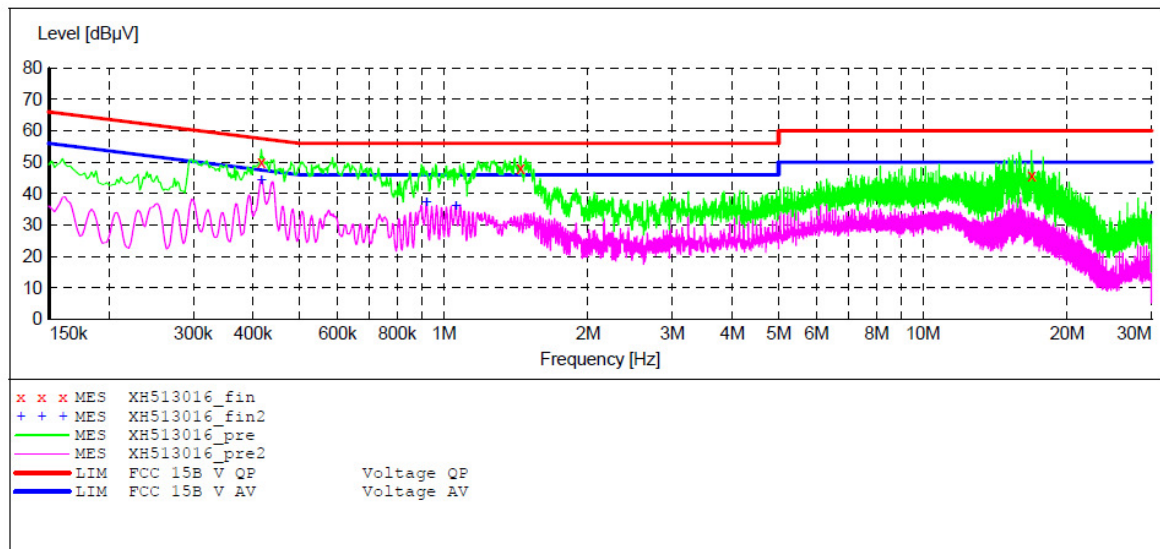
ACCURATE TECHNOLOGY CO.,LTD

CONDUCTED EMISSION STANDARD FCC PART15 B

EUT: Interactive Flat Panel M/N:LE-84PC88
 Manufacturer: Prima
 Operating Condition: HDMI IN
 Test Site: 2#Shielding Room
 Operator: star
 Test Specification: N 240V/60Hz
 Comment: Report No.:ATE20160587
 Start of Test: 2016-5-18 / 17:38:29

SCAN TABLE: "V 150K-30MHz fin"

Start Frequency	Stop Frequency	Step Width	Detector	Meas. Time	IF Bandw.	Transducer
150.0 kHz	30.0 MHz	4.5 kHz	QuasiPeak	1.0 s	9 kHz	LISN (ESH3-Z5)
Average						



MEASUREMENT RESULT: "XH513016_fin"

2016-5-18 17:40

Frequency MHz	Level dBµV	Transd dB	Limit dBµV	Margin dB	Detector	Line	PE
0.416000	50.00	11.3	58	7.5	QP	N	GND
1.444000	48.00	11.6	56	8.0	QP	N	GND
16.859000	45.60	11.9	60	14.4	QP	N	GND

MEASUREMENT RESULT: "XH513016_fin2"

2016-5-18 17:40

Frequency MHz	Level dBµV	Transd dB	Limit dBµV	Margin dB	Detector	Line	PE
0.416000	44.30	11.3	48	3.2	AV	N	GND
0.920000	37.10	11.6	46	8.9	AV	N	GND
1.060000	36.10	11.6	46	9.9	AV	N	GND

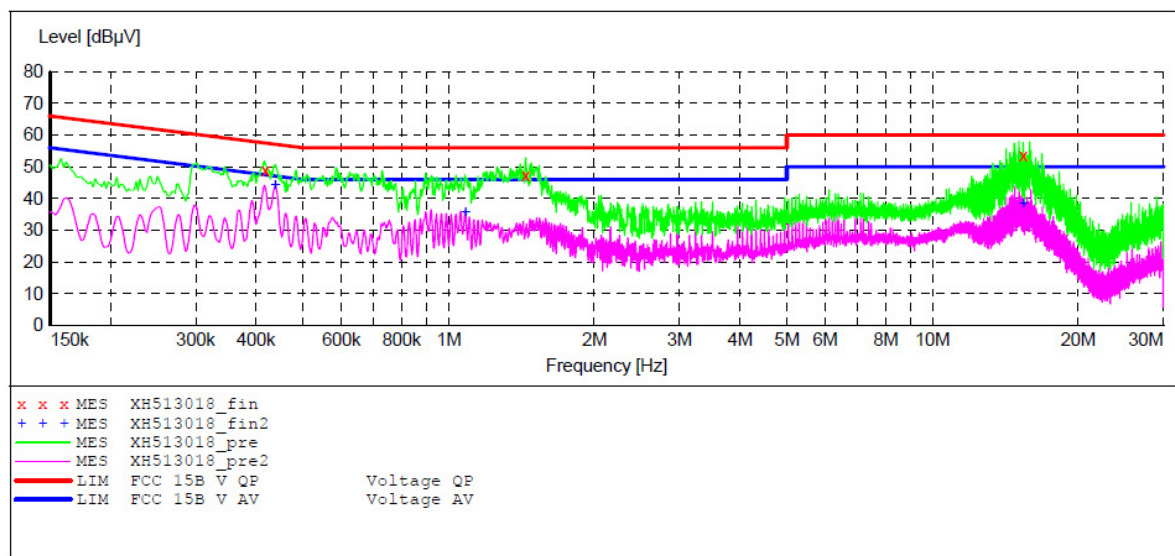
ACCURATE TECHNOLOGY CO., LTD

CONDUCTED EMISSION STANDARD FCC PART15 B

EUT: Interactive Flat Panel M/N:LE-84PC88
 Manufacturer: Prima
 Operating Condition: AV IN
 Test Site: 2#Shielding Room
 Operator: star
 Test Specification: L 240V/60Hz
 Comment: Report No.:ATE20160587
 Start of Test: 2016-5-18 / 17:42:59

SCAN TABLE: "V 150K-30MHz fin"

Short Description: _SUB_STD_VTERM2 1.70
 Start Stop Step Detector Meas. IF Transducer
 Frequency Frequency Width Time Bandw.
 150.0 kHz 30.0 MHz 4.5 kHz QuasiPeak 1.0 s 9 kHz LISN (ESH3-Z5)
 Average



MEASUREMENT RESULT: "XH513018_fin"

2016-5-18 17:45

Frequency MHz	Level dBµV	Transd dB	Limit dBµV	Margin dB	Detector	Line	PE
0.418000	49.00	11.3	58	8.5	QP	L1	GND
1.442000	47.30	11.6	56	8.7	QP	L1	GND
15.396500	53.40	11.9	60	6.6	QP	L1	GND

MEASUREMENT RESULT: "XH513018_fin2"

2016-5-18 17:45

Frequency MHz	Level dBµV	Transd dB	Limit dBµV	Margin dB	Detector	Line	PE
0.438000	44.30	11.4	47	2.8	AV	L1	GND
1.082000	35.80	11.6	46	10.2	AV	L1	GND
15.396500	38.40	11.9	50	11.6	AV	L1	GND

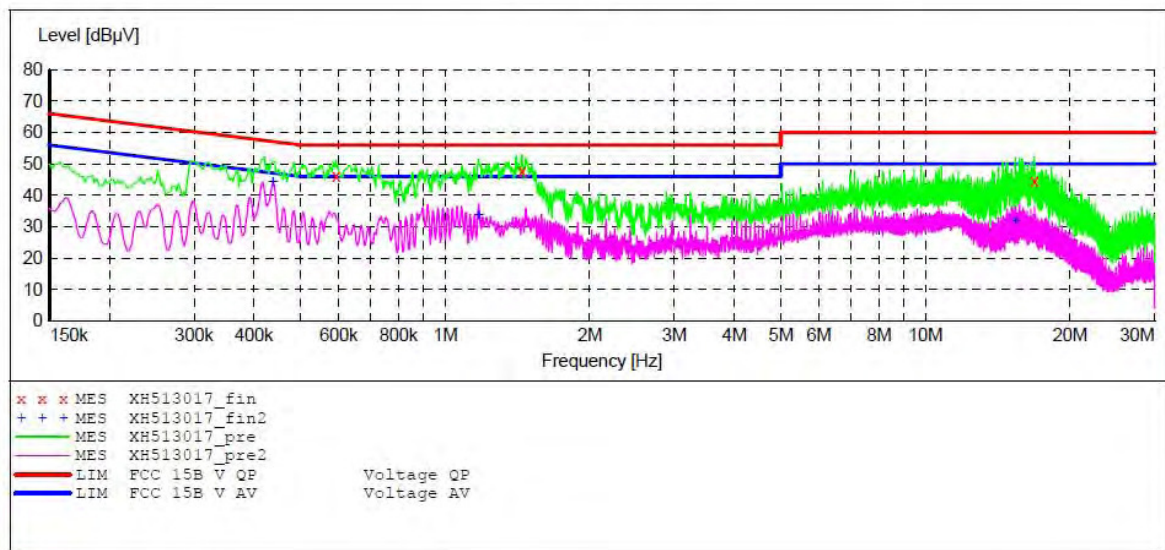
ACCURATE TECHNOLOGY CO., LTD

CONDUCTED EMISSION STANDARD FCC PART15 B

EUT: Interactive Flat Panel M/N:LE-84PC88
 Manufacturer: Prima
 Operating Condition: AV IN
 Test Site: 2#Shielding Room
 Operator: star
 Test Specification: N 240V/60Hz
 Comment: Report No.:ATE20160587
 Start of Test: 2016-5-18 / 17:40:45

SCAN TABLE: "V 150K-30MHz fin"

Short Description: _SUB_STD VTERM2 1.70
 Start Stop Step Detector Meas. IF Transducer
 Frequency Frequency Width Time Bandw.
 150.0 kHz 30.0 MHz 4.5 kHz QuasiPeak 1.0 s 9 kHz LISN (ESH3-Z5)
 Average



MEASUREMENT RESULT: "XH513017_fin"

2016-5-18 17:42

Frequency MHz	Level dBµV	Transd dB	Limit dBµV	Margin dB	Detector	Line	PE
0.592000	46.00	11.5	56	10.0	QP	N	GND
1.444000	47.80	11.6	56	8.2	QP	N	GND
16.850000	44.50	11.9	60	15.5	QP	N	GND

MEASUREMENT RESULT: "XH513017_fin2"

2016-5-18 17:42

Frequency MHz	Level dBµV	Transd dB	Limit dBµV	Margin dB	Detector	Line	PE
0.438000	44.20	11.4	47	2.9	AV	N	GND
1.174000	33.60	11.6	46	12.4	AV	N	GND
15.392000	31.60	11.9	50	18.4	AV	N	GND

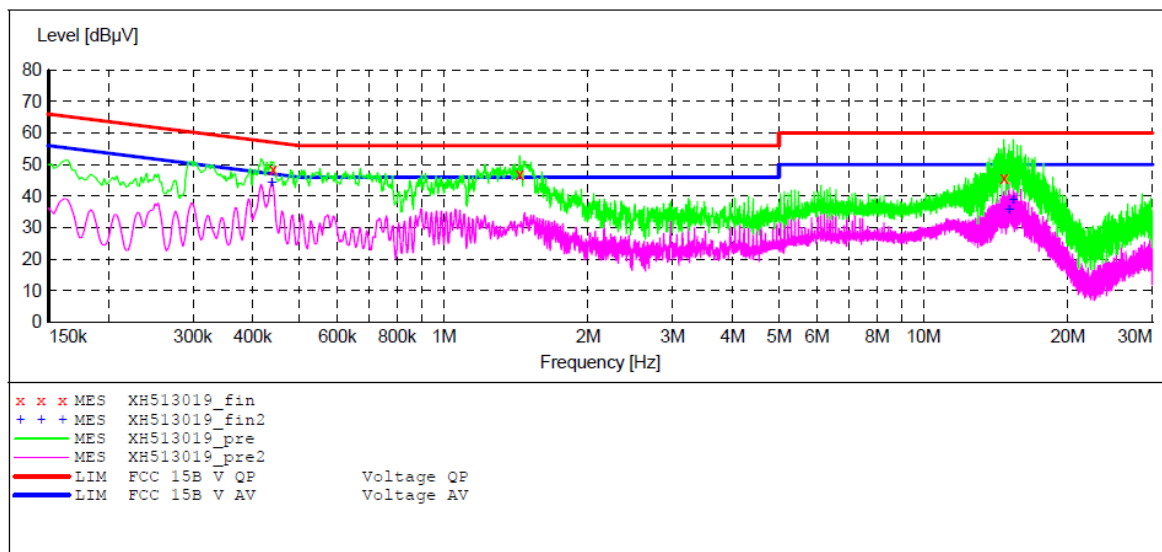
ACCURATE TECHNOLOGY CO., LTD

CONDUCTED EMISSION STANDARD FCC PART15 B

EUT: Interactive Flat Panel M/N:LE-84PC88
 Manufacturer: Prima
 Operating Condition: USB IN
 Test Site: 2#Shielding Room
 Operator: star
 Test Specification: L 240V/60Hz
 Comment: Report No.:ATE20160587
 Start of Test: 2016-5-18 / 17:46:29

SCAN TABLE: "V 150K-30MHz fin"

Short Description: _SUB_STD_VTERM2 1.70
 Start Stop Step Detector Meas. IF Transducer
 Frequency Frequency Width Time Bandw.
 150.0 kHz 30.0 MHz 4.5 kHz QuasiPeak 1.0 s 9 kHz LISN (ESH3-Z5)
 Average



MEASUREMENT RESULT: "XH513019_fin"

2016-5-18 17:48

Frequency MHz	Level dBuV	Transd dB	Limit dBuV	Margin dB	Detector	Line	PE
0.440000	48.40	11.4	57	8.7	QP	L1	GND
1.440000	47.10	11.6	56	8.9	QP	L1	GND
14.726000	45.90	11.9	60	14.1	QP	L1	GND

MEASUREMENT RESULT: "XH513019_fin2"

2016-5-18 17:48

Frequency MHz	Level dBuV	Transd dB	Limit dBuV	Margin dB	Detector	Line	PE
0.438000	44.20	11.4	47	2.9	AV	L1	GND
15.090500	35.80	11.9	50	14.2	AV	L1	GND
15.387500	38.90	11.9	50	11.1	AV	L1	GND

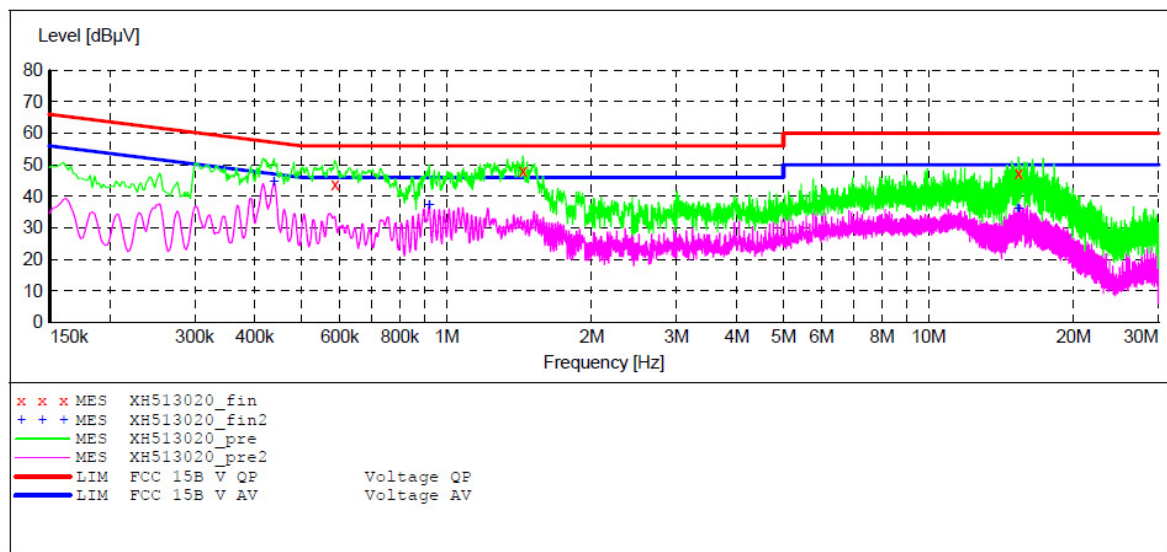
ACCURATE TECHNOLOGY CO., LTD

CONDUCTED EMISSION STANDARD FCC PART15 B

EUT: Interactive Flat Panel M/N:LE-84PC88
 Manufacturer: Prima
 Operating Condition: USB IN
 Test Site: 2#Shielding Room
 Operator: star
 Test Specification: N 240V/60Hz
 Comment: Report No.:ATE20160587
 Start of Test: 2016-5-18 / 17:48:51

SCAN TABLE: "V 150K-30MHz fin"

Short Description: _SUB_STD_VTERM2 1.70
 Start Stop Step Detector Meas. IF Transducer
 Frequency Frequency Width Time Bandw.
 150.0 kHz 30.0 MHz 4.5 kHz QuasiPeak 1.0 s 9 kHz LISN(ESH3-Z5)
 Average



MEASUREMENT RESULT: "XH513020_fin"

2016-5-18 17:50

Frequency MHz	Level dBµV	Transd dB	Limit dBµV	Margin dB	Detector	Line	PE
0.586000	43.70	11.5	56	12.3	QP	N	GND
1.440000	48.00	11.6	56	8.0	QP	N	GND
15.365000	47.40	11.9	60	12.6	QP	N	GND

MEASUREMENT RESULT: "XH513020_fin2"

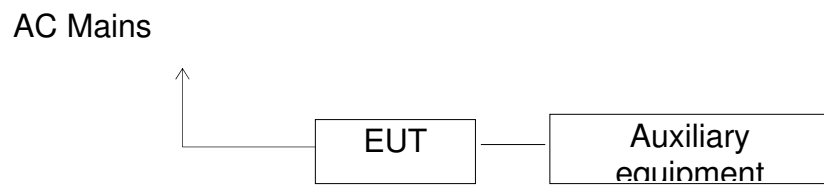
2016-5-18 17:50

Frequency MHz	Level dBµV	Transd dB	Limit dBµV	Margin dB	Detector	Line	PE
0.438000	44.40	11.4	47	2.7	AV	N	GND
0.920000	37.20	11.6	46	8.8	AV	N	GND
15.365000	35.90	11.9	50	14.1	AV	N	GND

5. RADIATED EMISSION MEASUREMENT

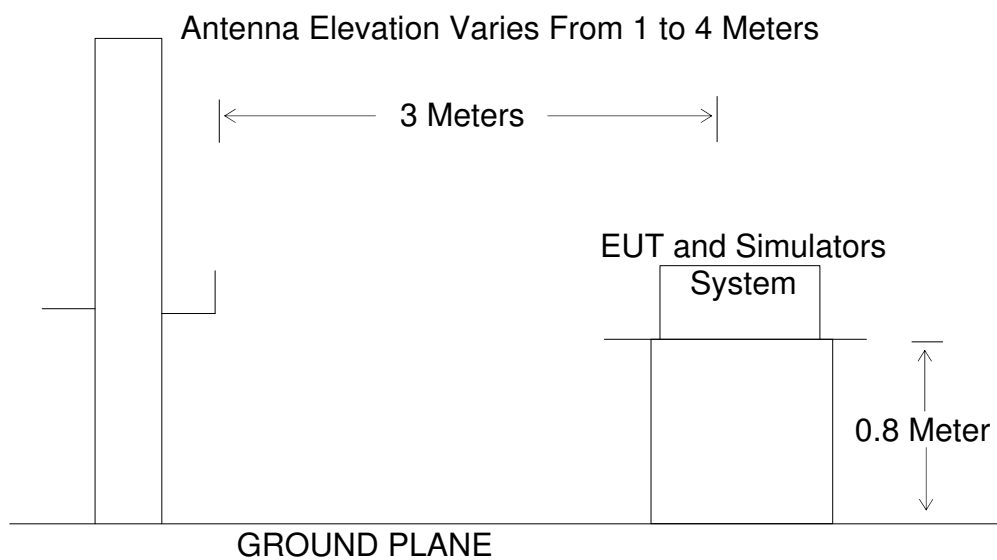
5.1. Block Diagram of Test

5.1.1. Block diagram of connection between the EUT and simulators



(EUT: Interactive Flat Panel)

5.1.2. Block diagram of test setup (In chamber)



5.2. Test mode description

- Test mode 1: USB IN
- Test mode 2: AV IN
- Test mode 3: VGA IN
- Test mode 4: DP IN
- Test mode 5: HDMI IN

5.3. Radiated Emission Limit (Class B)

All emanations from a class B device or system, including any network of conductors and apparatus connected thereto, shall not exceed the level of field strengths specified below:

Frequency MHz	Distance Meters	Field Strengths Limit	
		μV/m	dB(μV/m)
30-88	3	100	40.0
88-216	3	150	43.5
216-960	3	200	46.0
Above 960	3	500	54.0

Remark:

(1) Emission level $dB(\mu V) = 20 \log$ Emission level $\mu V/m$.

(2) The smaller limit shall apply at the cross point between two frequency bands.

(3) Distance is the distance in meters between the measuring instrument antenna and the closest point of any part of the device or system.

5.4. Manufacturer

The following equipments are installed on Radiated Emission Measurement to meet the commission requirements and operating regulations in a manner which tends to maximize its emission characteristics in normal application.

5.4.1. Interactive Flat Panel (EUT)

Model Number: LE-55PC88

Manufacturer: Xiamen Prima Technology Inc.

5.5. Operating Condition of EUT

5.5.1. Setup the EUT and simulator as shown as Section 5.1

5.5.2. Turn on the power of all equipment.

5.5.3. Let the EUT work in test mode and measure it.

5.6. Test Procedure

The EUT and its simulators are placed on a turntable, which is 0.8 meter high above ground. The turntable can rotate 360 degrees to determine the position of the maximum emission level. EUT is set 3.0 meters away from the receiving antenna, which is mounted on an antenna tower. The antenna can be moved up and down between 1.0 meter and 4 meters to find out the maximum emission level. Broadband antenna (calibrated bilog antenna) is used as receiving antenna. Both horizontal and vertical polarizations of the antenna are set on measurement. In order to find the maximum emission levels, all of the interface cables must be manipulated according to ANSI C63.4: 2014 on radiated emission measurement.

The bandwidth of the EMI test receiver (R&S ESCS30) is set at 120kHz.

The frequency range from 30MHz to 6000MHz is checked.

Note: The EUT highest operating frequency provided by Manufacturer is 1.2GHz, the radiated emission measurement shall be made up to 6 GHz.

Highest frequency generated or used in the device or on which the device operates or tunes (MHz)	Upper frequency of measurement range (MHz)
Below 1.705	30.
1.705–108	1000.
108–500	2000.
500–1000	5000.
Above 1000	5th harmonic of the highest frequency or 40 GHz, whichever is lower.

5.7.Radiated Emission Noise Measurement Result

PASS.

The frequency range from 30MHz to 6000MHz is investigated.

Emissions attenuated more than 20 dB below the permissible value are not reported.

The spectral diagrams are attached as below.

Below 1GHz



ACCURATE TECHNOLOGY CO., LTD.

F1,Bldg,A,Changyuan New Material Port Keyuan Rd,
Science & Industry Park,Nanshan Shenzhen,P.R.China

Site: 1# Chamber
Tel:+86-0755-26503290
Fax:+86-0755-26503396

Job No.: STAR2016 #931

Standard: FCC Class B 3M Radiated

Test item: Radiation Test

Temp.(C)/Hum.(%) 25 C / 55 %

EUT: Interactive Flat Panel

Mode: AV IN

Model: LE-84PC88

Manufacturer: Prima

Polarization: Horizontal

Power Source: AC 120V/60Hz

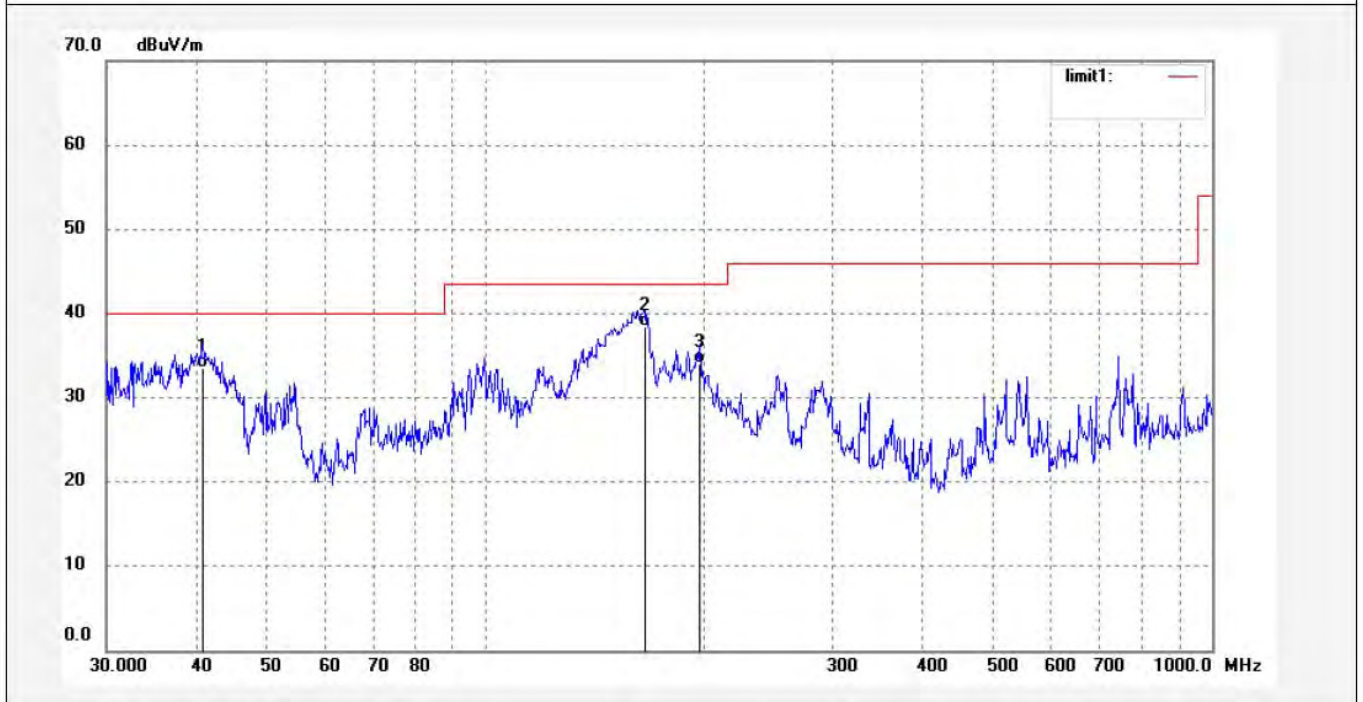
Date: 16/05/20/

Time: 9/40/43

Engineer Signature: star

Distance: 3m

Note: Report No.:ATE20160587



No.	Freq. (MHz)	Reading (dBuV/m)	Factor (dB)	Result (dBuV/m)	Limit (dBuV/m)	Margin (dB)	Detector	Height (cm)	Degree (deg.)	Remark
1	40.7265	52.67	-19.15	33.52	40.00	-6.48	QP			
2	165.4715	59.10	-20.77	38.33	43.50	-5.17	QP			
3	196.5595	52.99	-18.89	34.10	43.50	-9.40	QP			

Job No.: STAR2016 #930

Standard: FCC Class B 3M Radiated

Test item: Radiation Test

Temp.(C)/Hum.(%) 25 C / 55 %

EUT: Interactive Flat Panel

Mode: AV IN

Model: LE-84PC88

Manufacturer: Prima

Polarization: Vertical

Power Source: AC 120V/60Hz

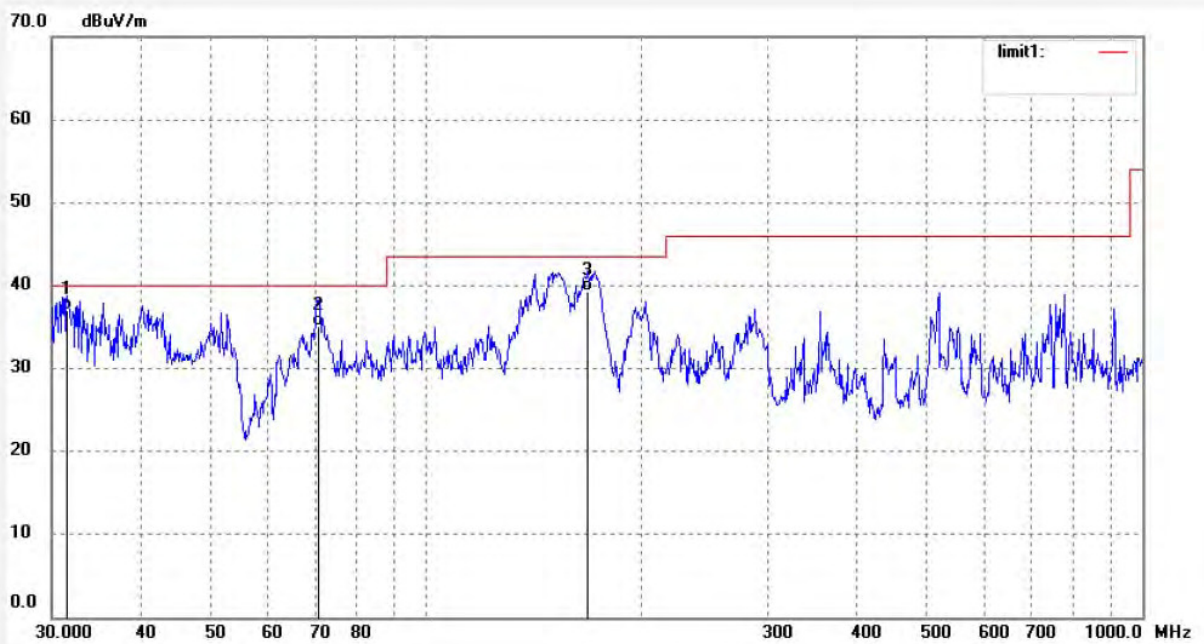
Date: 16/05/20/

Time: 9/39/57

Engineer Signature: star

Distance: 3m

Note: Report No.:ATE20160587

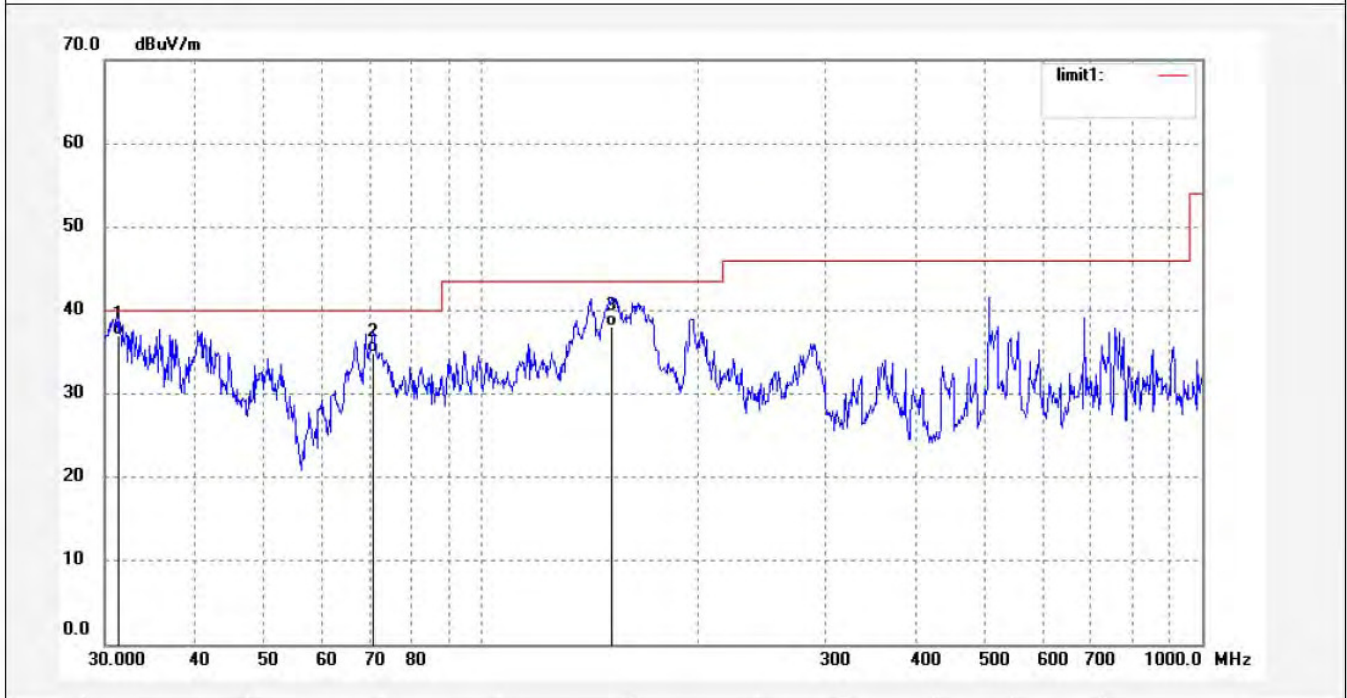


No.	Freq. (MHz)	Reading (dBuV/m)	Factor (dB)	Result (dBuV/m)	Limit (dBuV/m)	Margin (dB)	Detector	Height (cm)	Degree (deg.)	Remark
1	31.5125	53.97	-17.01	36.96	40.00	-3.04	QP			
2	70.7047	58.00	-22.89	35.11	40.00	-4.89	QP			
3	168.4043	59.78	-20.45	39.33	43.50	-4.17	QP			

Job No.: STAR2016 #929
 Standard: FCC Class B 3M Radiated
 Test item: Radiation Test
 Temp.(C)/Hum.(%) 25 C / 55 %
 EUT: Interactive Flat Panel
 Mode: USB IN
 Model: LE-84PC88
 Manufacturer: Prima

Polarization: Vertical
 Power Source: AC 120V/60Hz
 Date: 16/05/20/
 Time: 9/39/29
 Engineer Signature: star
 Distance: 3m

Note: Report No.:ATE20160587

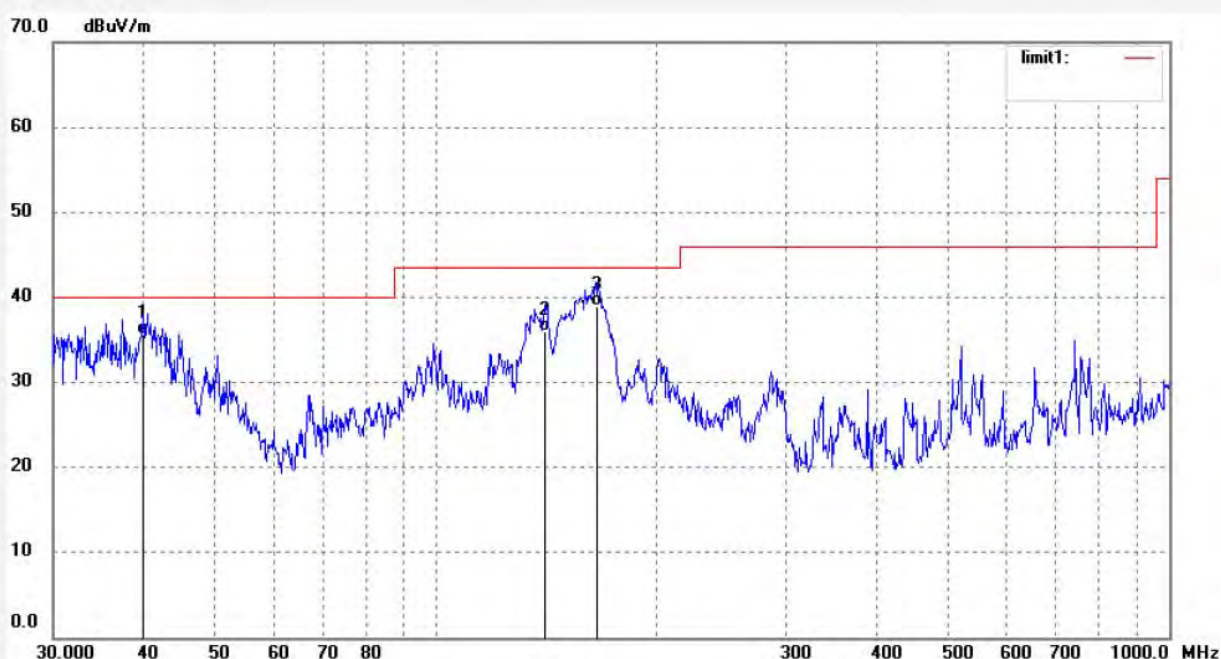


No.	Freq. (MHz)	Reading (dBuV/m)	Factor (dB)	Result (dBuV/m)	Limit (dBuV/m)	Margin (dB)	Detector	Height (cm)	Degree (deg.)	Remark
1	31.4021	54.00	-16.99	37.01	40.00	-2.99	QP			
2	70.7047	57.77	-22.89	34.88	40.00	-5.12	QP			
3	151.5567	60.16	-22.18	37.98	43.50	-5.52	QP			

Job No.: STAR2016 #928
 Standard: FCC Class B 3M Radiated
 Test item: Radiation Test
 Temp.(C)/Hum.(%) 25 C / 55 %
 EUT: Interactive Flat Panel
 Mode: USB IN
 Model: LE-84PC88
 Manufacturer: Prima

Polarization: Horizontal
 Power Source: AC 120V/60Hz
 Date: 16/05/20/
 Time: 9/38/40
 Engineer Signature: star
 Distance: 3m

Note: Report No.:ATE20160587



No.	Freq. (MHz)	Reading (dBuV/m)	Factor (dB)	Result (dBuV/m)	Limit (dBuV/m)	Margin (dB)	Detector	Height (cm)	Degree (deg.)	Remark
1	39.7370	54.67	-19.02	35.65	40.00	-4.35	QP			
2	140.7767	58.00	-22.11	35.89	43.50	-7.61	QP			
3	165.4715	59.70	-20.77	38.93	43.50	-4.57	QP			



ACCURATE TECHNOLOGY CO., LTD.

F1,Bldg,A,Changyuan New Material Port Keyuan Rd,
Science & Industry Park,Nanshan Shenzhen,P.R.China

Site: 1# Chamber
Tel:+86-0755-26503290
Fax:+86-0755-26503396

Job No.: STAR2016 #927

Standard: FCC Class B 3M Radiated

Test item: Radiation Test

Temp.(C)/Hum.(%) 25 C / 55 %

EUT: Interactive Flat Panel

Mode: DP IN

Model: LE-84PC88

Manufacturer: Prima

Polarization: Horizontal

Power Source: AC 120V/60Hz

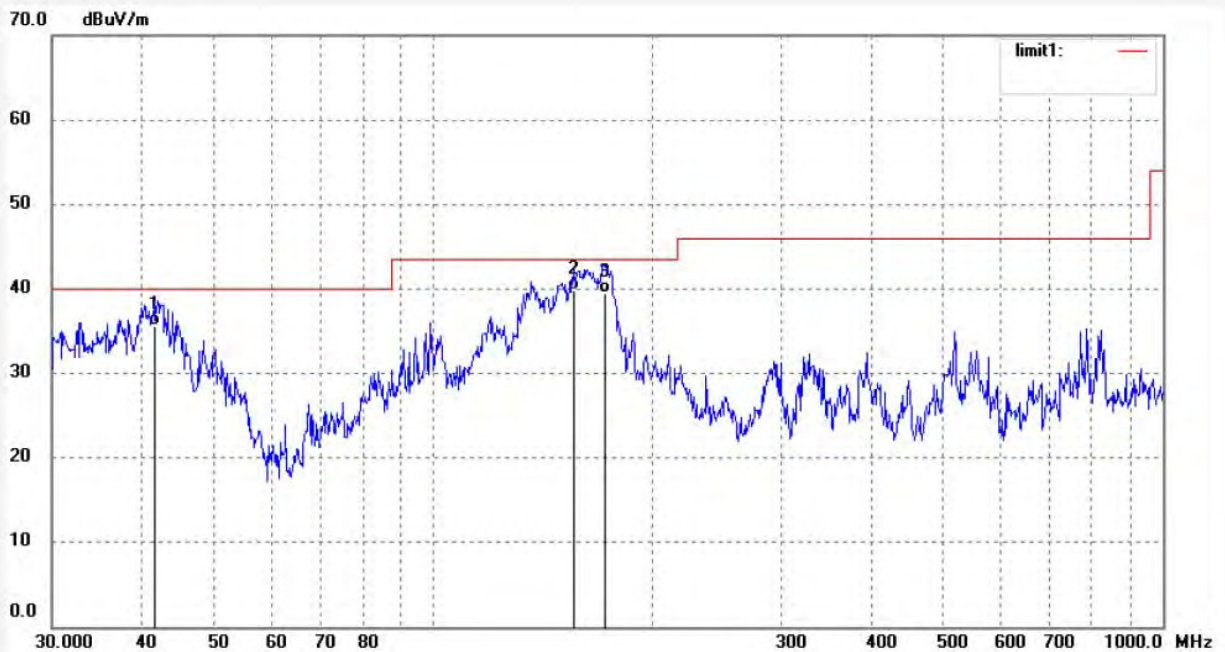
Date: 16/05/20/

Time: 9/37/35

Engineer Signature: star

Distance: 3m

Note: Report No.:ATE20160587



No.	Freq. (MHz)	Reading (dBuV/m)	Factor (dB)	Result (dBuV/m)	Limit (dBuV/m)	Margin (dB)	Detector	Height (cm)	Degree (deg.)	Remark
1	41.5942	54.77	-19.20	35.57	40.00	-4.43	QP			
2	155.8771	61.69	-21.79	39.90	43.50	-3.60	QP			
3	171.9921	60.00	-20.50	39.50	43.50	-4.00	QP			



ACCURATE TECHNOLOGY CO., LTD.

F1,Bldg,A,Changyuan New Material Port Keyuan Rd,
Science & Industry Park,Nanshan Shenzhen,P.R.China

Site: 1# Chamber
Tel:+86-0755-26503290
Fax:+86-0755-26503396

Job No.: STAR2016 #926

Polarization: Vertical

Standard: FCC Class B 3M Radiated

Power Source: AC 120V/60Hz

Test item: Radiation Test

Date: 16/05/20/

Temp.(C)/Hum.(%) 25 C / 55 %

Time: 9/36/58

EUT: Interactive Flat Panel

Engineer Signature: star

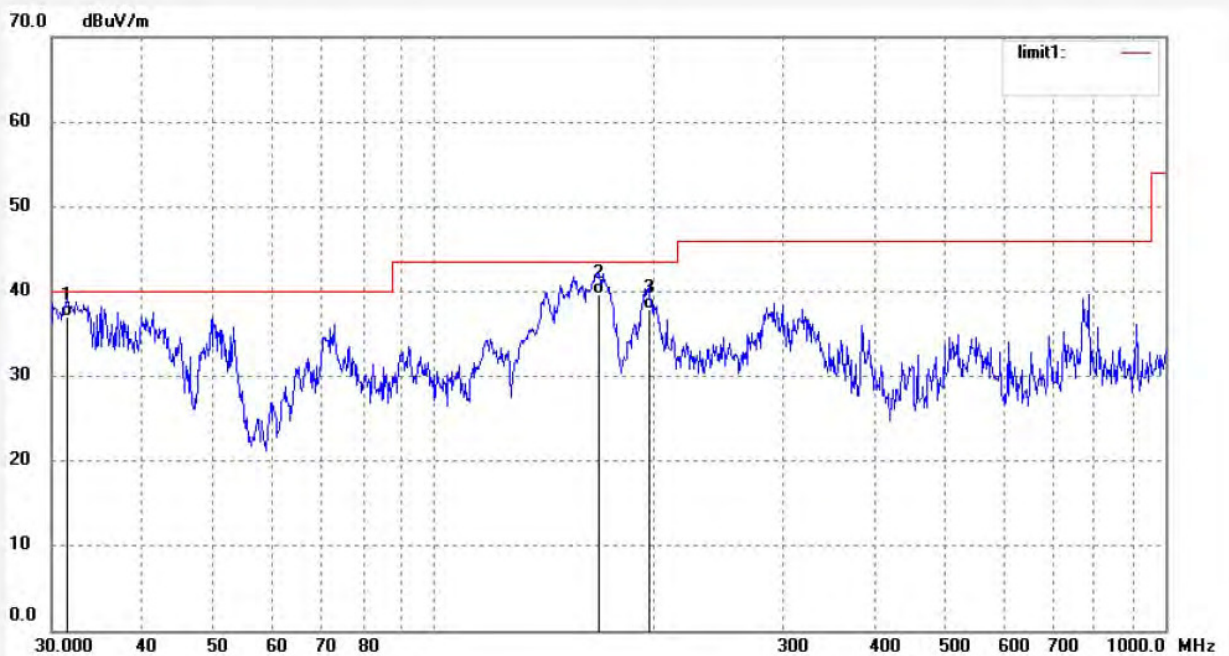
Mode: DP IN

Distance: 3m

Model: LE-84PC88

Manufacturer: Prima

Note: Report No.:ATE20160587



No.	Freq. (MHz)	Reading (dBuV/m)	Factor (dB)	Result (dBuV/m)	Limit (dBuV/m)	Margin (dB)	Detector	Height (cm)	Degree (deg.)	Remark
1	31.5125	54.00	-17.01	36.99	40.00	-3.01	QP			
2	167.8136	60.11	-20.52	39.59	43.50	-3.91	QP			
3	196.5595	56.85	-18.89	37.96	43.50	-5.54	QP			



ACCURATE TECHNOLOGY CO., LTD.

F1,Bldg,A,Changyuan New Material Port Keyuan Rd,
Science & Industry Park,Nanshan Shenzhen,P.R.China

Site: 1# Chamber

Tel:+86-0755-26503290

Fax:+86-0755-26503396

Job No.: STAR2016 #925

Standard: FCC Class B 3M Radiated

Test item: Radiation Test

Temp.(C)/Hum.(%) 25 C / 55 %

EUT: Interactive Flat Panel

Mode: VGA IN

Model: LE-84PC88

Manufacturer: Prima

Polarization: Vertical

Power Source: AC 120V/60Hz

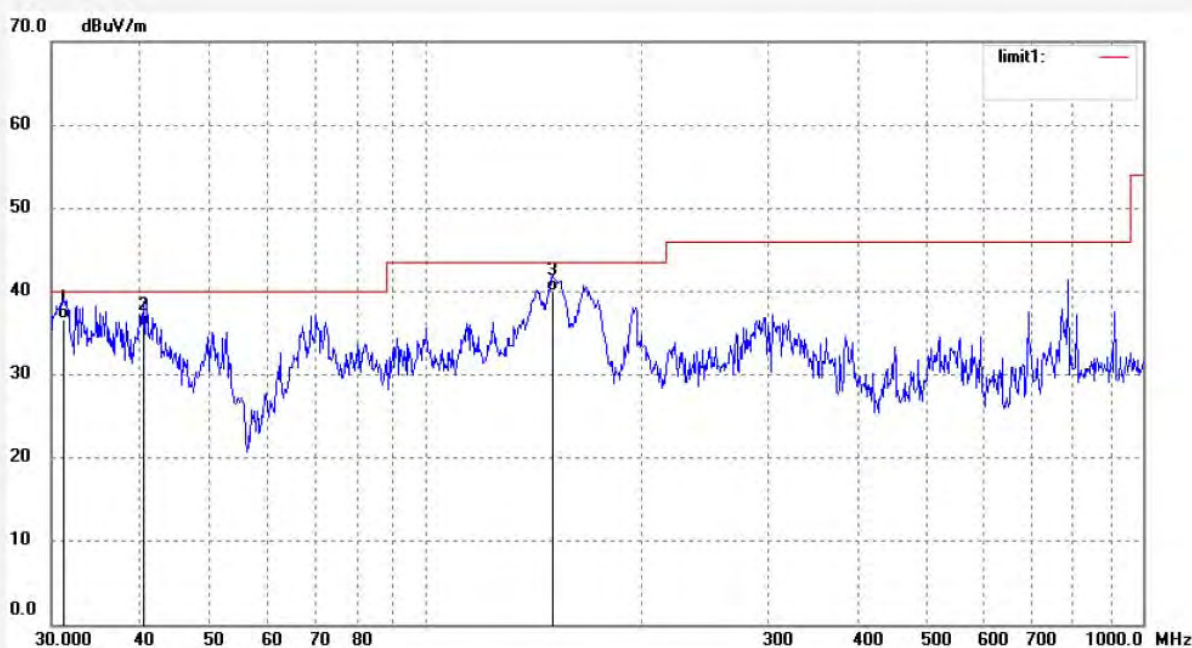
Date: 16/05/20/

Time: 9/36/18

Engineer Signature: star

Distance: 3m

Note: Report No.:ATE20160587



No.	Freq. (MHz)	Reading (dBuV/m)	Factor (dB)	Result (dBuV/m)	Limit (dBuV/m)	Margin (dB)	Detector	Height (cm)	Degree (deg.)	Remark
1	31.1822	53.69	-16.97	36.72	40.00	-3.28	QP			
2	40.2995	54.90	-19.12	35.78	40.00	-4.22	QP			
3	149.9676	62.33	-22.31	40.02	43.50	-3.48	QP			



ACCURATE TECHNOLOGY CO., LTD.

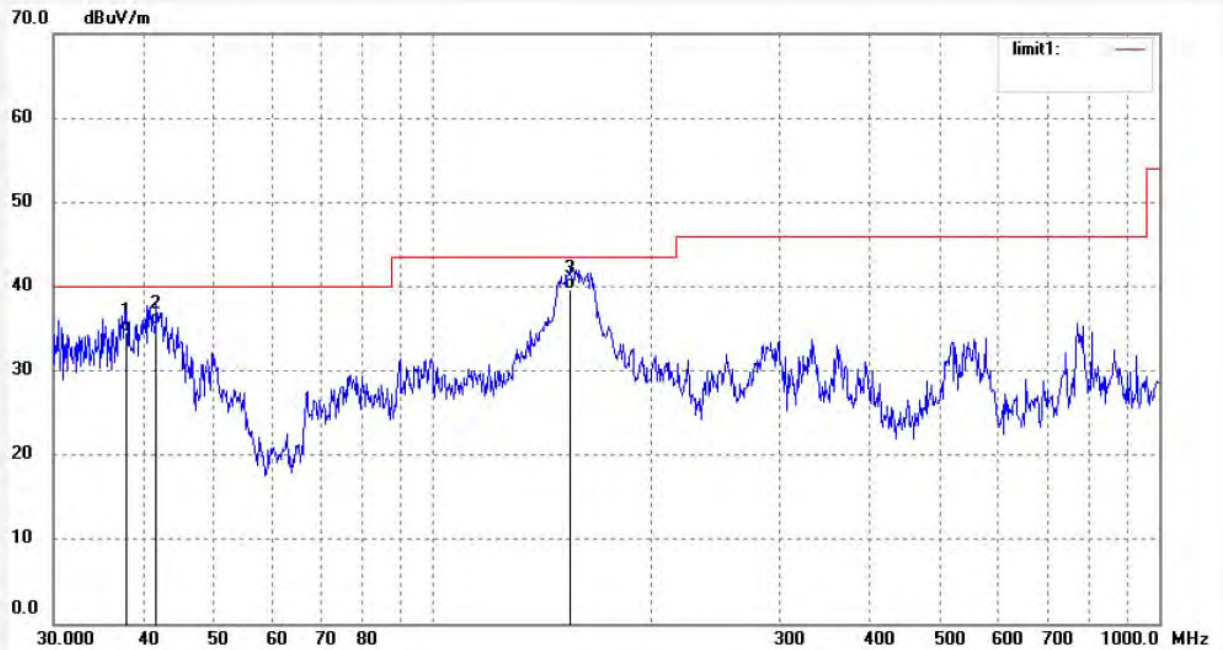
F1,Bldg,A,Changyuan New Material Port Keyuan Rd,
Science & Industry Park,Nanshan Shenzhen,P.R.China

Site: 1# Chamber
Tel:+86-0755-26503290
Fax:+86-0755-26503396

Job No.: STAR2016 #924
Standard: FCC Class B 3M Radiated
Test item: Radiation Test
Temp.(C)/Hum.(%) 25 C / 55 %
EUT: Interactive Flat Panel
Mode: VGA IN
Model: LE-84PC88
Manufacturer: Prima

Polarization: Horizontal
Power Source: AC 120V/60Hz
Date: 16/05/20/
Time: 9/35/33
Engineer Signature: star
Distance: 3m

Note: Report No.:ATE20160587



No.	Freq. (MHz)	Reading (dBuV/m)	Factor (dB)	Result (dBuV/m)	Limit (dBuV/m)	Margin (dB)	Detector	Height (cm)	Degree (deg.)	Remark
1	37.8297	52.97	-18.41	34.56	40.00	-5.44	QP			
2	41.5942	54.60	-19.20	35.40	40.00	-4.60	QP			
3	154.2427	61.67	-21.95	39.72	43.50	-3.78	QP			



ACCURATE TECHNOLOGY CO., LTD.

F1,Bldg,A,Changyuan New Material Port Keyuan Rd,
Science & Industry Park,Nanshan Shenzhen,P.R.China

Site: 1# Chamber
Tel:+86-0755-26503290
Fax:+86-0755-26503396

Job No.: STAR2016 #923
Standard: FCC Class B 3M Radiated
Test item: Radiation Test
Temp.(C)/Hum.(%) 25 C / 55 %
EUT: Interactive Flat Panel
Mode: HDMI IN
Model: LE-84PC88
Manufacturer: Prima

Polarization: Horizontal
Power Source: AC 120V/60Hz
Date: 16/05/20/
Time: 9/34/57
Engineer Signature: star
Distance: 3m

Note: Report No.:ATE20160587



No.	Freq. (MHz)	Reading (dBuV/m)	Factor (dB)	Result (dBuV/m)	Limit (dBuV/m)	Margin (dB)	Detector	Height (cm)	Degree (deg.)	Remark
1	40.8699	56.08	-19.15	36.93	40.00	-3.07	QP			
2	137.3565	59.78	-22.00	37.78	43.50	-5.72	QP			
3	163.1622	61.40	-21.01	40.39	43.50	-3.11	QP			

Job No.: STAR2016 #922

Standard: FCC Class B 3M Radiated

Test item: Radiation Test

Temp.(C)/Hum.(%) 25 C / 55 %

EUT: Interactive Flat Panel

Mode: HDMI IN

Model: LE-84PC88

Manufacturer: Prima

Polarization: Vertical

Power Source: AC 120V/60Hz

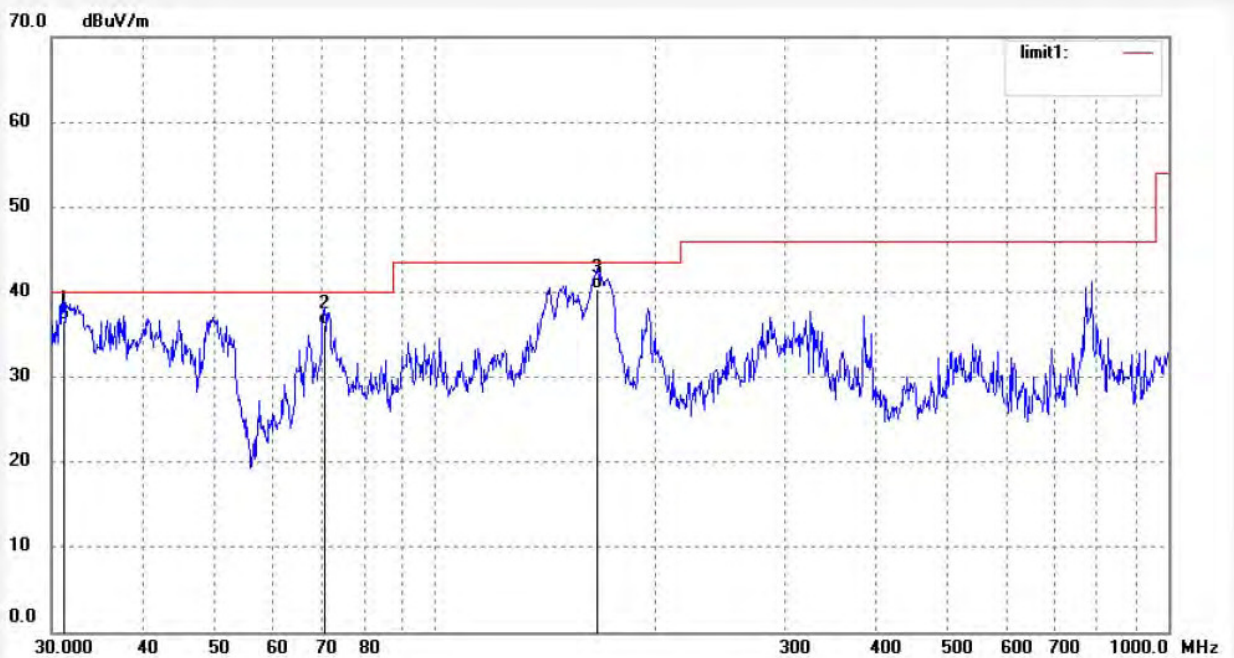
Date: 16/05/20/

Time: 9/34/10

Engineer Signature: star

Distance: 3m

Note: Report No.:ATE20160587



No.	Freq. (MHz)	Reading (dBuV/m)	Factor (dB)	Result (dBuV/m)	Limit (dBuV/m)	Margin (dB)	Detector	Height (cm)	Degree (deg.)	Remark
1	31.1822	53.69	-16.97	36.72	40.00	-3.28	QP			
2	70.7047	59.10	-22.89	36.21	40.00	-3.79	QP			
3	166.6384	61.00	-20.64	40.36	43.50	-3.14	QP			

Above 1GHz



ACCURATE TECHNOLOGY CO., LTD.

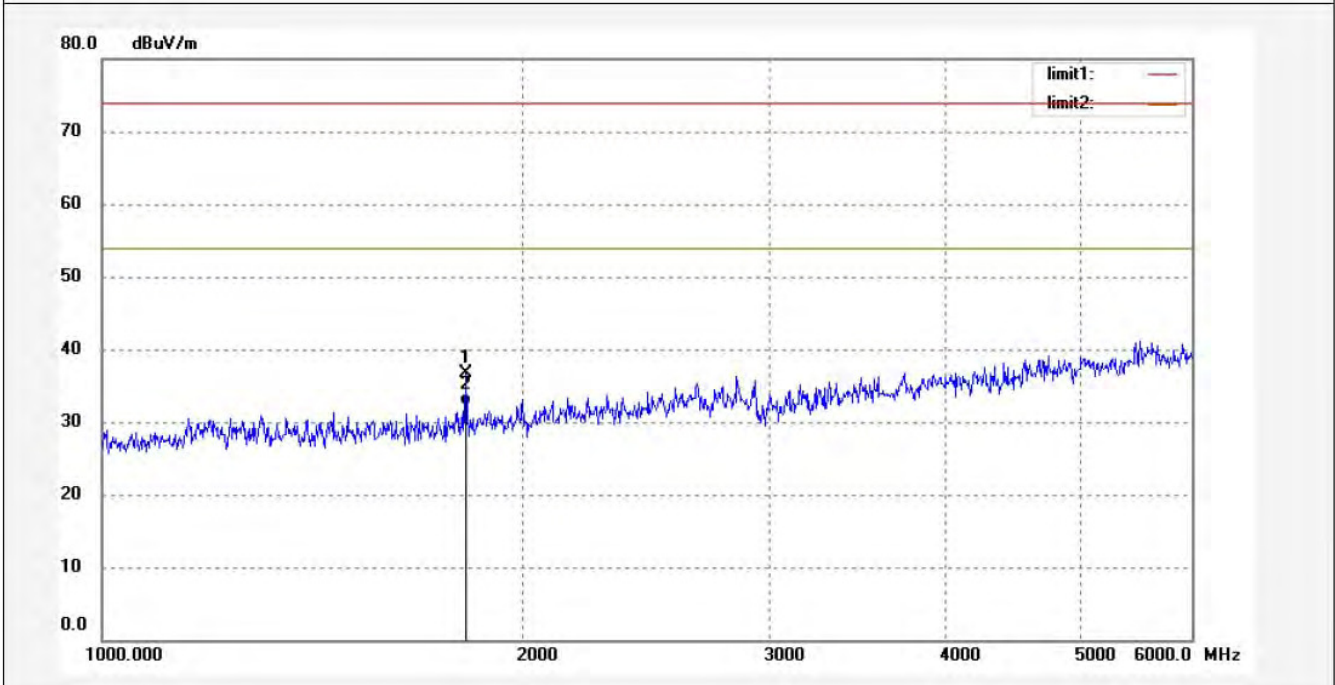
F1,Bldg,A,Changyuan New Material Port Keyuan Rd,
Science & Industry Park,Nanshan Shenzhen,P.R.China

Site: 1# Chamber
Tel:+86-0755-26503290
Fax:+86-0755-26503396

Job No.: STAR2016 #921
Standard: FCC PK
Test item: Radiation Test
Temp.(C)/Hum.(%) 25 C / 55 %
EUT: Interactive Flat Panel
Mode: HDMI IN
Model: LE-84PC88
Manufacturer: Prima

Polarization: Horizontal
Power Source: AC 120V/60Hz
Date: 16/05/20/
Time: 9/31/51
Engineer Signature: star
Distance: 3m

Note: Report No.:ATE20160587

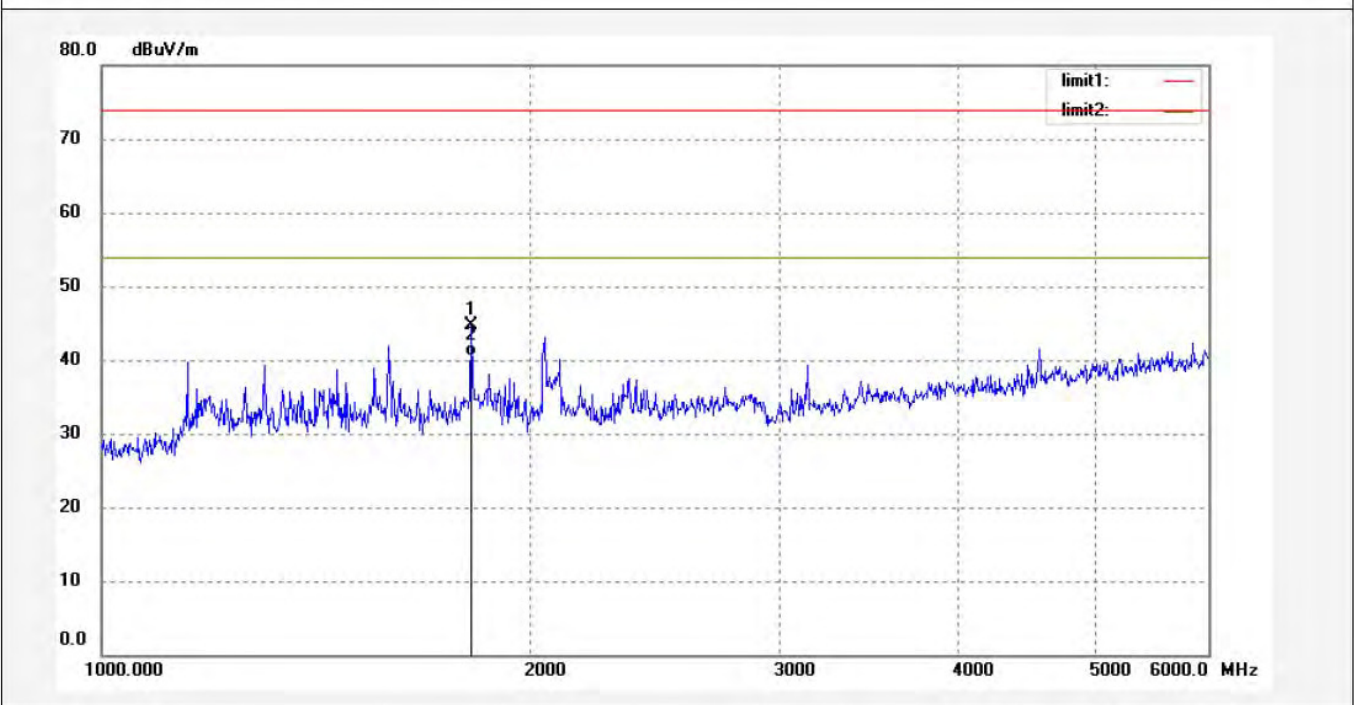


No.	Freq. (MHz)	Reading (dBuV/m)	Factor (dB)	Result (dBuV/m)	Limit (dBuV/m)	Margin (dB)	Detector	Height (cm)	Degree (deg.)	Remark
1	1819.305	46.15	-9.42	36.73	74.00	-37.27	peak			
2	1819.305	41.70	-9.42	32.28	54.00	-21.72	AVG			

Job No.: STAR2016 #920
 Standard: FCC PK
 Test item: Radiation Test
 Temp.(C)/Hum.(%) 25 C / 55 %
 EUT: Interactive Flat Panel
 Mode: HDMI IN
 Model: LE-84PC88
 Manufacturer: Prima

Polarization: Vertical
 Power Source: AC 120V/60Hz
 Date: 16/05/20/
 Time: 9/29/44
 Engineer Signature: star
 Distance: 3m

Note: Report No.:ATE20160587



No.	Freq. (MHz)	Reading (dBuV/m)	Factor (dB)	Result (dBuV/m)	Limit (dBuV/m)	Margin (dB)	Detector	Height (cm)	Degree (deg.)	Remark
1	1819.305	54.15	-9.42	44.73	74.00	-29.27	peak			
2	1819.305	50.00	-9.42	40.58	54.00	-13.42	AVG			



ACCURATE TECHNOLOGY CO., LTD.

F1,Bldg,A,Changyuan New Material Port Keyuan Rd,
Science & Industry Park,Nanshan Shenzhen,P.R.China

Site: 1# Chamber

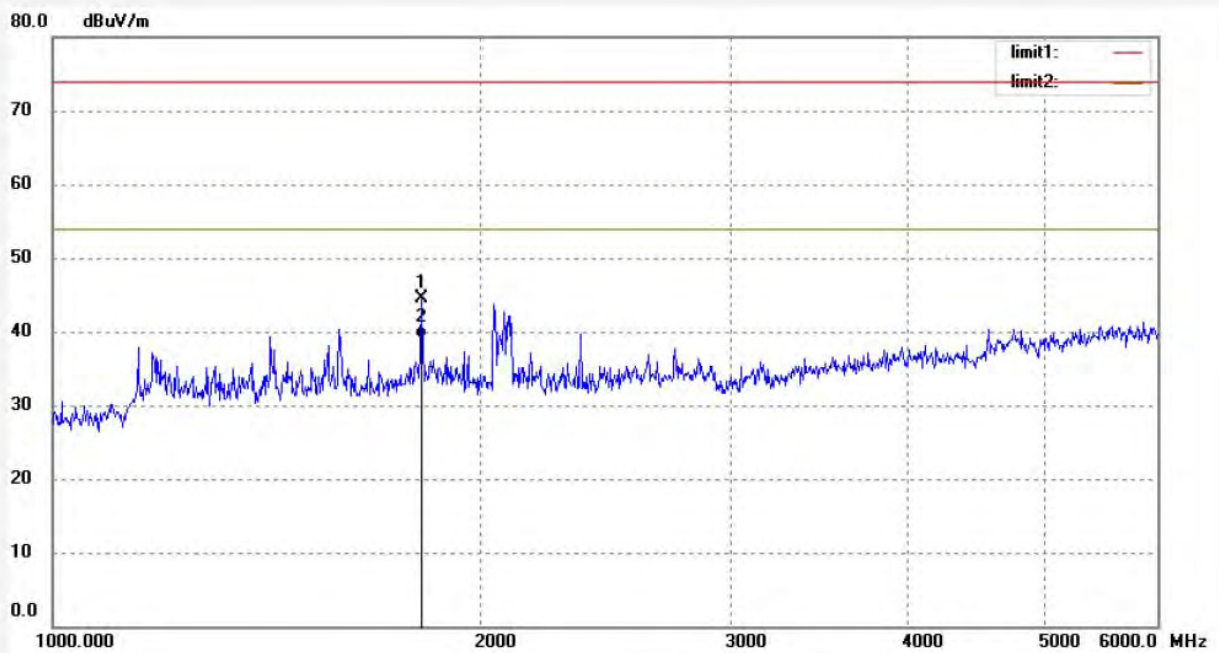
Tel:+86-0755-26503290

Fax:+86-0755-26503396

Job No.: STAR2016 #919
Standard: FCC PK
Test item: Radiation Test
Temp.(C)/Hum.(%) 25 C / 55 %
EUT: Interactive Flat Panel
Mode: DP IN
Model: LE-84PC88
Manufacturer: Prima

Polarization: Vertical
Power Source: AC 120V/60Hz
Date: 16/05/20/
Time: 9/29/08
Engineer Signature: star
Distance: 3m

Note: Report No.:ATE20160587



No.	Freq. (MHz)	Reading (dBuV/m)	Factor (dB)	Result (dBuV/m)	Limit (dBuV/m)	Margin (dB)	Detector	Height (cm)	Degree (deg.)	Remark
1	1819.305	53.87	-9.42	44.45	74.00	-29.55	peak			
2	1819.305	48.60	-9.42	39.18	54.00	-14.82	AVG			



ACCURATE TECHNOLOGY CO., LTD.

F1,Bldg,A,Changyuan New Material Port Keyuan Rd,
Science & Industry Park,Nanshan Shenzhen,P.R.China

Site: 1# Chamber

Tel:+86-0755-26503290

Fax:+86-0755-26503396

Job No.: STAR2016 #918

Standard: FCC PK

Test item: Radiation Test

Temp.(C)/Hum.(%) 25 C / 55 %

EUT: Interactive Flat Panel

Mode: DP IN

Model: LE-84PC88

Manufacturer: Prima

Polarization: Horizontal

Power Source: AC 120V/60Hz

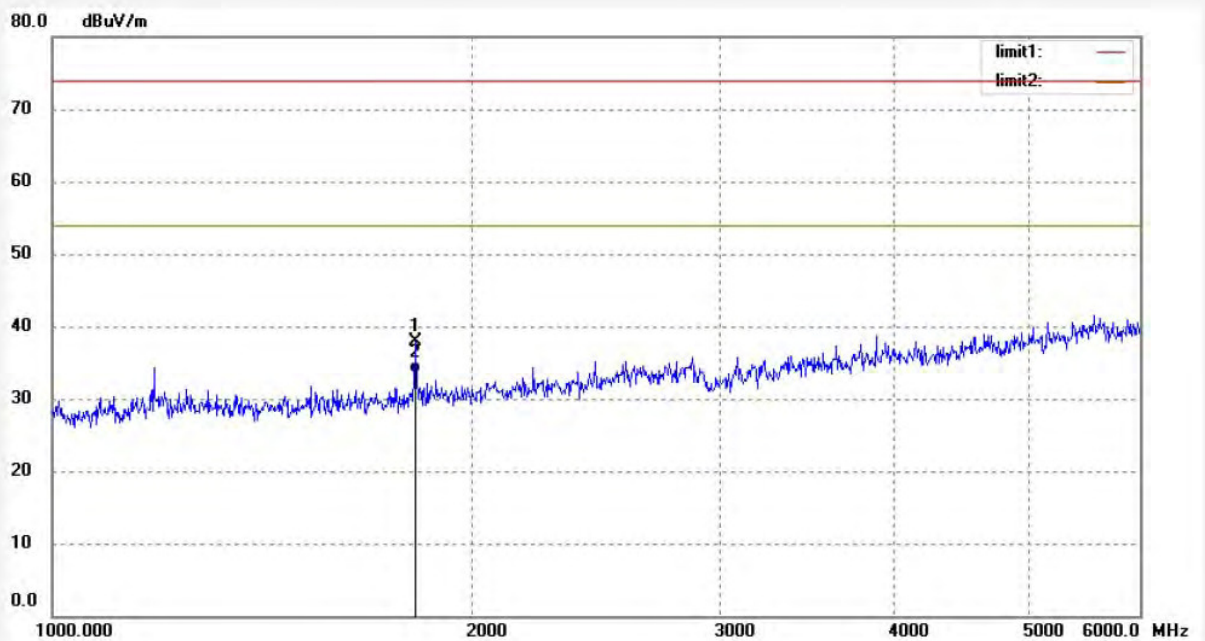
Date: 16/05/20/

Time: 9/28/08

Engineer Signature: star

Distance: 3m

Note: Report No.:ATE20160587



No.	Freq. (MHz)	Reading (dBuV/m)	Factor (dB)	Result (dBuV/m)	Limit (dBuV/m)	Margin (dB)	Detector	Height (cm)	Degree (deg.)	Remark
1	1819.305	47.40	-9.42	37.98	74.00	-36.02	peak			
2	1819.305	43.01	-9.42	33.59	54.00	-20.41	AVG			

Job No.: STAR2016 #917

Standard: FCC PK

Test item: Radiation Test

Temp.(C)/Hum.(%) 25 C / 55 %

EUT: Interactive Flat Panel

Mode: VGA IN

Model: LE-84PC88

Manufacturer: Prima

Polarization: Horizontal

Power Source: AC 120V/60Hz

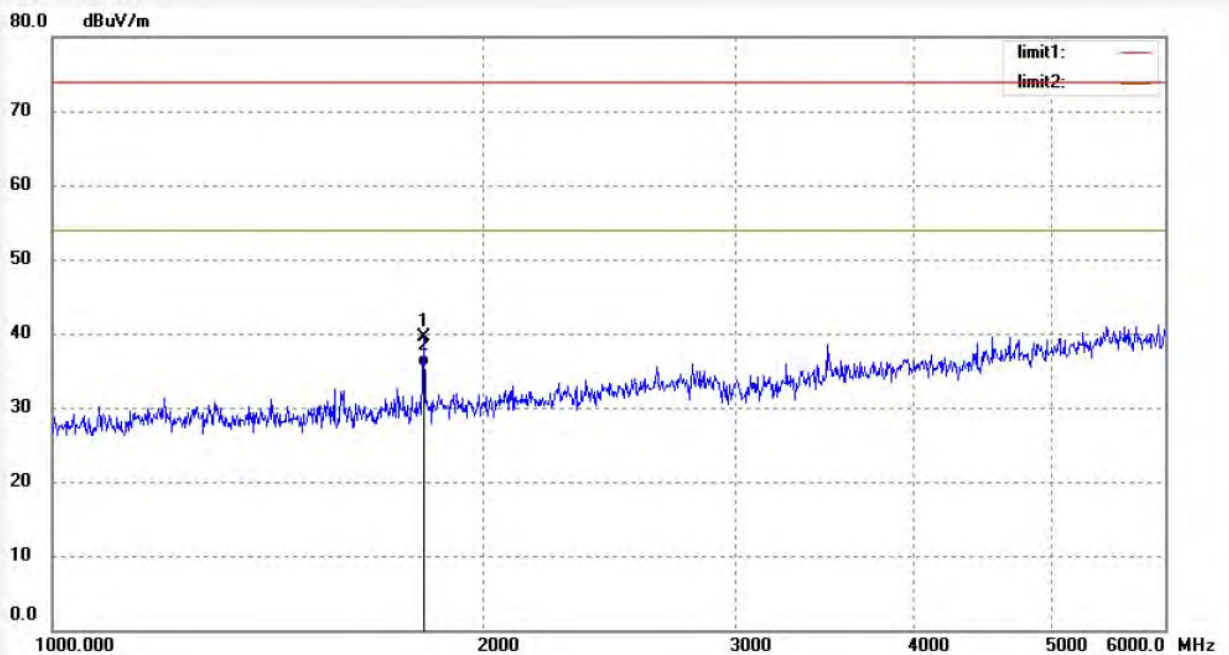
Date: 16/05/20/

Time: 9/27/19

Engineer Signature: star

Distance: 3m

Note: Report No.:ATE20160587

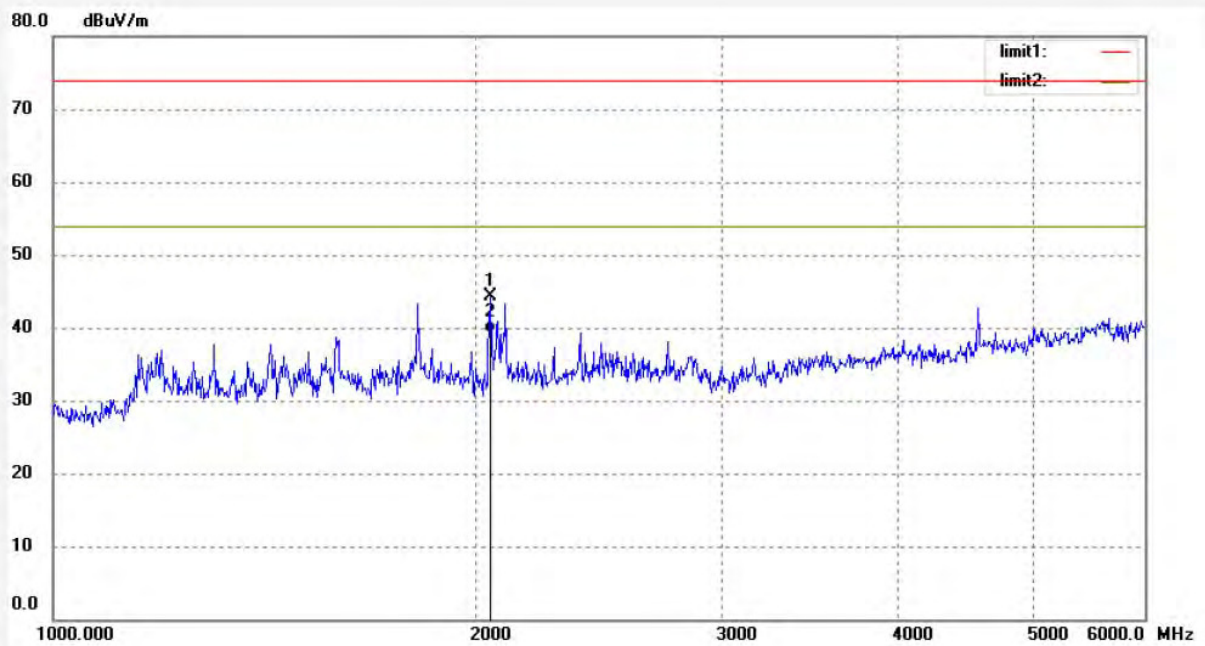


No.	Freq. (MHz)	Reading (dBuV/m)	Factor (dB)	Result (dBuV/m)	Limit (dBuV/m)	Margin (dB)	Detector	Height (cm)	Degree (deg.)	Remark
1	1819.305	48.86	-9.42	39.44	74.00	-34.56	peak			
2	1819.305	45.00	-9.42	35.58	54.00	-18.42	AVG			

Job No.: STAR2016 #916
 Standard: FCC PK
 Test item: Radiation Test
 Temp.(C)/Hum.(%) 25 C / 55 %
 EUT: Interactive Flat Panel
 Mode: VGA IN
 Model: LE-84PC88
 Manufacturer: Prima

Polarization: Vertical
 Power Source: AC 120V/60Hz
 Date: 16/05/20/
 Time: 9/25/41
 Engineer Signature: star
 Distance: 3m

Note: Report No.:ATE20160587



No.	Freq. (MHz)	Reading (dBuV/m)	Factor (dB)	Result (dBuV/m)	Limit (dBuV/m)	Margin (dB)	Detector	Height (cm)	Degree (deg.)	Remark
1	2049.149	53.01	-8.63	44.38	74.00	-29.62	peak			
2	2049.149	48.03	-8.63	39.40	54.00	-14.60	AVG			



ACCURATE TECHNOLOGY CO., LTD.

F1,Bldg,A,Changyuan New Material Port Keyuan Rd,
Science & Industry Park,Nanshan Shenzhen,P.R.China

Site: 1# Chamber

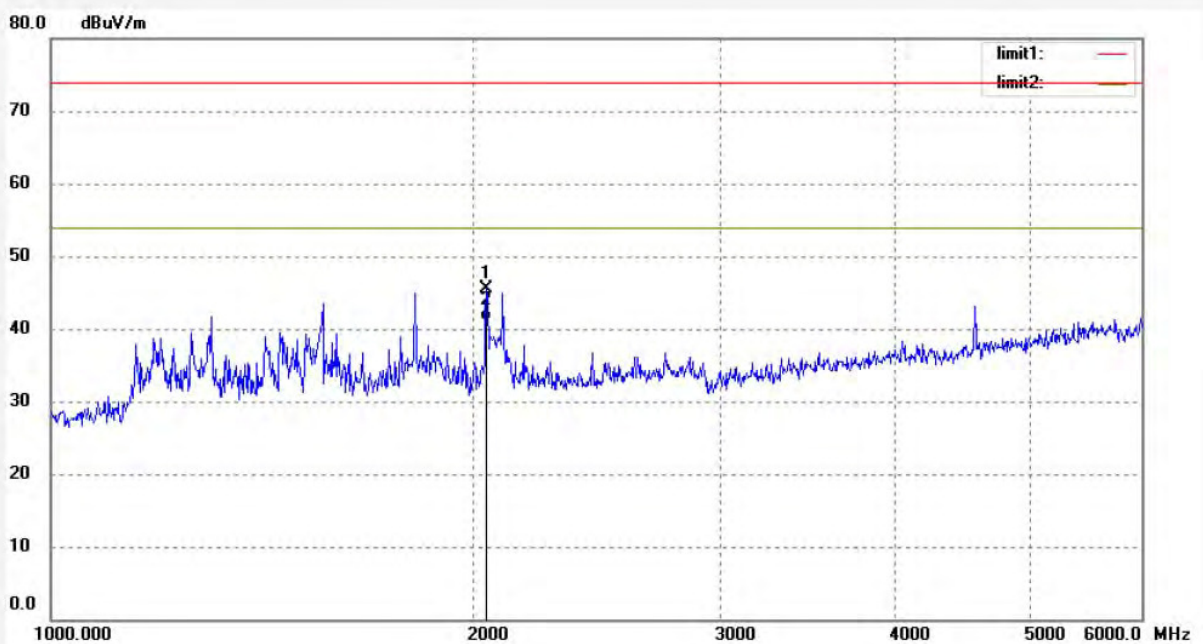
Tel:+86-0755-26503290

Fax:+86-0755-26503396

Job No.: STAR2016 #915
Standard: FCC PK
Test item: Radiation Test
Temp.(C)/Hum.(%) 25 C / 55 %
EUT: Interactive Flat Panel
Mode: USB IN
Model: LE-84PC88
Manufacturer: Prima

Polarization: Vertical
Power Source: AC 120V/60Hz
Date: 16/05/20/
Time: 9/23/57
Engineer Signature: star
Distance: 3m

Note: Report No.:ATE20160587

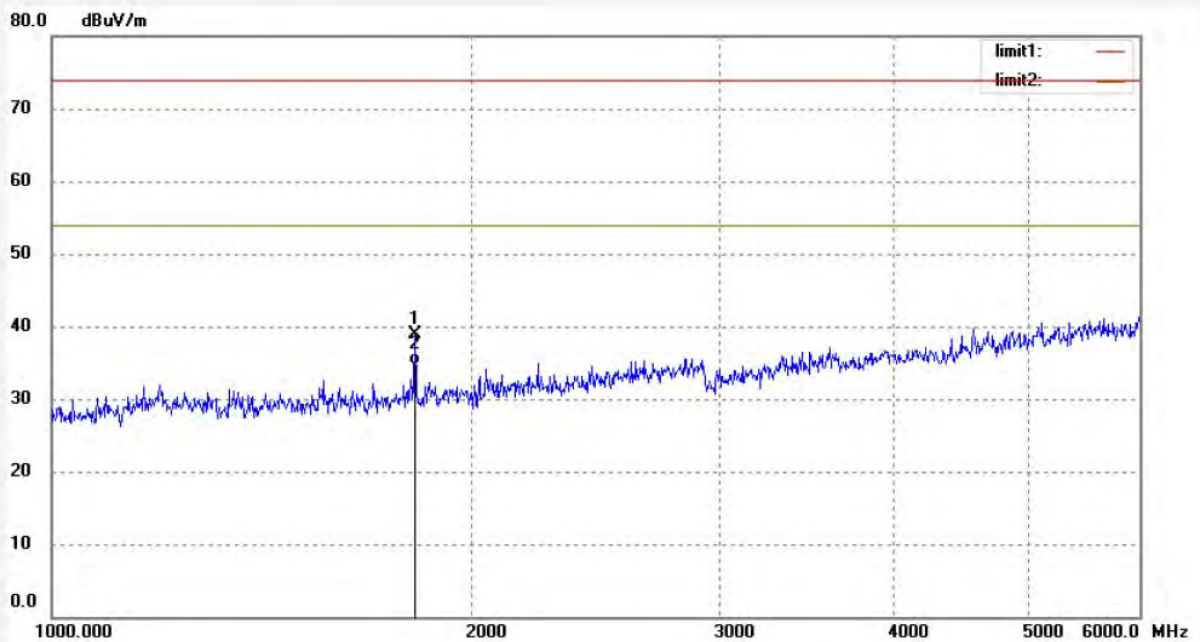


No.	Freq. (MHz)	Reading (dBuV/m)	Factor (dB)	Result (dBuV/m)	Limit (dBuV/m)	Margin (dB)	Detector	Height (cm)	Degree (deg.)	Remark
1	2045.459	54.13	-8.63	45.50	74.00	-28.50	peak			
2	2045.459	49.66	-8.63	41.03	54.00	-12.97	AVG			

Job No.: STAR2016 #914
 Standard: FCC PK
 Test item: Radiation Test
 Temp.(C)/Hum.(%) 25 C / 55 %
 EUT: Interactive Flat Panel
 Mode: USB IN
 Model: LE-84PC88
 Manufacturer: Prima

Polarization: Horizontal
 Power Source: AC 120V/60Hz
 Date: 16/05/20/
 Time: 9/22/59
 Engineer Signature: star
 Distance: 3m

Note: Report No.:ATE20160587



No.	Freq. (MHz)	Reading (dBuV/m)	Factor (dB)	Result (dBuV/m)	Limit (dBuV/m)	Margin (dB)	Detector	Height (cm)	Degree (deg.)	Remark
1	1819.305	48.38	-9.42	38.96	74.00	-35.04	peak			
2	1819.305	44.09	-9.42	34.67	54.00	-19.33	AVG			

Job No.: STAR2016 #913

Standard: FCC PK

Test item: Radiation Test

Temp.(C)/Hum.(%) 25 C / 55 %

EUT: Interactive Flat Panel

Mode: AV IN

Model: LE-84PC88

Manufacturer: Prima

Polarization: Horizontal

Power Source: AC 120V/60Hz

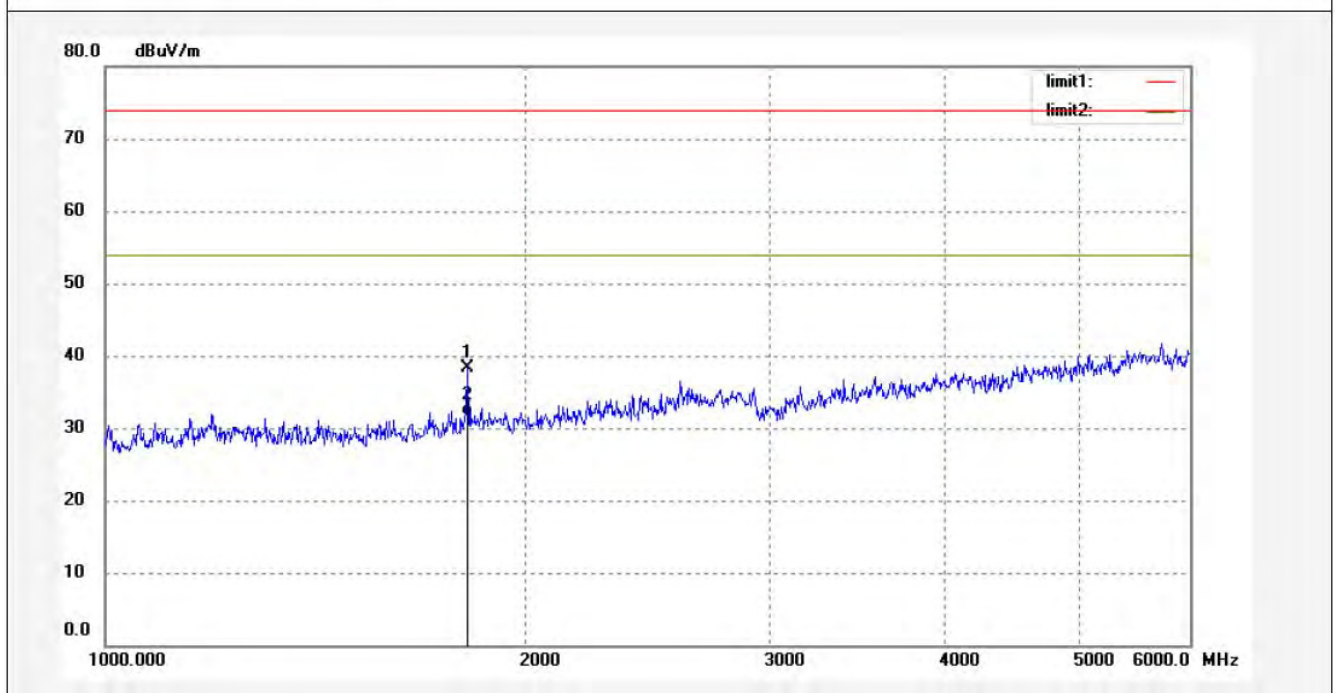
Date: 16/05/20/

Time: 9/21/21

Engineer Signature: star

Distance: 3m

Note: Report No.:ATE20160587



No.	Freq. (MHz)	Reading (dBuV/m)	Factor (dB)	Result (dBuV/m)	Limit (dBuV/m)	Margin (dB)	Detector	Height (cm)	Degree (deg.)	Remark
1	1819.305	47.68	-9.42	38.26	74.00	-35.74	peak			
2	1819.305	41.19	-9.42	31.77	54.00	-22.23	AVG			



ACCURATE TECHNOLOGY CO., LTD.

F1,Bldg,A,Changyuan New Material Port Keyuan Rd,
Science & Industry Park,Nanshan Shenzhen,P.R.China

Site: 1# Chamber

Tel:+86-0755-26503290

Fax:+86-0755-26503396

Job No.: STAR2016 #912

Standard: FCC PK

Test item: Radiation Test

Temp.(C)/Hum.(%) 25 C / 55 %

EUT: Interactive Flat Panel

Mode: AV IN

Model: LE-84PC88

Manufacturer: Prima

Polarization: Vertical

Power Source: AC 120V/60Hz

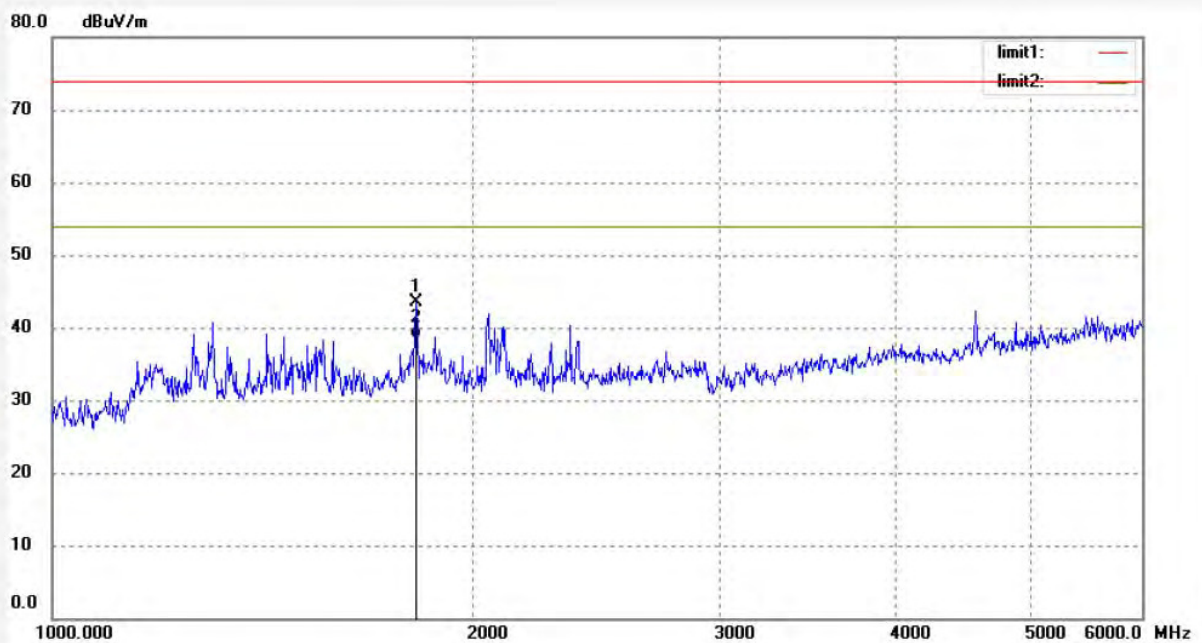
Date: 16/05/20/

Time: 9/20/20

Engineer Signature: star

Distance: 3m



Note: Report No.:ATE20160587



No.	Freq. (MHz)	Reading (dBuV/m)	Factor (dB)	Result (dBuV/m)	Limit (dBuV/m)	Margin (dB)	Detector	Height (cm)	Degree (deg.)	Remark
1	1819.305	52.94	-9.42	43.52	74.00	-30.48	peak			
2	1819.305	48.01	-9.42	38.59	54.00	-15.41	AVG			

6. PHOTOGRAPHS

6.1.Photos of Radiated Emission Measurement



6.2.Photo of Conducted Emission Measurement




6.3.Photo of EUT



























******* End of Test Report *******