

FCC TEST REPORT
for
Xiamen Prima Technology Inc.

Interactive Flat Panel

Model No.: LE-75PC**(* can be A~Z, 0~9 instead)

FCC ID: 2ADID-LE-75PC88

Prepared for : Xiamen Prima Technology Inc.
Address : No.178, Xinfeng Road, Xiamen, Fujian, P.R. China

Prepared by : Accurate Technology Co., Ltd.
Address : F1, Bldg. A&D, Changyuan New Material Port, Keyuan Rd.,
Science & Industry Park, Nanshan District Shenzhen
518057, P.R. China

Tel: +86-755-26503290
Fax: +86-755-26503396

Report No. : ATE20160586
Date of Test : Apr 08, 2016--Apr 26, 2016
Date of Report : Apr 27, 2016

TABLE OF CONTENTS

Description	Page
Test Report	
1. TEST RESULTS SUMMARY	4
2. GENERAL INFORMATION.....	5
2.1. Description of Device (EUT)	5
2.2. Accessory and Auxiliary Equipment	5
2.3. Description of Test Facility	6
2.4. Measurement Uncertainty	6
3. MEASURING DEVICE AND TEST EQUIPMENT	7
3.1. For Radiated Emission Measurement	7
3.2. The Equipment Used to Measure Conducted Disturbance (L.I.S.N).....	8
4. POWER LINE CONDUCTED MEASUREMENT	9
4.1. Block Diagram of Test Setup	9
4.2. Test mode description.....	9
4.3. Power Line Conducted Emission Measurement Limits	9
4.4. Configuration of EUT on Measurement.....	9
4.5. Operating Condition of EUT	10
4.6. Test Procedure.....	10
4.7. Power Line Conducted Emission Measurement Results	11
5. RADIATED EMISSION MEASUREMENT	41
5.1. Block Diagram of Test.....	41
5.2. Test mode description.....	41
5.3. Radiated Emission Limit (Class B).....	42
5.4. Manufacturer	42
5.5. Operating Condition of EUT	42
5.6. Test Procedure.....	43
5.7. Radiated Emission Noise Measurement Result	44
6. PHOTOGRAPHS	65
6.1. Photos of Radiated Emission Measurement	65
6.2. Photo of Conducted Emission Measurement.....	66
6.3. Photo of EUT	66

Test Report

Applicant : Xiamen Prima Technology Inc.
Manufacturer : Xiamen Prima Technology Inc.
EUT Description : Interactive Flat Panel
Model No. : LE-75PC**(* can be A~Z, 0~9 instead)
Trade Name : PRIMA

Measurement Procedure Used:

**FCC Rules and Regulations Part 15 Subpart B Class B
ANSI C63.4: 2014**

The device described above is tested by Accurate Technology Co., Ltd. to determine the maximum emission levels emanating from the device. The maximum emission levels are compared to the FCC Part 15 Subpart B Class B limits both radiated and conducted emissions. The measurement results are contained in this test report and Accurate Technology Co., Ltd. is assumed full responsibility for the accuracy and completeness of these measurements. Also, this report shows that the Equipment Under Test (EUT) is to be technically compliant with the FCC requirements.

This report applies to above tested sample only. This report shall not be reproduced in part without written approval of Accurate Technology Co., Ltd.

Date of Test : Apr 08, 2016--Apr 26, 2016
Date of Report: Apr 27, 2016

Prepared by : Tim Zhang
(Tim.zhang, Engineer)

Approved & Authorized Signer : Sean Liu
(Sean Liu, Manager)

1. TEST RESULTS SUMMARY

Test Items	Test Standard	Test Results
Power Line Conducted Emission	FCC Part 15 Subpart B	Pass
Radiated Emission	FCC Part 15 Subpart B	Pass

Remark: "N/A" Means not applicable

2. GENERAL INFORMATION

2.1. Description of Device (EUT)

Product : Interactive Flat Panel

Model No. : LE-75PC**(* can be A~Z, 0~9 instead)

Test Voltage : INPUT: AC 100--240V~50/60Hz 5.0A

Trade Name : PRIMA

Remark(s) : The EUT highest operating frequency provided by Manufacturer is 1.2GHz, the radiated emission measurement shall be made up to 6 GHz.

Applicant : Xiamen Prima Technology Inc.
Address : No.178, Xinfeng Road, Xiamen, Fujian, P.R. China

Manufacturer : Xiamen Prima Technology Inc.
Address : No.178, Xinfeng Road, Xiamen, Fujian, P.R. China

Date of sample receiver : Apr 08, 2016

Date of Test : Apr 08, 2016--Apr 26, 2016

2.2. Accessory and Auxiliary Equipment

PC : Manufacturer: DELL
M/N: DMC
S/N: HZXLM1

media player : Manufacturer: TOSHIBA
M/N: STOR.E TV+
S/N: 101200005

USB Memory Disk : Manufacturer:
Smartocean
M/N: 3611

2.3. Description of Test Facility

EMC Lab : Accredited by TUV Rheinland Shenzhen

Listed by FCC
The Registration Number is 253065

Listed by FCC
The Registration Number is 752051

Listed by Industry Canada
The Registration Number is 5077A-1

Listed by Industry Canada
The Registration Number is 5077A-2

Accredited by China National Accreditation Committee for Laboratories
The Certificate Registration Number is L3193

Name of Firm : Accurate Technology Co., Ltd.

Site Location : F1, Bldg. A&D, Changyuan New Material Port, Keyuan Rd.
Science & Industry Park, Nanshan District, Shenzhen
518057, P.R. China

2.4. Measurement Uncertainty

Conducted Emission Expanded Uncertainty = 2.23dB, k=2

Power Disturbance Expanded Uncertainty = 2.92 dB, k=2

Radiated emission expanded uncertainty (9kHz-30MHz) = 3.08dB, k=2

Radiated emission expanded uncertainty (30MHz-1000MHz) = 4.42dB, k=2

Radiated emission expanded uncertainty (Above 1GHz) = 4.06dB, k=2

3. MEASURING DEVICE AND TEST EQUIPMENT

3.1. For Radiated Emission Measurement

Item	Equipment	Manufacturer	Model No.	Serial No.	Last Cal.	Cal. Interval
1.	Spectrum Analyzer	Agilent	E7405A	MY45115511	Jan.09, 2016	1 Year
2.	Spectrum Analyzer	Rohde&Schwarz	FSV40	101495	Jan.09, 2016	1 Year
3.	Test Receiver	Rohde&Schwarz	ESCS30	100307	Jan.09, 2016	1 Year
4.	Test Receiver	Rohde& Schwarz	ESPI	100396/003	Jan.09, 2016	1 Year
5.	Test Receiver	Rohde& Schwarz	ESPI	101526/003	Jan.09, 2016	1 Year
6.	Test Receiver	Rohde& Schwarz	ESR	101817	Jan.09, 2016	1 Year
7.	Bilog Antenna	Schwarzbeck	VULB9163	9163-194	Jan.14, 2016	1 Year
8.	Bilog Antenna	Schwarzbeck	VULB9163	9163-323	Jan.14, 2016	1 Year
9.	Log.-Per.Antenna	Schwarzbeck	VUSLP 9111B	9111B-074	Jan.14, 2016	1 Year
10.	Biconical Broad Band Antenna	Schwarzbeck	VHBB 9124+BBA 9106	9124-617	Jan.14, 2016	1 Year
11.	Loop Antenna	Schwarzbeck	FMZB1516	1516131	Jan.14, 2016	1 Year
12.	Horn Antenna	Schwarzbeck	BBHA9120D	9120D-655	Jan.14, 2016	1 Year
13.	Horn Antenna	Schwarzbeck	BBHA9120D	9120D-1067	Jan.14, 2016	1 Year
14.	Vertical Active Monopole Antenna	Schwarzbeck	VAMP 9243	9243-370	Jan.14, 2016	1 Year
15.	RF Switching Unit+PreAMP	Compliance Direction	RSU-M2	38322	Jan.09, 2016	1 Year
16.	Pre-Amplifier	Agilent	8447D	294A10619	Jan.09, 2016	1 Year
17.	Pre-Amplifier	Rohde&Schwarz	CBLU11835 40-01	3791	Jan.09, 2016	1 Year
18.	50 Coaxial Switch	Anritsu Corp	MP59B	6200237248	Jan.09, 2016	1 Year
19.	50 Coaxial Switch	Anritsu Corp	MP59B	6200506474	Jan.09, 2016	1 Year
20.	RF Coaxial Cable	Schwarzbeck	N-5m	No.1	Jan.09, 2016	1 Year
21.	RF Coaxial Cable	Schwarzbeck	N-1m	No.6	Jan.09, 2016	1 Year
22.	RF Coaxial Cable	Schwarzbeck	N-1m	No.7	Jan.09, 2016	1 Year
23.	RF Coaxial Cable	SUHNER	N-3m	No.8	Jan.09, 2016	1 Year
24.	RF Coaxial Cable	RESENBERGER	N-3.5m	No.9	Jan.09, 2016	1 Year
25.	RF Coaxial Cable	SUHNER	N-6m	No.10	Jan.09, 2016	1 Year
26.	RF Coaxial Cable	RESENBERGER	N-12m	No.11	Jan.09, 2016	1 Year
27.	RF Coaxial Cable	RESENBERGER	N-0.5m	No.12	Jan.09, 2016	1 Year
28.	RF Coaxial Cable	SUHNER	N-2m	No.13	Jan.09, 2016	1 Year
29.	RF Coaxial Cable	SUHNER	N-0.5m	No.15	Jan.09, 2016	1 Year
30.	RF Coaxial Cable	SUHNER	N-2m	No.16	Jan.09, 2016	1 Year
31.	RF Coaxial Cable	RESENBERGER	N-6m	No.17	Jan.09, 2016	1 Year

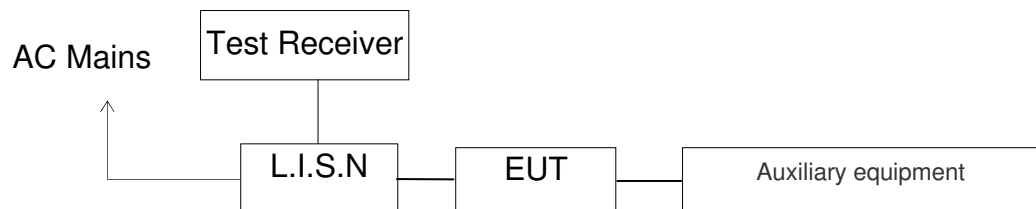
3.2. The Equipment Used to Measure Conducted Disturbance (L.I.S.N)

Item	Equipment	Manufacturer	Model No.	Serial No.	Last Cal.	Cal. Interval
1.	Test Receiver	Rohde & Schwarz	ESCS30	100307	Jan.09, 2016	1 Year
2.	Test Receiver	Rohde & Schwarz	ESPI3	100396/003	Jan.09, 2016	1 Year
3.	Test Receiver	Rohde & Schwarz	ESPI3	101526/003	Jan.09, 2016	1 Year
4.	L.I.S.N.	Schwarzbeck	NLSK8126	8126431	Jan.09, 2016	1 Year
5.	L.I.S.N.	Rohde & Schwarz	ESH3-Z5	100305	Jan.09, 2016	1 Year
6.	L.I.S.N.	Rohde & Schwarz	ESH3-Z5	100310	Jan.09, 2016	1 Year
7.	L.I.S.N.	Rohde & Schwarz	ESH3-Z6	100132	Jan.09, 2016	1 Year
8.	Pulse Limiter	Rohde & Schwarz	ESH3-Z2	100305	Jan.09, 2016	1 Year
9.	Pulse Limiter	Rohde & Schwarz	ESH3-Z2	100312	Jan.09, 2016	1 Year
10.	Pulse Limiter	Rohde & Schwarz	ESH3-Z2	100815	Jan.09, 2016	1 Year
11.	50Ω Coaxial Switch	Anritsu Corp	MP59B	6200283936	Jan.09, 2016	1 Year
12.	50Ω Coaxial Switch	Anritsu Corp	MP59B	6200283933	Jan.09, 2016	1 Year
13.	50Ω Coaxial Switch	Anritsu Corp	MP59B	6200506474	Jan.09, 2016	1 Year
14.	VOLTAGE PROBE	Schwarzbeck	TK9416	N/A	Jan.09, 2016	1 Year
15.	RF CURRENT PROBE	Rohde & Schwarz	EZ-17	100048	Jan.09, 2016	1 Year
16.	8-Wire Impedance Stabilisation Network	Schwarzbeck	CAT5 8158	8158-0035	Jan.09, 2016	1 Year
17.	RF Coaxial Cable	SUHNER	N-2m	No.2	Jan.09, 2016	1 Year
18.	RF Coaxial Cable	SUHNER	N-2m	No.3	Jan.09, 2016	1 Year
19.	RF Coaxial Cable	SUHNER	N-2m	No.14	Jan.09, 2016	1 Year

Expanded Uncertainty: $U = 2.23\text{dB}$, $k=2$

4. POWER LINE CONDUCTED MEASUREMENT

4.1. Block Diagram of Test Setup



(EUT: Interactive Flat Panel)

4.2. Test mode description

- Test mode 1: USB IN
- Test mode 2: AV IN
- Test mode 3: VGA IN
- Test mode 4: DP IN
- Test mode 5: HDMI IN

4.3. Power Line Conducted Emission Measurement Limits

Frequency (MHz)	Limit dB(μV)	
	Quasi-peak Level	Average Level
0.15 - 0.50	66.0 – 56.0 *	56.0 – 46.0 *
0.50 - 5.00	56.0	46.0
5.00 - 30.00	60.0	50.0

NOTE1: The lower limit shall apply at the transition frequencies.

NOTE2: The limit decreases linearly with the logarithm of the frequency in the range 0.15MHz to 0.50MHz.

4.4. Configuration of EUT on Measurement

The following equipments are installed on Power Line Conducted Emission Measurement to meet the commission requirement and operating regulations in a manner, which tends to maximize its emission characteristics in a normal application.

4.5. Operating Condition of EUT

4.5.1. Setup the EUT and simulator as shown as Section 4.1.

4.5.2. Turn on the power of all equipment.

4.5.3. Let the EUT work in test mode and measure it.

4.6. Test Procedure

The EUT is put on the plane 0.8m high above the ground by insulating support and is connected to the power mains through a line impedance stabilization network (L.I.S.N.). This provides a 50ohm coupling impedance for the EUT system. Please refer the block diagram of the test setup and photographs. Both sides of AC lines are checked to find out the maximum conducted emission. In order to find the maximum emission levels, the relative positions of equipment and all of the interface cables shall be changed according to ANSI C63.4: 2014 on Conducted Emission Measurement.

The bandwidth of test receiver (R & S ESCS30) is set at 9kHz.

The frequency range from 150kHz to 30MHz is checked.

4.7. Power Line Conducted Emission Measurement Results

PASS.

The frequency range from 150kHz to 30MHz is checked.

Test mode : USB IN Test voltage : 120V/60Hz								
MEASUREMENT RESULT: "RY0411-4_fin"								
2016-4-11 10:53								
Frequency	Level	Transd	Limit	Margin	Detector	Line	PE	
MHz	dBµV	dB	dBµV	dB				
0.208000	52.90	10.7	63	10.4	QP	L1	GND	
1.460000	45.30	11.6	56	10.7	QP	L1	GND	
29.922500	52.50	12.0	60	7.5	QP	L1	GND	
MEASUREMENT RESULT: "RY0411-4_fin2"								
2016-4-11 10:53								
Frequency	Level	Transd	Limit	Margin	Detector	Line	PE	
MHz	dBµV	dB	dBµV	dB				
0.212000	39.00	10.7	53	14.1	AV	L1	GND	
4.862000	43.70	11.8	46	2.3	AV	L1	GND	
29.922500	47.30	12.0	50	2.7	AV	L1	GND	
MEASUREMENT RESULT: "RY0411-3_fin"								
2016-4-11 10:40								
Frequency	Level	Transd	Limit	Margin	Detector	Line	PE	
MHz	dBµV	dB	dBµV	dB				
0.840000	38.40	11.6	56	17.6	QP	N	GND	
1.458000	44.50	11.6	56	11.5	QP	N	GND	
29.936000	52.20	12.0	60	7.8	QP	N	GND	
MEASUREMENT RESULT: "RY0411-3_fin2"								
2016-4-11 10:40								
Frequency	Level	Transd	Limit	Margin	Detector	Line	PE	
MHz	dBµV	dB	dBµV	dB				
0.810000	32.90	11.6	46	13.1	AV	N	GND	
4.592000	43.40	11.8	46	2.6	AV	N	GND	
29.936000	43.90	12.0	50	6.1	AV	N	GND	

Test mode : AV IN Test voltage: 120V/60Hz								
MEASUREMENT RESULT: "RY0411-7_fin"								
2016-4-11 11:05								
Frequency	Level	Transd	Limit	Margin	Detector	Line	PE	
MHz	dBµV	dB	dBµV	dB				
0.208000	52.90	10.7	63	10.4	QP	N	GND	
1.450000	42.50	11.6	56	13.5	QP	N	GND	
29.909000	52.40	12.0	60	7.6	QP	N	GND	
MEASUREMENT RESULT: "RY0411-7_fin2"								
2016-4-11 11:05								
Frequency	Level	Transd	Limit	Margin	Detector	Line	PE	
MHz	dBµV	dB	dBµV	dB				
0.212000	39.20	10.7	53	13.9	AV	N	GND	
4.862000	43.70	11.8	46	2.3	AV	N	GND	
29.909000	43.90	12.0	50	6.1	AV	N	GND	
MEASUREMENT RESULT: "RY0411-8_fin"								
2016-4-11 11:08								
Frequency	Level	Transd	Limit	Margin	Detector	Line	PE	
MHz	dBµV	dB	dBµV	dB				
0.258000	48.30	10.9	62	13.2	QP	L1	GND	
1.386000	39.00	11.6	56	17.0	QP	L1	GND	
29.895500	52.70	12.0	60	7.3	QP	L1	GND	
MEASUREMENT RESULT: "RY0411-8_fin2"								
2016-4-11 11:08								
Frequency	Level	Transd	Limit	Margin	Detector	Line	PE	
MHz	dBµV	dB	dBµV	dB				
4.862000	43.60	11.8	46	2.4	AV	L1	GND	
8.642000	47.30	11.8	50	2.7	AV	L1	GND	
29.895500	45.80	12.0	50	4.2	AV	L1	GND	

Test mode : VGA IN Test voltage: 120V/60Hz								
MEASUREMENT RESULT: "RY0411-6_fin"								
2016-4-11 11:02								
Frequency	Level	Transd	Limit	Margin	Detector	Line	PE	
MHz	dB μ V	dB	dB μ V	dB				
0.208000	52.60	10.7	63	10.7	QP	N	GND	
4.592000	45.70	11.8	56	10.3	QP	N	GND	
29.922500	52.70	12.0	60	7.3	QP	N	GND	
MEASUREMENT RESULT: "RY0411-6_fin2"								
2016-4-11 11:02								
Frequency	Level	Transd	Limit	Margin	Detector	Line	PE	
MHz	dB μ V	dB	dB μ V	dB				
0.210000	40.50	10.7	53	12.7	AV	N	GND	
4.862000	43.70	11.8	46	2.3	AV	N	GND	
29.922500	47.50	12.0	50	2.5	AV	N	GND	
MEASUREMENT RESULT: "RY0411-5_fin"								
2016-4-11 10:59								
Frequency	Level	Transd	Limit	Margin	Detector	Line	PE	
MHz	dB μ V	dB	dB μ V	dB				
0.208000	52.40	10.7	63	10.9	QP	L1	GND	
1.458000	44.70	11.6	56	11.3	QP	L1	GND	
29.922500	52.90	12.0	60	7.1	QP	L1	GND	
MEASUREMENT RESULT: "RY0411-5_fin2"								
2016-4-11 10:59								
Frequency	Level	Transd	Limit	Margin	Detector	Line	PE	
MHz	dB μ V	dB	dB μ V	dB				
0.212000	40.20	10.7	53	12.9	AV	L1	GND	
4.862000	43.70	11.8	46	2.3	AV	L1	GND	
29.922500	43.80	12.0	50	6.2	AV	L1	GND	

Test mode : DP IN Test voltage: 120V/60Hz								
MEASUREMENT RESULT: "RY0411-10_fin"								
2016-4-11 11:15								
Frequency	Level	Transd	Limit	Margin	Detector	Line	PE	
MHz	dBµV	dB	dBµV	dB				
0.812000	34.60	11.6	56	21.4	QP	N	GND	
1.380000	40.80	11.6	56	15.2	QP	N	GND	
29.927000	50.70	12.0	60	9.3	QP	N	GND	
MEASUREMENT RESULT: "RY0411-10_fin2"								
2016-4-11 11:15								
Frequency	Level	Transd	Limit	Margin	Detector	Line	PE	
MHz	dBµV	dB	dBµV	dB				
0.810000	32.90	11.6	46	13.1	AV	N	GND	
4.322000	43.30	11.8	46	2.7	AV	N	GND	
29.927000	47.80	12.0	50	2.2	AV	N	GND	
MEASUREMENT RESULT: "RY0411-9_fin"								
2016-4-11 11:12								
Frequency	Level	Transd	Limit	Margin	Detector	Line	PE	
MHz	dBµV	dB	dBµV	dB				
0.256000	47.90	10.9	62	13.7	QP	L1	GND	
1.384000	39.10	11.6	56	16.9	QP	L1	GND	
29.909000	52.30	12.0	60	7.7	QP	L1	GND	
MEASUREMENT RESULT: "RY0411-9_fin2"								
2016-4-11 11:12								
Frequency	Level	Transd	Limit	Margin	Detector	Line	PE	
MHz	dBµV	dB	dBµV	dB				
0.540000	33.20	11.5	46	12.8	AV	L1	GND	
4.862000	43.60	11.8	46	2.4	AV	L1	GND	
29.904500	47.70	12.0	50	2.3	AV	L1	GND	

Test mode : HDMI IN Test voltage: 120V/60Hz								
MEASUREMENT RESULT: "RY0411-14_fin"								
2016-4-11 11:30								
Frequency	Level	Transd	Limit	Margin	Detector	Line	PE	
MHz	dBµV	dB	dBµV	dB				
0.810000	37.10	11.6	56	18.9	QP	N	GND	
1.434000	39.70	11.6	56	16.3	QP	N	GND	
29.900000	53.10	12.0	60	6.9	QP	N	GND	
MEASUREMENT RESULT: "RY0411-14_fin2"								
2016-4-11 11:30								
Frequency	Level	Transd	Limit	Margin	Detector	Line	PE	
MHz	dBµV	dB	dBµV	dB				
0.810000	33.10	11.6	46	12.9	AV	N	GND	
4.862000	43.50	11.8	46	2.5	AV	N	GND	
29.900000	47.80	12.0	50	2.2	AV	N	GND	
MEASUREMENT RESULT: "RY0411-13_fin"								
2016-4-11 11:27								
Frequency	Level	Transd	Limit	Margin	Detector	Line	PE	
MHz	dBµV	dB	dBµV	dB				
0.810000	36.70	11.6	56	19.3	QP	L1	GND	
1.394000	43.40	11.6	56	12.6	QP	L1	GND	
29.909000	53.20	12.0	60	6.8	QP	L1	GND	
MEASUREMENT RESULT: "RY0411-13_fin2"								
2016-4-11 11:27								
Frequency	Level	Transd	Limit	Margin	Detector	Line	PE	
MHz	dBµV	dB	dBµV	dB				
0.810000	33.00	11.6	46	13.0	AV	L1	GND	
4.862000	43.60	11.8	46	2.4	AV	L1	GND	
29.909000	44.30	12.0	50	5.7	AV	L1	GND	

Test mode : USB IN Test voltage: 240V/60Hz								
MEASUREMENT RESULT: "RY0411-22_fin"								
2016-4-11 12:22								
Frequency	Level	Transd	Limit	Margin	Detector	Line	PE	
MHz	dB μ V	dB	dB μ V	dB				
0.734000	36.40	11.5	56	19.6	QP	N	GND	
1.414000	40.60	11.6	56	15.4	QP	N	GND	
29.958500	53.50	12.0	60	6.5	QP	N	GND	
MEASUREMENT RESULT: "RY0411-22_fin2"								
2016-4-11 12:22								
Frequency	Level	Transd	Limit	Margin	Detector	Line	PE	
MHz	dB μ V	dB	dB μ V	dB				
0.810000	33.50	11.6	46	12.5	AV	N	GND	
4.862000	43.50	11.8	46	2.5	AV	N	GND	
29.958500	47.20	12.0	50	2.8	AV	N	GND	
MEASUREMENT RESULT: "RY0411-21_fin"								
2016-4-11 12:19								
Frequency	Level	Transd	Limit	Margin	Detector	Line	PE	
MHz	dB μ V	dB	dB μ V	dB				
0.734000	37.00	11.5	56	19.0	QP	L1	GND	
1.420000	41.50	11.6	56	14.5	QP	L1	GND	
29.963000	50.50	12.0	60	9.5	QP	L1	GND	
MEASUREMENT RESULT: "RY0411-21_fin2"								
2016-4-11 12:19								
Frequency	Level	Transd	Limit	Margin	Detector	Line	PE	
MHz	dB μ V	dB	dB μ V	dB				
0.810000	33.20	11.6	46	12.8	AV	L1	GND	
4.862000	43.70	11.8	46	2.3	AV	L1	GND	
29.976500	47.90	12.0	50	2.1	AV	L1	GND	

Test mode : AV IN Test voltage: 240V/60Hz								
MEASUREMENT RESULT: "RY0411-19_fin"								
2016-4-11 11:46								
Frequency	Level	Transd	Limit	Margin	Detector	Line	PE	
MHz	dBμV	dB	dBμV	dB				
0.810000	36.60	11.6	56	19.4	QP	N	GND	
1.394000	44.10	11.6	56	11.9	QP	N	GND	
29.900000	53.40	12.0	60	6.6	QP	N	GND	
MEASUREMENT RESULT: "RY0411-19_fin2"								
2016-4-11 11:46								
Frequency	Level	Transd	Limit	Margin	Detector	Line	PE	
MHz	dBμV	dB	dBμV	dB				
0.810000	33.10	11.6	46	12.9	AV	N	GND	
4.862000	43.50	11.8	46	2.5	AV	N	GND	
29.900000	47.40	12.0	50	2.6	AV	N	GND	
MEASUREMENT RESULT: "RY0411-20_fin"								
2016-4-11 12:15								
Frequency	Level	Transd	Limit	Margin	Detector	Line	PE	
MHz	dBμV	dB	dBμV	dB				
0.810000	38.30	11.6	56	17.7	QP	L1	GND	
4.592000	45.80	11.8	56	10.2	QP	L1	GND	
20.463500	45.50	12.0	60	14.5	QP	L1	GND	
MEASUREMENT RESULT: "RY0411-20_fin2"								
2016-4-11 12:15								
Frequency	Level	Transd	Limit	Margin	Detector	Line	PE	
MHz	dBμV	dB	dBμV	dB				
0.810000	33.20	11.6	46	12.8	AV	L1	GND	
4.862000	43.80	11.8	46	2.2	AV	L1	GND	
8.642000	46.90	11.8	50	3.1	AV	L1	GND	

Test mode : VGA IN Test voltage: 240V/60Hz								
MEASUREMENT RESULT: "RY0411-18_fin"								
2016-4-11 11:42								
Frequency	Level	Transd	Limit	Margin	Detector	Line	PE	
MHz	dBμV	dB	dBμV	dB				
0.732000	36.10	11.5	56	19.9	QP	N	GND	
1.416000	41.70	11.6	56	14.3	QP	N	GND	
29.904500	53.20	12.0	60	6.8	QP	N	GND	
MEASUREMENT RESULT: "RY0411-18_fin2"								
2016-4-11 11:42								
Frequency	Level	Transd	Limit	Margin	Detector	Line	PE	
MHz	dBμV	dB	dBμV	dB				
0.810000	33.20	11.6	46	12.8	AV	N	GND	
4.862000	44.00	11.8	46	2.0	AV	N	GND	
29.891000	34.70	12.0	50	15.3	AV	N	GND	
MEASUREMENT RESULT: "RY0411-17_fin"								
2016-4-11 11:40								
Frequency	Level	Transd	Limit	Margin	Detector	Line	PE	
MHz	dBμV	dB	dBμV	dB				
0.810000	36.80	11.6	56	19.2	QP	L1	GND	
1.394000	43.80	11.6	56	12.2	QP	L1	GND	
29.904500	53.20	12.0	60	6.8	QP	L1	GND	
MEASUREMENT RESULT: "RY0411-17_fin2"								
2016-4-11 11:40								
Frequency	Level	Transd	Limit	Margin	Detector	Line	PE	
MHz	dBμV	dB	dBμV	dB				
0.810000	33.10	11.6	46	12.9	AV	L1	GND	
4.862000	43.50	11.8	46	2.5	AV	L1	GND	
29.909000	44.50	12.0	50	5.5	AV	L1	GND	

Test mode : DP IN Test voltage: 240V/60Hz								
MEASUREMENT RESULT: "RY0411-15_fin"								
2016-4-11 11:33								
Frequency	Level	Transd	Limit	Margin	Detector	Line	PE	
MHz	dBμV	dB	dBμV	dB				
0.808000	35.80	11.6	56	20.2	QP	N	GND	
1.392000	40.30	11.6	56	15.7	QP	N	GND	
29.891000	53.00	12.0	60	7.0	QP	N	GND	
MEASUREMENT RESULT: "RY0411-15_fin2"								
2016-4-11 11:33								
Frequency	Level	Transd	Limit	Margin	Detector	Line	PE	
MHz	dBμV	dB	dBμV	dB				
0.540000	33.00	11.5	46	13.0	AV	N	GND	
4.862000	43.50	11.8	46	2.5	AV	N	GND	
29.891000	47.40	12.0	50	2.6	AV	N	GND	
MEASUREMENT RESULT: "RY0411-16_fin"								
2016-4-11 11:37								
Frequency	Level	Transd	Limit	Margin	Detector	Line	PE	
MHz	dBμV	dB	dBμV	dB				
0.810000	36.30	11.6	56	19.7	QP	L1	GND	
1.390000	43.20	11.6	56	12.8	QP	L1	GND	
29.882000	32.80	12.0	60	27.2	QP	L1	GND	
MEASUREMENT RESULT: "RY0411-16_fin2"								
2016-4-11 11:37								
Frequency	Level	Transd	Limit	Margin	Detector	Line	PE	
MHz	dBμV	dB	dBμV	dB				
0.810000	33.00	11.6	46	13.0	AV	L1	GND	
4.862000	43.60	11.8	46	2.4	AV	L1	GND	
29.886500	28.60	12.0	50	21.4	AV	L1	GND	

Test mode : HDMI IN Test voltage: 240V/60Hz								
MEASUREMENT RESULT: "RY0411-14_fin"								
2016-4-11 11:30								
Frequency	Level	Transd	Limit	Margin	Detector	Line	PE	
MHz	dBμV	dB	dBμV	dB				
0.810000	37.10	11.6	56	18.9	QP	N	GND	
1.434000	39.70	11.6	56	16.3	QP	N	GND	
29.900000	53.10	12.0	60	6.9	QP	N	GND	
MEASUREMENT RESULT: "RY0411-14_fin2"								
2016-4-11 11:30								
Frequency	Level	Transd	Limit	Margin	Detector	Line	PE	
MHz	dBμV	dB	dBμV	dB				
0.810000	33.10	11.6	46	12.9	AV	N	GND	
4.862000	43.50	11.8	46	2.5	AV	N	GND	
29.900000	47.80	12.0	50	2.2	AV	N	GND	
MEASUREMENT RESULT: "RY0411-13_fin"								
2016-4-11 11:27								
Frequency	Level	Transd	Limit	Margin	Detector	Line	PE	
MHz	dBμV	dB	dBμV	dB				
0.810000	36.70	11.6	56	19.3	QP	L1	GND	
1.394000	43.40	11.6	56	12.6	QP	L1	GND	
29.909000	53.20	12.0	60	6.8	QP	L1	GND	
MEASUREMENT RESULT: "RY0411-13_fin2"								
2016-4-11 11:27								
Frequency	Level	Transd	Limit	Margin	Detector	Line	PE	
MHz	dBμV	dB	dBμV	dB				
0.810000	33.00	11.6	46	13.0	AV	L1	GND	
4.862000	43.60	11.8	46	2.4	AV	L1	GND	
29.909000	44.30	12.0	50	5.7	AV	L1	GND	

Emissions attenuated more than 20 dB below the permissible value are not reported.

The spectral diagrams are attached as below.

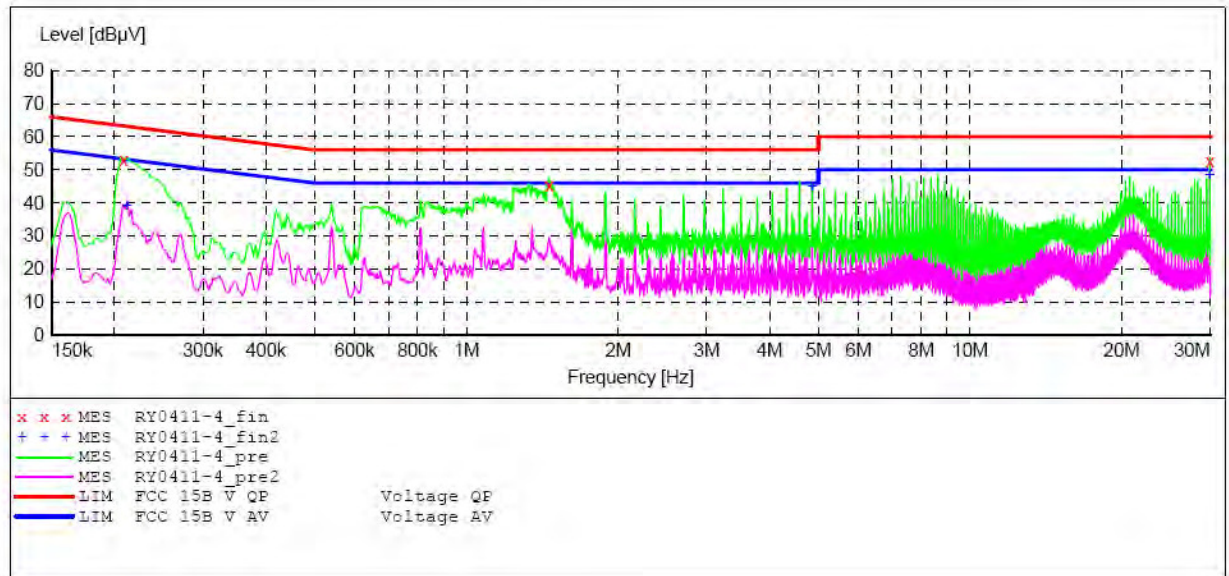
ACCURATE TECHNOLOGY CO., LTD

CONDUCTED EMISSION STANDARD FCC PART 15B

EUT: Interactive Flat Panel M/N:LE-75PC88
 Manufacturer: Prima
 Operating Condition: USB IN
 Test Site: 2#Shielding Room
 Operator: Ricky
 Test Specification: L 120V/60Hz
 Comment: Report No.:ATE20160586
 Start of Test: 2016-4-11 / 10:50:36

SCAN TABLE: "V 150K-30MHz fin"

Short Description: _SUB_STD_VTERM2 1.70
 Start Stop Step Detector Meas. IF Transducer
 Frequency Frequency Width Time Bandw.
 150.0 kHz 30.0 MHz 4.5 kHz QuasiPeak 1.0 s 9 kHz LISN (ESH3-Z5)
 Average



MEASUREMENT RESULT: "RY0411-4_fin"

2016-4-11 10:53

Frequency MHz	Level dBuV	Transd dB	Limit dBuV	Margin dB	Detector	Line	PE
0.208000	52.90	10.7	63	10.4	QP	L1	GND
1.460000	45.30	11.6	56	10.7	QP	L1	GND
29.922500	52.50	12.0	60	7.5	QP	L1	GND

MEASUREMENT RESULT: "RY0411-4_fin2"

2016-4-11 10:53

Frequency MHz	Level dBuV	Transd dB	Limit dBuV	Margin dB	Detector	Line	PE
0.212000	39.00	10.7	53	14.1	AV	L1	GND
4.862000	43.70	11.8	46	2.3	AV	L1	GND
29.922500	47.30	12.0	50	2.7	AV	L1	GND

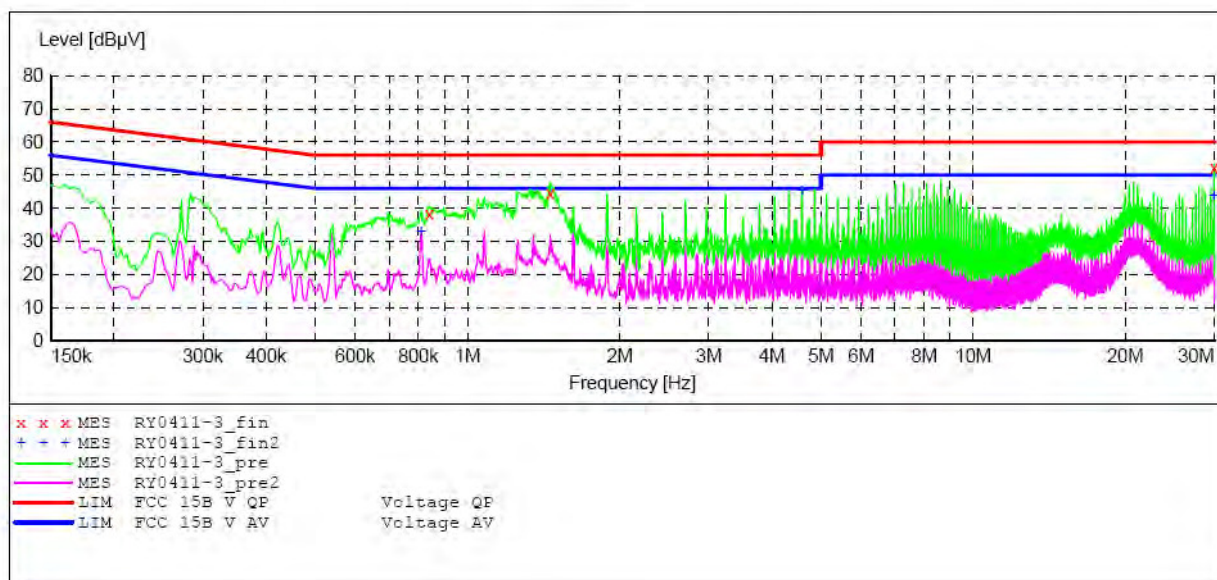
ACCURATE TECHNOLOGY CO., LTD

CONDUCTED EMISSION STANDARD FCC PART 15B

EUT: Interactive Flat Panel M/N:LE-75PC88
 Manufacturer: Prima
 Operating Condition: USB IN
 Test Site: 2#Shielding Room
 Operator: Ricky
 Test Specification: N 120V/60Hz
 Comment: Report No.:ATE20160586
 Start of Test: 2016-4-11 / 10:37:42

SCAN TABLE: "V 150K-30MHz fin"

Short Description: _SUB_STD_VTERM2 1.70
 Start Stop Step Detector Meas. IF Transducer
 Frequency Frequency Width Time Bandw.
 150.0 kHz 30.0 MHz 4.5 kHz QuasiPeak 1.0 s 9 kHz LISN(ESH3-Z5)
 Average



MEASUREMENT RESULT: "RY0411-3_fin"

2016-4-11 10:40

Frequency MHz	Level dBuV	Transd dB	Limit dBuV	Margin dB	Detector	Line	PE
0.840000	38.40	11.6	56	17.6	QP	N	GND
1.458000	44.50	11.6	56	11.5	QP	N	GND
29.936000	52.20	12.0	60	7.8	QP	N	GND

MEASUREMENT RESULT: "RY0411-3_fin2"

2016-4-11 10:40

Frequency MHz	Level dBuV	Transd dB	Limit dBuV	Margin dB	Detector	Line	PE
0.810000	32.90	11.6	46	13.1	AV	N	GND
4.592000	43.40	11.8	46	2.6	AV	N	GND
29.936000	43.90	12.0	50	6.1	AV	N	GND

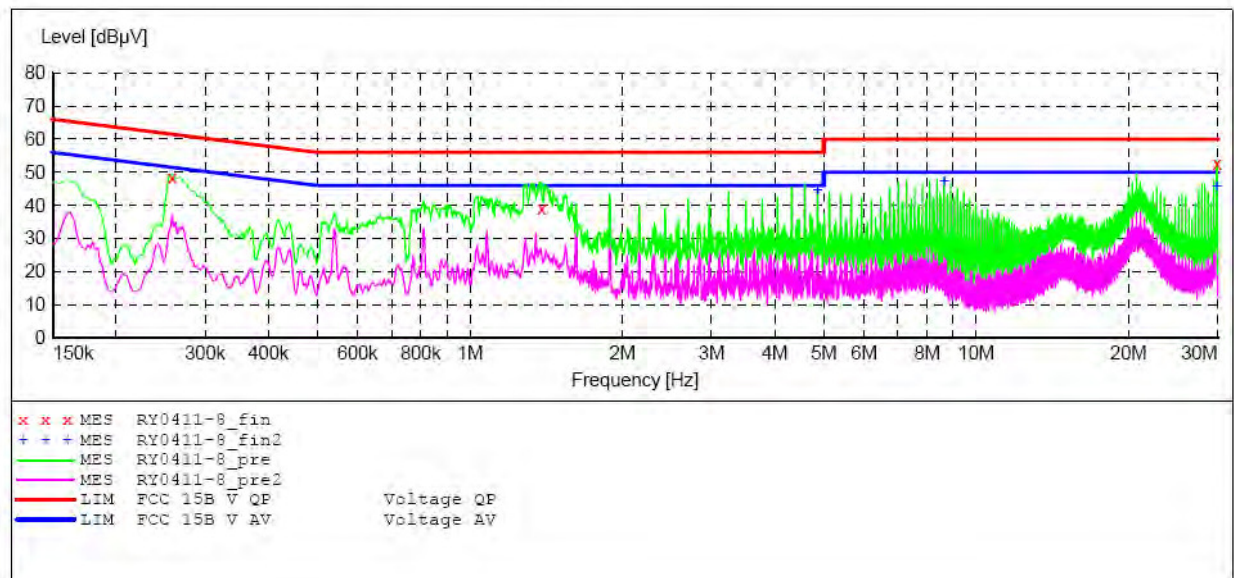
ACCURATE TECHNOLOGY CO., LTD

CONDUCTED EMISSION STANDARD FCC PART 15B

EUT: Interactive Flat Panel M/N:LE-75PC88
 Manufacturer: Prima
 Operating Condition: AV IN
 Test Site: 2#Shielding Room
 Operator: Ricky
 Test Specification: L 120V/60Hz
 Comment: Report No.:ATE20160586
 Start of Test: 2016-4-11 / 11:06:46

SCAN TABLE: "V 150K-30MHz fin"

Short Description: _SUB_STD_VTERM2 1.70
 Start Stop Step Detector Meas. IF Transducer
 Frequency Frequency Width Time Bandw.
 150.0 kHz 30.0 MHz 4.5 kHz QuasiPeak 1.0 s 9 kHz LISN(ESH3-Z5)
 Average



MEASUREMENT RESULT: "RY0411-8_fin"

2016-4-11 11:08

Frequency MHz	Level dBµV	Transd dB	Limit dBµV	Margin dB	Detector	Line	PE
0.258000	48.30	10.9	62	13.2	QP	L1	GND
1.386000	39.00	11.6	56	17.0	QP	L1	GND
29.895500	52.70	12.0	60	7.3	QP	L1	GND

MEASUREMENT RESULT: "RY0411-8_fin2"

2016-4-11 11:08

Frequency MHz	Level dBµV	Transd dB	Limit dBµV	Margin dB	Detector	Line	PE
4.862000	43.60	11.8	46	2.4	AV	L1	GND
8.642000	47.30	11.8	50	2.7	AV	L1	GND
29.895500	45.80	12.0	50	4.2	AV	L1	GND

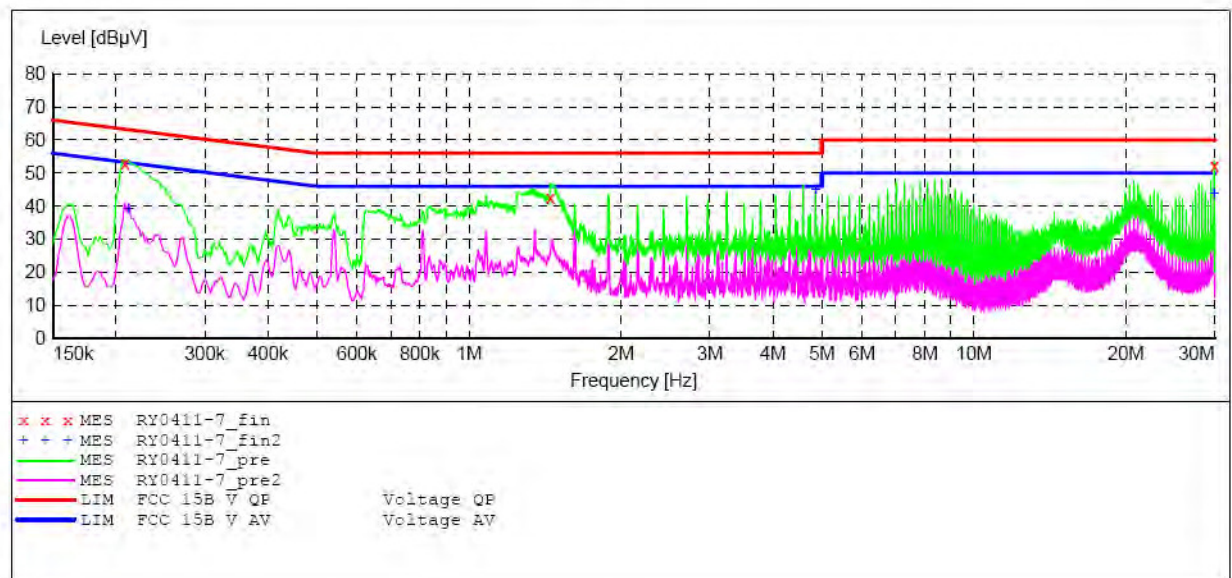
ACCURATE TECHNOLOGY CO., LTD

CONDUCTED EMISSION STANDARD FCC PART 15B

EUT: Interactive Flat Panel M/N:LE-75PC88
 Manufacturer: Prima
 Operating Condition: AV IN
 Test Site: 2#Shielding Room
 Operator: Ricky
 Test Specification: N 120V/60Hz
 Comment: Report No.:ATE20160586
 Start of Test: 2016-4-11 / 11:04:03

SCAN TABLE: "V 150K-30MHz fin"

Short Description: _SUB_STD_VTERM2 1.70
 Start Stop Step Detector Meas. IF Transducer
 Frequency Frequency Width Time Bandw.
 150.0 kHz 30.0 MHz 4.5 kHz QuasiPeak 1.0 s 9 kHz LISN(ESH3-Z5)
 Average



MEASUREMENT RESULT: "RY0411-7_fin"

2016-4-11 11:05

Frequency MHz	Level dBµV	Transd dB	Limit dBµV	Margin dB	Detector	Line	PE
0.208000	52.90	10.7	63	10.4	QP	N	GND
1.450000	42.50	11.6	56	13.5	QP	N	GND
29.909000	52.40	12.0	60	7.6	QP	N	GND

MEASUREMENT RESULT: "RY0411-7_fin2"

2016-4-11 11:05

Frequency MHz	Level dBµV	Transd dB	Limit dBµV	Margin dB	Detector	Line	PE
0.212000	39.20	10.7	53	13.9	AV	N	GND
4.862000	43.70	11.8	46	2.3	AV	N	GND
29.909000	43.90	12.0	50	6.1	AV	N	GND

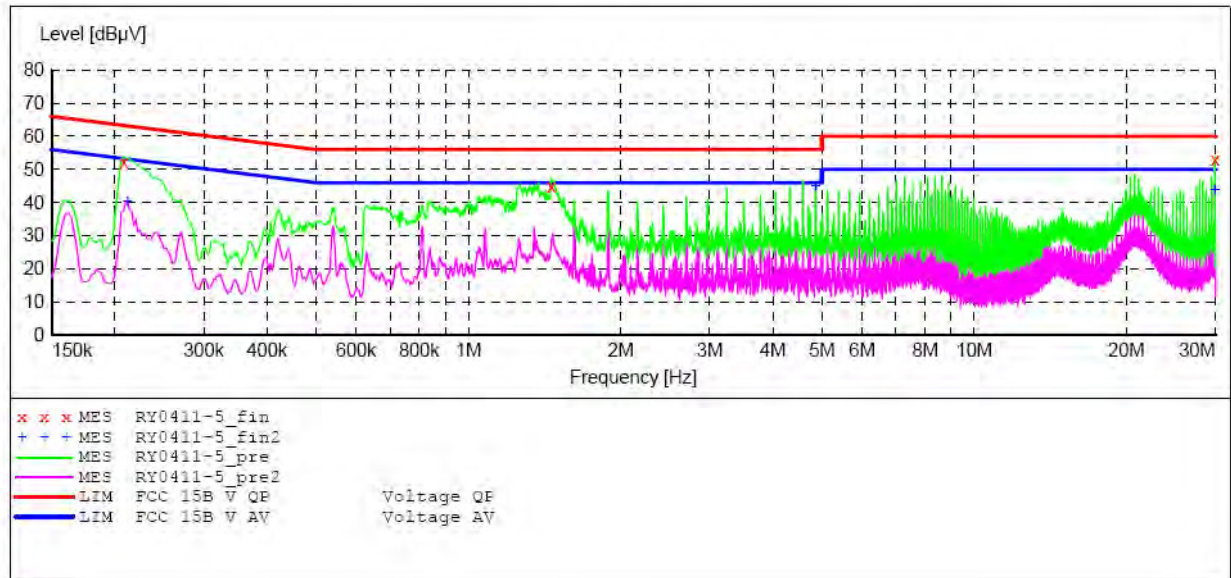
ACCURATE TECHNOLOGY CO., LTD

CONDUCTED EMISSION STANDARD FCC PART 15B

EUT: Interactive Flat Panel M/N:LE-75PC88
 Manufacturer: Prima
 Operating Condition: VGA IN
 Test Site: 2#Shielding Room
 Operator: Ricky
 Test Specification: L 120V/60Hz
 Comment: Report No.:ATE20160586
 Start of Test: 2016-4-11 / 10:57:07

SCAN TABLE: "V 150K-30MHZ fin"

Short Description: _SUB_STD_VTERM2 1.70
 Start Stop Step Detector Meas. IF Transducer
 Frequency Frequency Width Time Bandw.
 150.0 kHz 30.0 MHz 4.5 kHz QuasiPeak 1.0 s 9 kHz LISN (ESH3-Z5)
 Average



MEASUREMENT RESULT: "RY0411-5_fin"

2016-4-11 10:59

Frequency MHz	Level dBµV	Transd dB	Limit dBµV	Margin dB	Detector	Line	PE
0.208000	52.40	10.7	63	10.9	QP	L1	GND
1.458000	44.70	11.6	56	11.3	QP	L1	GND
29.922500	52.90	12.0	60	7.1	QP	L1	GND

MEASUREMENT RESULT: "RY0411-5_fin2"

2016-4-11 10:59

Frequency MHz	Level dBµV	Transd dB	Limit dBµV	Margin dB	Detector	Line	PE
0.212000	40.20	10.7	53	12.9	AV	L1	GND
4.862000	43.70	11.8	46	2.3	AV	L1	GND
29.922500	43.80	12.0	50	6.2	AV	L1	GND

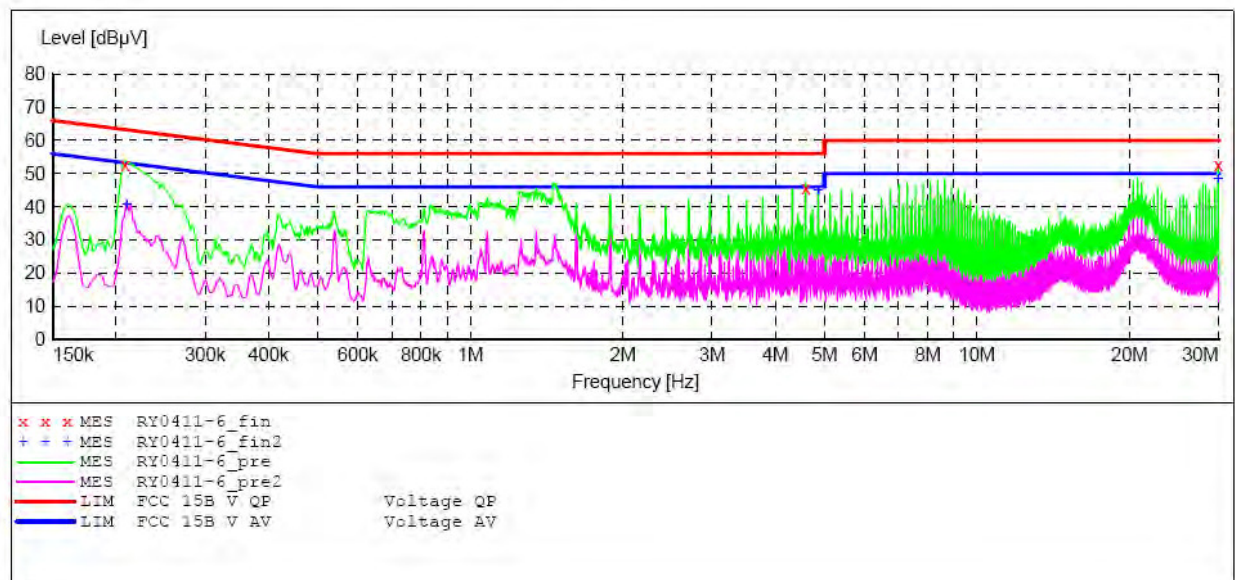
ACCURATE TECHNOLOGY CO., LTD

CONDUCTED EMISSION STANDARD FCC PART 15B

EUT: Interactive Flat Panel M/N:LE-75PC88
 Manufacturer: Prima
 Operating Condition: VGA IN
 Test Site: 2#Shielding Room
 Operator: Ricky
 Test Specification: N 120V/60Hz
 Comment: Report No.:ATE20160586
 Start of Test: 2016-4-11 / 11:02:12

SCAN TABLE: "V 150K-30MHz fin"

Short Description: _SUB_STD_VTERM2 1.70
 Start Stop Step Detector Meas. IF Transducer
 Frequency Frequency Width Time Bandw.
 150.0 kHz 30.0 MHz 4.5 kHz QuasiPeak 1.0 s 9 kHz LISN(ESH3-Z5)
 Average



MEASUREMENT RESULT: "RY0411-6_fin"

2016-4-11 11:02

Frequency MHz	Level dBµV	Transd dB	Limit dBµV	Margin dB	Detector	Line	PE
0.208000	52.60	10.7	63	10.7	QP	N	GND
4.592000	45.70	11.8	56	10.3	QP	N	GND
29.922500	52.70	12.0	60	7.3	QP	N	GND

MEASUREMENT RESULT: "RY0411-6_fin2"

2016-4-11 11:02

Frequency MHz	Level dBµV	Transd dB	Limit dBµV	Margin dB	Detector	Line	PE
0.210000	40.50	10.7	53	12.7	AV	N	GND
4.862000	43.70	11.8	46	2.3	AV	N	GND
29.922500	47.50	12.0	50	2.5	AV	N	GND

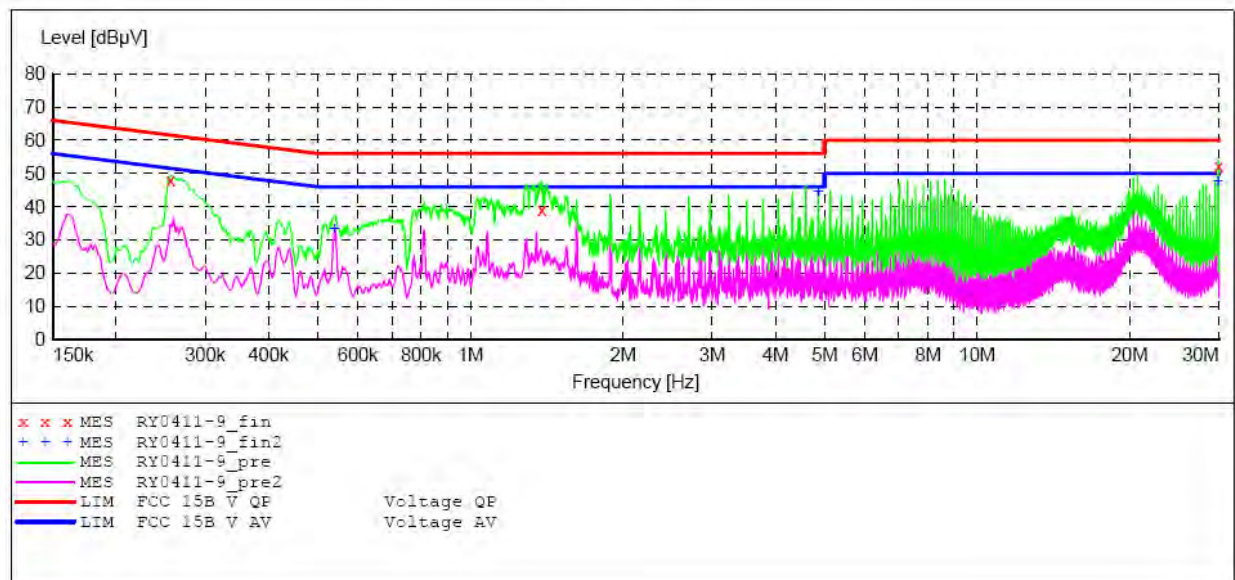
ACCURATE TECHNOLOGY CO., LTD

CONDUCTED EMISSION STANDARD FCC PART 15B

EUT: Interactive Flat Panel M/N:LE-75PC88
 Manufacturer: Prima
 Operating Condition: DP IN
 Test Site: 2#Shielding Room
 Operator: Ricky
 Test Specification: L 120V/60Hz
 Comment: Report No.:ATE20160586
 Start of Test: 2016-4-11 / 11:10:04

SCAN TABLE: "V 150K-30MHz fin"

Short Description: _SUB_STD_VTERM2 1.70
 Start Stop Step Detector Meas. IF Transducer
 Frequency Frequency Width Time Bandw.
 150.0 kHz 30.0 MHz 4.5 kHz QuasiPeak 1.0 s 9 kHz LISN(ESH3-Z5)
 Average



MEASUREMENT RESULT: "RY0411-9_fin"

2016-4-11 11:12

Frequency MHz	Level dBuV	Transd dB	Limit dBuV	Margin dB	Detector	Line	PE
0.256000	47.90	10.9	62	13.7	QP	L1	GND
1.384000	39.10	11.6	56	16.9	QP	L1	GND
29.909000	52.30	12.0	60	7.7	QP	L1	GND

MEASUREMENT RESULT: "RY0411-9_fin2"

2016-4-11 11:12

Frequency MHz	Level dBuV	Transd dB	Limit dBuV	Margin dB	Detector	Line	PE
0.540000	33.20	11.5	46	12.8	AV	L1	GND
4.862000	43.60	11.8	46	2.4	AV	L1	GND
29.904500	47.70	12.0	50	2.3	AV	L1	GND

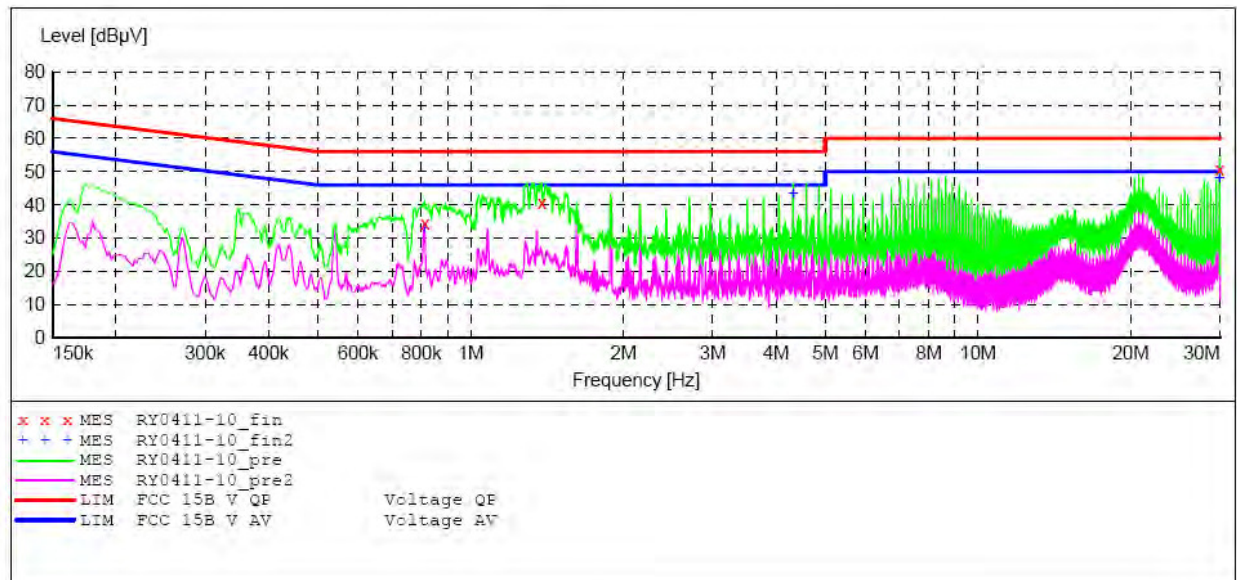
ACCURATE TECHNOLOGY CO., LTD

CONDUCTED EMISSION STANDARD FCC PART 15B

EUT: Interactive Flat Panel M/N:LE-75PC88
 Manufacturer: Prima
 Operating Condition: DP IN
 Test Site: 2#Shielding Room
 Operator: Ricky
 Test Specification: N 120V/60Hz
 Comment: Report No.:ATE20160586
 Start of Test: 2016-4-11 / 11:13:32

SCAN TABLE: "V 150K-30MHz fin"

Short Description: SUB_STD_VTERM2 1.70
 Start Stop Step Detector Meas. IF Transducer
 Frequency Frequency Width Time Bandw.
 150.0 kHz 30.0 MHz 4.5 kHz QuasiPeak 1.0 s 9 kHz LISN(ESH3-Z5)
 Average



MEASUREMENT RESULT: "RY0411-10_fin"

2016-4-11 11:15

Frequency MHz	Level dBuV	Transd dB	Limit dBuV	Margin dB	Detector	Line	PE
0.812000	34.60	11.6	56	21.4	QP	N	GND
1.380000	40.80	11.6	56	15.2	QP	N	GND
29.927000	50.70	12.0	60	9.3	QP	N	GND

MEASUREMENT RESULT: "RY0411-10_fin2"

2016-4-11 11:15

Frequency MHz	Level dBuV	Transd dB	Limit dBuV	Margin dB	Detector	Line	PE
0.810000	32.90	11.6	46	13.1	AV	N	GND
4.322000	43.30	11.8	46	2.7	AV	N	GND
29.927000	47.80	12.0	50	2.2	AV	N	GND

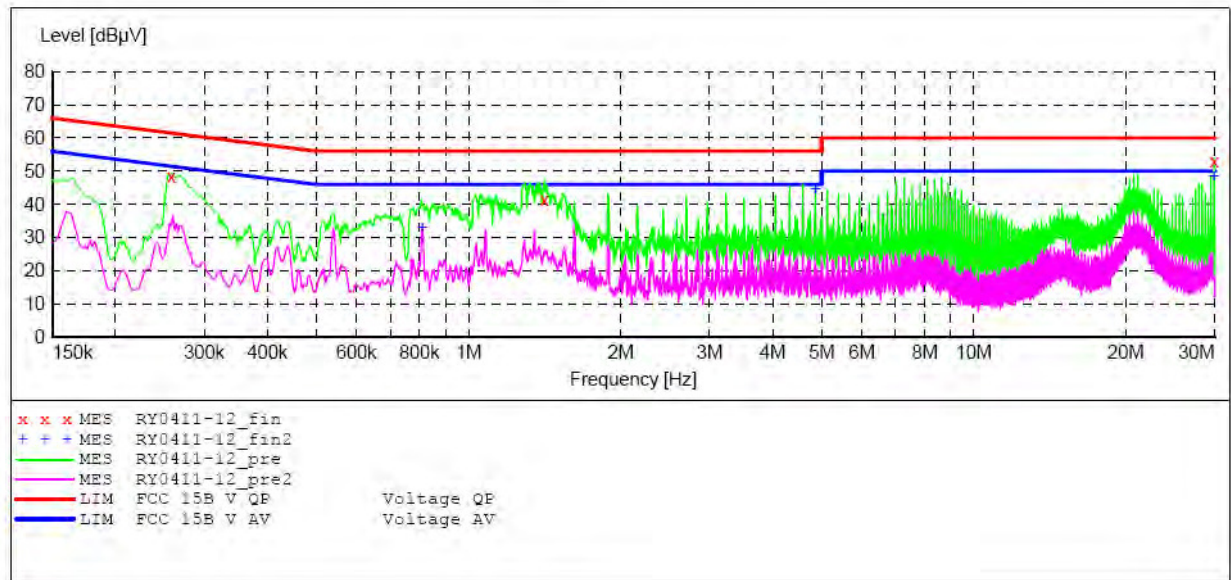
ACCURATE TECHNOLOGY CO., LTD

CONDUCTED EMISSION STANDARD FCC PART 15B

EUT: Interactive Flat Panel M/N:LE-75PC88
 Manufacturer: Prima
 Operating Condition: HDMI IN
 Test Site: 2#Shielding Room
 Operator: Ricky
 Test Specification: L 120V/60Hz
 Comment: Report No.:ATE20160586
 Start of Test: 2016-4-11 / 11:20:32

SCAN TABLE: "V 150K-30MHz fin"

Short Description: _SUB_STD_VTERM2 1.70
 Start Stop Step Detector Meas. IF Transducer
 Frequency Frequency Width Time Bandw.
 150.0 kHz 30.0 MHz 4.5 kHz QuasiPeak 1.0 s 9 kHz LISN (ESH3-Z5)
 Average



MEASUREMENT RESULT: "RY0411-12_fin"

2016-4-11 11:22

Frequency MHz	Level dBuV	Transd dB	Limit dBuV	Margin dB	Detector	Line	PE
0.258000	48.30	10.9	62	13.2	QP	L1	GND
1.412000	41.30	11.6	56	14.7	QP	L1	GND
29.895500	53.00	12.0	60	7.0	QP	L1	GND

MEASUREMENT RESULT: "RY0411-12_fin2"

2016-4-11 11:22

Frequency MHz	Level dBuV	Transd dB	Limit dBuV	Margin dB	Detector	Line	PE
0.810000	33.00	11.6	46	13.0	AV	L1	GND
4.862000	43.60	11.8	46	2.4	AV	L1	GND
29.895500	47.30	12.0	50	2.7	AV	L1	GND

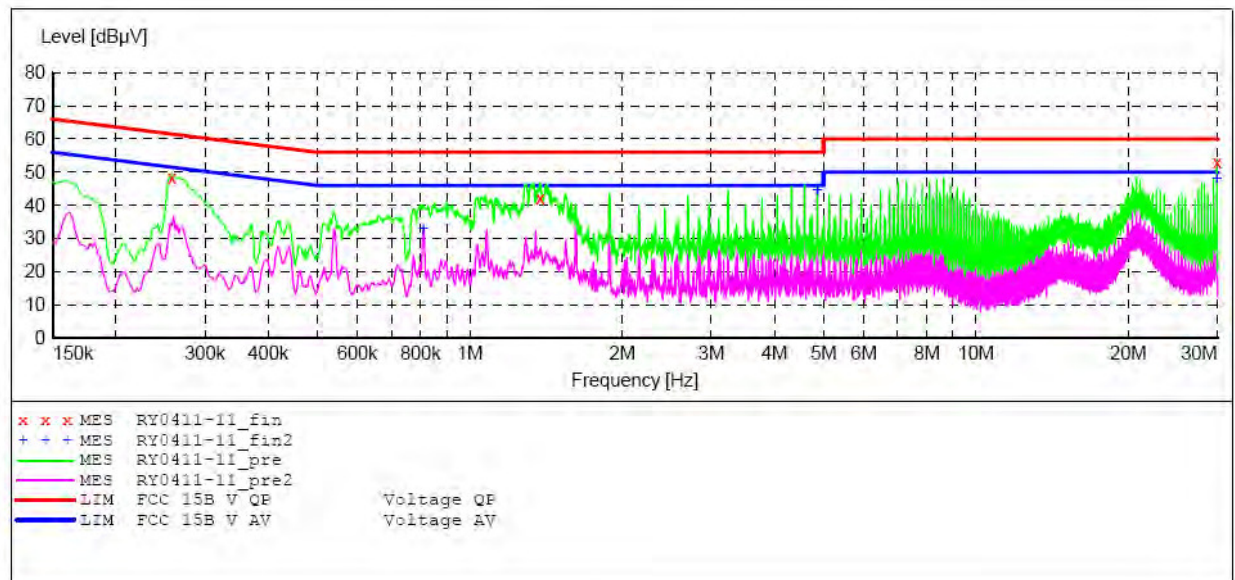
ACCURATE TECHNOLOGY CO., LTD

CONDUCTED EMISSION STANDARD FCC PART 15B

EUT: Interactive Flat Panel M/N:LE-75PC88
 Manufacturer: Prima
 Operating Condition: HDMI IN
 Test Site: 2#Shielding Room
 Operator: Ricky
 Test Specification: N 120V/60Hz
 Comment: Report No.:ATE20160586
 Start of Test: 2016-4-11 / 11:16:50

SCAN TABLE: "V 150K-30MHz fin"

Short Description: _SUB_STD_VTERM2 1.70
 Start Stop Step Detector Meas. IF Transducer
 Frequency Frequency Width Time Bandw.
 150.0 kHz 30.0 MHz 4.5 kHz QuasiPeak 1.0 s 9 kHz LISN (ESH3-Z5)
 Average



MEASUREMENT RESULT: "RY0411-11_fin"

2016-4-11 11:18

Frequency MHz	Level dBµV	Transd dB	Limit dBµV	Margin dB	Detector	Line	PE
0.258000	48.40	10.9	62	13.1	QP	N	GND
1.376000	42.20	11.6	56	13.8	QP	N	GND
29.918000	53.10	12.0	60	6.9	QP	N	GND

MEASUREMENT RESULT: "RY0411-11_fin2"

2016-4-11 11:18

Frequency MHz	Level dBµV	Transd dB	Limit dBµV	Margin dB	Detector	Line	PE
0.810000	33.00	11.6	46	13.0	AV	N	GND
4.862000	43.60	11.8	46	2.4	AV	N	GND
29.913500	48.00	12.0	50	2.0	AV	N	GND

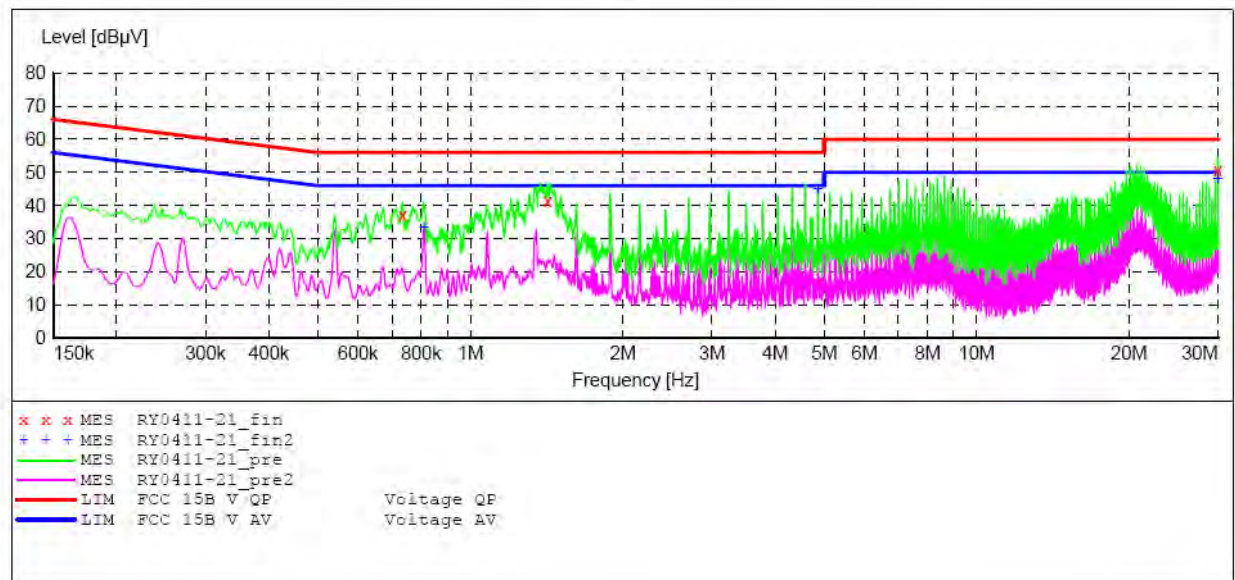
ACCURATE TECHNOLOGY CO., LTD

CONDUCTED EMISSION STANDARD FCC PART 15B

EUT: Interactive Flat Panel M/N:LE-75PC88
 Manufacturer: Prima
 Operating Condition: USB IN
 Test Site: 2#Shielding Room
 Operator: Ricky
 Test Specification: L 240V/60Hz
 Comment: Report No.:ATE20160586
 Start of Test: 2016-4-11 / 12:16:28

SCAN TABLE: "V 150K-30MHz fin"

Start Frequency	Stop Frequency	Step Width	Detector	Meas. Time	IF Bandw.	Transducer
150.0 kHz	30.0 MHz	4.5 kHz	QuasiPeak	1.0 s	9 kHz	LISN(ESH3-Z5)
			Average			



MEASUREMENT RESULT: "RY0411-21_fin"

2016-4-11 12:19

Frequency MHz	Level dBµV	Transd dB	Limit dBµV	Margin dB	Detector	Line	PE
0.734000	37.00	11.5	56	19.0	QP	L1	GND
1.420000	41.50	11.6	56	14.5	QP	L1	GND
29.963000	50.50	12.0	60	9.5	QP	L1	GND

MEASUREMENT RESULT: "RY0411-21_fin2"

2016-4-11 12:19

Frequency MHz	Level dBµV	Transd dB	Limit dBµV	Margin dB	Detector	Line	PE
0.810000	33.20	11.6	46	12.8	AV	L1	GND
4.862000	43.70	11.8	46	2.3	AV	L1	GND
29.976500	47.90	12.0	50	2.1	AV	L1	GND

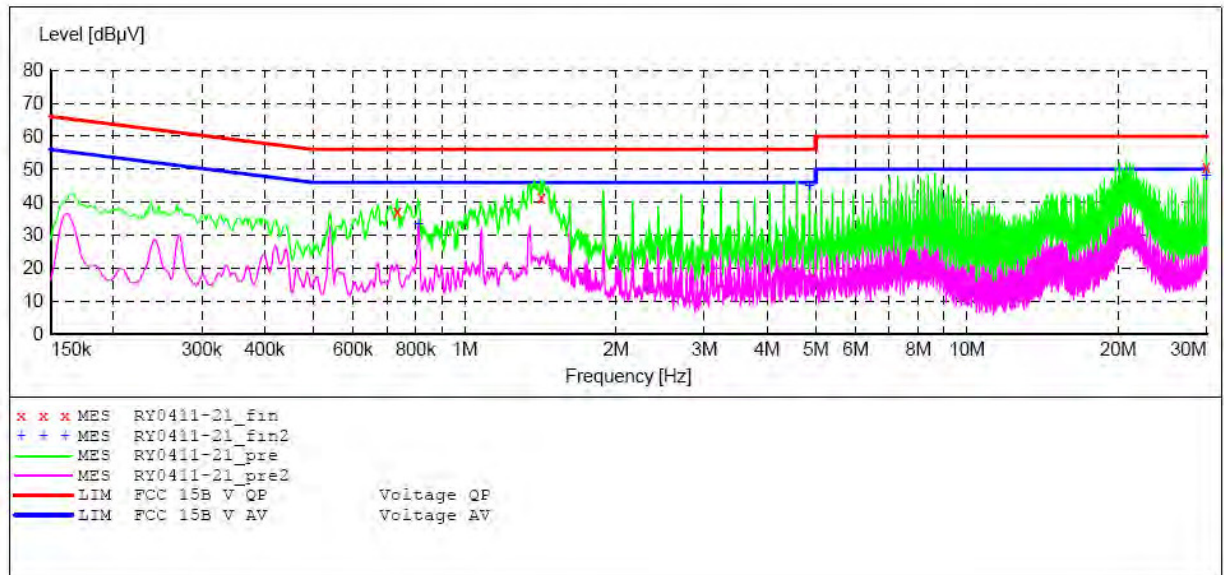
ACCURATE TECHNOLOGY CO., LTD

CONDUCTED EMISSION STANDARD FCC PART 15B

EUT: Interactive Flat Panel M/N:LE-75PC88
 Manufacturer: Prima
 Operating Condition: USB IN
 Test Site: 2#Shielding Room
 Operator: Ricky
 Test Specification: L 240V/60Hz
 Comment: Report No.:ATE20160586
 Start of Test: 2016-4-11 / 12:16:28

SCAN TABLE: "V 150K-30MHZ fin"

Short Description: _SUB_STD_VTERM2 1.70
 Start Stop Step Detector Meas. IF Transducer
 Frequency Frequency Width Time Bandw.
 150.0 kHz 30.0 MHz 4.5 kHz QuasiPeak 1.0 s 9 kHz LISN(ESH3-Z5)
 Average



MEASUREMENT RESULT: "RY0411-21_fin"

2016-4-11 12:19

Frequency MHz	Level dBµV	Transd dB	Limit dBµV	Margin dB	Detector	Line	PE
0.734000	37.00	11.5	56	19.0	QP	L1	GND
1.420000	41.50	11.6	56	14.5	QP	L1	GND
29.963000	50.50	12.0	60	9.5	QP	L1	GND

MEASUREMENT RESULT: "RY0411-21_fin2"

2016-4-11 12:19

Frequency MHz	Level dBµV	Transd dB	Limit dBµV	Margin dB	Detector	Line	PE
0.810000	33.20	11.6	46	12.8	AV	L1	GND
4.862000	43.70	11.8	46	2.3	AV	L1	GND
29.976500	47.90	12.0	50	2.1	AV	L1	GND

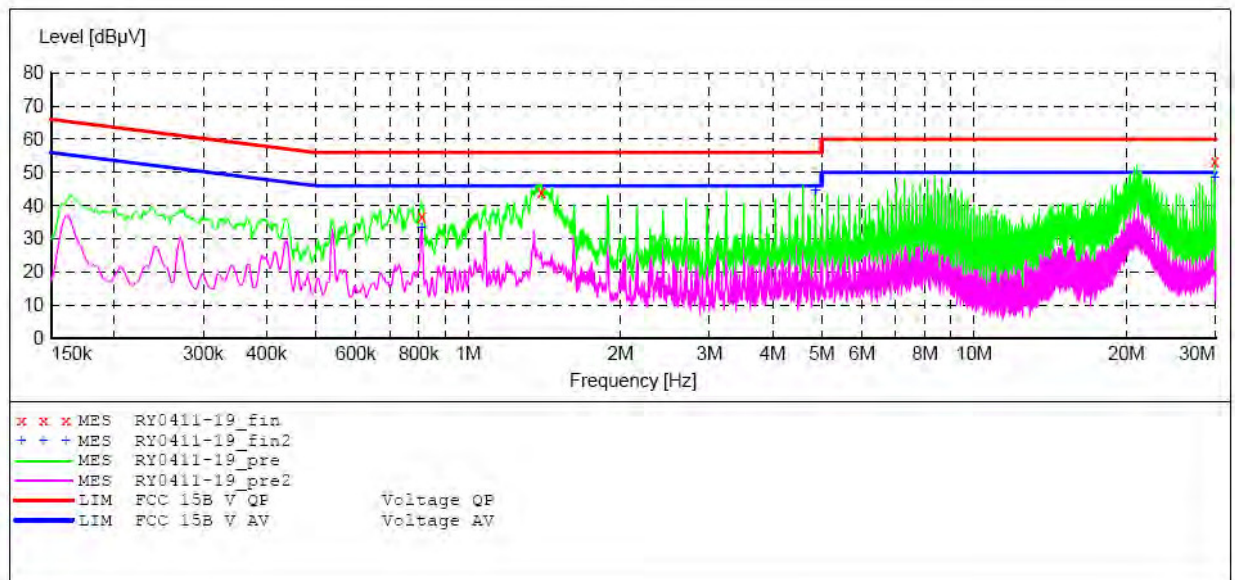
ACCURATE TECHNOLOGY CO., LTD

CONDUCTED EMISSION STANDARD FCC PART 15B

EUT: Interactive Flat Panel M/N:LE-75PC88
 Manufacturer: Prima
 Operating Condition: AV IN
 Test Site: 2#Shielding Room
 Operator: Ricky
 Test Specification: N 240V/60Hz
 Comment: Report No.:ATE20160586
 Start of Test: 2016-4-11 / 11:44:11

SCAN TABLE: "V 150K-30MHz fin"

Short Description: _SUB_STD_VTERM2 1.70
 Start Stop Step Detector Meas. IF Transducer
 Frequency Frequency Width Time Bandw.
 150.0 kHz 30.0 MHz 4.5 kHz QuasiPeak 1.0 s 9 kHz LISN(ESH3-Z5)
 Average



MEASUREMENT RESULT: "RY0411-19_fin"

2016-4-11 11:46

Frequency MHz	Level dBuV	Transd dB	Limit dBuV	Margin dB	Detector	Line	PE
0.810000	36.60	11.6	56	19.4	QP	N	GND
1.394000	44.10	11.6	56	11.9	QP	N	GND
29.900000	53.40	12.0	60	6.6	QP	N	GND

MEASUREMENT RESULT: "RY0411-19_fin2"

2016-4-11 11:46

Frequency MHz	Level dBuV	Transd dB	Limit dBuV	Margin dB	Detector	Line	PE
0.810000	33.10	11.6	46	12.9	AV	N	GND
4.862000	43.50	11.8	46	2.5	AV	N	GND
29.900000	47.40	12.0	50	2.6	AV	N	GND

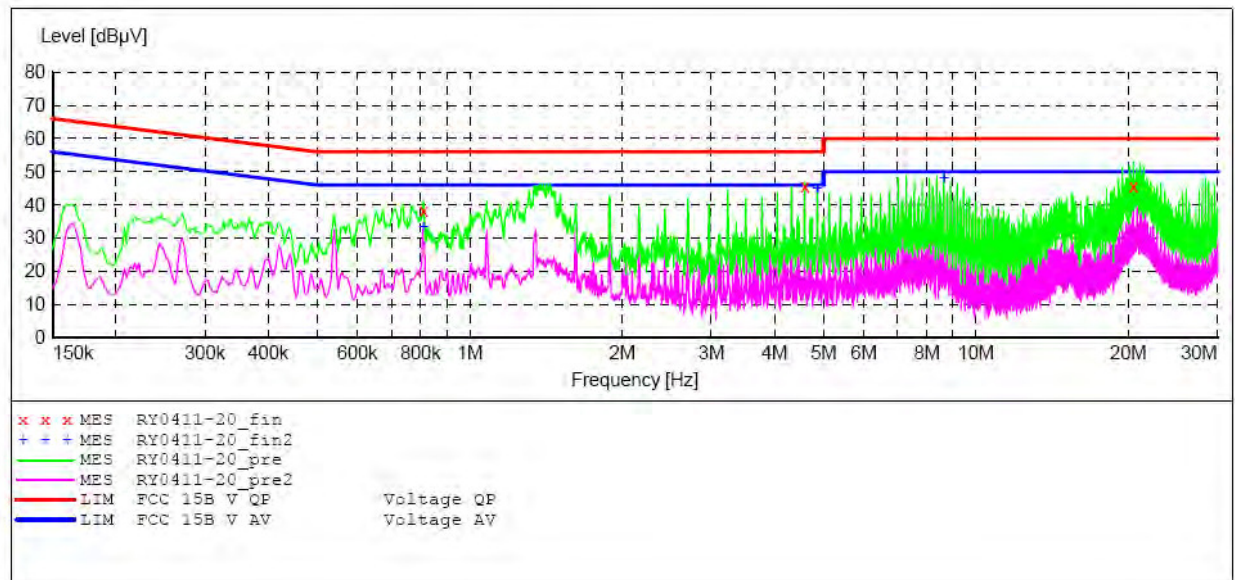
ACCURATE TECHNOLOGY CO., LTD

CONDUCTED EMISSION STANDARD FCC PART 15B

EUT: Interactive Flat Panel M/N:LE-75PC88
 Manufacturer: Prima
 Operating Condition: AV IN
 Test Site: 2#Shielding Room
 Operator: Ricky
 Test Specification: L 240V/60Hz
 Comment: Report No.:ATE20160586
 Start of Test: 2016-4-11 / 11:47:14

SCAN TABLE: "V 150K-30MHz fin"

Start Frequency	Stop Frequency	Step Width	Detector	Meas. Time	IF Bandw.	Transducer
150.0 kHz	30.0 MHz	4.5 kHz	QuasiPeak	1.0 s	9 kHz	LISN(ESH3-Z5)
Average						



MEASUREMENT RESULT: "RY0411-20_fin"

2016-4-11 12:15

Frequency MHz	Level dBµV	Transd dB	Limit dBµV	Margin dB	Detector	Line	PE
0.810000	38.30	11.6	56	17.7	QP	L1	GND
4.592000	45.80	11.8	56	10.2	QP	L1	GND
20.463500	45.50	12.0	60	14.5	QP	L1	GND

MEASUREMENT RESULT: "RY0411-20_fin2"

2016-4-11 12:15

Frequency MHz	Level dBµV	Transd dB	Limit dBµV	Margin dB	Detector	Line	PE
0.810000	33.20	11.6	46	12.8	AV	L1	GND
4.862000	43.80	11.8	46	2.2	AV	L1	GND
8.642000	46.90	11.8	50	3.1	AV	L1	GND

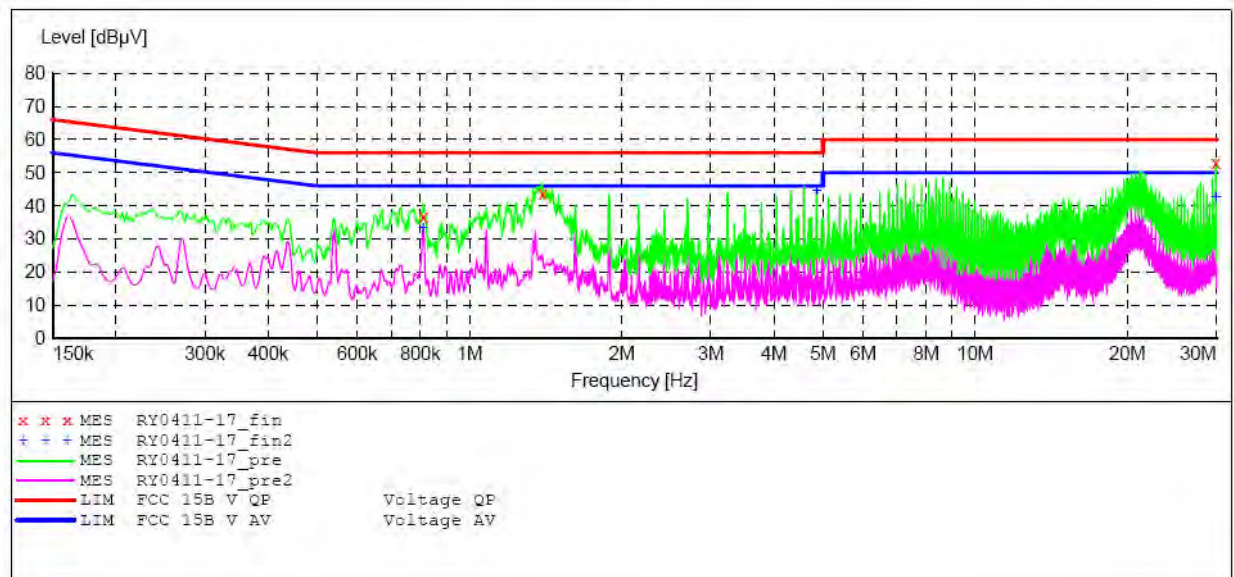
ACCURATE TECHNOLOGY CO., LTD

CONDUCTED EMISSION STANDARD FCC PART 15B

EUT: Interactive Flat Panel M/N:LE-75PC88
 Manufacturer: Prima
 Operating Condition: VGA IN
 Test Site: 2#Shielding Room
 Operator: Ricky
 Test Specification: L 240V/60Hz
 Comment: Report No.:ATE20160586
 Start of Test: 2016-4-11 / 11:38:22

SCAN TABLE: "V 150K-30MHz fin"

Short Description: _SUB_STD_VTERM2 1.70
 Start Stop Step Detector Meas. IF Transducer
 Frequency Frequency Width Time Bandw.
 150.0 kHz 30.0 MHz 4.5 kHz QuasiPeak 1.0 s 9 kHz LISN(ESH3-Z5)
 Average



MEASUREMENT RESULT: "RY0411-17_fin"

2016-4-11 11:40

Frequency MHz	Level dBµV	Transd dB	Limit dBµV	Margin dB	Detector	Line	PE
0.810000	36.80	11.6	56	19.2	QP	L1	GND
1.394000	43.90	11.6	56	12.2	QP	L1	GND
29.904500	53.20	12.0	60	6.8	QP	L1	GND

MEASUREMENT RESULT: "RY0411-17_fin2"

2016-4-11 11:40

Frequency MHz	Level dBµV	Transd dB	Limit dBµV	Margin dB	Detector	Line	PE
0.810000	33.10	11.6	46	12.9	AV	L1	GND
4.862000	43.50	11.8	46	2.5	AV	L1	GND
29.909000	44.50	12.0	50	5.5	AV	L1	GND

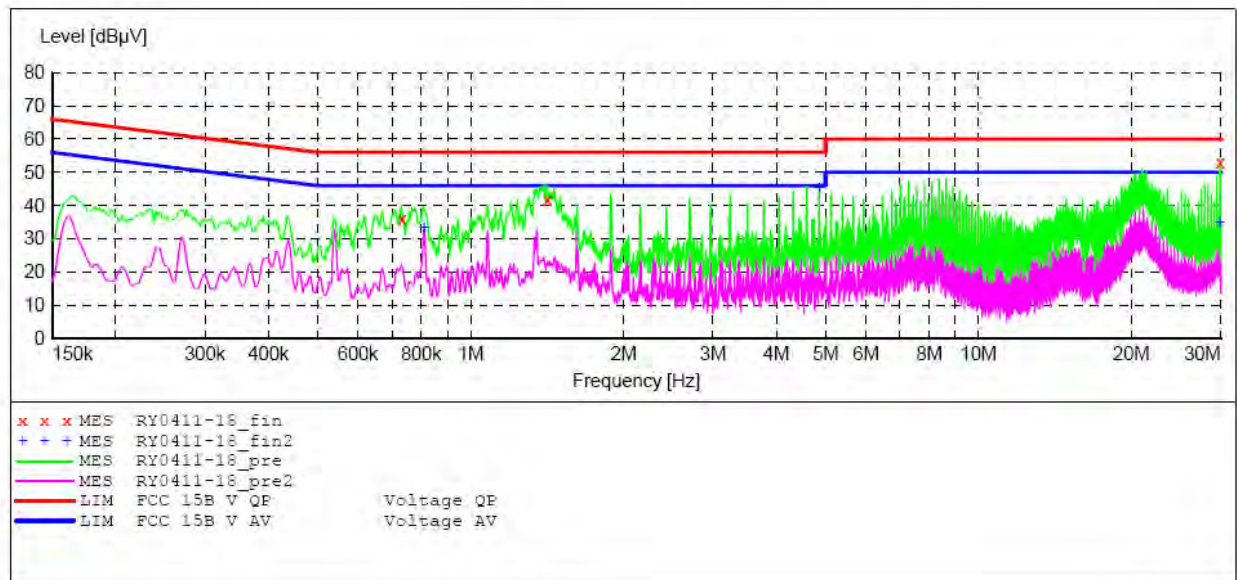
ACCURATE TECHNOLOGY CO., LTD

CONDUCTED EMISSION STANDARD FCC PART 15B

EUT: Interactive Flat Panel M/N:LE-75PC88
 Manufacturer: Prima
 Operating Condition: VGA IN
 Test Site: 2#Shielding Room
 Operator: Ricky
 Test Specification: N 240V/60Hz
 Comment: Report No.:ATE20160586
 Start of Test: 2016-4-11 / 11:41:14

SCAN TABLE: "V 150K-30MHz fin"

Short Description: SUB_STD_VTERM2 1.70
 Start Stop Step Detector Meas. IF Transducer
 Frequency Frequency Width Time Bandw.
 150.0 kHz 30.0 MHz 4.5 kHz QuasiPeak 1.0 s 9 kHz LISN(ESH3-Z5)
 Average



MEASUREMENT RESULT: "RY0411-18_fin"

2016-4-11 11:42

Frequency MHz	Level dBµV	Transd dB	Limit dBµV	Margin dB	Detector	Line	PE
0.732000	36.10	11.5	56	19.9	QP	N	GND
1.416000	41.70	11.6	56	14.3	QP	N	GND
29.904500	53.20	12.0	60	6.8	QP	N	GND

MEASUREMENT RESULT: "RY0411-18_fin2"

2016-4-11 11:42

Frequency MHz	Level dBµV	Transd dB	Limit dBµV	Margin dB	Detector	Line	PE
0.810000	33.20	11.6	46	12.8	AV	N	GND
4.862000	44.00	11.8	46	2.0	AV	N	GND
29.891000	34.70	12.0	50	15.3	AV	N	GND

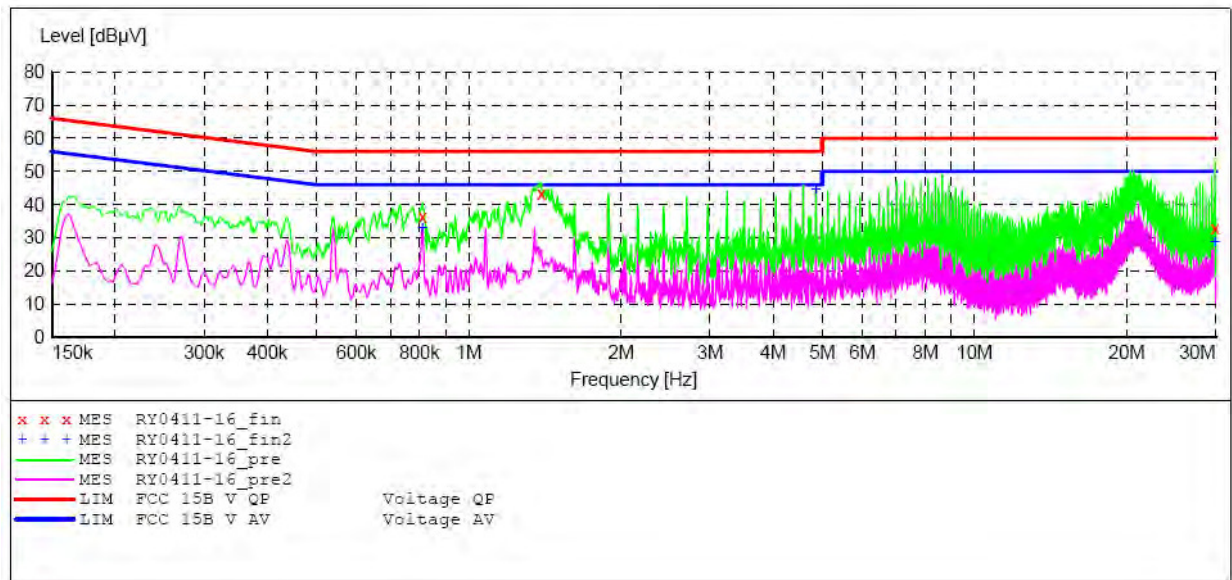
ACCURATE TECHNOLOGY CO., LTD

CONDUCTED EMISSION STANDARD FCC PART 15B

EUT: Interactive Flat Panel M/N:LE-75PC88
 Manufacturer: Prima
 Operating Condition: DP IN
 Test Site: 2#Shielding Room
 Operator: Ricky
 Test Specification: L 240V/60Hz
 Comment: Report No.:ATE20160586
 Start of Test: 2016-4-11 / 11:36:43

SCAN TABLE: "V 150K-30MHz fin"

Short Description: _SUB_STD_VTERM2 1.70
 Start Stop Step Detector Meas. IF Transducer
 Frequency Frequency Width Time Bandw.
 150.0 kHz 30.0 MHz 4.5 kHz QuasiPeak 1.0 s 9 kHz LISN(ESH3-Z5)
 Average



MEASUREMENT RESULT: "RY0411-16_fin"

2016-4-11 11:37

Frequency MHz	Level dBµV	Transd dB	Limit dBµV	Margin dB	Detector	Line	PE
0.810000	36.30	11.6	56	19.7	QP	L1	GND
1.390000	43.20	11.6	56	12.8	QP	L1	GND
29.882000	32.80	12.0	60	27.2	QP	L1	GND

MEASUREMENT RESULT: "RY0411-16_fin2"

2016-4-11 11:37

Frequency MHz	Level dBµV	Transd dB	Limit dBµV	Margin dB	Detector	Line	PE
0.810000	33.00	11.6	46	13.0	AV	L1	GND
4.862000	43.60	11.8	46	2.4	AV	L1	GND
29.886500	28.60	12.0	50	21.4	AV	L1	GND

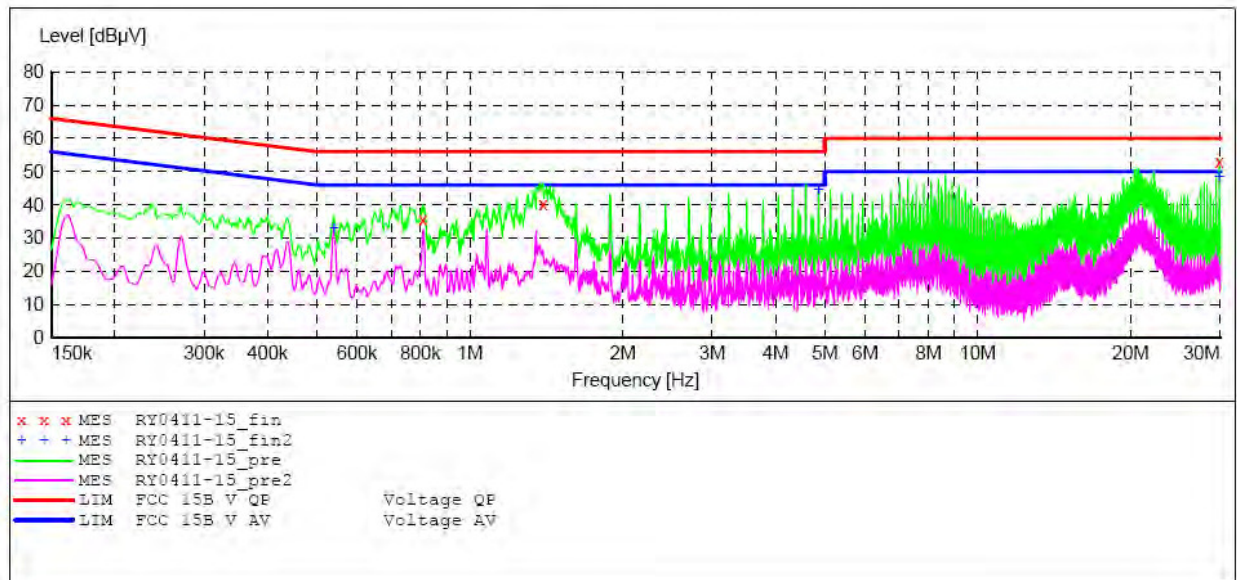
ACCURATE TECHNOLOGY CO., LTD

CONDUCTED EMISSION STANDARD FCC PART 15B

EUT: Interactive Flat Panel M/N:LE-75PC88
 Manufacturer: Prima
 Operating Condition: DP IN
 Test Site: 2#Shielding Room
 Operator: Ricky
 Test Specification: N 240V/60Hz
 Comment: Report No.:ATE20160586
 Start of Test: 2016-4-11 / 11:31:38

SCAN TABLE: "V 150K-30MHz fin"

Short Description: _SUB_STD_VTERM2 1.70
 Start Stop Step Detector Meas. IF Transducer
 Frequency Frequency Width Time Bandw. LISN (ESH3-Z5)
 150.0 kHz 30.0 MHz 4.5 kHz QuasiPeak 1.0 s 9 kHz LISN (ESH3-Z5)
 Average



MEASUREMENT RESULT: "RY0411-15_fin"

2016-4-11 11:33

Frequency MHz	Level dBµV	Transd dB	Limit dBµV	Margin dB	Detector	Line	PE
0.808000	35.80	11.6	56	20.2	QP	N	GND
1.392000	40.30	11.6	56	15.7	QP	N	GND
29.891000	53.00	12.0	60	7.0	QP	N	GND

MEASUREMENT RESULT: "RY0411-15_fin2"

2016-4-11 11:33

Frequency MHz	Level dBµV	Transd dB	Limit dBµV	Margin dB	Detector	Line	PE
0.540000	33.00	11.5	46	13.0	AV	N	GND
4.862000	43.50	11.8	46	2.5	AV	N	GND
29.891000	47.40	12.0	50	2.6	AV	N	GND

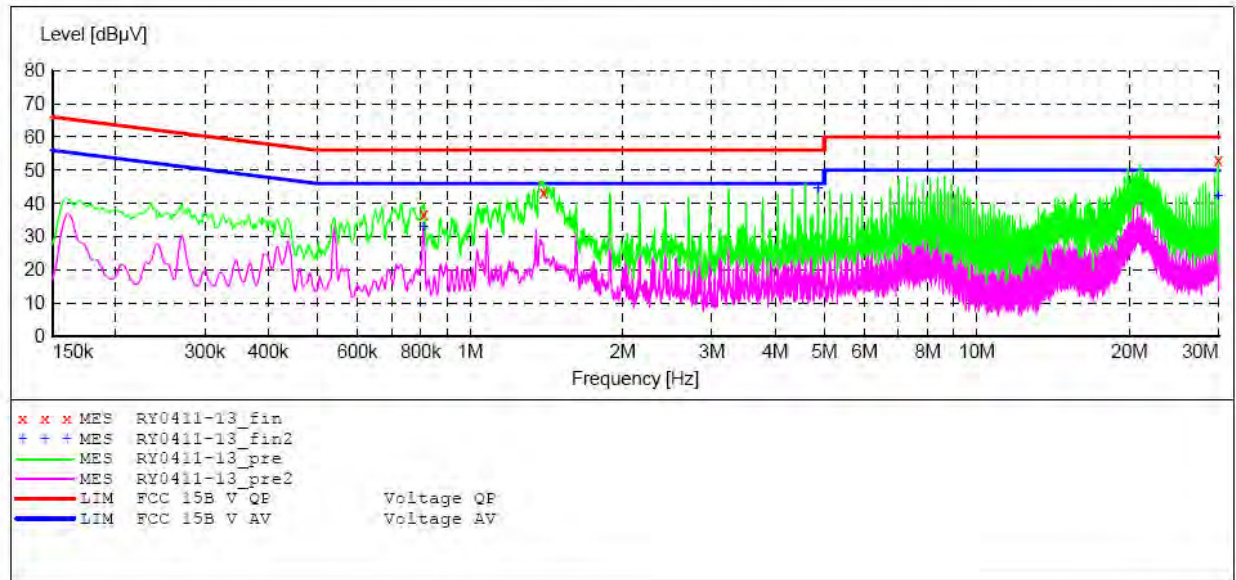
ACCURATE TECHNOLOGY CO., LTD

CONDUCTED EMISSION STANDARD FCC PART 15B

EUT: Interactive Flat Panel M/N:LE-75PC88
 Manufacturer: Prima
 Operating Condition: HDMI IN
 Test Site: 2#Shielding Room
 Operator: Ricky
 Test Specification: L 240V/60Hz
 Comment: Report No.:ATE20160586
 Start of Test: 2016-4-11 / 11:25:28

SCAN TABLE: "V 150K-30MHz fin"

Short Description: _SUB_STD_VTERM2 1.70
 Start Stop Step Detector Meas. IF Transducer
 Frequency Frequency Width Time Bandw.
 150.0 kHz 30.0 MHz 4.5 kHz QuasiPeak 1.0 s 9 kHz LISN(ESH3-25)
 Average



MEASUREMENT RESULT: "RY0411-13_fin"

2016-4-11 11:27

Frequency MHz	Level dBuV	Transd dB	Limit dBuV	Margin dB	Detector	Line	PE
0.810000	36.70	11.6	56	19.3	QP	L1	GND
1.394000	43.40	11.6	56	12.6	QP	L1	GND
29.909000	53.20	12.0	60	6.8	QP	L1	GND

MEASUREMENT RESULT: "RY0411-13_fin2"

2016-4-11 11:27

Frequency MHz	Level dBuV	Transd dB	Limit dBuV	Margin dB	Detector	Line	PE
0.810000	33.00	11.6	46	13.0	AV	L1	GND
4.862000	43.60	11.8	46	2.4	AV	L1	GND
29.909000	44.30	12.0	50	5.7	AV	L1	GND

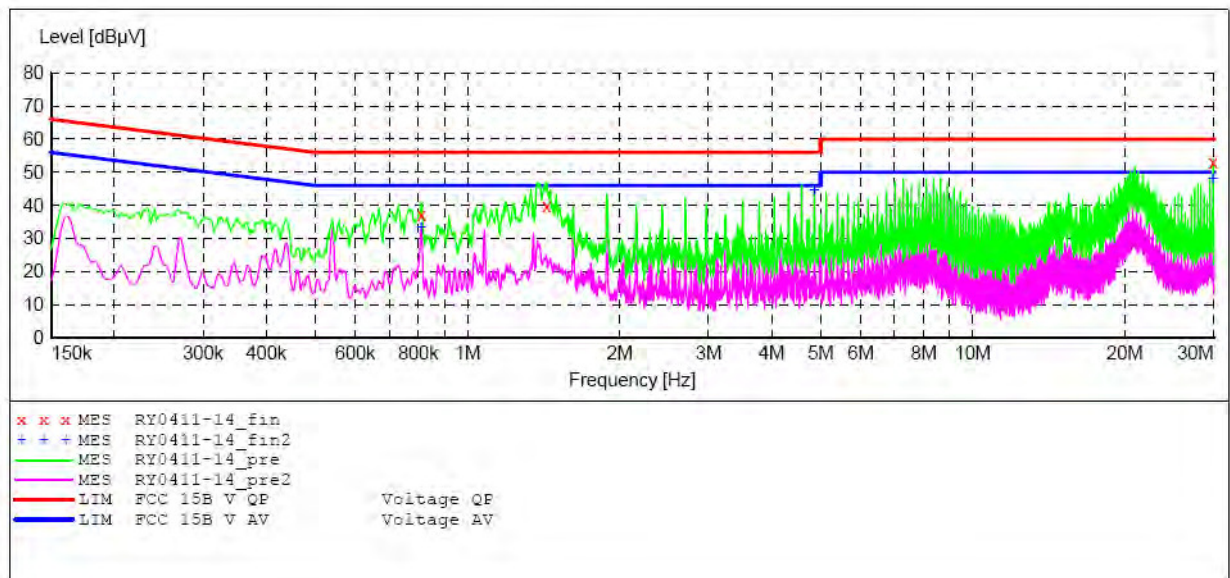
ACCURATE TECHNOLOGY CO., LTD

CONDUCTED EMISSION STANDARD FCC PART 15B

EUT: Interactive Flat Panel M/N:LE-75PC88
 Manufacturer: Prima
 Operating Condition: HDMI IN
 Test Site: 2#Shielding Room
 Operator: Ricky
 Test Specification: N 240V/60Hz
 Comment: Report No.:ATE20160586
 Start of Test: 2016-4-11 / 11:28:43

SCAN TABLE: "V 150K-30MHz fin"

Short Description: _SUB_STD_VTERM2 1.70
 Start Stop Step Detector Meas. IF Transducer
 Frequency Frequency Width Time Bandw.
 150.0 kHz 30.0 MHz 4.5 kHz QuasiPeak 1.0 s 9 kHz LISN(ESH3-Z5)
 Average



MEASUREMENT RESULT: "RY0411-14_fin"

2016-4-11 11:30

Frequency MHz	Level dBµV	Transd dB	Limit dBµV	Margin dB	Detector	Line	PE
0.810000	37.10	11.6	56	18.9	QP	N	GND
1.434000	39.70	11.6	56	16.3	QP	N	GND
29.900000	53.10	12.0	60	6.9	QP	N	GND

MEASUREMENT RESULT: "RY0411-14_fin2"

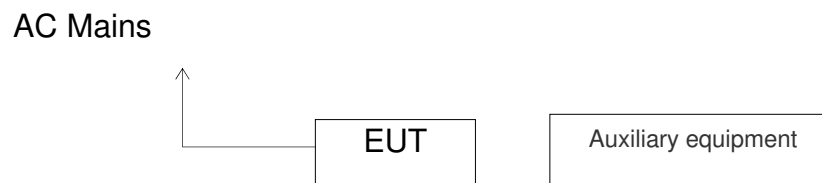
2016-4-11 11:30

Frequency MHz	Level dBµV	Transd dB	Limit dBµV	Margin dB	Detector	Line	PE
0.810000	33.10	11.6	46	12.9	AV	N	GND
4.862000	43.50	11.8	46	2.5	AV	N	GND
29.900000	47.80	12.0	50	2.2	AV	N	GND

5. RADIATED EMISSION MEASUREMENT

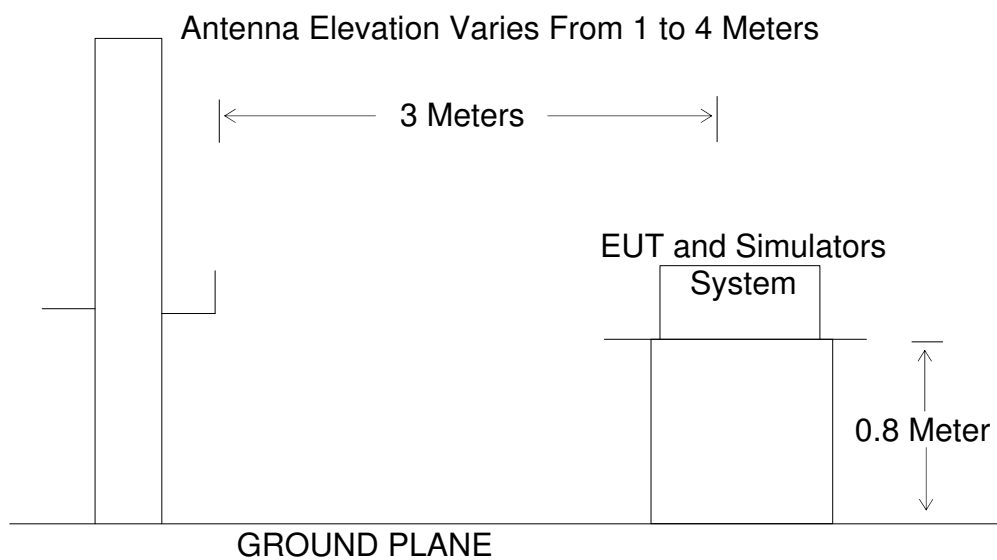
5.1. Block Diagram of Test

5.1.1. Block diagram of connection between the EUT and simulators



(EUT: Interactive Flat Panel)

5.1.2. Block diagram of test setup (In chamber)



5.2. Test mode description

- Test mode 1: USB IN
- Test mode 2: AV IN
- Test mode 3: VGA IN
- Test mode 4: DP IN
- Test mode 5: HDMI IN

5.3. Radiated Emission Limit (Class B)

All emanations from a class B device or system, including any network of conductors and apparatus connected thereto, shall not exceed the level of field strengths specified below:

Frequency MHz	Distance Meters	Field Strengths Limit	
		$\mu\text{V/m}$	$\text{dB}(\mu\text{V/m})$
30-88	3	100	40.0
88-216	3	150	43.5
216-960	3	200	46.0
Above 960	3	500	54.0

Remark:

(1) Emission level $\text{dB}(\mu\text{V}) = 20 \log$ Emission level $\mu\text{V/m}$.

(2) The smaller limit shall apply at the cross point between two frequency bands.

(3) Distance is the distance in meters between the measuring instrument antenna and the closest point of any part of the device or system.

5.4. Manufacturer

The following equipments are installed on Radiated Emission Measurement to meet the commission requirements and operating regulations in a manner which tends to maximize its emission characteristics in normal application.

5.4.1. Interactive Flat Panel (EUT)

Model Number: LE-75PC88

Manufacturer: Xiamen Prima Technology Inc.

5.5. Operating Condition of EUT

5.5.1. Setup the EUT and simulator as shown as Section 5.1

5.5.2. Turn on the power of all equipment.

5.5.3. Let the EUT work in test mode and measure it.

5.6. Test Procedure

The EUT and its simulators are placed on a turntable, which is 0.8 meter high above ground. The turntable can rotate 360 degrees to determine the position of the maximum emission level. EUT is set 3.0 meters away from the receiving antenna, which is mounted on an antenna tower. The antenna can be moved up and down between 1.0 meter and 4 meters to find out the maximum emission level. Broadband antenna (calibrated bilog antenna) is used as receiving antenna. Both horizontal and vertical polarizations of the antenna are set on measurement. In order to find the maximum emission levels, all of the interface cables must be manipulated according to ANSI C63.4: 2014 on radiated emission measurement.

The bandwidth of the EMI test receiver (R&S ESCS30) is set at 120kHz.

The frequency range from 30MHz to 6000MHz is checked.

Note: The EUT highest operating frequency provided by Manufacturer is 1.2GHz, the radiated emission measurement shall be made up to 6 GHz.

Highest frequency generated or used in the device or on which the device operates or tunes (MHz)	Upper frequency of measurement range (MHz)
Below 1.705	30.
1.705–108	1000.
108–500	2000.
500–1000	5000.
Above 1000	5th harmonic of the highest frequency or 40 GHz, whichever is lower.

5.7. Radiated Emission Noise Measurement Result

PASS.

The frequency range from 30MHz to 6000MHz is investigated.

Emissions attenuated more than 20 dB below the permissible value are not reported.

The spectral diagrams are attached as below.

Below 1GHz



ACCURATE TECHNOLOGY CO., LTD.

F1,Bldg,A,Changyuan New Material Port Keyuan Rd,
Science & Industry Park,Nanshan Shenzhen,P.R.China

Site: 1# Chamber
Tel:+86-0755-26503290
Fax:+86-0755-26503396

Job No.: Ricky 2016 #226
Standard: FCC Class B 3M Radiated
Test item: Radiation Test
Temp.(C)/Hum.(%) 25 C / 55 %
EUT: Interactive Flat Panel
Mode: USB IN
Model: LE-75PC88
Manufacturer: Prima

Polarization: Horizontal
Power Source: AC 120V/60Hz
Date: 2016/04/11
Time: 15:17:13
Engineer Signature: Ricky
Distance: 3m

Note: Report No.:ATE20160586



No.	Freq. (MHz)	Reading (dBuV/m)	Factor (dB)	Result (dBuV/m)	Limit (dBuV/m)	Margin (dB)	Detector	Height (cm)	Degree (deg.)	Remark
1	31.8465	50.40	-17.06	33.34	40.00	-6.66	QP			
2	147.3560	61.60	-22.27	39.33	43.50	-4.17	QP			
3	159.7586	61.16	-21.36	39.80	43.50	-3.70	QP			



ACCURATE TECHNOLOGY CO., LTD.

F1,Bldg,A,Changyuan New Material Port Keyuan Rd,
Science & Industry Park,Nanshan Shenzhen,P.R.China

Site: 1# Chamber

Tel:+86-0755-26503290

Fax:+86-0755-26503396

Job No.: Ricky 2016 #227

Standard: FCC Class B 3M Radiated

Test item: Radiation Test

Temp.(C)/Hum.(%) 25 C / 55 %

EUT: Interactive Flat Panel

Mode: USB IN

Model: LE-75PC88

Manufacturer: Prima

Polarization: Vertical

Power Source: AC 120V/60Hz

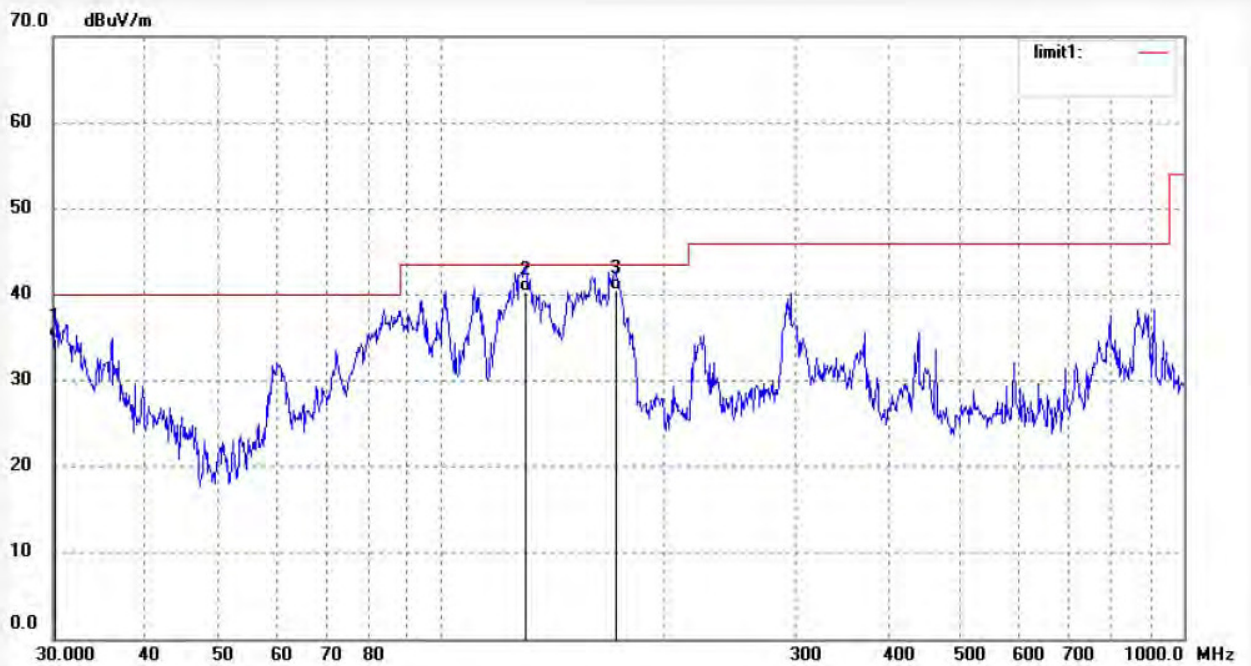
Date: 2016/04/11

Time: 15:18:01

Engineer Signature: Ricky

Distance: 3m

Note: Report No.:ATE20160586



No.	Freq. (MHz)	Reading (dBuV/m)	Factor (dB)	Result (dBuV/m)	Limit (dBuV/m)	Margin (dB)	Detector	Height (cm)	Degree (deg.)	Remark
1	30.2116	51.81	-16.83	34.98	40.00	-5.02	QP			
2	129.8477	62.03	-21.72	40.31	43.50	-3.19	QP			
3	171.9922	60.97	-20.50	40.47	43.50	-3.03	QP			

Job No.: Ricky 2016 #225
 Standard: FCC Class B 3M Radiated
 Test item: Radiation Test
 Temp.(C)/Hum.(%) 25 C / 55 %
 EUT: Interactive Flat Panel
 Mode: AV IN
 Model: LE-75PC88
 Manufacturer: Prima

Polarization: Horizontal
 Power Source: AC 120V/60Hz
 Date: 2016/04/11
 Time: 15:16:23
 Engineer Signature: Ricky
 Distance: 3m

Note: Report No.:ATE20160586

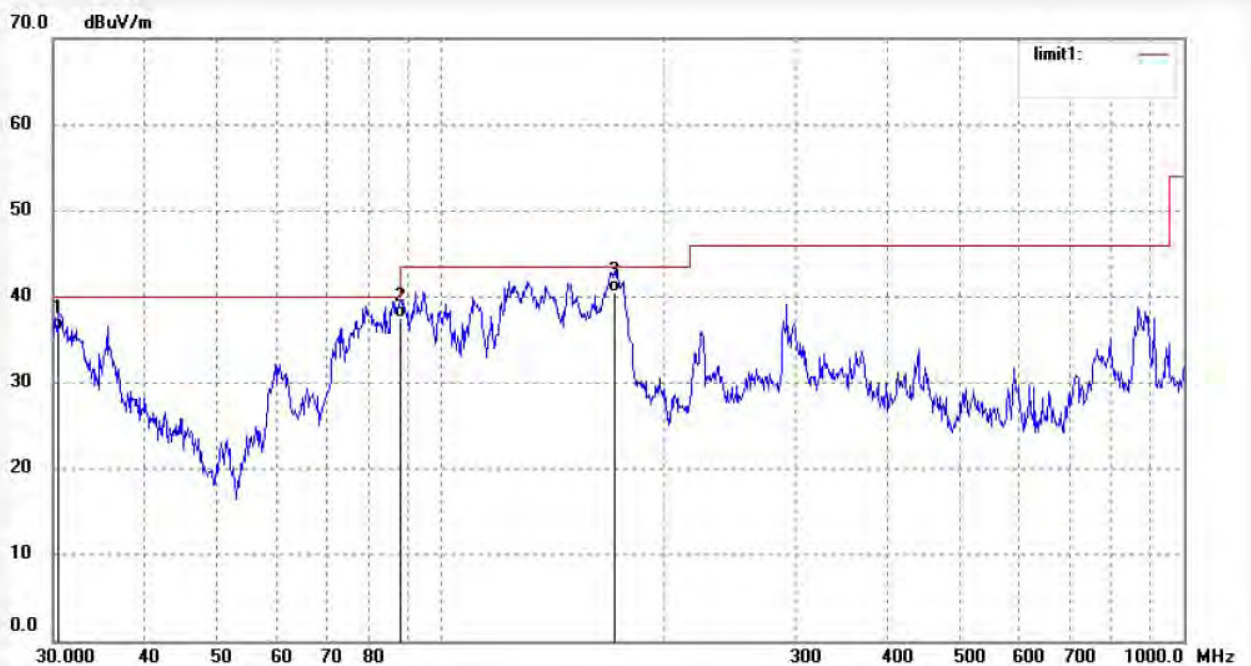


No.	Freq. (MHz)	Reading (dBuV/m)	Factor (dB)	Result (dBuV/m)	Limit (dBuV/m)	Margin (dB)	Detector	Height (cm)	Degree (deg.)	Remark
1	32.2972	52.40	-17.13	35.27	40.00	-4.73	QP			
2	127.1390	57.82	-21.63	36.19	43.50	-7.31	QP			
3	146.8392	61.41	-22.28	39.13	43.50	-4.37	QP			

Job No.: Ricky 2016 #224
 Standard: FCC Class B 3M Radiated
 Test item: Radiation Test
 Temp.(C)/Hum.(%) 25 C / 55 %
 EUT: Interactive Flat Panel
 Mode: AV IN
 Model: LE-75PC6
 Manufacturer: Prima

Polarization: Vertical
 Power Source: AC 120V/60Hz
 Date: 2016/04/11
 Time: 15:14:40
 Engineer Signature: Ricky
 Distance: 3m

Note: Report No.:ATE20160586



No.	Freq. (MHz)	Reading (dBuV/m)	Factor (dB)	Result (dBuV/m)	Limit (dBuV/m)	Margin (dB)	Detector	Height (cm)	Degree (deg.)	Remark
1	30.5317	52.95	-16.88	36.07	40.00	-3.93	QP			
2	88.2229	59.72	-22.11	37.61	43.50	-5.89	QP			
3	171.3890	61.00	-20.43	40.57	43.50	-2.93	QP			

Job No.: Ricky 2016 #222
 Standard: FCC Class B 3M Radiated
 Test item: Radiation Test
 Temp.(C)/Hum.(%) 25 C / 55 %
 EUT: Interactive Flat Panel
 Mode: VGA IN
 Model: LE-75PC88
 Manufacturer: Prima

Polarization: Horizontal
 Power Source: AC 120V/60Hz
 Date: 2016/04/11
 Time: 15:12:15
 Engineer Signature: Ricky
 Distance: 3m

Note: Report No.:ATE20160586



No.	Freq. (MHz)	Reading (dBuV/m)	Factor (dB)	Result (dBuV/m)	Limit (dBuV/m)	Margin (dB)	Detector	Height (cm)	Degree (deg.)	Remark
1	31.9586	50.67	-17.07	33.60	40.00	-6.40	QP			
2	129.3923	57.83	-21.71	36.12	43.50	-7.38	QP			
3	160.3209	60.94	-21.31	39.63	43.50	-3.87	QP			

Job No.: Ricky 2016 #223

Standard: FCC Class B 3M Radiated

Test item: Radiation Test

Temp.(C)/Hum.(%) 25 C / 55 %

EUT: Interactive Flat Panel

Mode: VGA IN

Model: LE-75PC88

Manufacturer: Prima

Polarization: Vertical

Power Source: AC 120V/60Hz

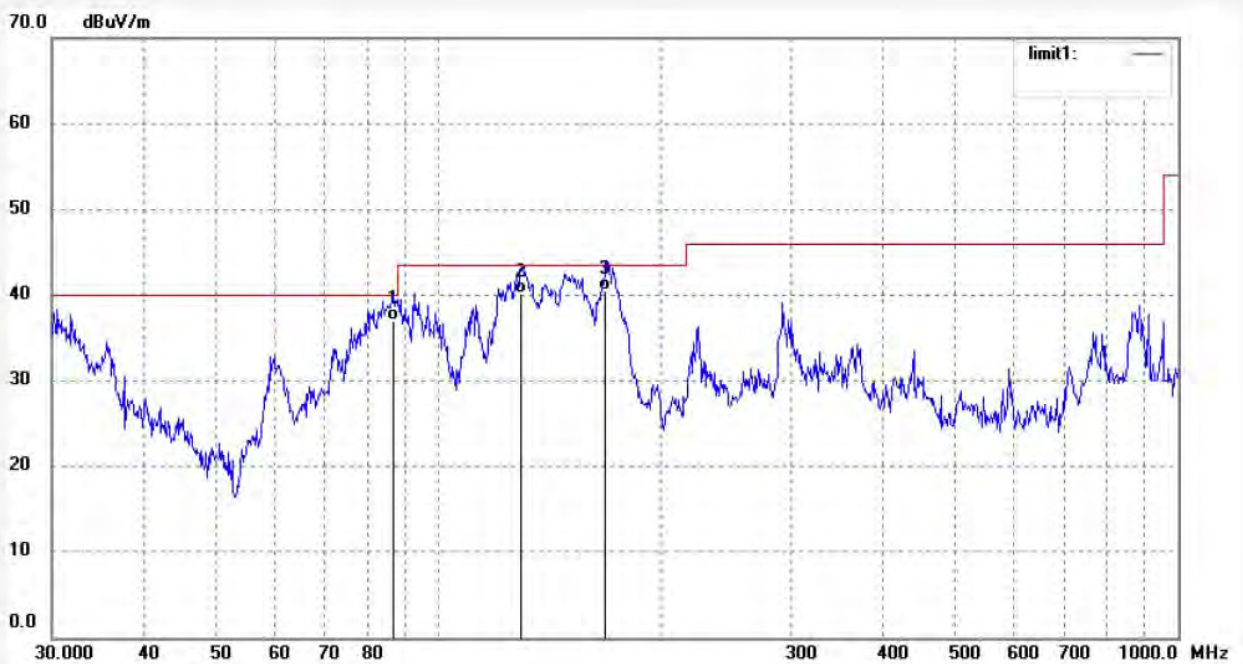
Date: 2016/04/11

Time: 15:13:12

Engineer Signature: Ricky

Distance: 3m

Note: Report No.:ATE20160586



No.	Freq. (MHz)	Reading (dBuV/m)	Factor (dB)	Result (dBuV/m)	Limit (dBuV/m)	Margin (dB)	Detector	Height (cm)	Degree (deg.)	Remark
1	86.9918	59.18	-22.24	36.94	40.00	-3.06	QP			
2	129.3923	61.91	-21.71	40.20	43.50	-3.30	QP			
3	168.4043	61.00	-20.45	40.55	43.50	-2.95	QP			

Job No.: Ricky 2016 #221
 Standard: FCC Class B 3M Radiated
 Test item: Radiation Test
 Temp.(C)/Hum.(%) 25 C / 55 %
 EUT: Interactive Flat Panel
 Mode: DP IN
 Model: LE-75PC88
 Manufacturer: Prima

Polarization: Horizontal
 Power Source: AC 120V/60Hz
 Date: 2016/04/11
 Time: 15:11:15
 Engineer Signature: Ricky
 Distance: 3m

Note: Report No.:ATE20160586



No.	Freq. (MHz)	Reading (dBuV/m)	Factor (dB)	Result (dBuV/m)	Limit (dBuV/m)	Margin (dB)	Detector	Height (cm)	Degree (deg.)	Remark
1	31.5126	47.85	-17.01	30.84	40.00	-9.16	QP			
2	128.4861	56.68	-21.67	35.01	43.50	-8.49	QP			
3	158.0835	61.32	-21.56	39.76	43.50	-3.74	QP			

Job No.: Ricky 2016 #220
 Standard: FCC Class B 3M Radiated
 Test item: Radiation Test
 Temp.(C)/Hum.(%) 25 C / 55 %
 EUT: Interactive Flat Panel
 Mode: DP IN
 Model: LE-75PC88
 Manufacturer: Prima

Polarization: Vertical
 Power Source: AC 120V/60Hz
 Date: 2016/04/11
 Time: 15:09:29
 Engineer Signature: Ricky
 Distance: 3m

Note: Report No.:ATE20160586

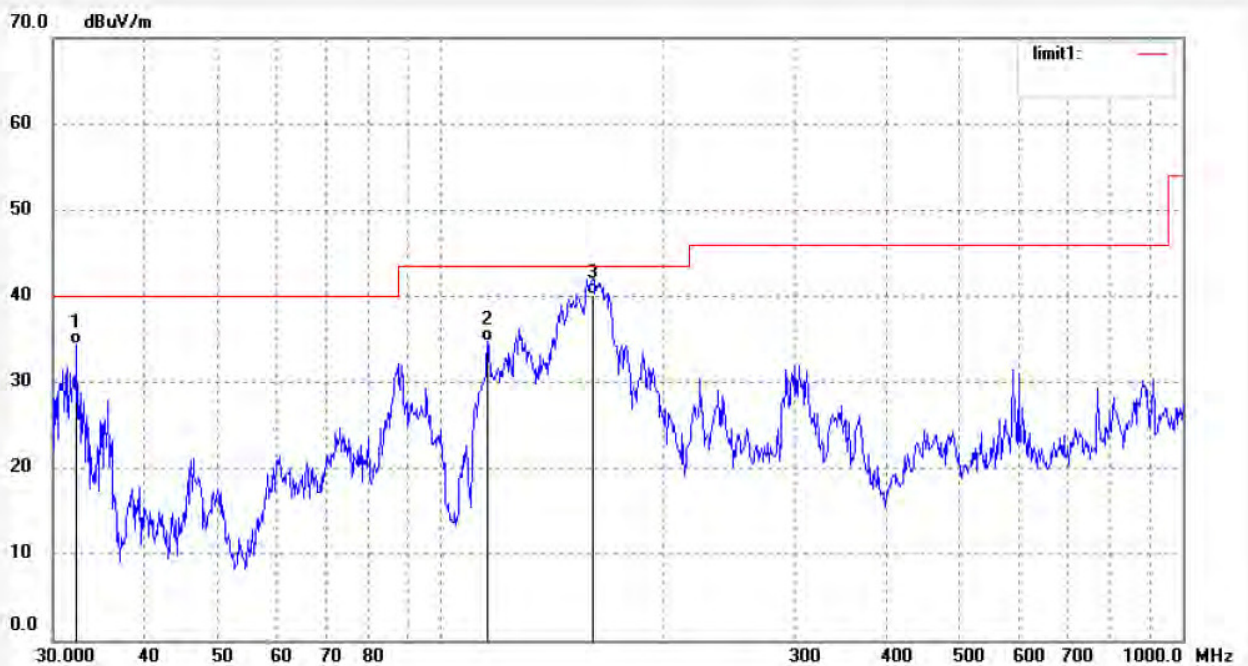


No.	Freq. (MHz)	Reading (dBuV/m)	Factor (dB)	Result (dBuV/m)	Limit (dBuV/m)	Margin (dB)	Detector	Height (cm)	Degree (deg.)	Remark
1	87.9136	58.34	-22.14	36.20	40.00	-3.80	QP			
2	127.1390	62.06	-21.63	40.43	43.50	-3.07	QP			
3	170.7878	61.09	-20.37	40.72	43.50	-2.78	QP			

Job No.: Ricky 2016 #218
 Standard: FCC Class B 3M Radiated
 Test item: Radiation Test
 Temp.(C)/Hum.(%) 25 C / 55 %
 EUT: Interactive Flat Panel
 Mode: HDMI IN
 Model: LE-75PC88
 Manufacturer: Prima

Polarization: Horizontal
 Power Source: AC 120V/60Hz
 Date: 2016/04/11
 Time: 15:07:29
 Engineer Signature: Ricky
 Distance: 3m

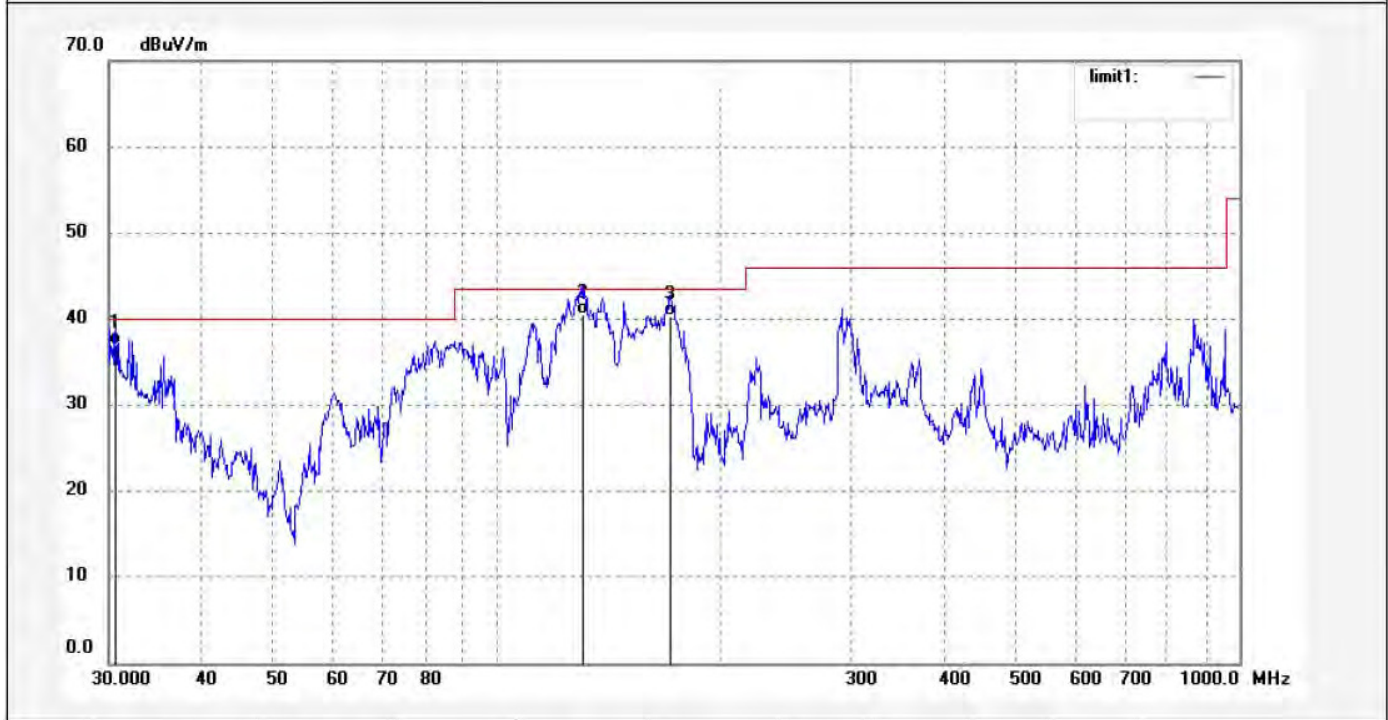
Note: Report No.:ATE20160586



No.	Freq. (MHz)	Reading (dBuV/m)	Factor (dB)	Result (dBuV/m)	Limit (dBuV/m)	Margin (dB)	Detector	Height (cm)	Degree (deg.)	Remark
1	32.2972	51.53	-17.13	34.40	40.00	-5.60	QP			
2	115.6322	55.97	-21.21	34.76	43.50	-8.74	QP			
3	160.3209	61.39	-21.31	40.08	43.50	-3.42	QP			

Job No.: Ricky 2016 #219	Polarization: Vertical
Standard: FCC Class B 3M Radiated	Power Source: AC 120V/60Hz
Test item: Radiation Test	Date: 2016/04/11
Temp.(C)/Hum.(%) 25 C / 55 %	Time: 15:08:08
EUT: Interactive Flat Panel	Engineer Signature: Ricky
Mode: HDMI IN	Distance: 3m
Model: LE-75PC88	
Manufacturer: Prima	

Note: Report No.:ATE20160586



No.	Freq. (MHz)	Reading (dBuV/m)	Factor (dB)	Result (dBuV/m)	Limit (dBuV/m)	Margin (dB)	Detector	Height (cm)	Degree (deg.)	Remark
1	30.6392	53.87	-16.89	36.98	40.00	-3.02	QP			
2	130.7634	62.20	-21.75	40.45	43.50	-3.05	QP			
3	171.3890	60.76	-20.43	40.33	43.50	-3.17	QP			

Above 1GHz



ACCURATE TECHNOLOGY CO., LTD.

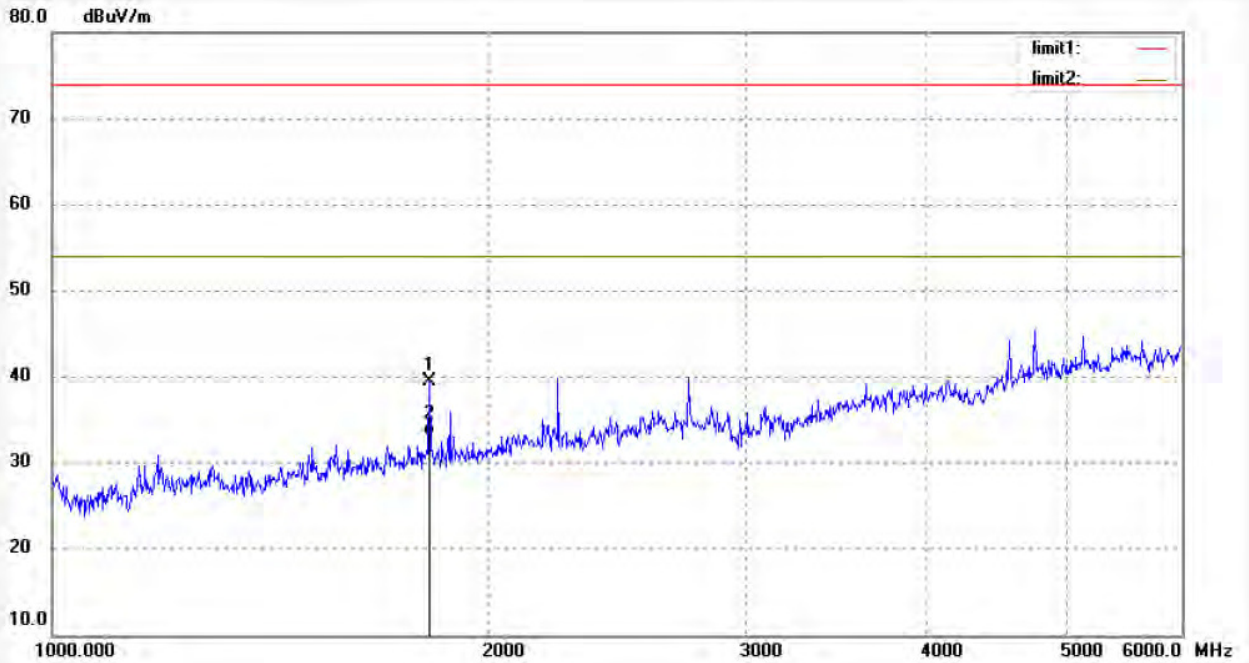
F1,Bldg,A,Changyuan New Material Port Keyuan Rd,
Science & Industry Park,Nanshan Shenzhen,P.R.China

Site: 1# Chamber
Tel:+86-0755-26503290
Fax:+86-0755-26503396

Job No.: Ricky 2016 #229
Standard: FCC PK
Test item: Radiation Test
Temp.(C)/Hum.(%) 25 C / 55 %
EUT: Interactive Flat Panel
Mode: USB IN
Model: LE-75PC88
Manufacturer: Prima

Polarization: Horizontal
Power Source: AC 120V/60Hz
Date: 2016/04/11
Time: 15:26:49
Engineer Signature: Ricky
Distance: 3m

Note: Report No.:ATE20160586



No.	Freq. (MHz)	Reading (dBuV/m)	Factor (dB)	Result (dBuV/m)	Limit (dBuV/m)	Margin (dB)	Detector	Height (cm)	Degree (deg.)	Remark
1	1819.306	49.36	-9.79	39.57	74.00	-34.43	peak			
2	1819.306	43.00	-9.79	33.21	54.00	-20.79	AVG			



ACCURATE TECHNOLOGY CO., LTD.

F1,Bldg,A,Changyuan New Material Port Keyuan Rd,
Science & Industry Park,Nanshan Shenzhen,P.R.China

Site: 1# Chamber

Tel:+86-0755-26503290

Fax:+86-0755-26503396

Job No.: Ricky 2016 #228

Standard: FCC PK

Test item: Radiation Test

Temp.(C)/Hum.(%) 25 C / 55 %

EUT: Interactive Flat Panel

Mode: USB IN

Model: LE-75PC88

Manufacturer: Prima

Polarization: Vertical

Power Source: AC 120V/60Hz

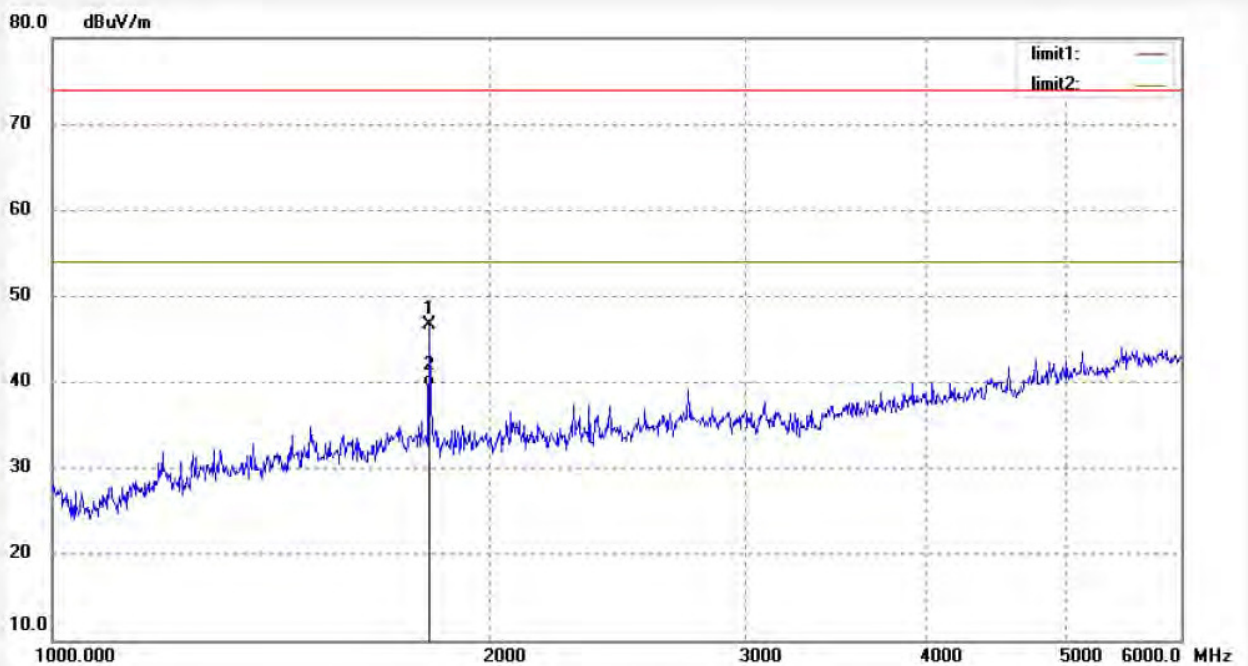
Date: 2016/04/11

Time: 15:22:34

Engineer Signature: Ricky

Distance: 3m

Note: Report No.:ATE20160586



No.	Freq. (MHz)	Reading (dBuV/m)	Factor (dB)	Result (dBuV/m)	Limit (dBuV/m)	Margin (dB)	Detector	Height (cm)	Degree (deg.)	Remark
1	1819.306	56.37	-9.79	46.58	74.00	-27.42	peak			
2	1819.306	49.30	-9.79	39.51	54.00	-14.49	AVG			



ACCURATE TECHNOLOGY CO., LTD.

F1,Bldg,A,Changyuan New Material Port Keyuan Rd,
Science & Industry Park,Nanshan Shenzhen,P.R.China

Site: 1# Chamber

Tel:+86-0755-26503290

Fax:+86-0755-26503396

Job No.: Ricky 2016 #230

Standard: FCC PK

Test item: Radiation Test

Temp.(C)/Hum.(%) 25 C / 55 %

EUT: Interactive Flat Panel

Mode: AV IN

Model: LE-75PC88

Manufacturer: Prima

Polarization: Horizontal

Power Source: AC 120V/60Hz

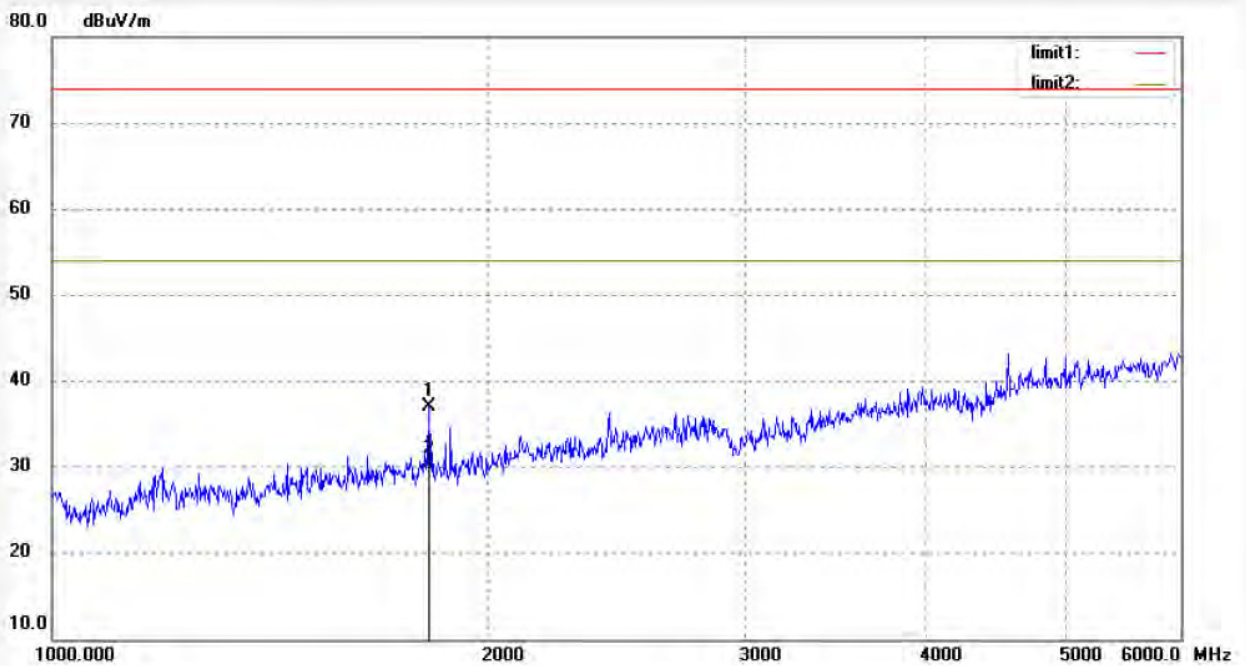
Date: 2016/04/11

Time: 15:28:20

Engineer Signature: Ricky

Distance: 3m

Note: Report No.:ATE20160586



No.	Freq. (MHz)	Reading (dBuV/m)	Factor (dB)	Result (dBuV/m)	Limit (dBuV/m)	Margin (dB)	Detector	Height (cm)	Degree (deg.)	Remark
1	1819.306	46.87	-9.79	37.08	74.00	-36.92	peak			
2	1819.306	39.54	-9.79	29.75	54.00	-24.25	AVG			



ACCURATE TECHNOLOGY CO., LTD.

F1,Bldg,A,Changyuan New Material Port Keyuan Rd,
Science & Industry Park,Nanshan Shenzhen,P.R.China

Site: 1# Chamber

Tel:+86-0755-26503290

Fax:+86-0755-26503396

Job No.: Ricky 2016 #231

Standard: FCC PK

Test item: Radiation Test

Temp.(C)/Hum.(%) 25 C / 55 %

EUT: Interactive Flat Panel

Mode: AV IN

Model: LE-75PC88

Manufacturer: Prima

Polarization: Vertical

Power Source: AC 120V/60Hz

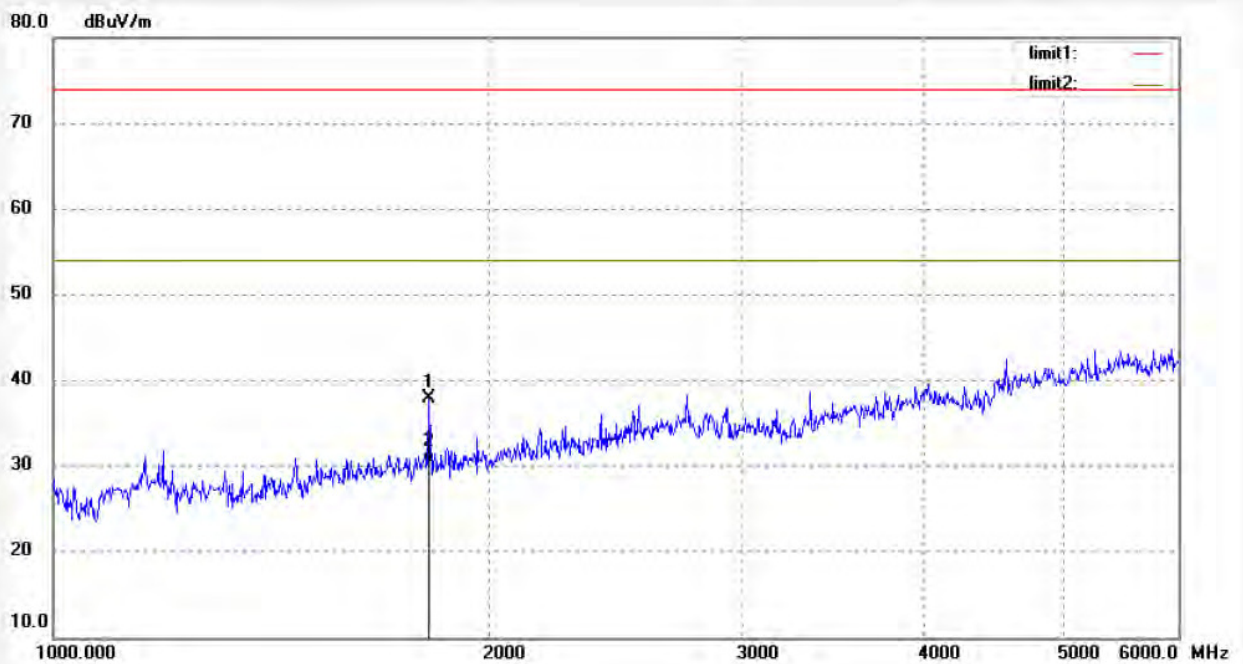
Date: 2016/04/11

Time: 15:29:40

Engineer Signature: Ricky

Distance: 3m

Note: Report No.:ATE20160586



No.	Freq. (MHz)	Reading (dBuV/m)	Factor (dB)	Result (dBuV/m)	Limit (dBuV/m)	Margin (dB)	Detector	Height (cm)	Degree (deg.)	Remark
1	1819.306	47.66	-9.79	37.87	74.00	-36.13	peak			
2	1819.306	40.11	-9.79	30.32	54.00	-23.68	AVG			

Job No.: Ricky 2016 #233

Standard: FCC PK

Test item: Radiation Test

Temp.(C)/Hum.(%) 25 C / 55 %

EUT: Interactive Flat Panel

Mode: VGA IN

Model: LE-75PC88

Manufacturer: Prima

Polarization: Horizontal

Power Source: AC 120V/60Hz

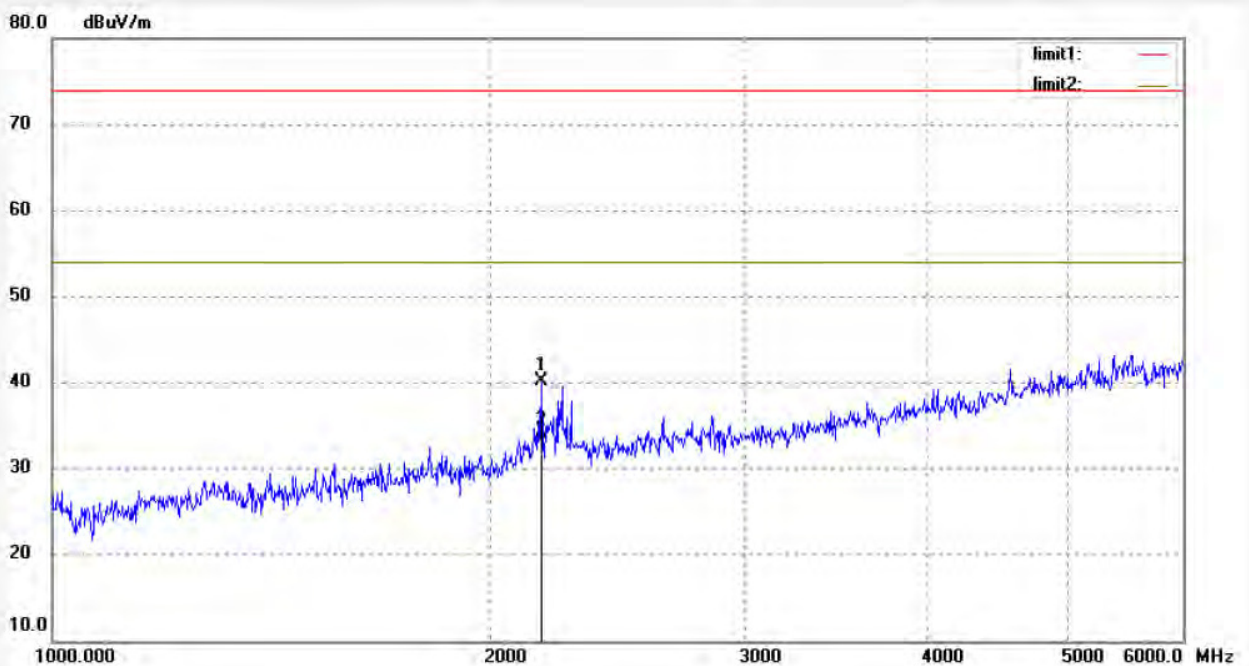
Date: 2016/04/11

Time: 15:33:09

Engineer Signature: Ricky

Distance: 3m

Note: Report No.:ATE20160586



No.	Freq. (MHz)	Reading (dBuV/m)	Factor (dB)	Result (dBuV/m)	Limit (dBuV/m)	Margin (dB)	Detector	Height (cm)	Degree (deg.)	Remark
1	2170.825	48.58	-8.35	40.23	74.00	-33.77	peak			
2	2170.825	41.54	-8.35	33.19	54.00	-20.81	AVG			



ACCURATE TECHNOLOGY CO., LTD.

F1,Bldg,A,Changyuan New Material Port Keyuan Rd,
Science & Industry Park,Nanshan Shenzhen,P.R.China

Site: 1# Chamber

Tel:+86-0755-26503290

Fax:+86-0755-26503396

Job No.: Ricky 2016 #232

Standard: FCC PK

Test item: Radiation Test

Temp.(C)/Hum.(%) 25 C / 55 %

EUT: Interactive Flat Panel

Mode: VGA IN

Model: LE-75PC88

Manufacturer: Prima

Polarization: Vertical

Power Source: AC 120V/60Hz

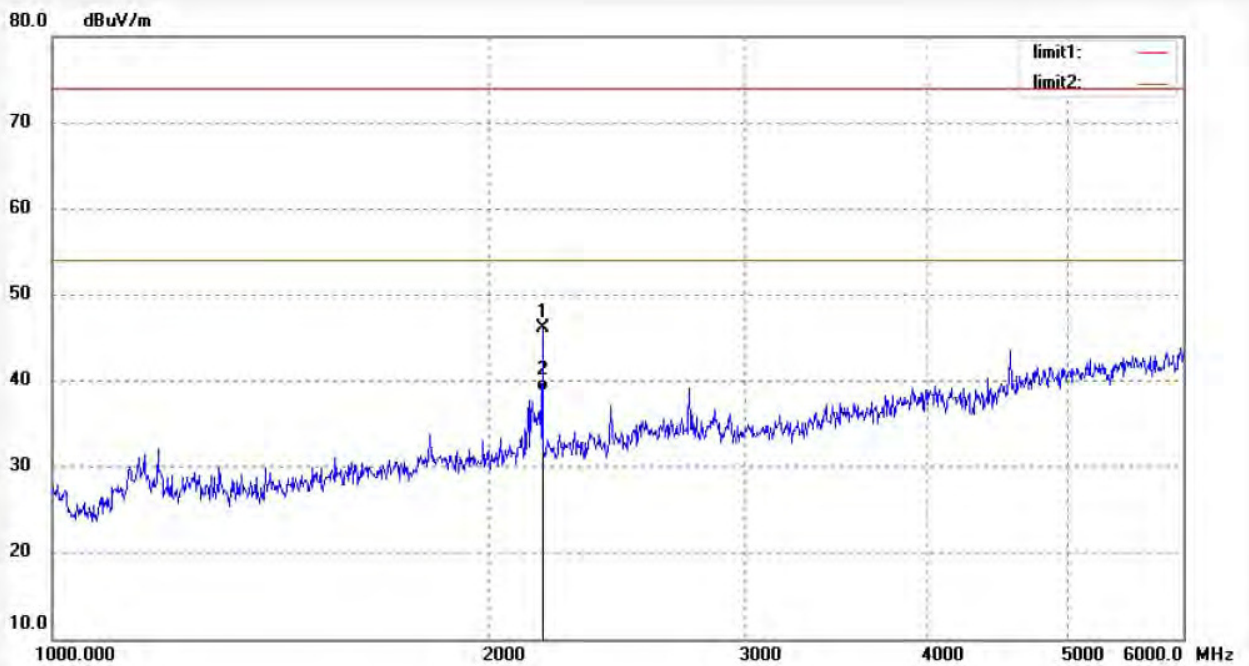
Date: 2016/04/11

Time: 15:31:53

Engineer Signature: Ricky

Distance: 3m

Note: Report No.:ATE20160586



No.	Freq. (MHz)	Reading (dBuV/m)	Factor (dB)	Result (dBuV/m)	Limit (dBuV/m)	Margin (dB)	Detector	Height (cm)	Degree (deg.)	Remark
1	2174.742	54.43	-8.33	46.10	74.00	-27.90	peak			
2	2174.742	47.12	-8.33	38.79	54.00	-15.21	AVG			



ACCURATE TECHNOLOGY CO., LTD.

F1,Bldg,A,Changyuan New Material Port Keyuan Rd,
Science & Industry Park,Nanshan Shenzhen,P.R.China

Site: 1# Chamber

Tel:+86-0755-26503290

Fax:+86-0755-26503396

Job No.: Ricky 2016 #234

Standard: FCC PK

Test item: Radiation Test

Temp.(C)/Hum.(%) 25 C / 55 %

EUT: Interactive Flat Panel

Mode: DP IN

Model: LE-75PC88

Manufacturer: Prima

Polarization: Horizontal

Power Source: AC 120V/60Hz

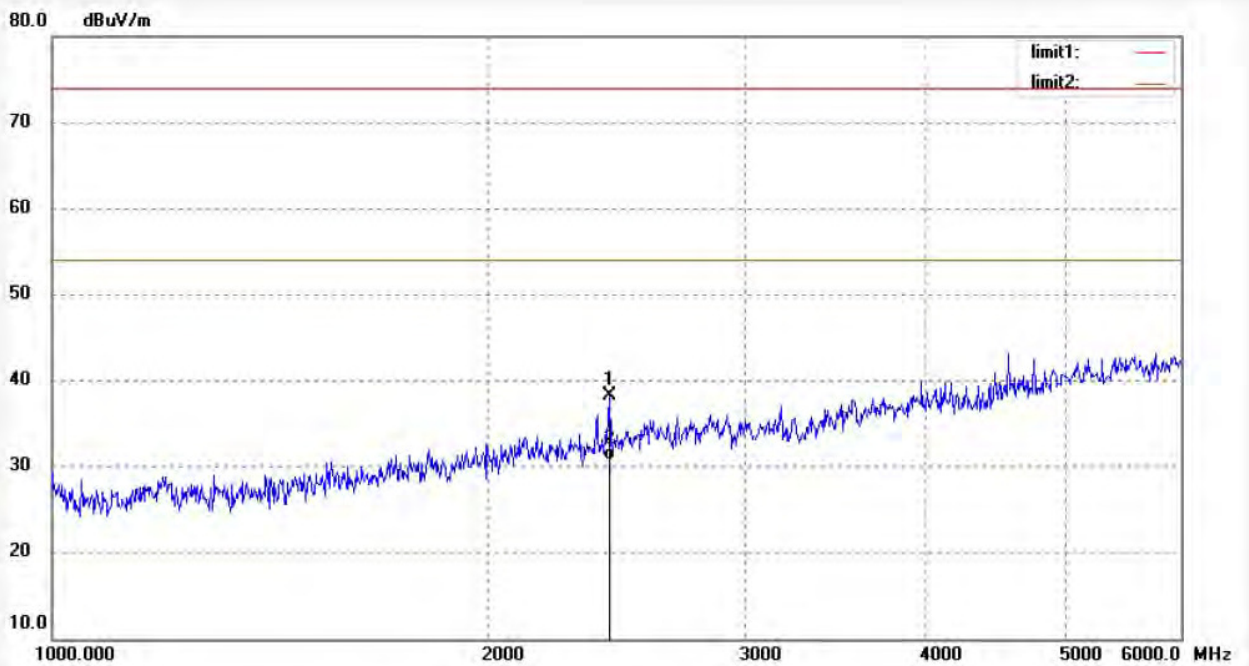
Date: 2016/04/11

Time: 15:34:25

Engineer Signature: Ricky

Distance: 3m

Note: Report No.:ATE20160586



No.	Freq. (MHz)	Reading (dBuV/m)	Factor (dB)	Result (dBuV/m)	Limit (dBuV/m)	Margin (dB)	Detector	Height (cm)	Degree (deg.)	Remark
1	2423.140	45.65	-7.43	38.22	74.00	-35.78	peak			
2	2423.140	38.21	-7.43	30.78	54.00	-23.22	AVG			



ACCURATE TECHNOLOGY CO., LTD.

F1,Bldg,A,Changyuan New Material Port Keyuan Rd,
Science & Industry Park,Nanshan Shenzhen,P.R.China

Report No.: ATE20160586

Page 62 of 75

Site: 1# Chamber

Tel:+86-0755-26503290

Fax:+86-0755-26503396

Job No.: Ricky 2016 #235

Standard: FCC PK

Test item: Radiation Test

Temp.(C)/Hum.(%) 25 C / 55 %

EUT: Interactive Flat Panel

Mode: DP IN

Model: LE-75PC88

Manufacturer: Prima

Polarization: Vertical

Power Source: AC 120V/60Hz

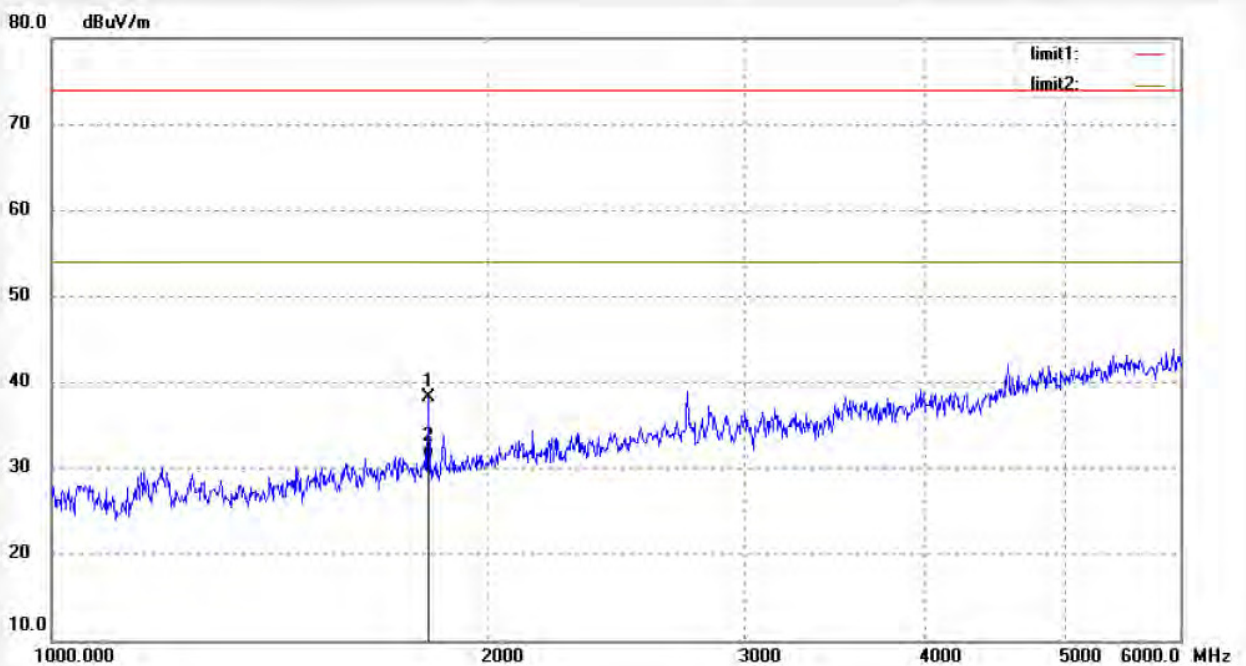
Date: 2016/04/11

Time: 15:36:20

Engineer Signature: Ricky

Distance: 3m

Note: Report No.:ATE20160586



No.	Freq. (MHz)	Reading (dBuV/m)	Factor (dB)	Result (dBuV/m)	Limit (dBuV/m)	Margin (dB)	Detector	Height (cm)	Degree (deg.)	Remark
1	1819.306	48.06	-9.79	38.27	74.00	-35.73	peak			
2	1819.306	41.01	-9.79	31.22	54.00	-22.78	AVG			



ACCURATE TECHNOLOGY CO., LTD.

F1,Bldg,A,Changyuan New Material Port Keyuan Rd,
Science & Industry Park,Nanshan Shenzhen,P.R.China

Site: 1# Chamber

Tel:+86-0755-26503290

Fax:+86-0755-26503396

Job No.: Ricky 2016 #237

Standard: FCC PK

Test item: Radiation Test

Temp.(C)/Hum.(%) 25 C / 55 %

EUT: Interactive Flat Panel

Mode: HDMI IN

Model: LE-75PC88

Manufacturer: Prima

Polarization: Horizontal

Power Source: AC 120V/60Hz

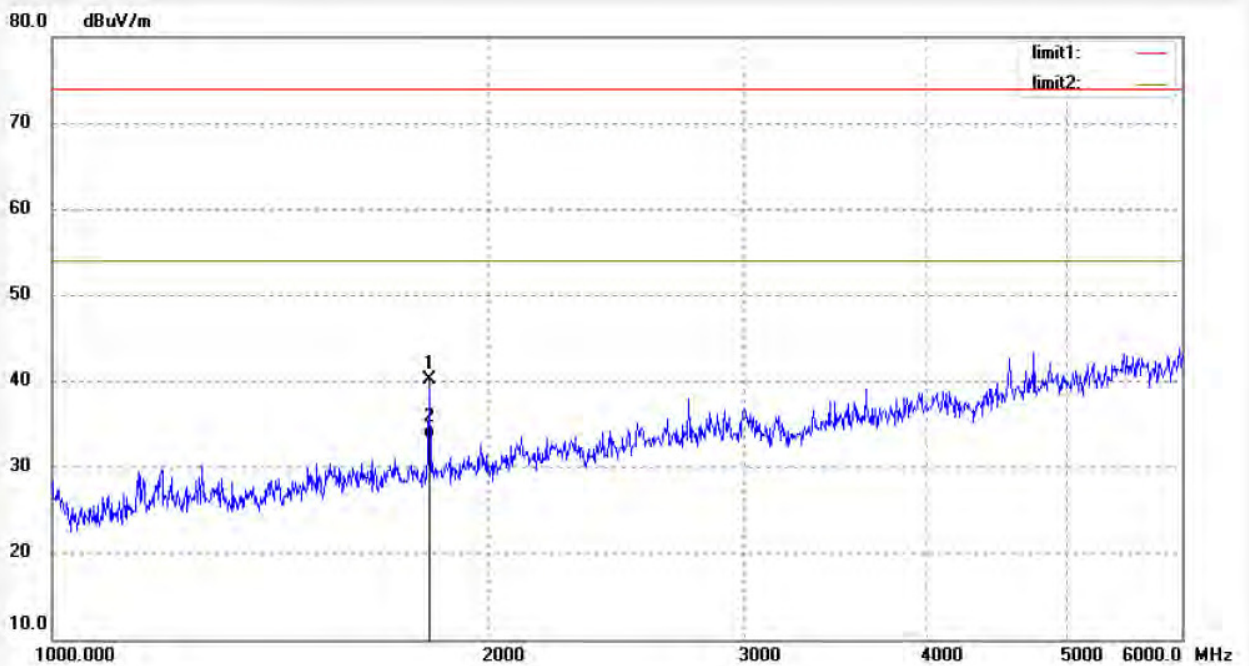
Date: 2016/04/11

Time: 15:38:57

Engineer Signature: Ricky

Distance: 3m

Note: Report No.:ATE20160586



No.	Freq. (MHz)	Reading (dBuV/m)	Factor (dB)	Result (dBuV/m)	Limit (dBuV/m)	Margin (dB)	Detector	Height (cm)	Degree (deg.)	Remark
1	1819.306	50.02	-9.79	40.23	74.00	-33.77	peak			
2	1819.306	43.12	-9.79	33.33	54.00	-20.67	AVG			



ACCURATE TECHNOLOGY CO., LTD.

F1,Bldg,A,Changyuan New Material Port Keyuan Rd,
Science & Industry Park,Nanshan Shenzhen,P.R.China

Site: 1# Chamber

Tel:+86-0755-26503290

Fax:+86-0755-26503396

Job No.: Ricky 2016 #236

Standard: FCC PK

Test item: Radiation Test

Temp.(C)/Hum.(%) 25 C / 55 %

EUT: Interactive Flat Panel

Mode: HDMI IN

Model: LE-75PC88

Manufacturer: Prima

Polarization: Vertical

Power Source: AC 120V/60Hz

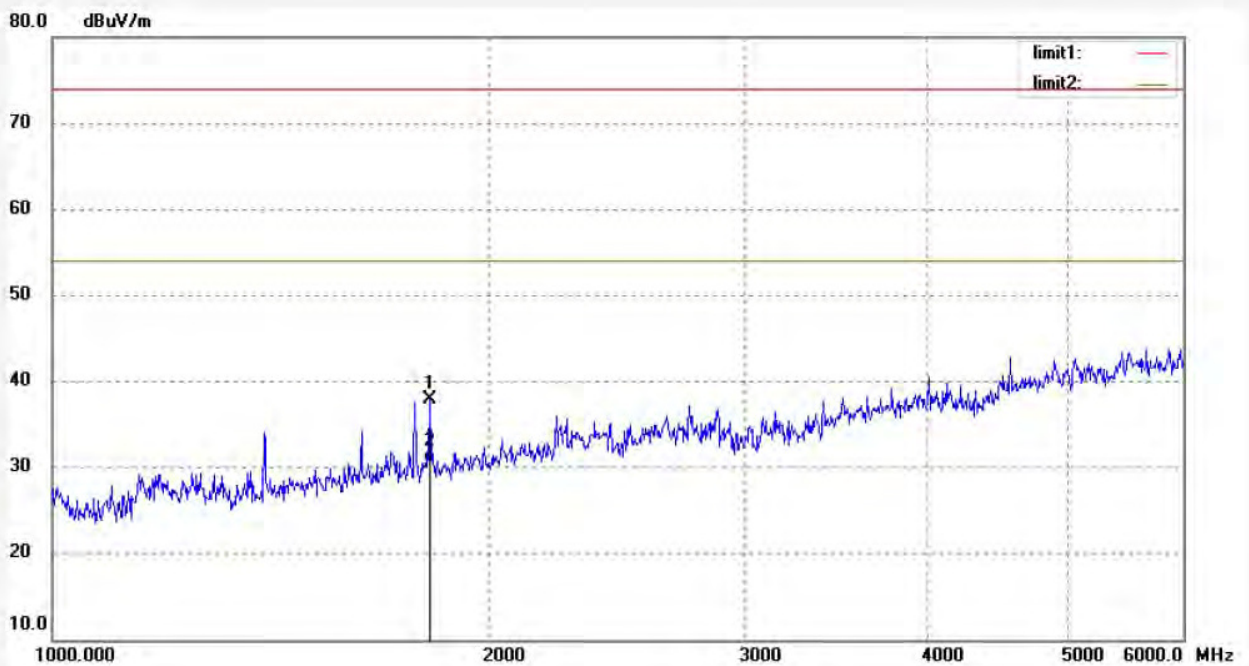
Date: 2016/04/11

Time: 15:37:45

Engineer Signature: Ricky

Distance: 3m

Note: Report No.:ATE20160586



No.	Freq. (MHz)	Reading (dBuV/m)	Factor (dB)	Result (dBuV/m)	Limit (dBuV/m)	Margin (dB)	Detector	Height (cm)	Degree (deg.)	Remark
1	1819.306	47.71	-9.79	37.92	74.00	-36.08	peak			
2	1819.306	40.36	-9.79	30.57	54.00	-23.43	AVG			

6. PHOTOGRAPHS

6.1.Photos of Radiated Emission Measurement



6.2.Photo of Conducted Emission Measurement



6.3.Photo of EUT





