

APPLICATION FOR VERIFICATION
On Behalf of
Xiamen Prima Technology Inc.

Interactive Flat Panel
Model No.: LE-70P*** (* can be A~Z, 0~9 instead)

FCC ID: 2ADID-LE-70PA88

Prepared for : Xiamen Prima Technology Inc.
Address : No.178, Xinfeng Road, Xiamen, Fujian, P.R.China

Prepared by : Accurate Technology Co., Ltd.
Address : F1, Bldg. A&D, Changyuan New Material Port, Keyuan Rd., Science & Industry Park, Nanshan District, Shenzhen 518057, P.R. China

Tel: +86-755-26503290
Fax: +86-755-26503396

Report No. : ATE20142059
Date of Test : October 23, 2014
Date of Report : October 28, 2014

TABLE OF CONTENTS

Description	Page
Test Report Declaration	
1. TEST RESULTS SUMMARY	4
2. GENERAL INFORMATION	5
2.1. Product of Device (EUT)	5
2.2. Accessory and Auxiliary Equipment.....	5
2.3. Description of Test Facility	6
2.4. Measurement Uncertainty.....	6
3. POWER LINE CONDUCTED MEASUREMENT.....	7
3.1. For Power Line Conducted Emission.....	7
3.2. Block Diagram of Test Setup	8
3.3. Power Line Conducted Emission Measurement Limits (Class B)	8
3.4. Configuration of EUT on Measurement	9
3.5. Operating Condition of EUT	9
3.6. Test Procedure	9
3.7. Power Line Conducted Emission Measurement Results.....	10
4. RADIATED EMISSION MEASUREMENT	31
4.1. For Radiated Emission Measurement	31
4.2. Block Diagram of Test Setup	32
4.3. Radiated Emission Limit (Class B).....	32
4.4. EUT Configuration on Measurement	33
4.5. Operating Condition of EUT	33
4.6. Test Procedure	33
4.7. Radiated Emission Noise Measurement Result.....	34
5. PHOTOGRAPHS.....	74
5.1. Photos of Power Line Conducted Measurement	74
5.2. Photos of Radiated Measurement.....	74
5.3. Photo of EUT	76

Test Report Declaration

Applicant : Xiamen Prima Technology Inc.
Manufacturer : Xiamen Prima Technology Inc.
Product : Interactive Flat Panel
(A) Model No.: LE-70P*** (* can be A~Z, 0~9 instead)
(B) Rating: AC 100-240V; 50/60Hz
(C) Trade Mark: PRIMA


Measurement Procedure Used:


FCC Rules and Regulations Part 15 Subpart B Class B & ANSI C63.4: 2009

The device described above is tested by Accurate Technology Co., Ltd. to determine the maximum emission levels emanating from the device. The maximum emission levels are compared to the FCC Part 15 Subpart B Class B limits both radiated and conducted emissions. The measurement results are contained in this test report and Accurate Technology Co., Ltd. is assumed full responsibility for the accuracy and completeness of these measurements. Also, this report shows that the Equipment Under Test (EUT) is to be technically compliant with the FCC requirements.

This report applies to above tested sample only. This report shall not be reproduced in part without written approval of Accurate Technology Co., Ltd.

Date of Test : October 23, 2014
Date of Report : October 28, 2014

Prepared by : 
(Bob.Wang, Engineer)

Approved & Authorized Signer : 
(Sean Liu, Manager)

1. TEST RESULTS SUMMARY

Test Items	Test Standard	Test Results
Power Line Conducted Emission	FCC Part 15 Subpart B	Pass
Radiated Emission	FCC Part 15 Subpart B	Pass

2. GENERAL INFORMATION

2.1.Product of Device (EUT)

Product	:	Interactive Flat Panel
Model No.	:	LE-70P*** (* can be A~Z, 0~9 instead) (We hereby state that these models are identical in interior structure, electrical circuits and components, and just model names are different for the marketing requirement.The EMC test model is LE-70PA88)
Rating	:	AC 100-240V; 50/60Hz
Trade Mark	:	PRIMA
Applicant	:	Xiamen Prima Technology Inc.
Address	:	No.178, Xinfeng Road, Xiamen, Fujian, P.R.China
Manufacturer	:	Xiamen Prima Technology Inc.
Address	:	No.178, Xinfeng Road, Xiamen, Fujian, P.R.China
Date of sample received	:	October 21, 2014
Date of Test	:	October 23, 2014

2.2.Accessory and Auxiliary Equipment

N/A

2.3. Description of Test Facility

EMC Lab : Accredited by TUV Rheinland Shenzhen, May 10, 2004

Listed by FCC
The Registration Number is 253065

Listed by FCC
The Registration Number is 752051

Listed by Industry Canada
The Registration Number is 5077A-1

Listed by Industry Canada
The Registration Number is 5077A-2

Accredited by China National Accreditation Committee for Laboratories
The Certificate Registration Number is L3193

Name of Firm : Accurate Technology Co., Ltd.
Site Location : F1, Bldg. A&D, Changyuan New Material Port, Keyuan Rd., Science & Industry Park, Nanshan District, Shenzhen 518057, P.R. China

2.4. Measurement Uncertainty

Conducted emission expanded uncertainty : U=2.23dB, k=2

Power disturbance expanded uncertainty : U=2.92dB, k=2

Radiated emission expanded uncertainty : U=3.08dB, k=2
(9kHz-30MHz)

Radiated emission expanded uncertainty : U=4.42dB, k=2
(30MHz-1000MHz)

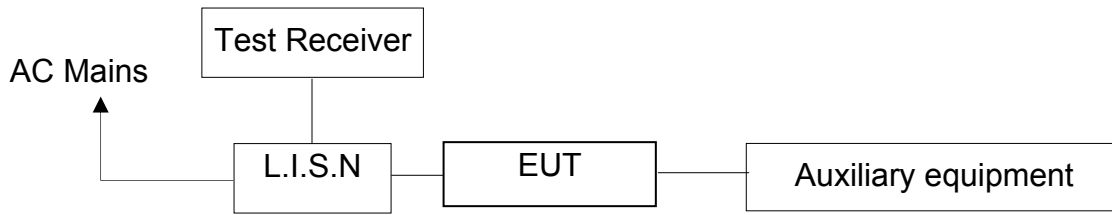
Radiated emission expanded uncertainty : U=4.06dB, k=2
(Above 1GHz)

3. POWER LINE CONDUCTED MEASUREMENT

3.1. For Power Line Conducted Emission

Item	Equipment	Manufacturer	Model No.	Serial No.	Last Cal.	Cal. Interval
1.	Test Receiver	Rohde & Schwarz	ESCS30	100307	Jan. 11, 2014	1 Year
2.	Test Receiver	Rohde & Schwarz	ESPI3	100396/003	Jan. 11, 2014	1 Year
3.	Test Receiver	Rohde & Schwarz	ESPI3	101526/003	Jan. 11, 2014	1 Year
4.	L.I.S.N.	Schwarzbeck	NLSK8126	8126431	Jan. 11, 2014	1 Year
5.	L.I.S.N.	Rohde & Schwarz	ESH3-Z5	100305	Jan. 11, 2014	1 Year
6.	L.I.S.N.	Rohde & Schwarz	ESH3-Z5	100310	Jan. 11, 2014	1 Year
7.	L.I.S.N.	Rohde & Schwarz	ESH3-Z6	100132	Jan. 11, 2014	1 Year
8.	L.I.S.N.	Rohde & Schwarz	ESH3-Z6	100979	Jan. 11, 2014	1 Year
9.	Pulse Limiter	Rohde & Schwarz	ESH3-Z2	100305	Jan. 11, 2014	1 Year
10.	Pulse Limiter	Rohde & Schwarz	ESH3-Z2	100312	Jan. 11, 2014	1 Year
11.	Pulse Limiter	Rohde & Schwarz	ESH3-Z2	100815	Jan. 11, 2014	1 Year
12.	50Ω Coaxial Switch	Anritsu Corp	MP59B	620028393 6	Jan. 11, 2014	1 Year
13.	50Ω Coaxial Switch	Anritsu Corp	MP59B	620028393 3	Jan. 11, 2014	1 Year
14.	50Ω Coaxial Switch	Anritsu Corp	MP59B	620050647 4	Jan. 11, 2014	1 Year
15.	VOLTAGE PROBE	Schwarzbeck	TK9416	N/A	Jan. 11, 2014	1 Year
16.	RF CURRENT PROBE	Rohde & Schwarz	EZ-17	100048	Jan. 11, 2014	1 Year
17.	8-Wire Impedance Stabilisation Network	Schwarzbeck	CAT5 8158	8158-0035	Jan. 11, 2014	1 Year
18.	RF Coaxial Cable	SUHNER	N-2m	No.2	Jan. 11, 2014	1 Year
19.	RF Coaxial Cable	SUHNER	N-2m	No.3	Jan. 11, 2014	1 Year
20.	RF Coaxial Cable	SUHNER	N-2m	No.14	Jan. 11, 2014	1 Year

3.2. Block Diagram of Test Setup



(EUT: Interactive Flat Panel)

3.3. Power Line Conducted Emission Measurement Limits (Class B)

Frequency MHz	Limits dB(μV)	
	Quasi-peak Level	Average Level
0.15—0.50	66—56*	56—46*
0.50—5.00	56	46
5.00—30.0	60	50

Notes: 1. *Decreasing linearly with logarithm of frequency.
2. The lower limit shall apply at the transition frequencies.

3.4. Configuration of EUT on Measurement

The following equipments are installed on Power Line Conducted Emission Measurement to meet the commission requirement and operating regulations in a manner, which tends to maximize its emission characteristics in a normal application.

3.4.1. Interactive Flat Panel (EUT)

Model Number: LE-70PA88

Serial Number: N/A

Manufacturer: Xiamen Prima Technology Inc.

3.5. Operating Condition of EUT

3.5.1. Setup the EUT and simulator as shown as Section 3.2.

3.5.2. Turn on the power of all equipment.

3.5.3. Let the EUT work in test mode (TV, AV, USB, HDMI, VGA, WAN) and measure it.

3.6. Test Procedure

The EUT is put on the plane 0.8m high above the ground by insulating support and is connected to the power mains through a line impedance stabilization network (L.I.S.N.). This provides a 50ohm coupling impedance for the EUT system. Please refer the block diagram of the test setup and photographs. Both sides of DC lines are checked to find out the maximum conducted emission. In order to find the maximum emission levels, the relative positions of equipment and all of the interface cables shall be changed according to ANSI C63.4: 2009 on Conducted Emission Measurement.

The bandwidth of test receiver (R & S ESCS30) is set at 9kHz.

The frequency range from 150kHz to 30MHz is checked.

3.7. Power Line Conducted Emission Measurement Results

PASS.

Test Mode: TV								
Antenna terminal non-connected to earth								
MEASUREMENT RESULT: "FCC001_fin"								
2014-10-23 16:15								
Frequency	Level	Transd	Limit	Margin	Detector	Line	PE	
MHz	dBµV	dB	dBµV	dB				
0.576000	46.80	11.5	56	9.2	QP	L1	GND	
0.908000	44.00	11.6	56	12.0	QP	L1	GND	
7.503500	42.40	11.8	60	17.6	QP	L1	GND	
MEASUREMENT RESULT: "FCC001_fin2"								
2014-10-23 16:15								
Frequency	Level	Transd	Limit	Margin	Detector	Line	PE	
MHz	dBµV	dB	dBµV	dB				
0.494000	35.30	11.5	46	10.8	AV	L1	GND	
0.898000	30.90	11.6	46	15.1	AV	L1	GND	
7.463000	35.50	11.8	50	14.5	AV	L1	GND	
MEASUREMENT RESULT: "FCC002_fin"								
2014-10-23 16:18								
Frequency	Level	Transd	Limit	Margin	Detector	Line	PE	
MHz	dBµV	dB	dBµV	dB				
0.672000	46.50	11.5	56	9.5	QP	N	GND	
1.070000	45.40	11.6	56	10.6	QP	N	GND	
12.980000	43.60	11.9	60	16.4	QP	N	GND	
MEASUREMENT RESULT: "FCC002_fin2"								
2014-10-23 16:18								
Frequency	Level	Transd	Limit	Margin	Detector	Line	PE	
MHz	dBµV	dB	dBµV	dB				
0.576000	35.20	11.5	46	10.8	AV	N	GND	
0.902000	32.40	11.6	46	13.6	AV	N	GND	
14.276000	34.00	11.9	50	16.0	AV	N	GND	

Test Mode: TV								
Antenna terminal connected to earth								
MEASUREMENT RESULT: "FCC003_fin"								
2014-10-23 16:20								
Frequency	Level	Transd	Limit	Margin	Detector	Line	PE	
MHz	dBµV	dB	dBµV	dB				
0.756000	46.30	11.5	56	9.7	QP	N	GND	
1.066000	45.70	11.6	56	10.3	QP	N	GND	
13.259000	43.50	11.9	60	16.5	QP	N	GND	
MEASUREMENT RESULT: "FCC003_fin2"								
2014-10-23 16:20								
Frequency	Level	Transd	Limit	Margin	Detector	Line	PE	
MHz	dBµV	dB	dBµV	dB				
0.492000	35.90	11.5	46	10.2	AV	N	GND	
0.900000	32.20	11.6	46	13.8	AV	N	GND	
13.776500	34.10	11.9	50	15.9	AV	N	GND	
MEASUREMENT RESULT: "FCC004_fin"								
2014-10-23 16:22								
Frequency	Level	Transd	Limit	Margin	Detector	Line	PE	
MHz	dBµV	dB	dBµV	dB				
0.574000	47.10	11.5	56	8.9	QP	L1	GND	
1.066000	45.10	11.6	56	10.9	QP	L1	GND	
14.213000	40.30	11.9	60	19.7	QP	L1	GND	
MEASUREMENT RESULT: "FCC004_fin2"								
2014-10-23 16:22								
Frequency	Level	Transd	Limit	Margin	Detector	Line	PE	
MHz	dBµV	dB	dBµV	dB				
0.412000	36.20	11.3	48	11.4	AV	L1	GND	
0.900000	31.50	11.6	46	14.5	AV	L1	GND	
7.269500	36.00	11.8	50	14.0	AV	L1	GND	

Test Mode: AV								
MEASUREMENT RESULT: "FCC005_fin"								
2014-10-23 16:24								
Frequency	Level	Transd	Limit	Margin	Detector	Line	PE	
MHz	dBµV	dB	dBµV	dB				
0.674000	46.60	11.5	56	9.4	QP	L1	GND	
0.944000	42.60	11.6	56	13.4	QP	L1	GND	
7.346000	42.90	11.8	60	17.1	QP	L1	GND	
MEASUREMENT RESULT: "FCC005_fin2"								
2014-10-23 16:24								
Frequency	Level	Transd	Limit	Margin	Detector	Line	PE	
MHz	dBµV	dB	dBµV	dB				
0.666000	34.60	11.5	46	11.4	AV	L1	GND	
0.912000	30.30	11.6	46	15.7	AV	L1	GND	
7.463000	35.70	11.8	50	14.3	AV	L1	GND	
MEASUREMENT RESULT: "FCC006_fin"								
2014-10-23 16:27								
Frequency	Level	Transd	Limit	Margin	Detector	Line	PE	
MHz	dBµV	dB	dBµV	dB				
0.754000	46.80	11.5	56	9.2	QP	N	GND	
0.994000	44.80	11.6	56	11.2	QP	N	GND	
13.389500	42.70	11.9	60	17.3	QP	N	GND	
MEASUREMENT RESULT: "FCC006_fin2"								
2014-10-23 16:27								
Frequency	Level	Transd	Limit	Margin	Detector	Line	PE	
MHz	dBµV	dB	dBµV	dB				
0.500000	35.70	11.5	46	10.3	AV	N	GND	
1.164000	30.80	11.6	46	15.2	AV	N	GND	
13.925000	34.60	11.9	50	15.4	AV	N	GND	

Test Mode: USB Playing

MEASUREMENT RESULT: "FCC009_fin"

2014-10-23 16:35

Frequency MHz	Level dBµV	Transd dB	Limit dBµV	Margin dB	Detector	Line	PE
0.582000	47.20	11.5	56	8.8	QP	L1	GND
1.076000	44.70	11.6	56	11.3	QP	L1	GND
7.404500	42.90	11.8	60	17.1	QP	L1	GND

MEASUREMENT RESULT: "FCC009_fin2"

2014-10-23 16:35

Frequency MHz	Level dBµV	Transd dB	Limit dBµV	Margin dB	Detector	Line	PE
0.582000	34.90	11.5	46	11.1	AV	L1	GND
1.162000	30.10	11.6	46	15.9	AV	L1	GND
7.364000	36.60	11.8	50	13.4	AV	L1	GND

MEASUREMENT RESULT: "FCC010_fin"

2014-10-23 16:37

Frequency MHz	Level dBµV	Transd dB	Limit dBµV	Margin dB	Detector	Line	PE
0.752000	46.90	11.5	56	9.1	QP	N	GND
1.078000	45.90	11.6	56	10.1	QP	N	GND
13.335500	43.30	11.9	60	16.7	QP	N	GND

MEASUREMENT RESULT: "FCC010_fin2"

2014-10-23 16:37

Frequency MHz	Level dBµV	Transd dB	Limit dBµV	Margin dB	Detector	Line	PE
0.500000	35.70	11.5	46	10.3	AV	N	GND
1.084000	29.90	11.6	46	16.1	AV	N	GND
14.807000	34.10	11.9	50	15.9	AV	N	GND

Test Mode: HDMI IN

MEASUREMENT RESULT: "FCC011_fin"

2014-10-23 16:39

Frequency MHz	Level dBµV	Transd dB	Limit dBµV	Margin dB	Detector	Line	PE
0.664000	47.60	11.5	56	8.4	QP	N	GND
1.162000	45.20	11.6	56	10.8	QP	N	GND
13.376000	43.00	11.9	60	17.0	QP	N	GND

MEASUREMENT RESULT: "FCC011_fin2"

2014-10-23 16:39

Frequency MHz	Level dBµV	Transd dB	Limit dBµV	Margin dB	Detector	Line	PE
0.500000	35.70	11.5	46	10.3	AV	N	GND
0.912000	30.80	11.6	46	15.2	AV	N	GND
14.163500	34.60	11.9	50	15.4	AV	N	GND

MEASUREMENT RESULT: "FCC012_fin"

2014-10-23 16:41

Frequency MHz	Level dBµV	Transd dB	Limit dBµV	Margin dB	Detector	Line	PE
0.680000	46.20	11.5	56	9.8	QP	L1	GND
1.080000	45.30	11.6	56	10.7	QP	L1	GND
7.242500	42.70	11.8	60	17.3	QP	L1	GND

MEASUREMENT RESULT: "FCC012_fin2"

2014-10-23 16:41

Frequency MHz	Level dBµV	Transd dB	Limit dBµV	Margin dB	Detector	Line	PE
0.418000	36.20	11.3	48	11.3	AV	L1	GND
1.082000	30.10	11.6	46	15.9	AV	L1	GND
7.458500	35.90	11.8	50	14.1	AV	L1	GND

Test Mode: VGA

MEASUREMENT RESULT: "FCC013_fin"

2014-10-23 16:43

Frequency MHz	Level dBµV	Transd dB	Limit dBµV	Margin dB	Detector	Line	PE
0.678000	46.30	11.5	56	9.7	QP	L1	GND
1.082000	45.10	11.6	56	10.9	QP	L1	GND
7.364000	43.40	11.8	60	16.6	QP	L1	GND

MEASUREMENT RESULT: "FCC013_fin2"

2014-10-23 16:43

Frequency MHz	Level dBµV	Transd dB	Limit dBµV	Margin dB	Detector	Line	PE
0.500000	35.00	11.5	46	11.0	AV	L1	GND
0.912000	30.00	11.6	46	16.0	AV	L1	GND
7.364000	35.90	11.8	50	14.1	AV	L1	GND

MEASUREMENT RESULT: "FCC014_fin"

2014-10-23 16:45

Frequency MHz	Level dBµV	Transd dB	Limit dBµV	Margin dB	Detector	Line	PE
0.674000	46.80	11.5	56	9.2	QP	N	GND
1.080000	45.90	11.6	56	10.1	QP	N	GND
12.602000	42.40	11.9	60	17.6	QP	N	GND

MEASUREMENT RESULT: "FCC014_fin2"

2014-10-23 16:45

Frequency MHz	Level dBµV	Transd dB	Limit dBµV	Margin dB	Detector	Line	PE
0.334000	38.00	11.1	49	11.4	AV	N	GND
0.914000	31.00	11.6	46	15.0	AV	N	GND
14.870000	34.40	11.9	50	15.6	AV	N	GND

Test Mode: WAN IN

MEASUREMENT RESULT: "FCC015_fin"

2014-10-23 16:47

Frequency MHz	Level dBµV	Transd dB	Limit dBµV	Margin dB	Detector	Line	PE
0.668000	47.20	11.5	56	8.8	QP	N	GND
1.090000	45.00	11.6	56	11.0	QP	N	GND
12.602000	42.70	11.9	60	17.3	QP	N	GND

MEASUREMENT RESULT: "FCC015_fin2"

2014-10-23 16:47

Frequency MHz	Level dBµV	Transd dB	Limit dBµV	Margin dB	Detector	Line	PE
0.500000	35.70	11.5	46	10.3	AV	N	GND
1.080000	31.10	11.6	46	14.9	AV	N	GND
14.622500	34.30	11.9	50	15.7	AV	N	GND

MEASUREMENT RESULT: "FCC016_fin"

2014-10-23 16:50

Frequency MHz	Level dBµV	Transd dB	Limit dBµV	Margin dB	Detector	Line	PE
0.580000	47.20	11.5	56	8.8	QP	L1	GND
0.944000	42.70	11.6	56	13.3	QP	L1	GND
7.359500	43.10	11.8	60	16.9	QP	L1	GND

MEASUREMENT RESULT: "FCC016_fin2"

2014-10-23 16:50

Frequency MHz	Level dBµV	Transd dB	Limit dBµV	Margin dB	Detector	Line	PE
0.584000	34.80	11.5	46	11.2	AV	L1	GND
0.914000	30.30	11.6	46	15.7	AV	L1	GND
7.458500	36.20	11.8	50	13.8	AV	L1	GND

Emissions attenuated more than 20 dB below the permissible value are not reported.

The spectral diagrams are shown in the following pages.

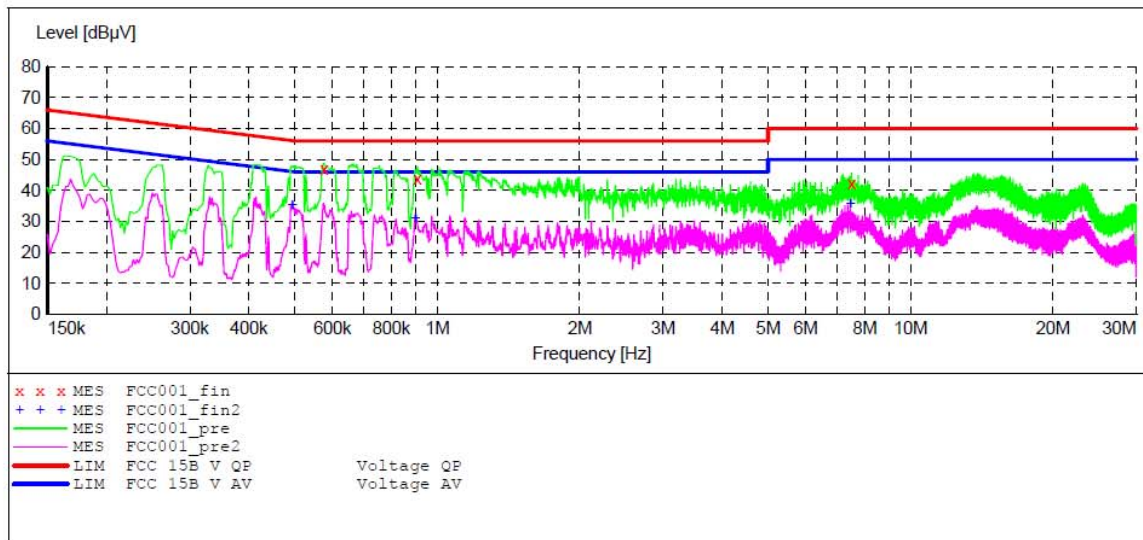
ACCURATE TECHNOLOGY CO., LTD

CONDUCTED EMISSION STANDARD FCC PART15B

EUT: Interactive Flat Panel M/N:LE-70PA88
 Manufacturer: Prima
 Operating Condition: TV
 Test Site: 2#Shielding Room
 Operator: star
 Test Specification: L 120V/60Hz
 Comment: Report No.:ATE20142059
 Antenna terminal non-connected to earth

SCAN TABLE: "V 150K-30MHz fin"

Short Description: _SUB_STD_VTERM2 1.70
 Start Stop Step Detector Meas. IF Transducer
 Frequency Frequency Width Time Bandw.
 150.0 kHz 30.0 MHz 4.5 kHz QuasiPeak 1.0 s 9 kHz LISN (ESH3-Z5)
 Average



MEASUREMENT RESULT: "FCC001_fin"

2014-10-23 16:15

Frequency MHz	Level dBµV	Transd dB	Limit dBµV	Margin dB	Detector	Line	PE
0.576000	46.80	11.5	56	9.2	QP	L1	GND
0.908000	44.00	11.6	56	12.0	QP	L1	GND
7.503500	42.40	11.8	60	17.6	QP	L1	GND

MEASUREMENT RESULT: "FCC001_fin2"

2014-10-23 16:15

Frequency MHz	Level dBµV	Transd dB	Limit dBµV	Margin dB	Detector	Line	PE
0.494000	35.30	11.5	46	10.8	AV	L1	GND
0.898000	30.90	11.6	46	15.1	AV	L1	GND
7.463000	35.50	11.8	50	14.5	AV	L1	GND

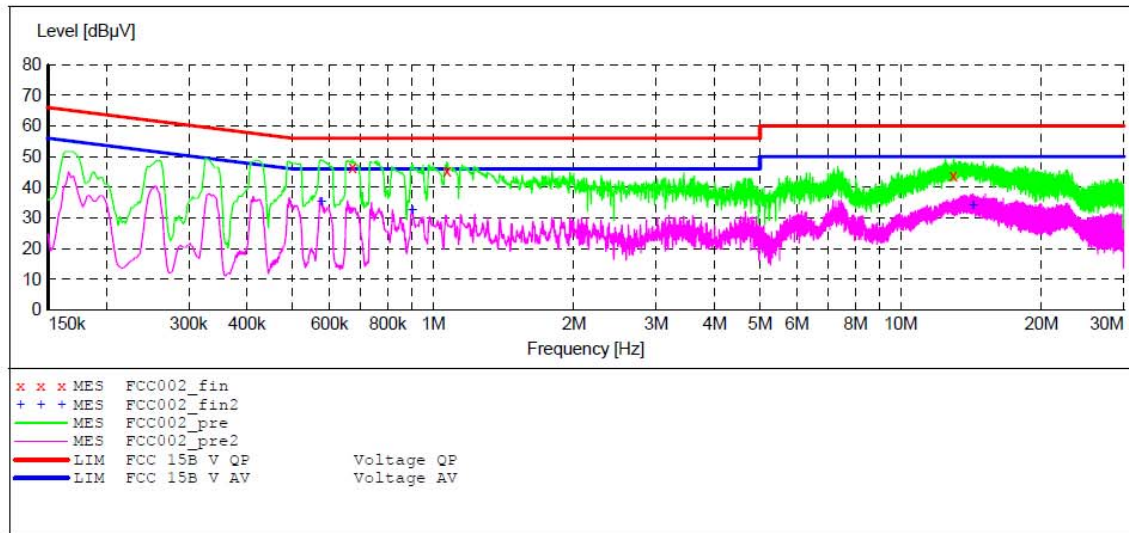
ACCURATE TECHNOLOGY CO., LTD

CONDUCTED EMISSION STANDARD FCC PART15B

EUT: Interactive Flat Panel M/N:LE-70PA88
 Manufacturer: Prima
 Operating Condition: TV
 Test Site: 2#Shielding Room
 Operator: star
 Test Specification: N 120V/60Hz
 Comment: Report No.:ATE20142059
 Antenna terminal non-connected to earth

SCAN TABLE: "V 150K-30MHz fin"

Short Description: _SUB_STD_VTERM2 1.70
 Start Stop Step Detector Meas. IF Transducer
 Frequency Frequency Width Time Bandw.
 150.0 kHz 30.0 MHz 4.5 kHz QuasiPeak 1.0 s 9 kHz LISN(ESH3-Z5)
 Average



MEASUREMENT RESULT: "FCC002_fin"

2014-10-23 16:18

Frequency MHz	Level dBµV	Transd dB	Limit dBµV	Margin dB	Detector	Line	PE
0.672000	46.50	11.5	56	9.5	QP	N	GND
1.070000	45.40	11.6	56	10.6	QP	N	GND
12.980000	43.60	11.9	60	16.4	QP	N	GND

MEASUREMENT RESULT: "FCC002_fin2"

2014-10-23 16:18

Frequency MHz	Level dBµV	Transd dB	Limit dBµV	Margin dB	Detector	Line	PE
0.576000	35.20	11.5	46	10.8	AV	N	GND
0.902000	32.40	11.6	46	13.6	AV	N	GND
14.276000	34.00	11.9	50	16.0	AV	N	GND

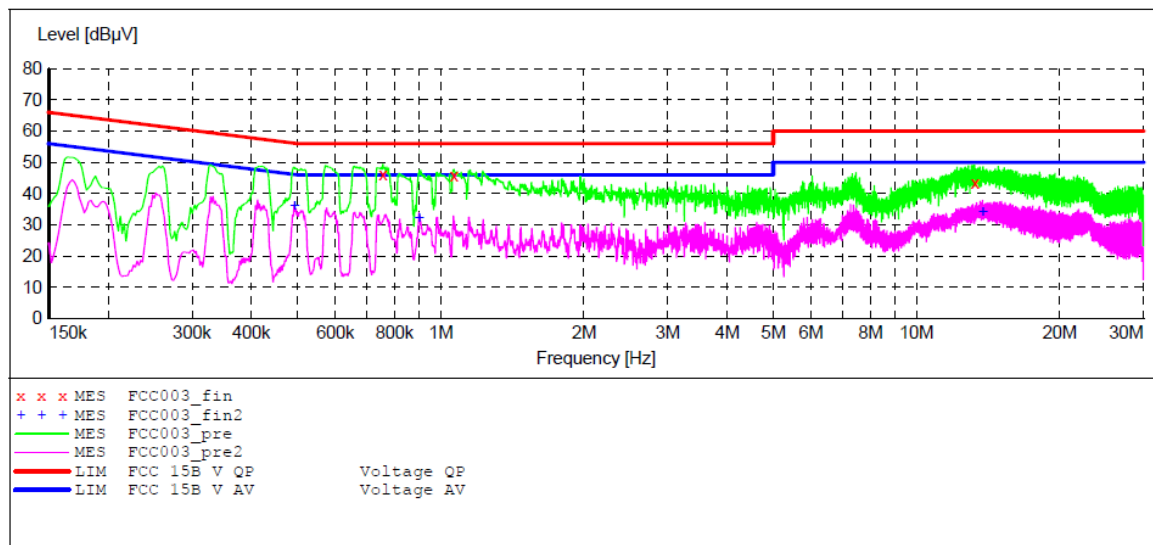
ACCURATE TECHNOLOGY CO., LTD

CONDUCTED EMISSION STANDARD FCC PART15B

EUT: Interactive Flat Panel M/N:LE-70PA88
 Manufacturer: Prima
 Operating Condition: TV
 Test Site: 2#Shielding Room
 Operator: star
 Test Specification: N 120V/60Hz
 Comment: Report No.:ATE20142059
 Antenna terminal connected to earth

SCAN TABLE: "V 150K-30MHz fin"

Short Description:		_SUB_STD_VTERM2 1.70					
Start	Stop	Step	Detector	Meas. Time	IF Bandw.	Transducer	
Frequency	Frequency	Width					
150.0 kHz	30.0 MHz	4.5 kHz	QuasiPeak	1.0 s	9 kHz	LISN (ESH3-Z5)	
Average							



MEASUREMENT RESULT: "FCC003_fin"

2014-10-23 16:20

Frequency MHz	Level dBµV	Transd dB	Limit dBµV	Margin dB	Detector	Line	PE
0.756000	46.30	11.5	56	9.7	QP	N	GND
1.066000	45.70	11.6	56	10.3	QP	N	GND
13.259000	43.50	11.9	60	16.5	QP	N	GND

MEASUREMENT RESULT: "FCC003_fin2"

2014-10-23 16:20

Frequency MHz	Level dBµV	Transd dB	Limit dBµV	Margin dB	Detector	Line	PE
0.492000	35.90	11.5	46	10.2	AV	N	GND
0.900000	32.20	11.6	46	13.8	AV	N	GND
13.776500	34.10	11.9	50	15.9	AV	N	GND

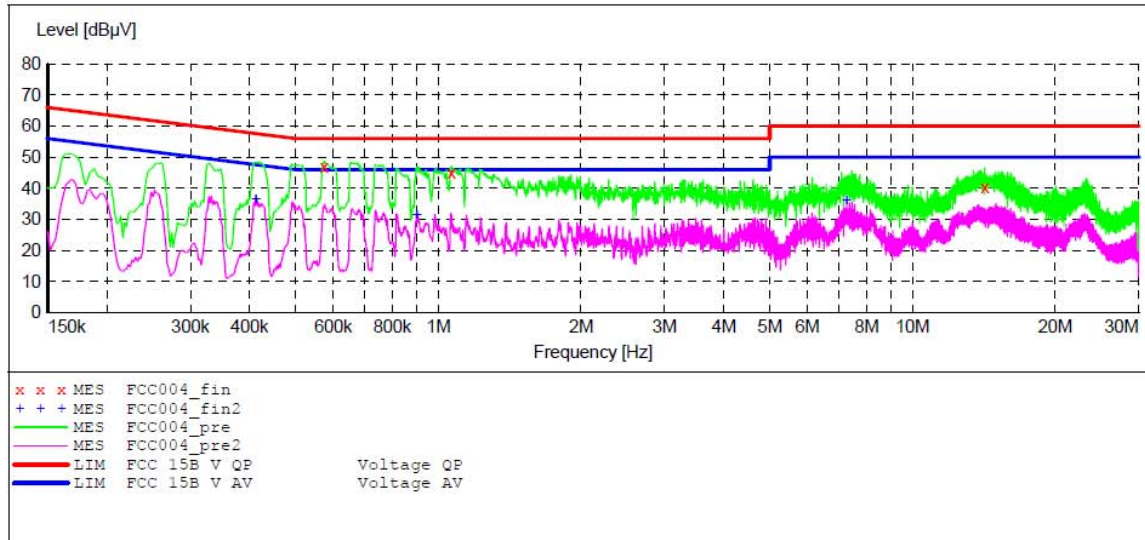
ACCURATE TECHNOLOGY CO., LTD

CONDUCTED EMISSION STANDARD FCC PART15B

EUT: Interactive Flat Panel M/N:LE-70PA88
 Manufacturer: Prima
 Operating Condition: TV
 Test Site: 2#Shielding Room
 Operator: star
 Test Specification: L 120V/60Hz
 Comment: Report No.:ATE20142059
 Antenna terminal connected to earth

SCAN TABLE: "V 150K-30MHz fin"

Short Description: _SUB_STD_VTERM2 1.70
 Start Stop Step Detector Meas. IF Transducer
 Frequency Frequency Width Time Bandw.
 150.0 kHz 30.0 MHz 4.5 kHz QuasiPeak 1.0 s 9 kHz LISN (ESH3-25)
 Average



MEASUREMENT RESULT: "FCC004_fin"

2014-10-23 16:22

Frequency MHz	Level dBµV	Transd dB	Limit dBµV	Margin dB	Detector	Line	PE
0.574000	47.10	11.5	56	8.9	QP	L1	GND
1.066000	45.10	11.6	56	10.9	QP	L1	GND
14.213000	40.30	11.9	60	19.7	QP	L1	GND

MEASUREMENT RESULT: "FCC004_fin2"

2014-10-23 16:22

Frequency MHz	Level dBµV	Transd dB	Limit dBµV	Margin dB	Detector	Line	PE
0.412000	36.20	11.3	48	11.4	AV	L1	GND
0.900000	31.50	11.6	46	14.5	AV	L1	GND
7.269500	36.00	11.8	50	14.0	AV	L1	GND

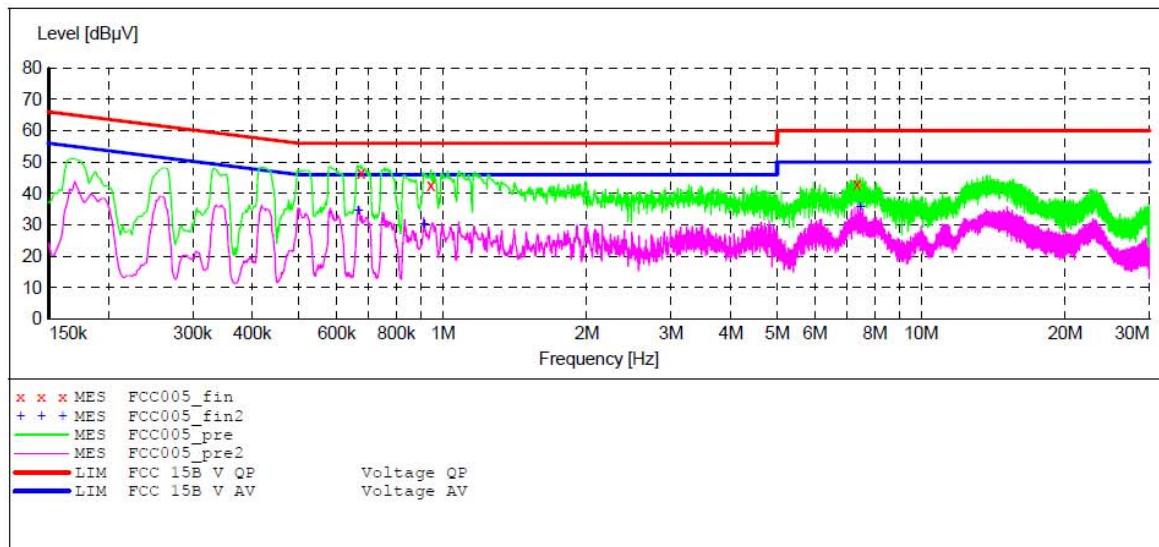
ACCURATE TECHNOLOGY CO., LTD

CONDUCTED EMISSION STANDARD FCC PART15B

EUT: Interactive Flat Panel M/N:LE-70PA88
 Manufacturer: Prima
 Operating Condition: AV
 Test Site: 2#Shielding Room
 Operator: star
 Test Specification: L 120V/60Hz
 Comment: Report No.:ATE20142059

SCAN TABLE: "V 150K-30MHz fin"

Short Description: _SUB_STD_VTERM2 1.70
 Start Stop Step Detector Meas. IF Transducer
 Frequency Frequency Width Time Bandw.
 150.0 kHz 30.0 MHz 4.5 kHz QuasiPeak 1.0 s 9 kHz LISN (ESH3-Z5)
 Average



MEASUREMENT RESULT: "FCC005_fin"

2014-10-23 16:24

Frequency MHz	Level dBµV	Transd dB	Limit dBµV	Margin dB	Detector	Line	PE
0.674000	46.60	11.5	56	9.4	QP	L1	GND
0.944000	42.60	11.6	56	13.4	QP	L1	GND
7.346000	42.90	11.8	60	17.1	QP	L1	GND

MEASUREMENT RESULT: "FCC005_fin2"

2014-10-23 16:24

Frequency MHz	Level dBµV	Transd dB	Limit dBµV	Margin dB	Detector	Line	PE
0.666000	34.60	11.5	46	11.4	AV	L1	GND
0.912000	30.30	11.6	46	15.7	AV	L1	GND
7.463000	35.70	11.8	50	14.3	AV	L1	GND

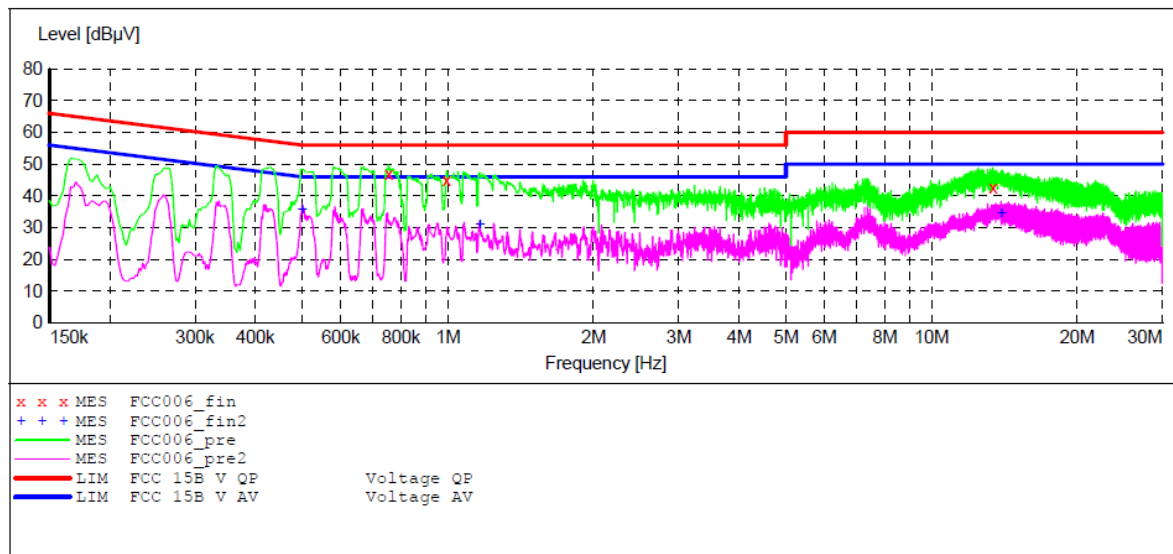
ACCURATE TECHNOLOGY CO.,LTD

CONDUCTED EMISSION STANDARD FCC PART15B

EUT: Interactive Flat Panel M/N:LE-70PA88
 Manufacturer: Prima
 Operating Condition: AV
 Test Site: 2#Shielding Room
 Operator: star
 Test Specification: N 120V/60Hz
 Comment: Report No.:ATE20142059

SCAN TABLE: "V 150K-30MHz fin"

Short Description: _SUB_STD_VTERM2 1.70
 Start Frequency 150.0 kHz Stop Frequency 30.0 MHz Step Width 4.5 kHz
 Detector QuasiPeak Meas. Time 1.0 s IF Bandw. 9 kHz Transducer LISN (ESH3-Z5)
 Average



MEASUREMENT RESULT: "FCC006_fin"

2014-10-23 16:27

Frequency MHz	Level dBµV	Transd dB	Limit dBµV	Margin dB	Detector	Line	PE
0.754000	46.80	11.5	56	9.2	QP	N	GND
0.994000	44.80	11.6	56	11.2	QP	N	GND
13.389500	42.70	11.9	60	17.3	QP	N	GND

MEASUREMENT RESULT: "FCC006_fin2"

2014-10-23 16:27

Frequency MHz	Level dBµV	Transd dB	Limit dBµV	Margin dB	Detector	Line	PE
0.500000	35.70	11.5	46	10.3	AV	N	GND
1.164000	30.80	11.6	46	15.2	AV	N	GND
13.925000	34.60	11.9	50	15.4	AV	N	GND

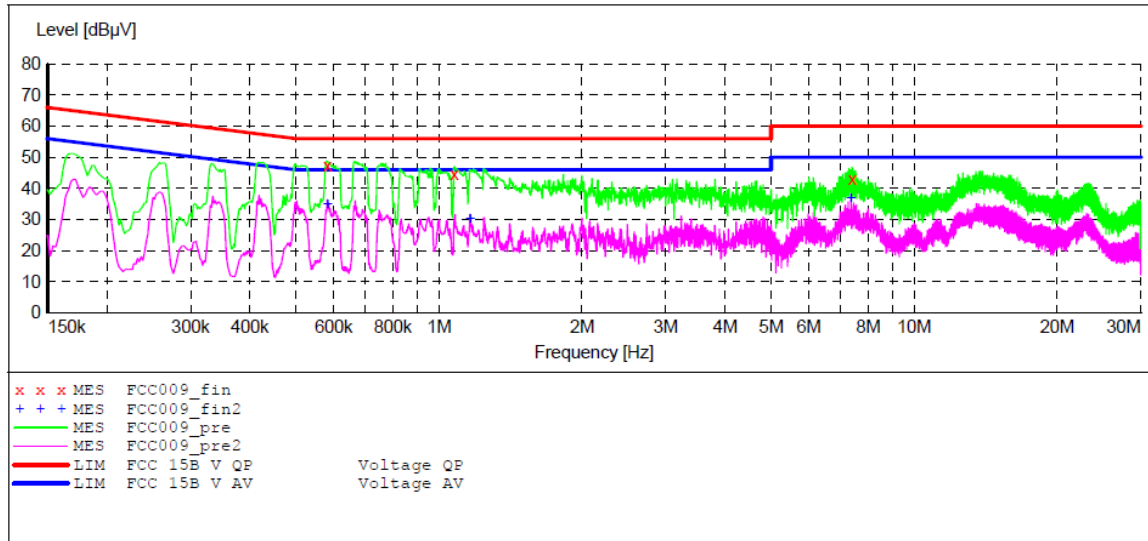
ACCURATE TECHNOLOGY CO., LTD

CONDUCTED EMISSION STANDARD FCC PART15B

EUT: Interactive Flat Panel M/N:LE-70PA88
 Manufacturer: Prima
 Operating Condition: USB Playing
 Test Site: 2#Shielding Room
 Operator: star
 Test Specification: L 120V/60Hz
 Comment: Report No.:ATE20142059
 Start of Test: 2014-10-23 / 16:33:26

SCAN TABLE: "V 150K-30MHz fin"

Short Description: _SUB_STD_VTERM2 1.70
 Start Stop Step Detector Meas. IF Transducer
 Frequency Frequency Width Time Bandw.
 150.0 kHz 30.0 MHz 4.5 kHz QuasiPeak 1.0 s 9 kHz LISN(ESH3-Z5)
 Average



MEASUREMENT RESULT: "FCC009_fin"

2014-10-23 16:35

Frequency MHz	Level dBµV	Transd dB	Limit dBµV	Margin dB	Detector	Line	PE
0.582000	47.20	11.5	56	8.8	QP	L1	GND
1.076000	44.70	11.6	56	11.3	QP	L1	GND
7.404500	42.90	11.8	60	17.1	QP	L1	GND

MEASUREMENT RESULT: "FCC009_fin2"

2014-10-23 16:35

Frequency MHz	Level dBµV	Transd dB	Limit dBµV	Margin dB	Detector	Line	PE
0.582000	34.90	11.5	46	11.1	AV	L1	GND
1.162000	30.10	11.6	46	15.9	AV	L1	GND
7.364000	36.60	11.8	50	13.4	AV	L1	GND

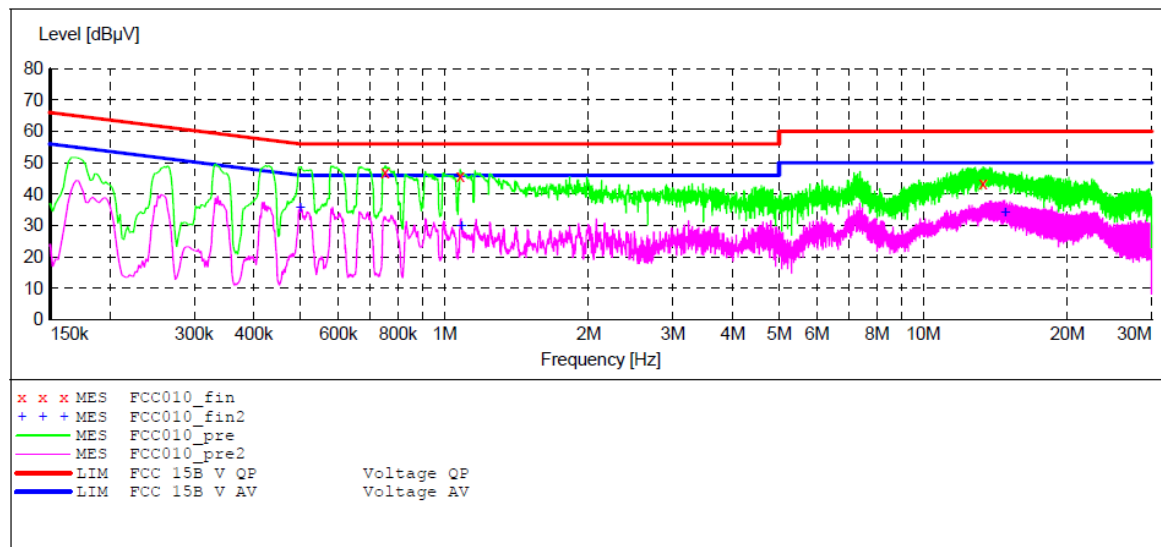
ACCURATE TECHNOLOGY CO., LTD

CONDUCTED EMISSION STANDARD FCC PART15B

EUT: Interactive Flat Panel M/N:LE-70PA88
 Manufacturer: Prima
 Operating Condition: USB Playing
 Test Site: 2#Shielding Room
 Operator: star
 Test Specification: N 120V/60Hz
 Comment: Report No.:ATE20142059
 Start of Test: 2014-10-23 / 16:35:30

SCAN TABLE: "V 150K-30MHz fin"

Short Description: _SUB_STD_VTERM2 1.70
 Start Stop Step Detector Meas. IF Transducer
 Frequency Frequency Width Time Bandw.
 150.0 kHz 30.0 MHz 4.5 kHz QuasiPeak 1.0 s 9 kHz LISN(ESH3-Z5)
 Average



MEASUREMENT RESULT: "FCC010_fin"

2014-10-23 16:37

Frequency MHz	Level dBµV	Transd dB	Limit dBµV	Margin dB	Detector	Line	PE
0.752000	46.90	11.5	56	9.1	QP	N	GND
1.078000	45.90	11.6	56	10.1	QP	N	GND
13.335500	43.30	11.9	60	16.7	QP	N	GND

MEASUREMENT RESULT: "FCC010_fin2"

2014-10-23 16:37

Frequency MHz	Level dBµV	Transd dB	Limit dBµV	Margin dB	Detector	Line	PE
0.500000	35.70	11.5	46	10.3	AV	N	GND
1.084000	29.90	11.6	46	16.1	AV	N	GND
14.807000	34.10	11.9	50	15.9	AV	N	GND

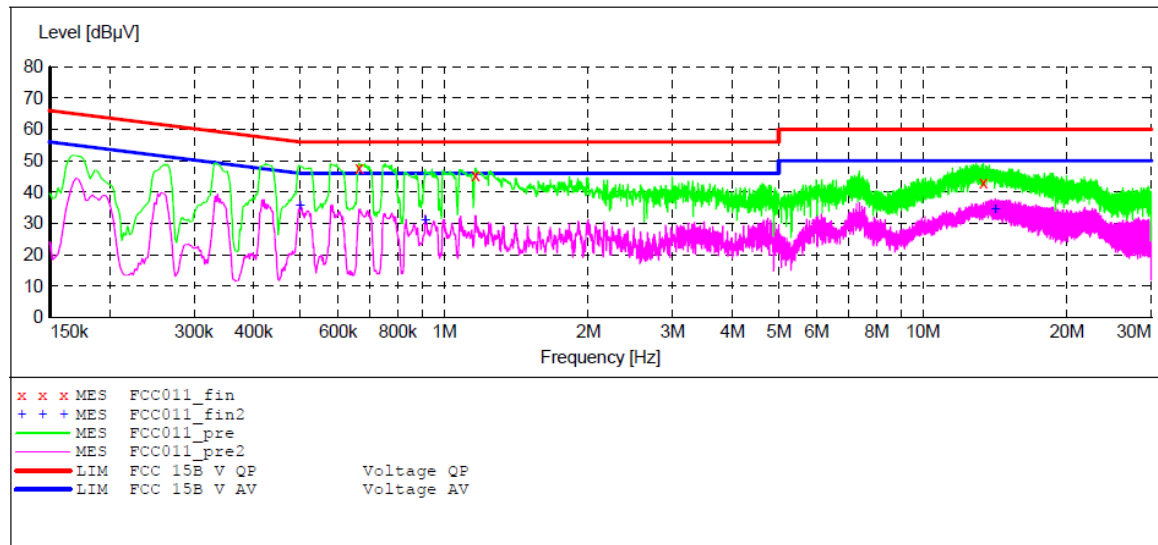
ACCURATE TECHNOLOGY CO., LTD

CONDUCTED EMISSION STANDARD FCC PART15B

EUT: Interactive Flat Panel M/N:LE-70PA88
 Manufacturer: Prima
 Operating Condition: HDMI IN
 Test Site: 2#Shielding Room
 Operator: star
 Test Specification: N 120V/60Hz
 Comment: Report No.:ATE20142059
 Start of Test: 2014-10-23 / 16:37:50

SCAN TABLE: "V 150K-30MHz fin"

Short Description: _SUB_STD_VTERM2 1.70
 Start Stop Step Detector Meas. IF Transducer
 Frequency Frequency Width Time Bandw.
 150.0 kHz 30.0 MHz 4.5 kHz QuasiPeak 1.0 s 9 kHz LISN (ESH3-Z5)
 Average



MEASUREMENT RESULT: "FCC011_fin"

2014-10-23 16:39

Frequency MHz	Level dBµV	Transd dB	Limit dBµV	Margin dB	Detector	Line	PE
0.664000	47.60	11.5	56	8.4	QP	N	GND
1.162000	45.20	11.6	56	10.8	QP	N	GND
13.376000	43.00	11.9	60	17.0	QP	N	GND

MEASUREMENT RESULT: "FCC011_fin2"

2014-10-23 16:39

Frequency MHz	Level dBµV	Transd dB	Limit dBµV	Margin dB	Detector	Line	PE
0.500000	35.70	11.5	46	10.3	AV	N	GND
0.912000	30.80	11.6	46	15.2	AV	N	GND
14.163500	34.60	11.9	50	15.4	AV	N	GND

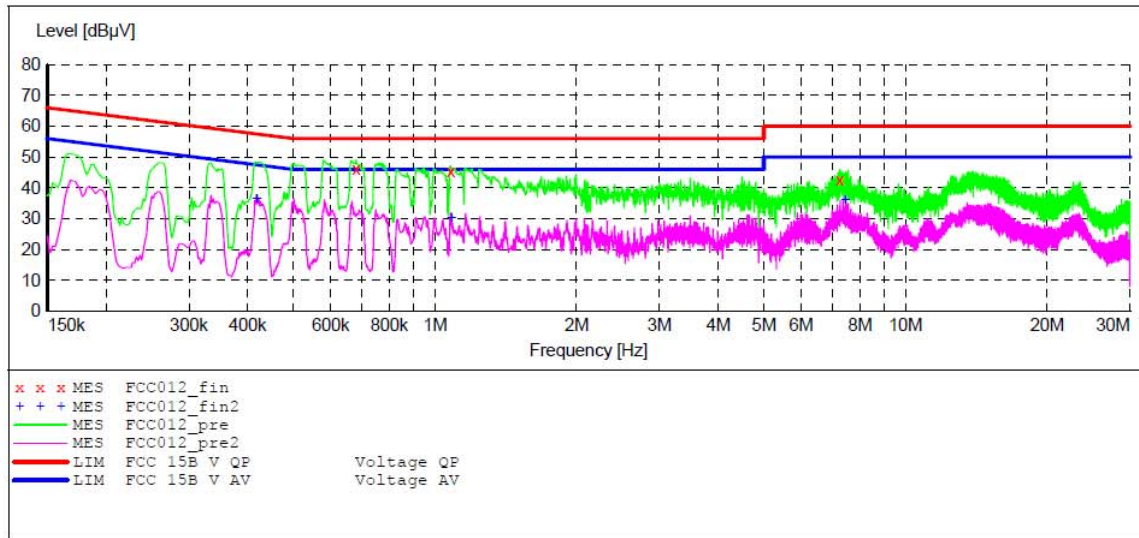
ACCURATE TECHNOLOGY CO., LTD

CONDUCTED EMISSION STANDARD FCC PART15B

EUT: Interactive Flat Panel M/N:LE-70PA88
 Manufacturer: Prima
 Operating Condition: HDMI IN
 Test Site: 2#Shielding Room
 Operator: star
 Test Specification: L 120V/60Hz
 Comment: Report No.:ATE20142059
 Start of Test: 2014-10-23 / 16:40:00

SCAN TABLE: "V 150K-30MHz fin"

Short Description: _SUB_STD_VTERM2 1.70
 Start Stop Step Detector Meas. IF Transducer
 Frequency Frequency Width Time Bandw.
 150.0 kHz 30.0 MHz 4.5 kHz QuasiPeak 1.0 s 9 kHz LISN(ESH3-Z5)
 Average



MEASUREMENT RESULT: "FCC012_fin"

2014-10-23 16:41

Frequency MHz	Level dBuV	Transd dB	Limit dBuV	Margin dB	Detector	Line	PE
0.680000	46.20	11.5	56	9.8	QP	L1	GND
1.080000	45.30	11.6	56	10.7	QP	L1	GND
7.242500	42.70	11.8	60	17.3	QP	L1	GND

MEASUREMENT RESULT: "FCC012_fin2"

2014-10-23 16:41

Frequency MHz	Level dBuV	Transd dB	Limit dBuV	Margin dB	Detector	Line	PE
0.418000	36.20	11.3	48	11.3	AV	L1	GND
1.082000	30.10	11.6	46	15.9	AV	L1	GND
7.458500	35.90	11.8	50	14.1	AV	L1	GND

ACCURATE TECHNOLOGY CO., LTD

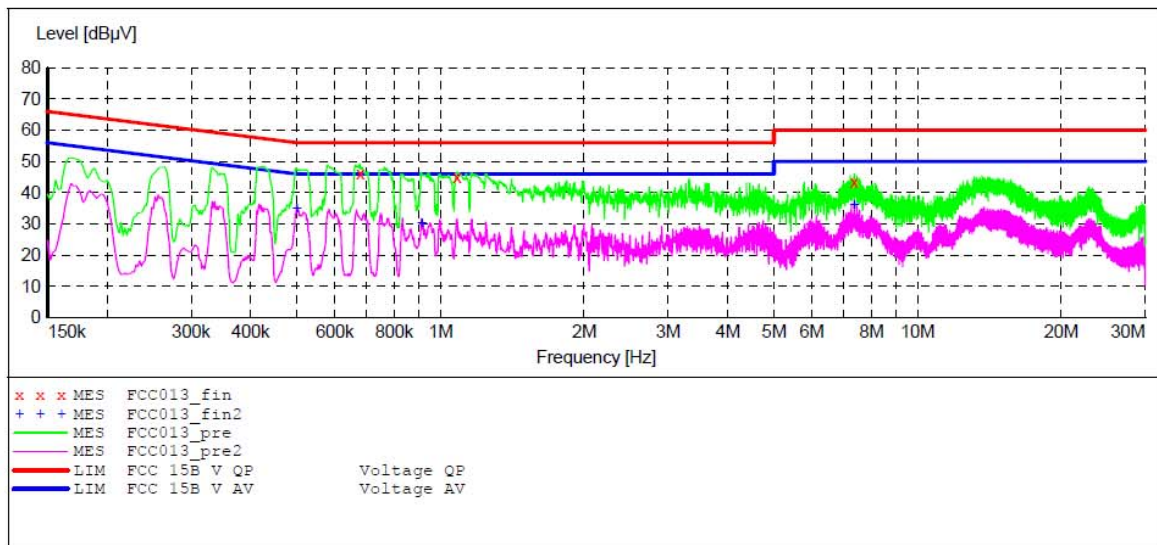
CONDUCTED EMISSION STANDARD FCC PART15B

EUT: Interactive Flat Panel M/N:LE-70PA88
 Manufacturer: Prima
 Operating Condition: VGA
 Test Site: 2#Shielding Room
 Operator: star
 Test Specification: L 120V/60Hz
 Comment: Report No.:ATE20142059
 Start of Test: 2014-10-23 / 16:41:59

SCAN TABLE: "V 150K-30MHz fin"

Short Description: _SUB_STD_VTERM2 1.70

Start Frequency	Stop Frequency	Step Width	Detector	Meas. Time	IF Bandw.	Transducer
150.0 kHz	30.0 MHz	4.5 kHz	QuasiPeak	1.0 s	9 kHz	LISN(ESH3-Z5)
Average						



MEASUREMENT RESULT: "FCC013_fin"

2014-10-23 16:43

Frequency MHz	Level dBµV	Transd dB	Limit dBµV	Margin dB	Detector	Line	PE
0.678000	46.30	11.5	56	9.7	QP	L1	GND
1.082000	45.10	11.6	56	10.9	QP	L1	GND
7.364000	43.40	11.8	60	16.6	QP	L1	GND

MEASUREMENT RESULT: "FCC013_fin2"

2014-10-23 16:43

Frequency MHz	Level dBµV	Transd dB	Limit dBµV	Margin dB	Detector	Line	PE
0.500000	35.00	11.5	46	11.0	AV	L1	GND
0.912000	30.00	11.6	46	16.0	AV	L1	GND
7.364000	35.90	11.8	50	14.1	AV	L1	GND

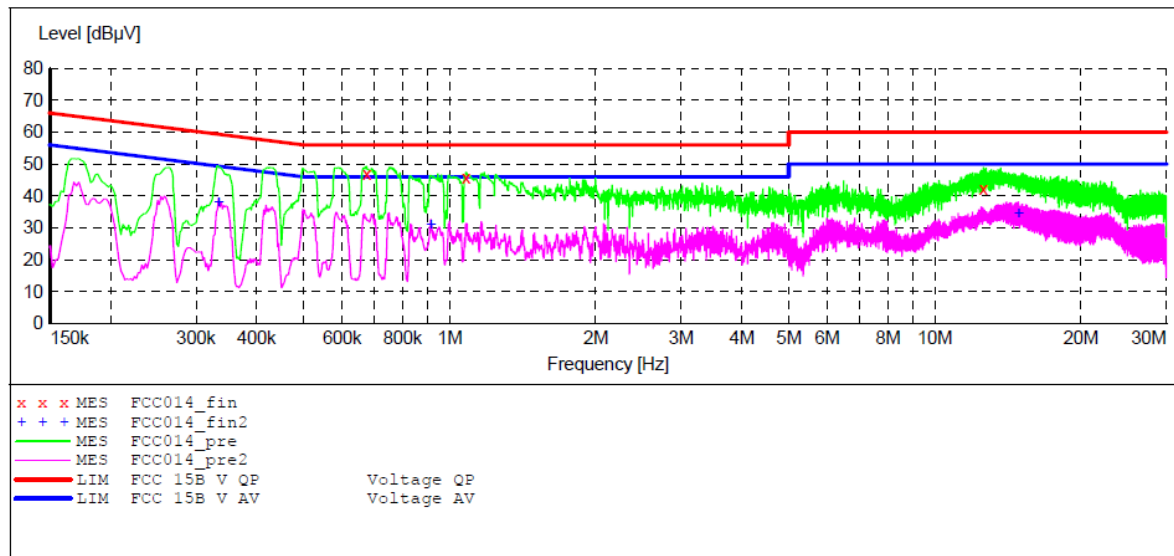
ACCURATE TECHNOLOGY CO., LTD

CONDUCTED EMISSION STANDARD FCC PART15B

EUT: Interactive Flat Panel M/N:LE-70PA88
 Manufacturer: Prima
 Operating Condition: VGA
 Test Site: 2#Shielding Room
 Operator: star
 Test Specification: N 120V/60Hz
 Comment: Report No.:ATE20142059
 Start of Test: 2014-10-23 / 16:44:12

SCAN TABLE: "V 150K-30MHz fin"

Short Description: _SUB_STD_VTERM2 1.70
 Start Stop Step Detector Meas. IF Transducer
 Frequency Frequency Width Time Bandw.
 150.0 kHz 30.0 MHz 4.5 kHz QuasiPeak 1.0 s 9 kHz LISN(ESH3-Z5)
 Average



MEASUREMENT RESULT: "FCC014_fin"

2014-10-23 16:45

Frequency MHz	Level dBµV	Transd dB	Limit dBµV	Margin dB	Detector	Line	PE
0.674000	46.80	11.5	56	9.2	QP	N	GND
1.080000	45.90	11.6	56	10.1	QP	N	GND
12.602000	42.40	11.9	60	17.6	QP	N	GND

MEASUREMENT RESULT: "FCC014_fin2"

2014-10-23 16:45

Frequency MHz	Level dBµV	Transd dB	Limit dBµV	Margin dB	Detector	Line	PE
0.334000	38.00	11.1	49	11.4	AV	N	GND
0.914000	31.00	11.6	46	15.0	AV	N	GND
14.870000	34.40	11.9	50	15.6	AV	N	GND

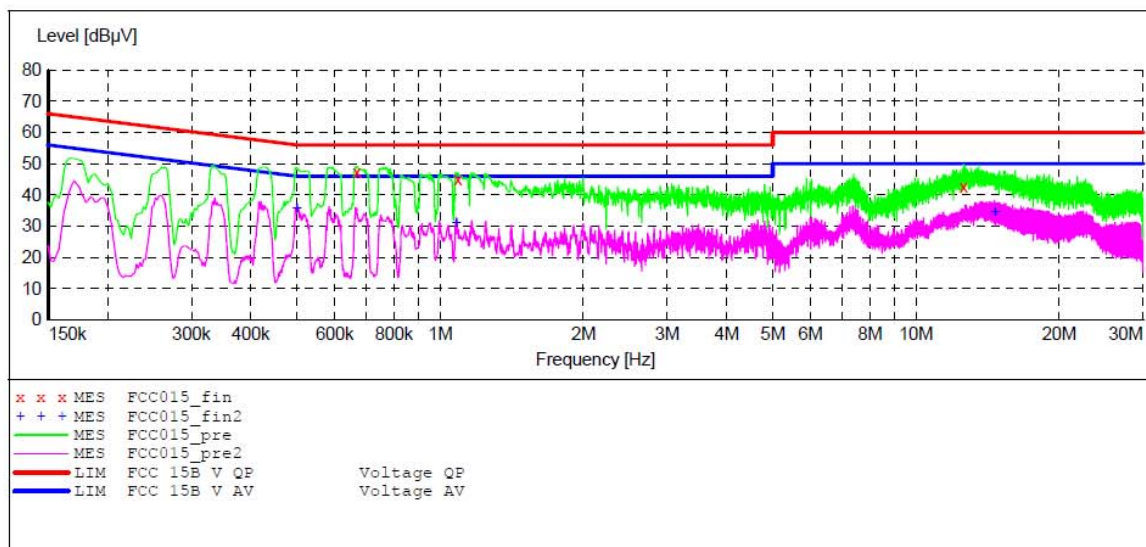
ACCURATE TECHNOLOGY CO., LTD

CONDUCTED EMISSION STANDARD FCC PART15B

EUT: Interactive Flat Panel M/N:LE-70PA88
 Manufacturer: Prima
 Operating Condition: WAN IN
 Test Site: 2#Shielding Room
 Operator: star
 Test Specification: N 120V/60Hz
 Comment: Report No.:ATE20142059
 Start of Test: 2014-10-23 / 16:46:13

SCAN TABLE: "V 150K-30MHz fin"

Short Description: _SUB_STD_VTERM2 1.70
 Start Stop Step Detector Meas. IF Transducer
 Frequency Frequency Width Time Bandw.
 150.0 kHz 30.0 MHz 4.5 kHz QuasiPeak 1.0 s 9 kHz LISN(ESH3-Z5)
 Average



MEASUREMENT RESULT: "FCC015_fin"

2014-10-23 16:47

Frequency MHz	Level dBµV	Transd dB	Limit dBµV	Margin dB	Detector	Line	PE
0.668000	47.20	11.5	56	8.8	QP	N	GND
1.090000	45.00	11.6	56	11.0	QP	N	GND
12.602000	42.70	11.9	60	17.3	QP	N	GND

MEASUREMENT RESULT: "FCC015_fin2"

2014-10-23 16:47

Frequency MHz	Level dBµV	Transd dB	Limit dBµV	Margin dB	Detector	Line	PE
0.500000	35.70	11.5	46	10.3	AV	N	GND
1.080000	31.10	11.6	46	14.9	AV	N	GND
14.622500	34.30	11.9	50	15.7	AV	N	GND

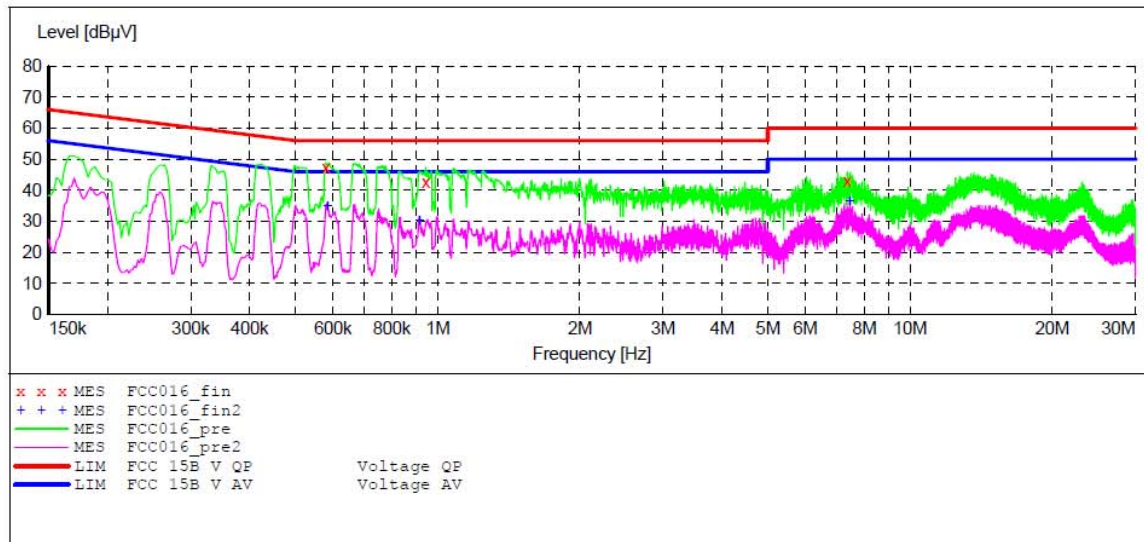
ACCURATE TECHNOLOGY CO., LTD

CONDUCTED EMISSION STANDARD FCC PART15B

EUT: Interactive Flat Panel M/N:LE-70PA88
 Manufacturer: Prima
 Operating Condition: WAN IN
 Test Site: 2#Shielding Room
 Operator: star
 Test Specification: L 120V/60Hz
 Comment: Report No.:ATE20142059
 Start of Test: 2014-10-23 / 16:48:20

SCAN TABLE: "V 150K-30MHz fin"

Short Description: _SUB_STD_VTERM2 1.70
 Start Stop Step Detector Meas. IF Transducer
 Frequency Frequency Width Time Bandw.
 150.0 kHz 30.0 MHz 4.5 kHz QuasiPeak 1.0 s 9 kHz LISN(ESH3-Z5)
 Average



MEASUREMENT RESULT: "FCC016_fin"

2014-10-23 16:50

Frequency MHz	Level dBµV	Transd dB	Limit dBµV	Margin dB	Detector	Line	PE
0.580000	47.20	11.5	56	8.8	QP	L1	GND
0.944000	42.70	11.6	56	13.3	QP	L1	GND
7.359500	43.10	11.8	60	16.9	QP	L1	GND

MEASUREMENT RESULT: "FCC016_fin2"

2014-10-23 16:50

Frequency MHz	Level dBµV	Transd dB	Limit dBµV	Margin dB	Detector	Line	PE
0.584000	34.80	11.5	46	11.2	AV	L1	GND
0.914000	30.30	11.6	46	15.7	AV	L1	GND
7.458500	36.20	11.8	50	13.8	AV	L1	GND

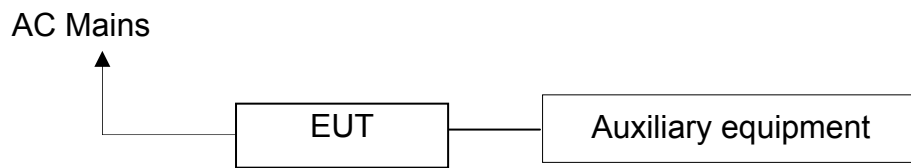
4. RADIATED EMISSION MEASUREMENT

4.1. For Radiated Emission Measurement

Item	Equipment	Manufacturer	Model No.	Serial No.	Last Cal.	Cal. Interval
1.	Spectrum Analyzer	Agilent	E7405A	MY45115511	Jan. 11, 2014	1 Year
2.	Spectrum Analyzer	Rohde&Schwarz	FSV40	101495	Jan. 11, 2014	1 Year
3.	Test Receiver	Rohde&Schwarz	ESCS30	100307	Jan. 11, 2014	1 Year
4.	Test Receiver	Rohde& Schwarz	ESPI3	100396/003	Jan. 11, 2014	1 Year
5.	Test Receiver	Rohde& Schwarz	ESPI3	101526/003	Jan. 11, 2014	1 Year
6.	Bilog Antenna	Schwarzbeck	VULB9163	9163-194	Jan. 15, 2014	1 Year
7.	Bilog Antenna	Schwarzbeck	VULB9163	9163-323	Jan. 15, 2014	1 Year
8.	Log.-Per.Antenna	Schwarzbeck	VUSLP 9111B	9111B-074	Jan. 15, 2014	1 Year
9.	Biconical Broad Band Antenna	Schwarzbeck	VHBB 9124+BBA 9106	9124-617	Jan. 15, 2014	1 Year
10.	Loop Antenna	Schwarzbeck	FMZB1516	1516131	Jan. 15, 2014	1 Year
11.	Horn Antenna	Schwarzbeck	BBHA9120D	9120D-655	Jan. 15, 2014	1 Year
12.	Horn Antenna	Schwarzbeck	BBHA9120D	9120D-1067	Jan. 15, 2014	1 Year
13.	Vertical Active Monopole Antenna	Schwarzbeck	VAMP 9243	9243-370	Jan. 15, 2014	1 Year
14.	RF Switching Unit+PreAMP	Compliance Direction	RSU-M2	38322	Jan. 11, 2014	1 Year
15.	Pre-Amplifier	Agilent	8447D	294A10619	Jan. 11, 2014	1 Year
16.	Pre-Amplifier	Rohde&Schwarz	CBLU11835 40-01	3791	Jan. 11, 2014	1 Year
17.	50 Coaxial Switch	Anritsu Corp	MP59B	6200237248	Jan. 11, 2014	1 Year
18.	50 Coaxial Switch	Anritsu Corp	MP59B	6200506474	Jan. 11, 2014	1 Year
19.	RF Coaxial Cable	Schwarzbeck	N-5m	No.1	Jan. 11, 2014	1 Year
20.	RF Coaxial Cable	Schwarzbeck	N-1m	No.6	Jan. 11, 2014	1 Year
21.	RF Coaxial Cable	Schwarzbeck	N-1m	No.7	Jan. 11, 2014	1 Year
22.	RF Coaxial Cable	SUHNER	N-3m	No.8	Jan. 11, 2014	1 Year
23.	RF Coaxial Cable	RESENBERGER	N-3.5m	No.9	Jan. 11, 2014	1 Year
24.	RF Coaxial Cable	SUHNER	N-6m	No.10	Jan. 11, 2014	1 Year
25.	RF Coaxial Cable	RESENBERGER	N-12m	No.11	Jan. 11, 2014	1 Year
26.	RF Coaxial Cable	RESENBERGER	N-0.5m	No.12	Jan. 11, 2014	1 Year
27.	RF Coaxial Cable	SUHNER	N-2m	No.13	Jan. 11, 2014	1 Year
28.	RF Coaxial Cable	SUHNER	N-0.5m	No.15	Jan. 11, 2014	1 Year
29.	RF Coaxial Cable	SUHNER	N-2m	No.16	Jan. 11, 2014	1 Year
30.	RF Coaxial Cable	RESENBERGER	N-6m	No.17	Jan. 11, 2014	1 Year

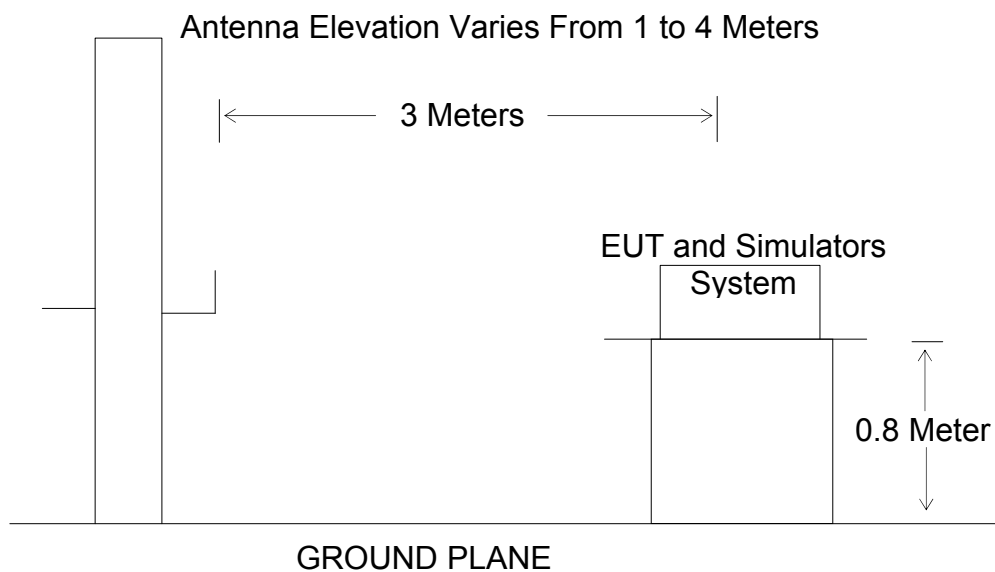
4.2. Block Diagram of Test Setup

4.2.1. Block diagram of connection between the EUT and simulators



(EUT: Interactive Flat Panel)

4.2.2. Anechoic Chamber Test Setup Diagram



(EUT: Interactive Flat Panel)

4.3. Radiated Emission Limit (Class B)

Frequency MHz	Distance Meters	Field Strengths Limit	
		$\mu\text{V/m}$	$\text{dB}(\mu\text{V/m})$
30-88	3	100	40.0
88-216	3	150	43.5
216-960	3	200	46.0
960-1000	3	500	54.0

Remark: (1) Emission level $\text{dB}(\mu\text{V}) = 20 \log$ Emission level $\mu\text{V/m}$.
 (2) The smaller limit shall apply at the cross point between two frequency bands.
 (3) Distance is the distance in meters between the measuring instrument antenna and the closest point of any part of the device or system.

4.4.EUT Configuration on Measurement

The following equipment is installed on Radiated Emission Measurement to meet the commission requirements and operating regulations in a manner which tends to maximize its emission characteristics in normal application.

4.4.1. Interactive Flat Panel (EUT)

Model Number: LE-70PA88

Serial Number: N/A

Manufacturer: Xiamen Prima Technology Inc.

4.5.Operating Condition of EUT

4.5.1.Setup the EUT and simulator as shown as Section 4.2.

4.5.2.Turn on the power of all equipment.

4.5.3.Let the EUT work in test mode (TV, AV, USB, HDMI, VGA, WAN) and measure it.

4.6.Test Procedure

The EUT and its simulators are placed on a turntable, which is 0.8 meter high above ground. The turntable can rotate 360 degrees to determine the position of the maximum emission level. EUT is set 3.0 meters away from the receiving antenna, which is mounted on an antenna tower. The antenna can be moved up and down between 1.0 meter and 4 meters to find out the maximum emission level. Broadband antenna (calibrated bilog antenna) is used as receiving antenna. Both horizontal and vertical polarizations of the antenna are set on measurement. In order to find the maximum emission levels, all of the interface cables must be manipulated according to ANSI C63.4: 2009 on radiated emission measurement.

The bandwidth of the EMI test receiver (R&S ESCS30) is set at 120kHz from 30MHz to 1000MHz.

The frequency range from 30MHz to 1000MHz is checked.

4.7.Radiated Emission Noise Measurement Result

PASS.

Model Number: LE-70PA88								
Test mode: TV CH2 Allow 1G								
Horizontal	No.	Freq. (MHz)	Reading (dBuV/m)	Factor (dB)	Result (dBuV/m)	Limit (dBuV/m)	Margin (dB)	Detector
	1	57.0645	50.25	-20.99	29.26	40.00	-10.74	QP
	2	153.7017	57.10	-23.49	33.61	43.50	-9.89	QP
	3	205.0243	53.36	-20.05	33.31	43.50	-10.19	QP
Vertical	No.	Freq. (MHz)	Reading (dBuV/m)	Factor (dB)	Result (dBuV/m)	Limit (dBuV/m)	Margin (dB)	Detector
	1	50.4613	56.89	-20.73	36.16	40.00	-3.84	QP
	2	408.2137	54.63	-15.50	39.13	46.00	-6.87	QP
	3	790.2465	50.10	-7.93	42.17	46.00	-3.83	QP
Above 1G								
Horizontal	No.	Freq. (MHz)	Reading (dBuV/m)	Factor (dB)	Result (dBuV/m)	Limit (dBuV/m)	Margin (dB)	Detector
	1	1389.144	60.10	-10.09	50.01	74.00	-23.99	peak
	2	1389.144	51.63	-10.09	41.54	54.00	-12.46	AVG
Vertical	No.	Freq. (MHz)	Reading (dBuV/m)	Factor (dB)	Result (dBuV/m)	Limit (dBuV/m)	Margin (dB)	Detector
	1	1409.536	65.30	-10.03	55.27	74.00	-18.73	peak
	2	1409.536	57.69	-10.03	47.66	54.00	-6.34	AVG

Model Number: LE-70PA88 Test mode: TV CH25 Allow 1G								
Horizontal	No.	Freq. (MHz)	Reading (dBuV/m)	Factor (dB)	Result (dBuV/m)	Limit (dBuV/m)	Margin (dB)	Detector
	1	58.6913	52.02	-21.05	30.97	40.00	-9.03	QP
	2	153.1627	56.30	-23.54	32.76	43.50	-10.74	QP
	3	205.7458	54.93	-20.05	34.88	43.50	-8.62	QP
Vertical	No.	Freq. (MHz)	Reading (dBuV/m)	Factor (dB)	Result (dBuV/m)	Limit (dBuV/m)	Margin (dB)	Detector
	1	50.1079	54.63	-20.73	33.90	40.00	-6.10	QP
	2	401.1050	54.02	-15.62	38.40	46.00	-7.60	QP
	3	790.2465	47.63	-7.93	39.70	46.00	-6.30	QP
Above 1G								
Horizontal	No.	Freq. (MHz)	Reading (dBuV/m)	Factor (dB)	Result (dBuV/m)	Limit (dBuV/m)	Margin (dB)	Detector
	1	1391.396	59.15	-10.09	49.06	74.00	-24.94	peak
	2	1391.396	51.02	-10.09	40.93	54.00	-13.07	AVG
Vertical	No.	Freq. (MHz)	Reading (dBuV/m)	Factor (dB)	Result (dBuV/m)	Limit (dBuV/m)	Margin (dB)	Detector
	1	1400.436	66.47	-10.06	56.41	74.00	-17.59	peak
	2	1400.436	57.30	-10.06	47.24	54.00	-6.76	AVG

Model Number: LE-70PA88 Test mode: TV CH55 Allow 1G								
Horizontal	No.	Freq. (MHz)	Reading (dBuV/m)	Factor (dB)	Result (dBuV/m)	Limit (dBuV/m)	Margin (dB)	Detector
	1	54.1349	53.45	-20.89	32.56	40.00	-7.44	QP
	2	198.6424	53.14	-20.32	32.82	43.50	-10.68	QP
	3	790.2465	42.63	-7.93	34.70	46.00	-11.30	QP
Vertical	No.	Freq. (MHz)	Reading (dBuV/m)	Factor (dB)	Result (dBuV/m)	Limit (dBuV/m)	Margin (dB)	Detector
	1	50.4613	56.87	-20.73	36.14	40.00	-3.86	QP
	2	395.5070	54.63	-15.67	38.96	46.00	-7.04	QP
	3	793.0280	47.66	-7.87	39.79	46.00	-6.21	QP
Above 1G								
Horizontal	No.	Freq. (MHz)	Reading (dBuV/m)	Factor (dB)	Result (dBuV/m)	Limit (dBuV/m)	Margin (dB)	Detector
	1	1393.650	60.30	-10.08	50.22	74.00	-23.78	peak
	2	1393.650	52.36	-10.08	42.28	54.00	-11.72	AVG
Vertical	No.	Freq. (MHz)	Reading (dBuV/m)	Factor (dB)	Result (dBuV/m)	Limit (dBuV/m)	Margin (dB)	Detector
	1	1398.170	66.45	-10.06	56.39	74.00	-17.61	peak
	2	1398.170	57.30	-10.06	47.24	54.00	-6.76	AVG

Model Number: LE-70PA88								
Test mode: USB Playing Alow 1G								
Horizontal	No.	Freq. (MHz)	Reading (dBuV/m)	Factor (dB)	Result (dBuV/m)	Limit (dBuV/m)	Margin (dB)	Detector
	1	59.7315	50.90	-21.09	29.81	40.00	-10.19	QP
	2	153.7017	56.01	-23.49	32.52	43.50	-10.98	QP
	3	205.7458	56.31	-20.05	36.26	43.50	-7.24	QP
Vertical	No.	Freq. (MHz)	Reading (dBuV/m)	Factor (dB)	Result (dBuV/m)	Limit (dBuV/m)	Margin (dB)	Detector
	1	50.1080	54.32	-20.73	33.59	40.00	-6.41	QP
	2	66.6051	56.87	-21.23	35.64	40.00	-4.36	QP
	3	815.6352	45.99	-7.50	38.49	46.00	-7.51	QP
Above 1G								
Horizontal	No.	Freq. (MHz)	Reading (dBuV/m)	Factor (dB)	Result (dBuV/m)	Limit (dBuV/m)	Margin (dB)	Detector
	1	1389.144	56.35	-10.09	46.26	74.00	-27.74	peak
	2	1389.144	45.89	-10.09	35.80	54.00	-18.20	AVG
Vertical	No.	Freq. (MHz)	Reading (dBuV/m)	Factor (dB)	Result (dBuV/m)	Limit (dBuV/m)	Margin (dB)	Detector
	1	1398.171	64.79	-10.06	54.73	74.00	-19.27	peak
	2	1398.171	55.17	-10.06	45.11	54.00	-8.89	AVG

Model Number: LE-70PA88								
Test mode: AV Allow 1G								
Horizontal	No.	Freq. (MHz)	Reading (dBuV/m)	Factor (dB)	Result (dBuV/m)	Limit (dBuV/m)	Margin (dB)	Detector
	1	59.7314	51.63	-21.09	30.54	40.00	-9.46	QP
	2	153.7017	55.36	-23.49	31.87	43.50	-11.63	QP
	3	205.7458	53.20	-20.05	33.15	43.50	-10.35	QP
Vertical	No.	Freq. (MHz)	Reading (dBuV/m)	Factor (dB)	Result (dBuV/m)	Limit (dBuV/m)	Margin (dB)	Detector
	1	50.2843	56.33	-20.73	35.60	40.00	-4.40	QP
	2	66.6050	54.85	-21.23	33.62	40.00	-6.38	QP
	3	149.4415	60.10	-23.79	36.31	43.50	-7.19	QP
Above 1G								
Horizontal	No.	Freq. (MHz)	Reading (dBuV/m)	Factor (dB)	Result (dBuV/m)	Limit (dBuV/m)	Margin (dB)	Detector
	1	1384.653	57.87	-10.11	47.76	74.00	-26.24	peak
	2	1384.653	49.36	-10.11	39.25	54.00	-14.75	AVG
Vertical	No.	Freq. (MHz)	Reading (dBuV/m)	Factor (dB)	Result (dBuV/m)	Limit (dBuV/m)	Margin (dB)	Detector
	1	1389.144	64.61	-10.09	54.52	74.00	-19.48	peak
	2	1389.144	56.36	-10.09	46.27	54.00	-7.73	AVG

Model Number: LE-70PA88								
Test mode: WAN IN Alow 1G								
Horizontal	No.	Freq. (MHz)	Reading (dBuV/m)	Factor (dB)	Result (dBuV/m)	Limit (dBuV/m)	Margin (dB)	Detector
	1	310.3594	56.24	-17.66	38.58	46.00	-7.42	QP
	2	495.2379	56.84	-13.99	42.85	46.00	-3.15	QP
	3	790.2465	47.30	-7.93	39.37	46.00	-6.63	QP
Vertical	No.	Freq. (MHz)	Reading (dBuV/m)	Factor (dB)	Result (dBuV/m)	Limit (dBuV/m)	Margin (dB)	Detector
	1	50.4613	56.14	-20.73	35.41	40.00	-4.59	QP
	2	408.2137	55.90	-15.50	40.40	46.00	-5.60	QP
	3	790.2465	50.14	-7.93	42.21	46.00	-3.79	QP
Above 1G								
Horizontal	No.	Freq. (MHz)	Reading (dBuV/m)	Factor (dB)	Result (dBuV/m)	Limit (dBuV/m)	Margin (dB)	Detector
	1	1409.536	58.77	-10.03	48.74	74.00	-25.26	peak
	2	1409.536	50.14	-10.03	40.11	54.00	-13.89	AVG
Vertical	No.	Freq. (MHz)	Reading (dBuV/m)	Factor (dB)	Result (dBuV/m)	Limit (dBuV/m)	Margin (dB)	Detector
	1	1398.171	66.57	-10.06	56.51	74.00	-17.49	peak
	2	1398.171	58.36	-10.06	48.30	54.00	-5.70	AVG

Model Number: LE-70PA88								
Test mode: VGA Alow 1G								
Horizontal	No.	Freq. (MHz)	Reading (dBuV/m)	Factor (dB)	Result (dBuV/m)	Limit (dBuV/m)	Margin (dB)	Detector
	1	58.8978	50.64	-21.06	29.58	40.00	-10.42	QP
	2	153.7017	55.42	-23.49	31.93	43.50	-11.57	QP
	3	205.7458	55.78	-20.05	35.73	43.50	-7.77	QP
Vertical	No.	Freq. (MHz)	Reading (dBuV/m)	Factor (dB)	Result (dBuV/m)	Limit (dBuV/m)	Margin (dB)	Detector
	1	50.2844	55.74	-20.73	35.01	40.00	-4.99	QP
	2	66.6051	57.62	-21.23	36.39	40.00	-3.61	QP
	3	790.2466	50.69	-7.93	42.76	46.00	-3.24	QP
Above 1G								
Horizontal	No.	Freq. (MHz)	Reading (dBuV/m)	Factor (dB)	Result (dBuV/m)	Limit (dBuV/m)	Margin (dB)	Detector
	1	1404.979	55.06	-10.04	45.02	74.00	-28.98	peak
	2	1404.979	44.59	-10.04	34.55	54.00	-19.45	AVG
Vertical	No.	Freq. (MHz)	Reading (dBuV/m)	Factor (dB)	Result (dBuV/m)	Limit (dBuV/m)	Margin (dB)	Detector
	1	1400.436	65.53	-10.06	55.47	74.00	-18.53	peak
	2	1400.436	56.10	-10.06	46.04	54.00	-7.96	AVG

Model Number: LE-70PA88								
Test mode: HDMI Alow 1G								
Horizontal	No.	Freq. (MHz)	Reading (dBuV/m)	Factor (dB)	Result (dBuV/m)	Limit (dBuV/m)	Margin (dB)	Detector
	1	58.4855	50.77	-21.04	29.73	40.00	-10.27	QP
	2	205.7458	55.82	-20.05	35.77	43.50	-7.73	QP
	3	395.5071	50.69	-15.67	35.02	46.00	-10.98	QP
Vertical	No.	Freq. (MHz)	Reading (dBuV/m)	Factor (dB)	Result (dBuV/m)	Limit (dBuV/m)	Margin (dB)	Detector
	1	50.9961	54.79	-20.76	34.03	40.00	-5.97	QP
	2	402.5168	54.86	-15.59	39.27	46.00	-6.73	QP
	3	790.2466	50.60	-7.93	42.67	46.00	-3.33	QP
Above 1G								
Horizontal	No.	Freq. (MHz)	Reading (dBuV/m)	Factor (dB)	Result (dBuV/m)	Limit (dBuV/m)	Margin (dB)	Detector
	1	1400.436	55.78	-10.06	45.72	74.00	-28.28	peak
	2	1400.436	44.63	-10.06	34.57	54.00	-19.43	AVG
Vertical	No.	Freq. (MHz)	Reading (dBuV/m)	Factor (dB)	Result (dBuV/m)	Limit (dBuV/m)	Margin (dB)	Detector
	1	1409.536	65.72	-10.03	55.69	74.00	-18.31	peak
	2	1409.536	57.36	-10.03	47.33	54.00	-6.67	AVG



ACCURATE TECHNOLOGY CO., LTD.

F1,Bldg,A,Changyuan New Material Port Keyuan Rd,
Science & Industry Park,Nanshan Shenzhen,P.R.China

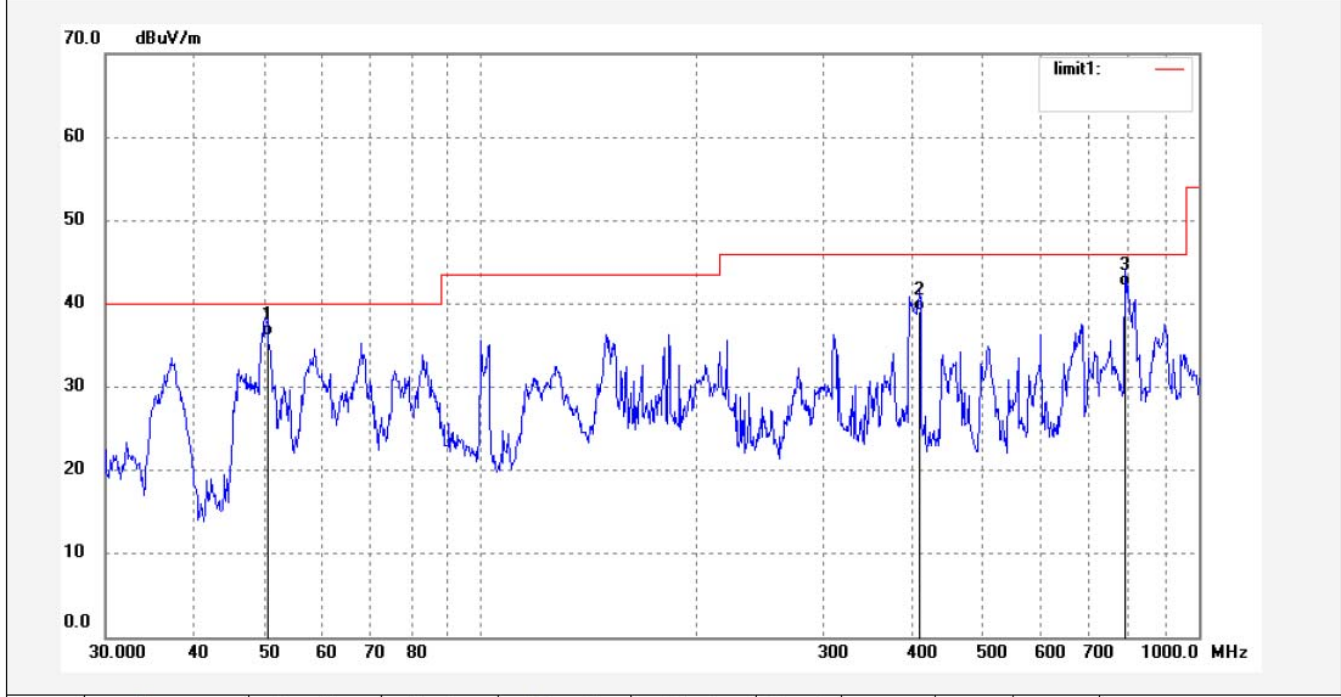
Site: 1# Chamber

Tel:+86-0755-26503290

Fax:+86-0755-26503396

Job No.: star2014 #1652	Polarization: Vertical
Standard: FCC Class B 3M Radiated	Power Source: AC 120V/60Hz
Test item: Radiation Test	Date: 14/10/25/
Temp.(C)/Hum.(%) 25 C / 55 %	Time: 10/10/49
EUT: Interactive Flat Panel	Engineer Signature: STAR
Mode: TV CH2	Distance: 3m
Model: LE-70PA88	
Manufacturer: Prima	

Note: Report No.:ATE20142059



No.	Freq. (MHz)	Reading (dBuV/m)	Factor (dB)	Result (dBuV/m)	Limit (dBuV/m)	Margin (dB)	Detector	Height (cm)	Degree (deg.)	Remark
1	50.4613	56.89	-20.73	36.16	40.00	-3.84	QP			
2	408.2137	54.63	-15.50	39.13	46.00	-6.87	QP			
3	790.2465	50.10	-7.93	42.17	46.00	-3.83	QP			



ACCURATE TECHNOLOGY CO., LTD.

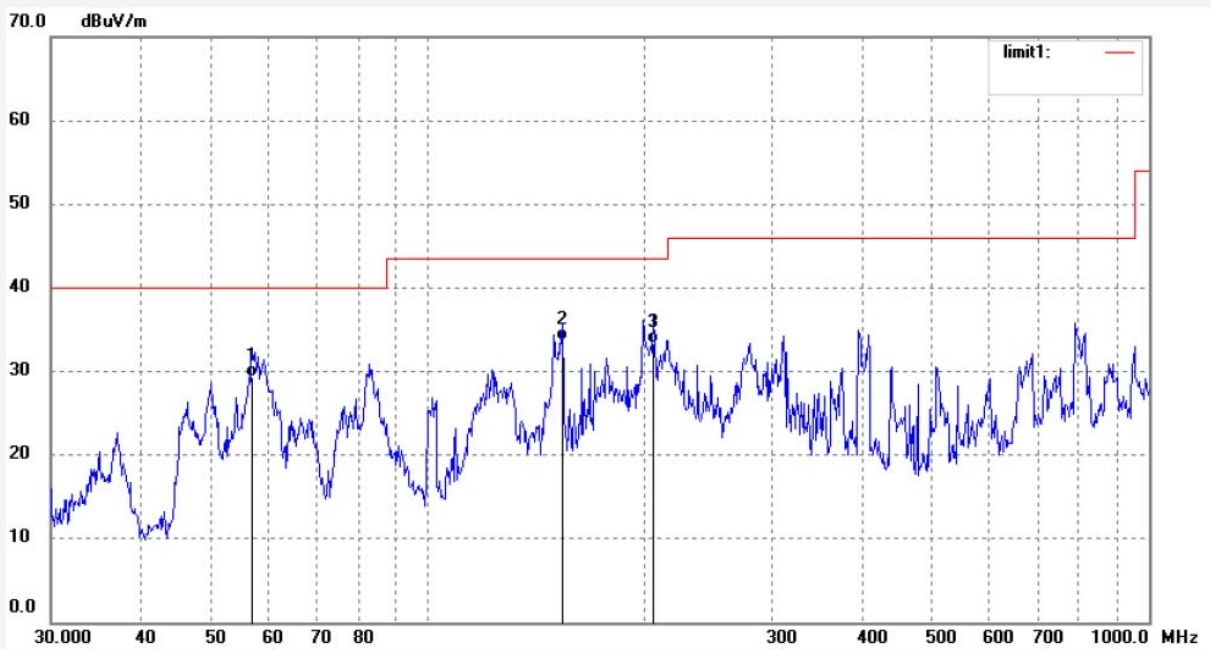
F1,Bldg,A,Changyuan New Material Port Keyuan Rd,
Science & Industry Park,Nanshan Shenzhen,P.R.China

Site: 1# Chamber
Tel:+86-0755-26503290
Fax:+86-0755-26503396

Job No.: star2014 #1653
Standard: FCC Class B 3M Radiated
Test item: Radiation Test
Temp.(C)/Hum.(%) 25 C / 55 %
EUT: Interactive Flat Panel
Mode: TV CH2
Model: LE-70PA88
Manufacturer: Prima

Polarization: Horizontal
Power Source: AC 120V/60Hz
Date: 14/10/25/
Time: 10/14/06
Engineer Signature: STAR
Distance: 3m

Note: Report No.:ATE20142059



No.	Freq. (MHz)	Reading (dBuV/m)	Factor (dB)	Result (dBuV/m)	Limit (dBuV/m)	Margin (dB)	Detector	Height (cm)	Degree (deg.)	Remark
1	57.0645	50.25	-20.99	29.26	40.00	-10.74	QP			
2	153.7017	57.10	-23.49	33.61	43.50	-9.89	QP			
3	205.0243	53.36	-20.05	33.31	43.50	-10.19	QP			



ACCURATE TECHNOLOGY CO., LTD.

F1,Bldg,A,Changyuan New Material Port Keyuan Rd,
Science & Industry Park,Nanshan Shenzhen,P.R.China

Site: 1# Chamber

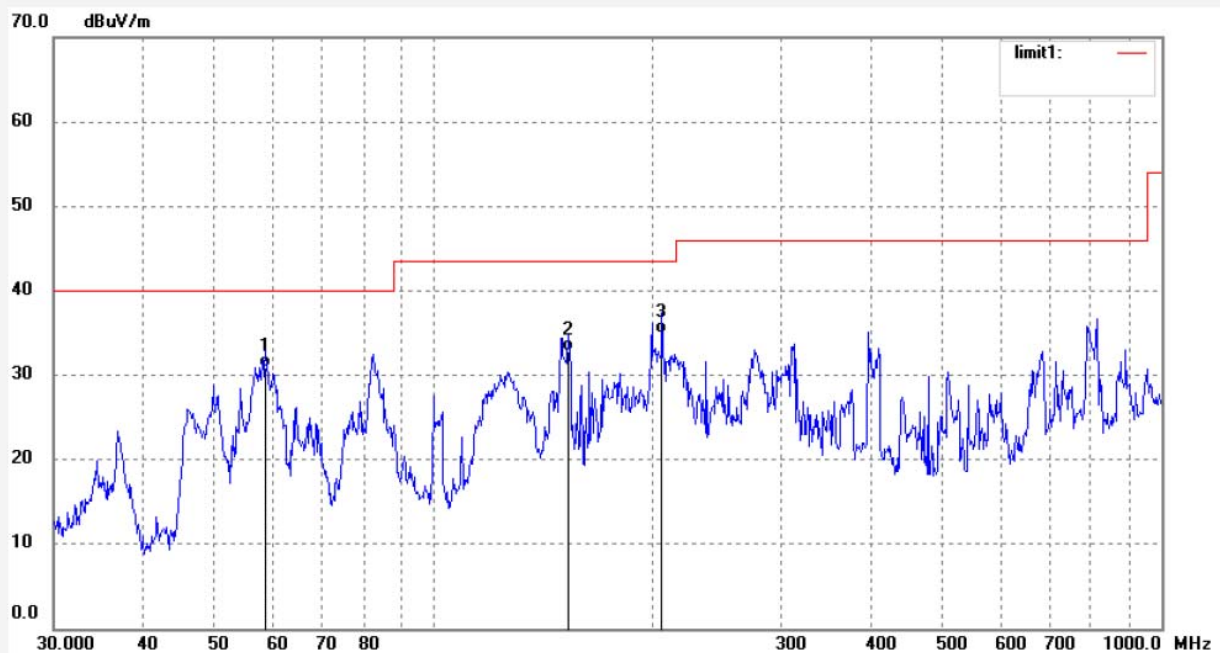
Tel:+86-0755-26503290

Fax:+86-0755-26503396

Job No.: star2014 #1654
Standard: FCC Class B 3M Radiated
Test item: Radiation Test
Temp.(C)/Hum.(%) 25 C / 55 %
EUT: Interactive Flat Panel
Mode: TV CH25
Model: LE-70PA88
Manufacturer: Prima

Polarization: Horizontal
Power Source: AC 120V/60Hz
Date: 14/10/25/
Time: 10/18/16
Engineer Signature: STAR
Distance: 3m

Note: Report No.:ATE20142059



No.	Freq. (MHz)	Reading (dBuV/m)	Factor (dB)	Result (dBuV/m)	Limit (dBuV/m)	Margin (dB)	Detector	Height (cm)	Degree (deg.)	Remark
1	58.6913	52.02	-21.05	30.97	40.00	-9.03	QP			
2	153.1627	56.30	-23.54	32.76	43.50	-10.74	QP			
3	205.7458	54.93	-20.05	34.88	43.50	-8.62	QP			

Job No.: star2014 #1655

Standard: FCC Class B 3M Radiated

Test item: Radiation Test

Temp.(C)/Hum.(%) 25 C / 55 %

EUT: Interactive Flat Panel

Mode: TV CH25

Model: LE-70PA88

Manufacturer: Prima

Polarization: Vertical

Power Source: AC 120V/60Hz

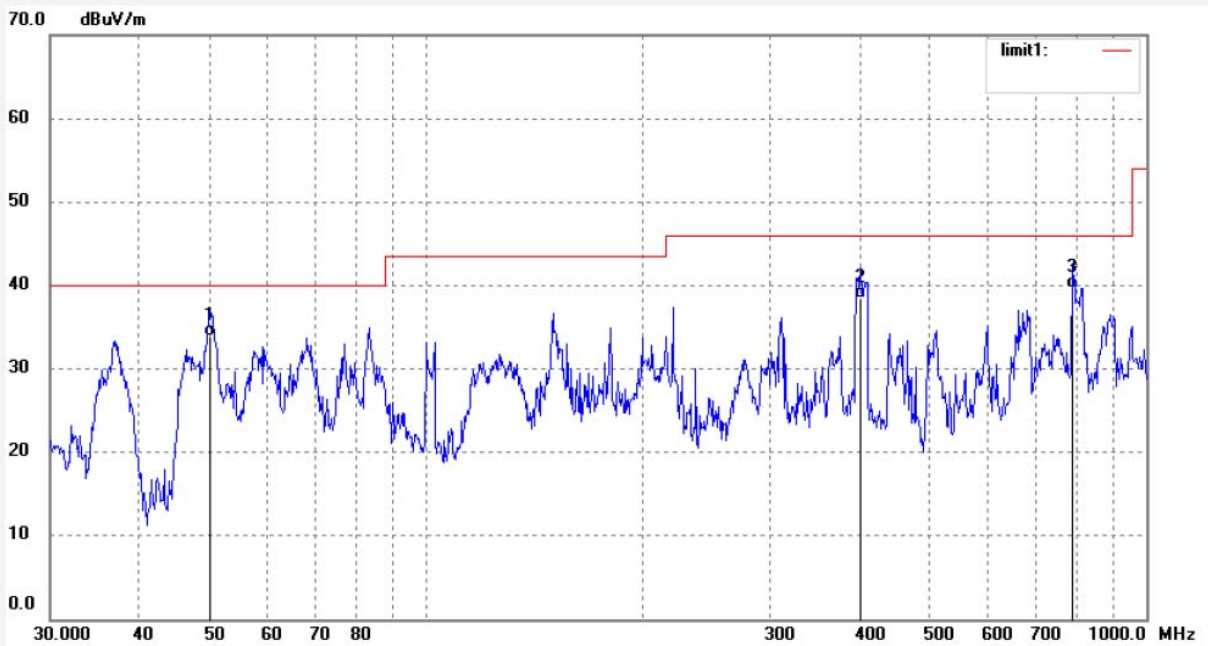
Date: 14/10/25/

Time: 10/22/10

Engineer Signature: STAR

Distance: 3m

Note: Report No.:ATE20142059

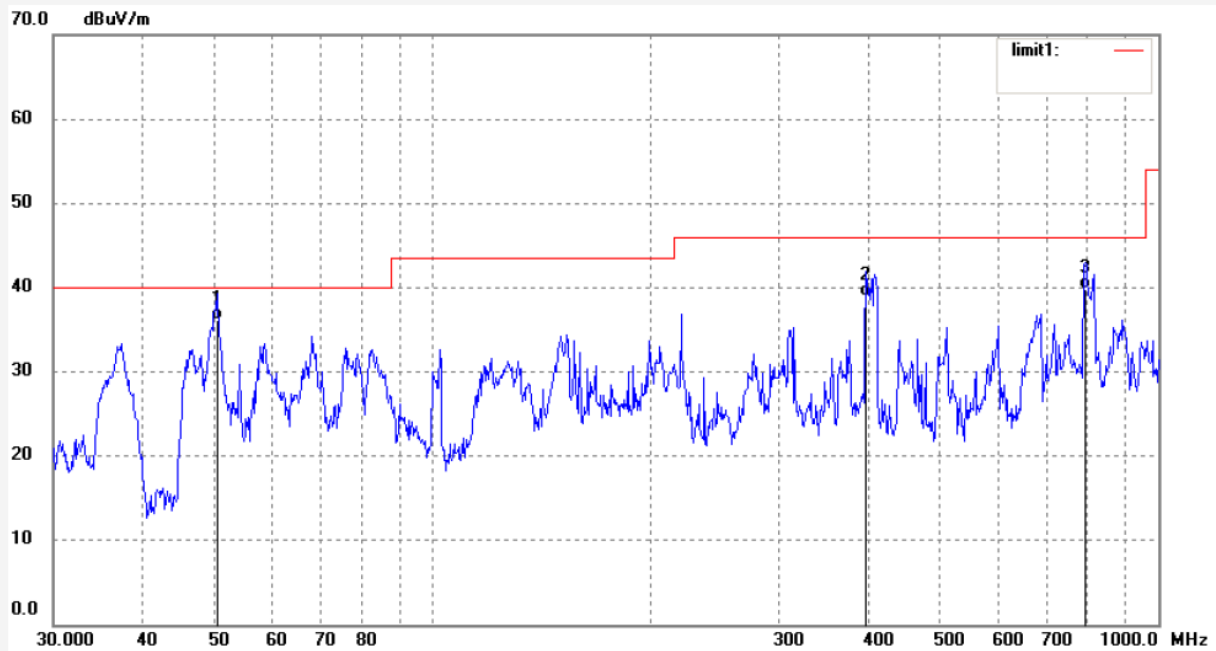


No.	Freq. (MHz)	Reading (dBuV/m)	Factor (dB)	Result (dBuV/m)	Limit (dBuV/m)	Margin (dB)	Detector	Height (cm)	Degree (deg.)	Remark
1	50.1079	54.63	-20.73	33.90	40.00	-6.10	QP			
2	401.1050	54.02	-15.62	38.40	46.00	-7.60	QP			
3	790.2465	47.63	-7.93	39.70	46.00	-6.30	QP			

Job No.: star2014 #1656
 Standard: FCC Class B 3M Radiated
 Test item: Radiation Test
 Temp.(C)/Hum.(%) 25 C / 55 %
 EUT: Interactive Flat Panel
 Mode: TV CH55
 Model: LE-70PA88
 Manufacturer: Prima

Polarization: Vertical
 Power Source: AC 120V/60Hz
 Date: 14/10/25/
 Time: 10/25/00
 Engineer Signature: STAR
 Distance: 3m

Note: Report No.:ATE20142059



No.	Freq. (MHz)	Reading (dBuV/m)	Factor (dB)	Result (dBuV/m)	Limit (dBuV/m)	Margin (dB)	Detector	Height (cm)	Degree (deg.)	Remark
1	50.4613	56.87	-20.73	36.14	40.00	-3.86	QP			
2	395.5070	54.63	-15.67	38.96	46.00	-7.04	QP			
3	793.0280	47.66	-7.87	39.79	46.00	-6.21	QP			



ACCURATE TECHNOLOGY CO., LTD.

F1,Bldg,A,Changyuan New Material Port Keyuan Rd,
Science & Industry Park,Nanshan Shenzhen,P.R.China

Site: 1# Chamber

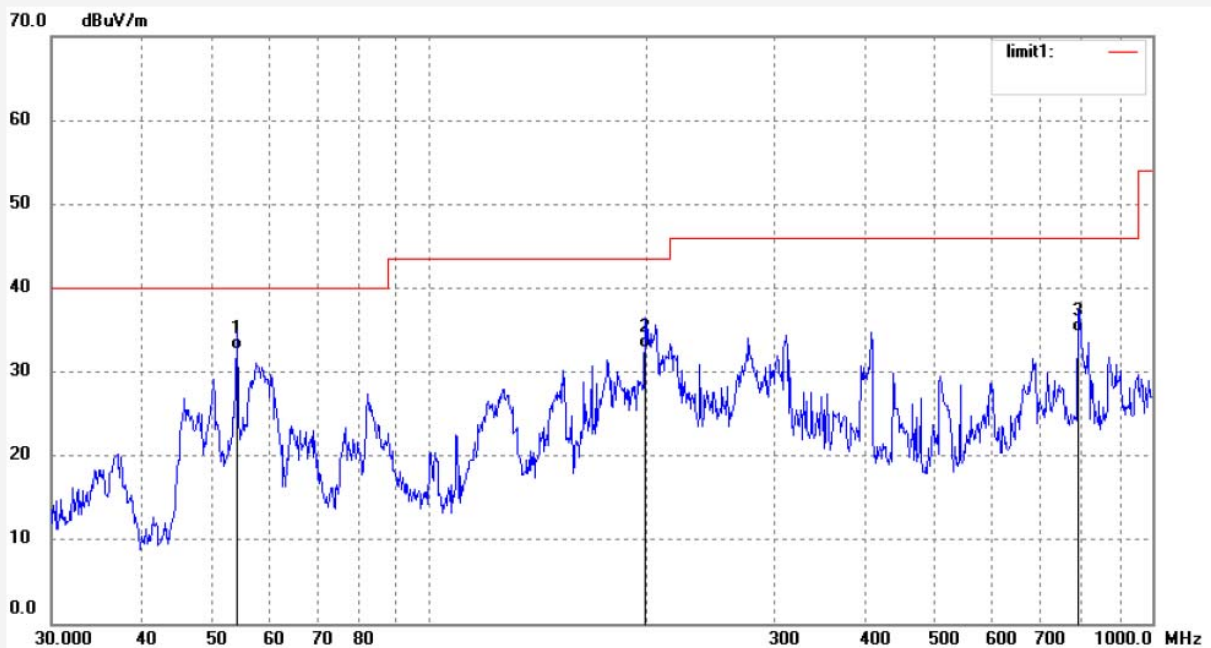
Tel:+86-0755-26503290

Fax:+86-0755-26503396

Job No.: star2014 #1657
Standard: FCC Class B 3M Radiated
Test item: Radiation Test
Temp.(C)/Hum.(%) 25 C / 55 %
EUT: Interactive Flat Panel
Mode: TV CH55
Model: LE-70PA88
Manufacturer: Prima

Polarization: Horizontal
Power Source: AC 120V/60Hz
Date: 14/10/25/
Time: 10/29/49
Engineer Signature: STAR
Distance: 3m

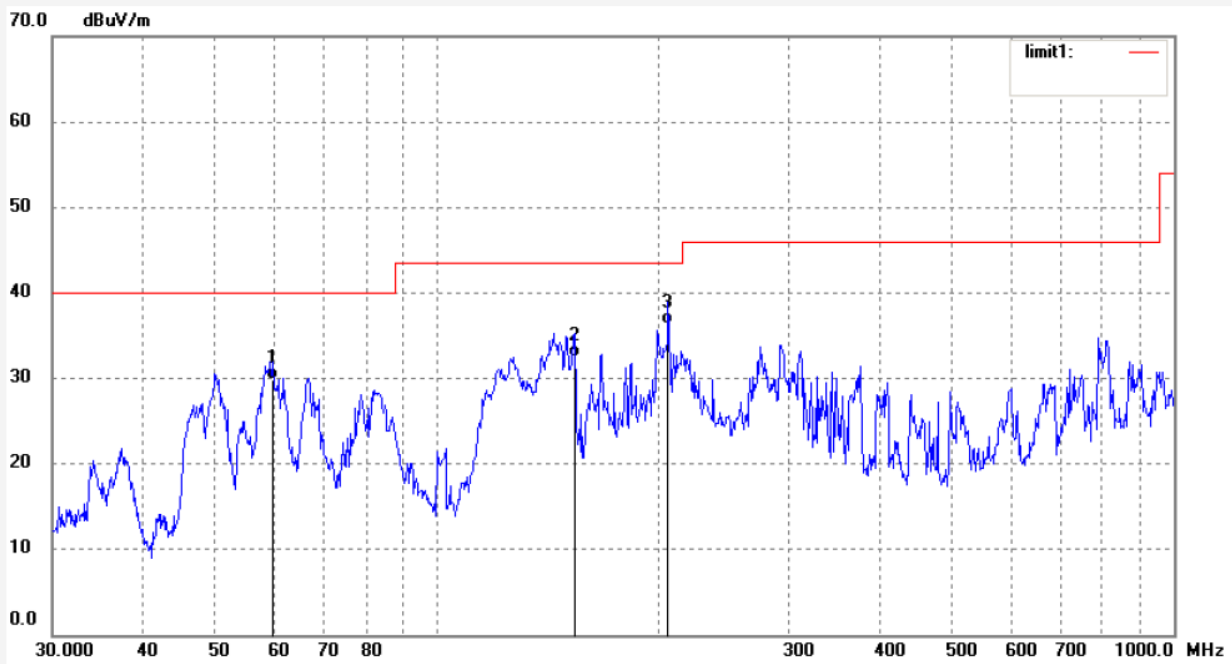
Note: Report No.:ATE20142059



No.	Freq. (MHz)	Reading (dBuV/m)	Factor (dB)	Result (dBuV/m)	Limit (dBuV/m)	Margin (dB)	Detector	Height (cm)	Degree (deg.)	Remark
1	54.1349	53.45	-20.89	32.56	40.00	-7.44	QP			
2	198.6424	53.14	-20.32	32.82	43.50	-10.68	QP			
3	790.2465	42.63	-7.93	34.70	46.00	-11.30	QP			

Job No.: star2014 #1658	Polarization: Horizontal
Standard: FCC Class B 3M Radiated	Power Source: AC 120V/60Hz
Test item: Radiation Test	Date: 14/10/25/
Temp.(C)/Hum.(%) 25 C / 55 %	Time: 10/33/14
EUT: Interactive Flat Panel	Engineer Signature: STAR
Mode: USB Playing	Distance: 3m
Model: LE-70PA88	
Manufacturer: Prima	

Note: Report No.:ATE20142059



No.	Freq. (MHz)	Reading (dBuV/m)	Factor (dB)	Result (dBuV/m)	Limit (dBuV/m)	Margin (dB)	Detector	Height (cm)	Degree (deg.)	Remark
1	59.7315	50.90	-21.09	29.81	40.00	-10.19	QP			
2	153.7017	56.01	-23.49	32.52	43.50	-10.98	QP			
3	205.7458	56.31	-20.05	36.26	43.50	-7.24	QP			



ACCURATE TECHNOLOGY CO., LTD.

F1,Bldg,A,Changyuan New Material Port Keyuan Rd,
Science & Industry Park,Nanshan Shenzhen,P.R.China

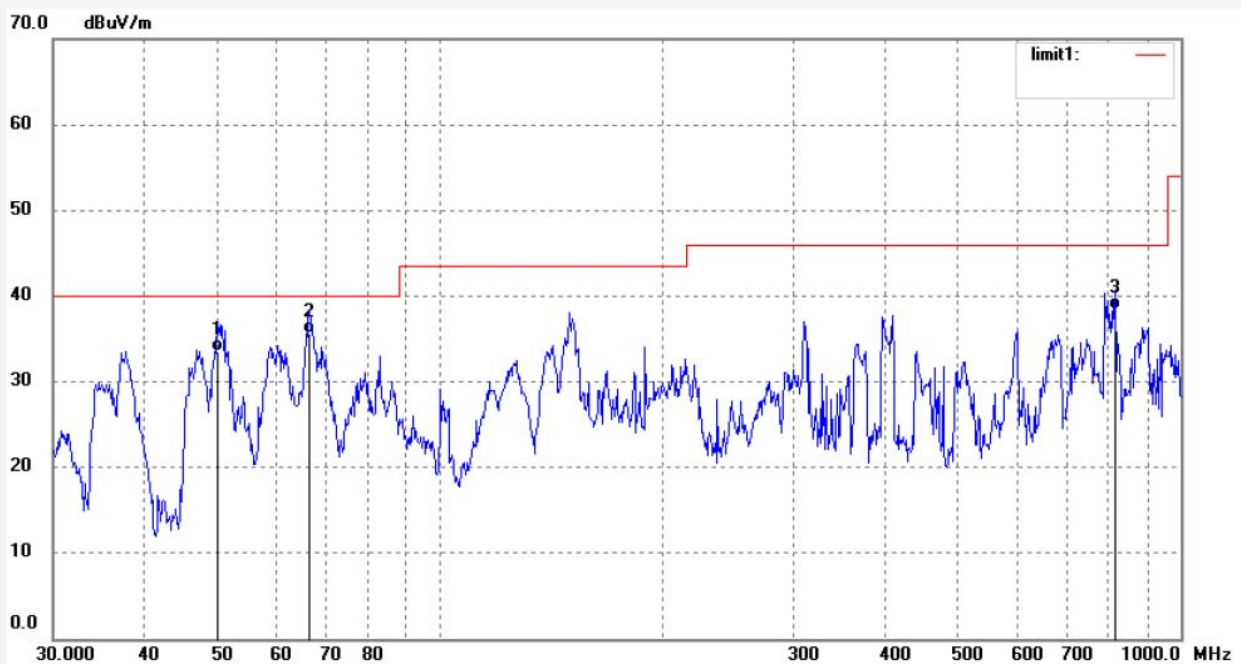
Site: 1# Chamber

Tel:+86-0755-26503290

Fax:+86-0755-26503396

Job No.: star2014 #1659	Polarization: Vertical
Standard: FCC Class B 3M Radiated	Power Source: AC 120V/60Hz
Test item: Radiation Test	Date: 14/10/25/
Temp.(C)/Hum.(%) 25 C / 55 %	Time: 10/37/53
EUT: Interactive Flat Panel	Engineer Signature: STAR
Mode: USB Playing	Distance: 3m
Model: LE-70PA88	
Manufacturer: Prima	

Note: Report No.:ATE20142059



No.	Freq. (MHz)	Reading (dBuV/m)	Factor (dB)	Result (dBuV/m)	Limit (dBuV/m)	Margin (dB)	Detector	Height (cm)	Degree (deg.)	Remark
1	50.1080	54.32	-20.73	33.59	40.00	-6.41	QP			
2	66.6051	56.87	-21.23	35.64	40.00	-4.36	QP			
3	815.6352	45.99	-7.50	38.49	46.00	-7.51	QP			



ACCURATE TECHNOLOGY CO., LTD.

F1,Bldg,A,Changyuan New Material Port Keyuan Rd,
Science & Industry Park,Nanshan Shenzhen,P.R.China

Site: 1# Chamber

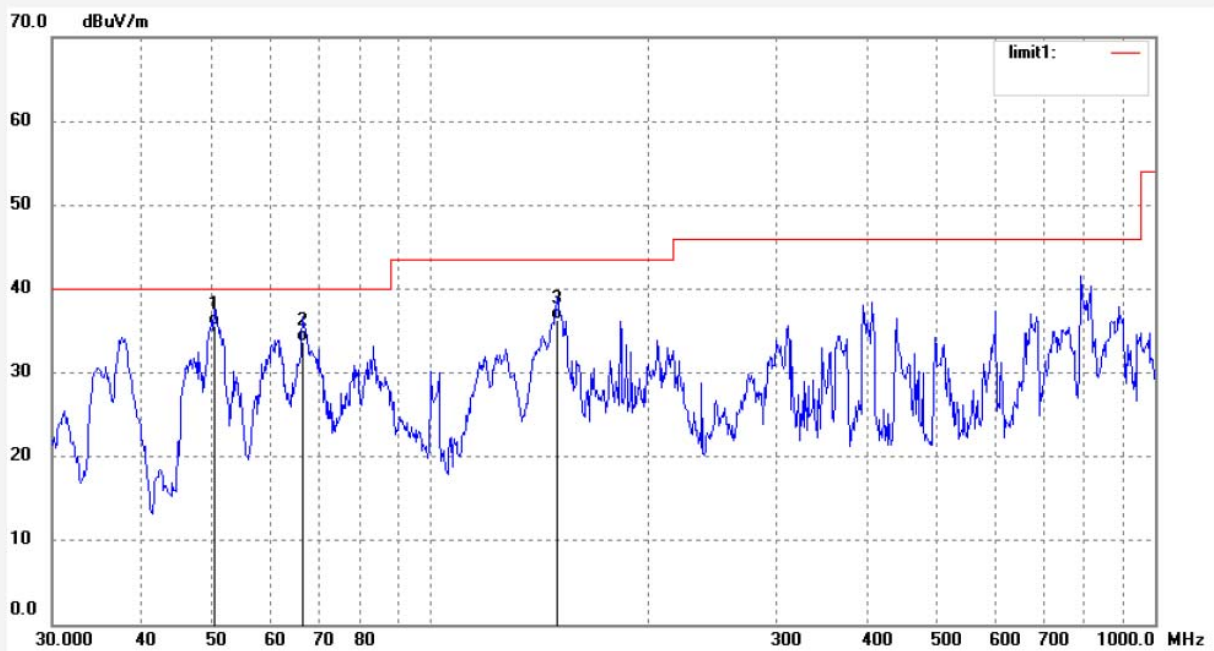
Tel:+86-0755-26503290

Fax:+86-0755-26503396

Job No.: star2014 #1660
Standard: FCC Class B 3M Radiated
Test item: Radiation Test
Temp.(C)/Hum.(%) 25 C / 55 %
EUT: Interactive Flat Panel
Mode: AV
Model: LE-70PA88
Manufacturer: Prima

Polarization: Vertical
Power Source: AC 120V/60Hz
Date: 14/10/25/
Time: 10/40/52
Engineer Signature: STAR
Distance: 3m

Note: Report No.:ATE20142059



No.	Freq. (MHz)	Reading (dBuV/m)	Factor (dB)	Result (dBuV/m)	Limit (dBuV/m)	Margin (dB)	Detector	Height (cm)	Degree (deg.)	Remark
1	50.2843	56.33	-20.73	35.60	40.00	-4.40	QP			
2	66.6050	54.85	-21.23	33.62	40.00	-6.38	QP			
3	149.4415	60.10	-23.79	36.31	43.50	-7.19	QP			



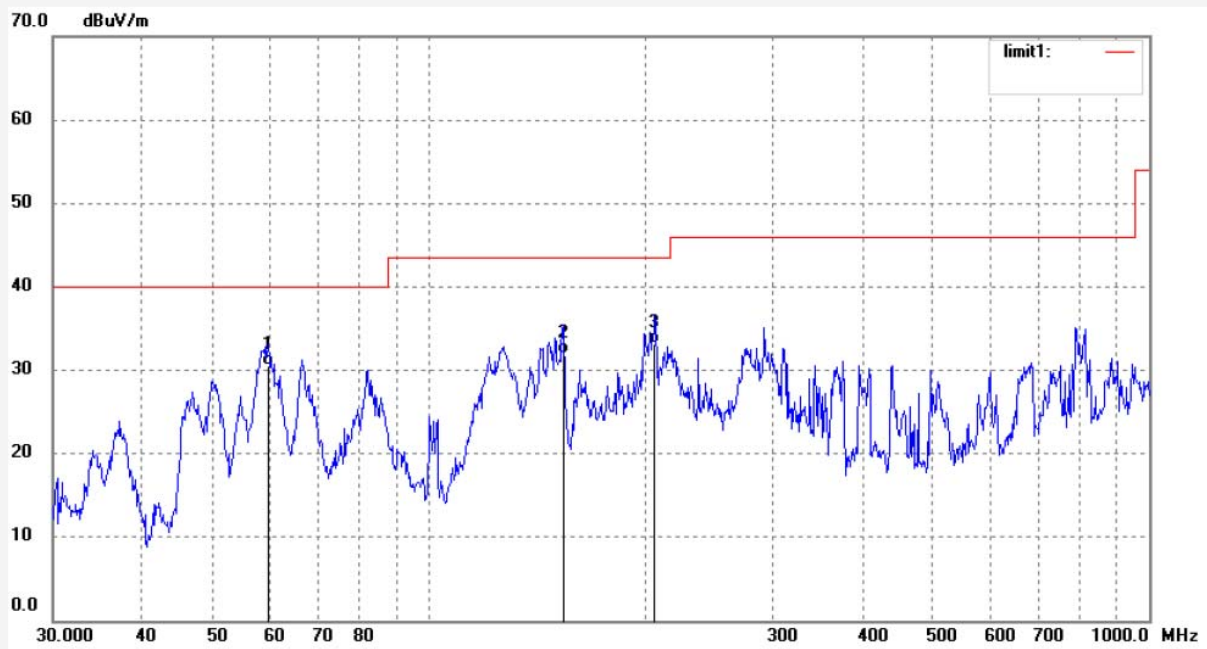
ACCURATE TECHNOLOGY CO., LTD.

F1,Bldg.A,Changyuan New Material Port Keyuan Rd,
Science & Industry Park,Nanshan Shenzhen,P.R.China

Site: 1# Chamber
Tel:+86-0755-26503290
Fax:+86-0755-26503396

Job No.: star2014 #1661	Polarization: Horizontal
Standard: FCC Class B 3M Radiated	Power Source: AC 120V/60Hz
Test item: Radiation Test	Date: 14/10/25/
Temp.(C)/Hum.(%) 25 C / 55 %	Time: 10/44/25
EUT: Interactive Flat Panel	Engineer Signature: STAR
Mode: AV	Distance: 3m
Model: LE-70PA88	
Manufacturer: Prima	

Note: Report No.:ATE20142059

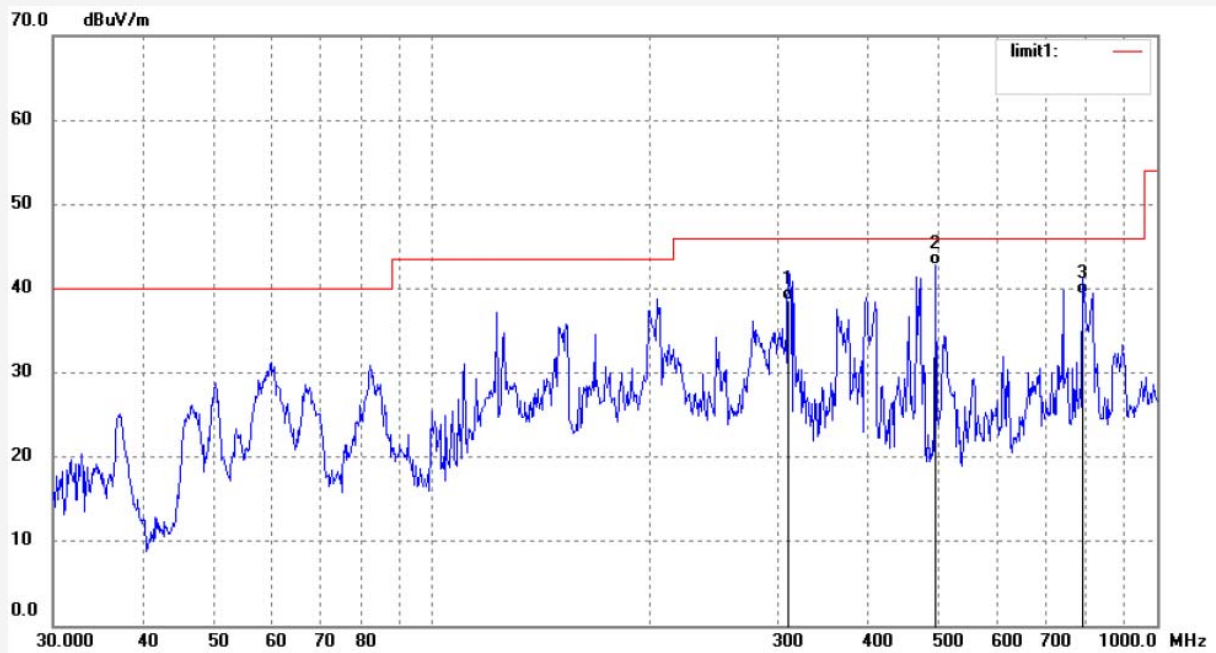


No.	Freq. (MHz)	Reading (dBuV/m)	Factor (dB)	Result (dBuV/m)	Limit (dBuV/m)	Margin (dB)	Detector	Height (cm)	Degree (deg.)	Remark
1	59.7314	51.63	-21.09	30.54	40.00	-9.46	QP			
2	153.7017	55.36	-23.49	31.87	43.50	-11.63	QP			
3	205.7458	53.20	-20.05	33.15	43.50	-10.35	QP			

Job No.: star2014 #1662
 Standard: FCC Class B 3M Radiated
 Test item: Radiation Test
 Temp.(C)/Hum.(%) 25 C / 55 %
 EUT: Interactive Flat Panel
 Mode: WAN IN
 Model: LE-70PA88
 Manufacturer: Prima

Polarization: Horizontal
 Power Source: AC 120V/60Hz
 Date: 14/10/25/
 Time: 10/49/47
 Engineer Signature: STAR
 Distance: 3m

Note: Report No.:ATE20142059



No.	Freq. (MHz)	Reading (dBuV/m)	Factor (dB)	Result (dBuV/m)	Limit (dBuV/m)	Margin (dB)	Detector	Height (cm)	Degree (deg.)	Remark
1	310.3594	56.24	-17.66	38.58	46.00	-7.42	QP			
2	495.2379	56.84	-13.99	42.85	46.00	-3.15	QP			
3	790.2465	47.30	-7.93	39.37	46.00	-6.63	QP			



ACCURATE TECHNOLOGY CO., LTD.

F1,Bldg,A,Changyuan New Material Port Keyuan Rd,
Science & Industry Park,Nanshan Shenzhen,P.R.China

Site: 1# Chamber

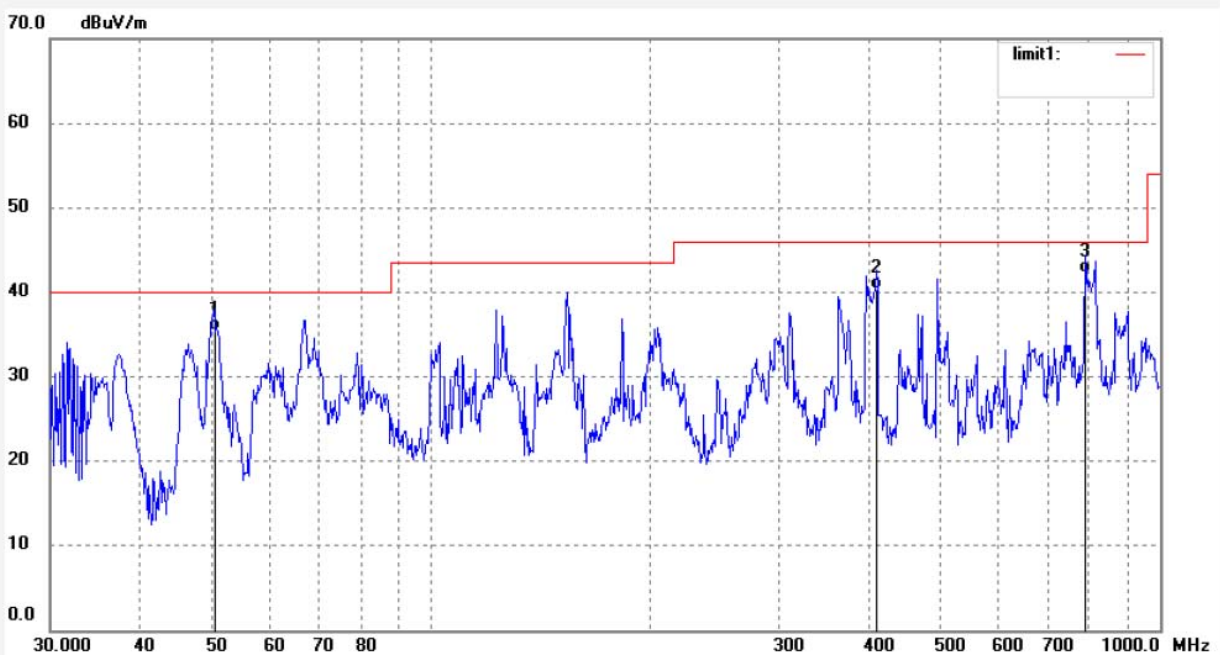
Tel:+86-0755-26503290

Fax:+86-0755-26503396

Job No.: star2014 #1663
Standard: FCC Class B 3M Radiated
Test item: Radiation Test
Temp.(C)/Hum.(%) 25 C / 55 %
EUT: Interactive Flat Panel
Mode: WAN IN
Model: LE-70PA88
Manufacturer: Prima

Polarization: Vertical
Power Source: AC 120V/60Hz
Date: 14/10/25/
Time: 10/52/46
Engineer Signature: STAR
Distance: 3m

Note: Report No.:ATE20142059

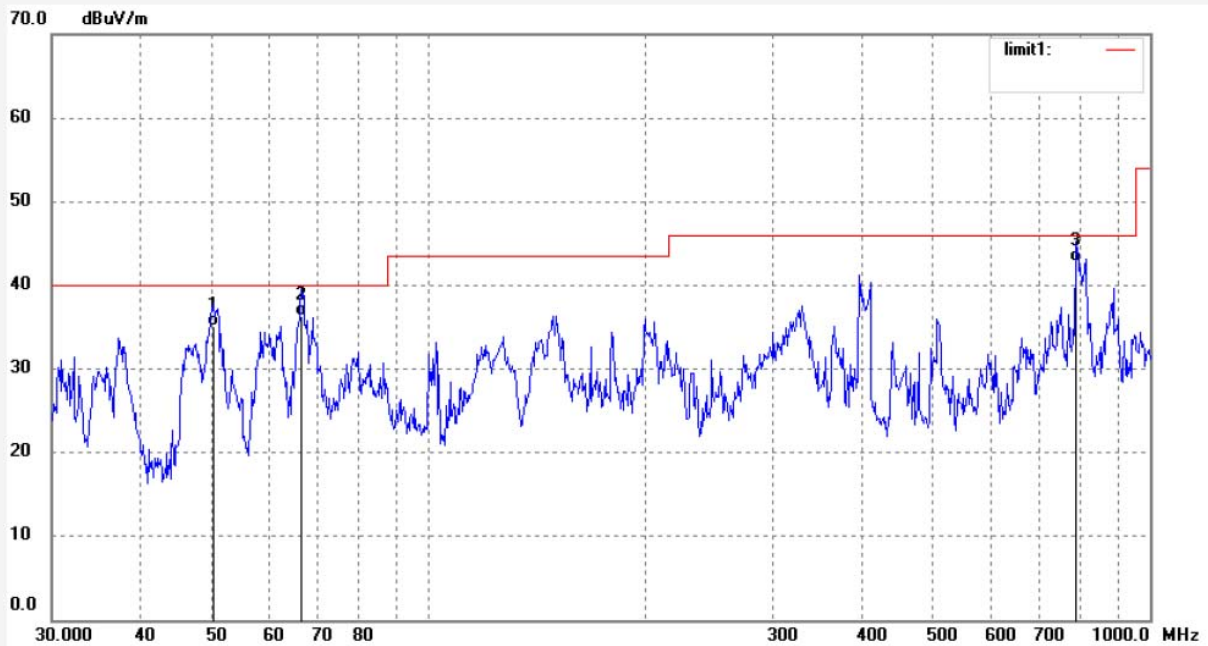


No.	Freq. (MHz)	Reading (dBuV/m)	Factor (dB)	Result (dBuV/m)	Limit (dBuV/m)	Margin (dB)	Detector	Height (cm)	Degree (deg.)	Remark
1	50.4613	56.14	-20.73	35.41	40.00	-4.59	QP			
2	408.2137	55.90	-15.50	40.40	46.00	-5.60	QP			
3	790.2465	50.14	-7.93	42.21	46.00	-3.79	QP			

Job No.: star2014 #1664
 Standard: FCC Class B 3M Radiated
 Test item: Radiation Test
 Temp.(C)/Hum.(%) 25 C / 55 %
 EUT: Interactive Flat Panel
 Mode: VGA
 Model: LE-70PA88
 Manufacturer: Prima

Polarization: Vertical
 Power Source: AC 120V/60Hz
 Date: 14/10/25/
 Time: 10/56/56
 Engineer Signature: STAR
 Distance: 3m

Note: Report No.:ATE20142059



No.	Freq. (MHz)	Reading (dBuV/m)	Factor (dB)	Result (dBuV/m)	Limit (dBuV/m)	Margin (dB)	Detector	Height (cm)	Degree (deg.)	Remark
1	50.2844	55.74	-20.73	35.01	40.00	-4.99	QP			
2	66.6051	57.62	-21.23	36.39	40.00	-3.61	QP			
3	790.2466	50.69	-7.93	42.76	46.00	-3.24	QP			