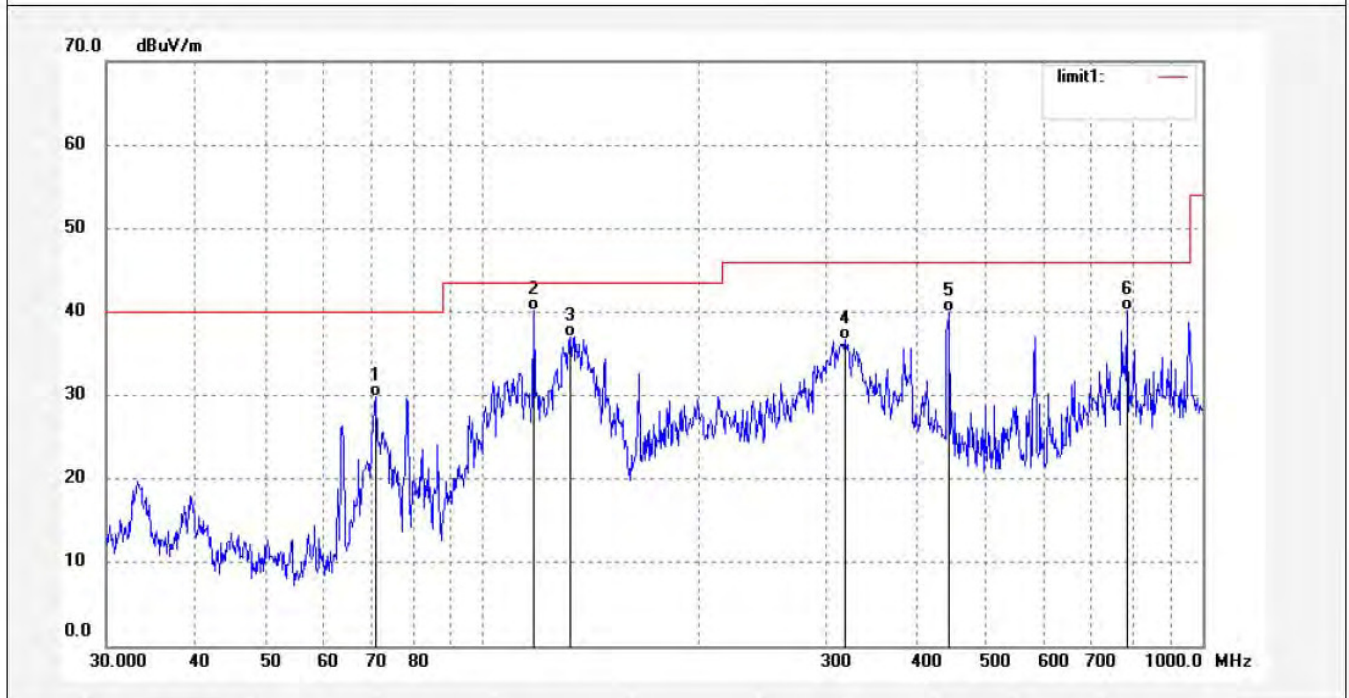


Job No.: DING11 #16
 Standard: FCC Class B 3M Radiated
 Test item: Radiation Test
 Temp.(C)/Hum.(%) 25 C / 55 %
 EUT: Interactive Flat Panel
 Mode: Memory Playing
 Model: LE-55PC88
 Manufacturer: PRIMA

Polarization: Horizontal
 Power Source: AC 120V/60Hz
 Date: 2016/09/03
 Time: 16:36:49
 Engineer Signature: DING
 Distance: 3m

Note: Report NO:ATE20160582



No.	Freq. (MHz)	Reading (dBuV/m)	Factor (dB)	Result (dBuV/m)	Limit (dBuV/m)	Margin (dB)	Detector	Height (cm)	Degree (deg.)	Remark
1	71.2033	52.69	-22.92	29.77	40.00	-10.23	QP			
2	117.6815	61.42	-21.27	40.15	43.50	-3.35	QP			
3	132.6142	58.91	-21.82	37.09	43.50	-6.41	QP			
4	318.0875	52.49	-15.84	36.65	46.00	-9.35	QP			
5	444.1299	53.09	-13.13	39.96	46.00	-6.04	QP			
6	784.7129	46.28	-6.15	40.13	46.00	-5.87	QP			

Above 1GHz



ACCURATE TECHNOLOGY CO., LTD.

F1,Bldg,A,Changyuan New Material Port Keyuan Rd,
Science & Industry Park,Nanshan Shenzhen,P.R.China

Site: 1# Chamber

Tel:+86-0755-26503290

Fax:+86-0755-26503396

Job No.: DING11 #17

Standard: FCC PK

Test item: Radiation Test

Temp.(C)/Hum.(%) 25 C / 55 %

EUT: Interactive Flat Panel

Mode: Memory Playing

Model: LE-55PC88

Manufacturer: PRIMA

Polarization: Horizontal

Power Source: AC 120V/60Hz

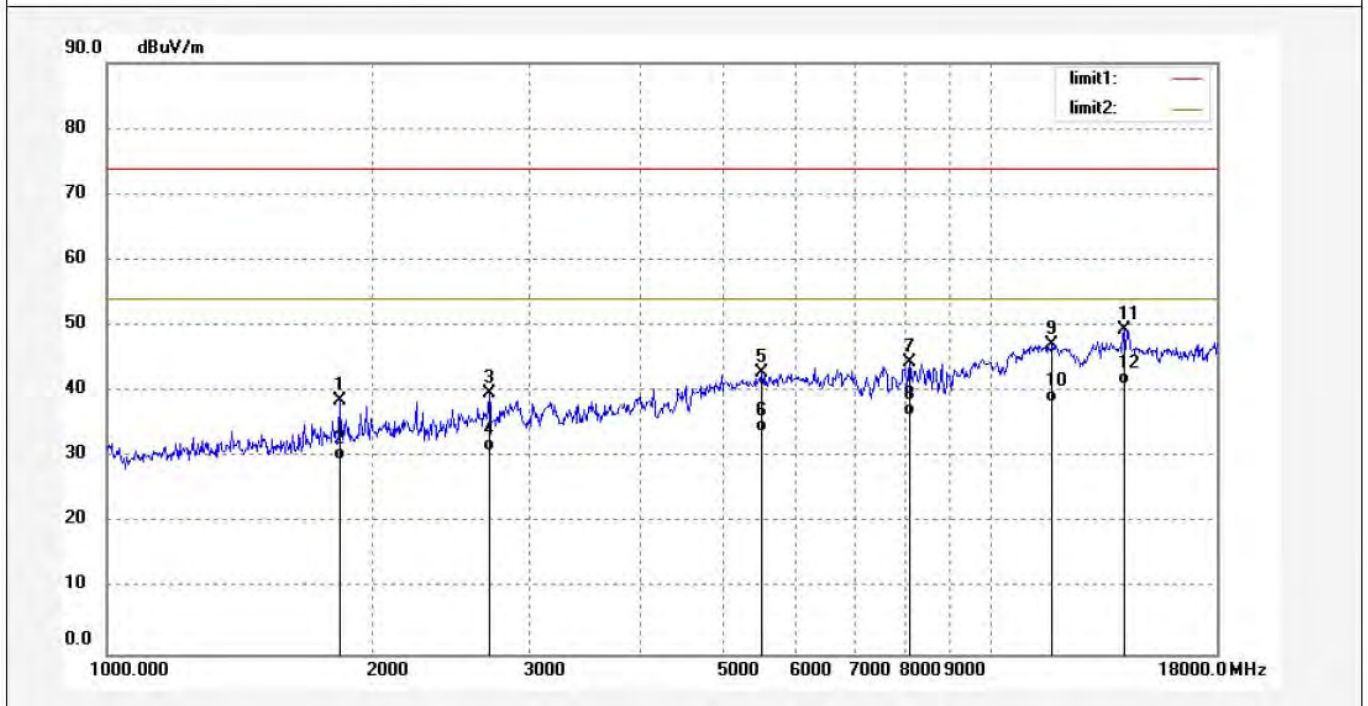
Date: 2016/09/03

Time: 16:50:28

Engineer Signature: DING

Distance: 3m

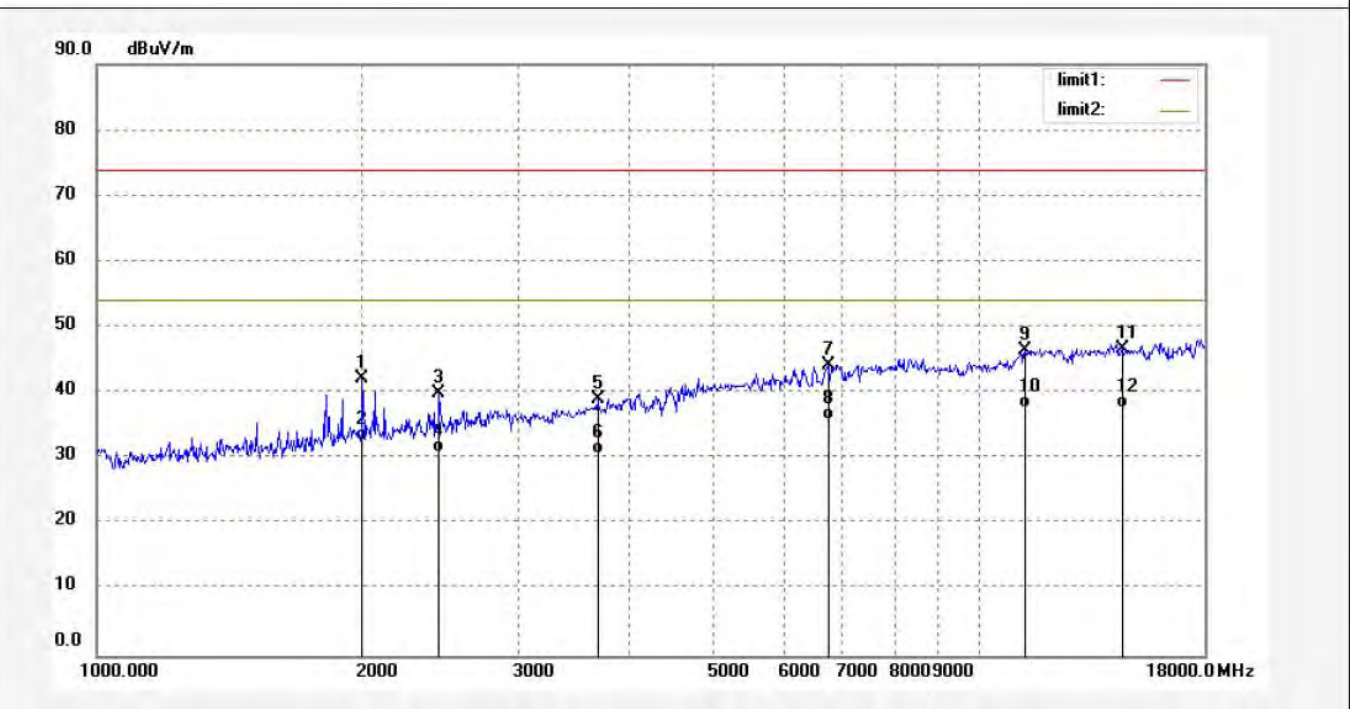
Note: Report NO:ATE20160582



No.	Freq. (MHz)	Reading (dBuV/m)	Factor (dB)	Result (dBuV/m)	Limit (dBuV/m)	Margin (dB)	Detector	Height (cm)	Degree (deg.)	Remark
1	1832.050	48.34	-9.68	38.66	74.00	-35.34	peak			
2	1832.050	39.25	-9.68	29.57	54.00	-24.43	AVG			
3	2706.011	46.18	-6.39	39.79	74.00	-34.21	peak			
4	2706.011	37.35	-6.39	30.96	54.00	-23.04	AVG			
5	5505.225	40.73	2.17	42.90	74.00	-31.10	peak			
6	5505.225	31.68	2.17	33.85	54.00	-20.15	AVG			
7	8084.239	36.01	8.47	44.48	74.00	-29.52	peak			
8	8084.239	27.84	8.47	36.31	54.00	-17.69	AVG			
9	11734.016	34.16	12.88	47.04	74.00	-26.96	peak			
10	11734.016	25.55	12.88	38.43	54.00	-15.57	AVG			
11	14136.778	0.72	48.60	49.32	74.00	-24.68	peak			
12	14136.778	-7.45	48.60	41.15	54.00	-12.85	AVG			

Job No.: DING11 #18	Polarization: Vertical
Standard: FCC PK	Power Source: AC 120V/60Hz
Test item: Radiation Test	Date: 2016/09/03
Temp.(C)/Hum.(%) 25 C / 55 %	Time: 16:53:47
EUT: Interactive Flat Panel	Engineer Signature: DING
Mode: Memory Playing	Distance: 3m
Model: LE-55PC88	
Manufacturer: PRIMA	

Note: Report NO:ATE20160582

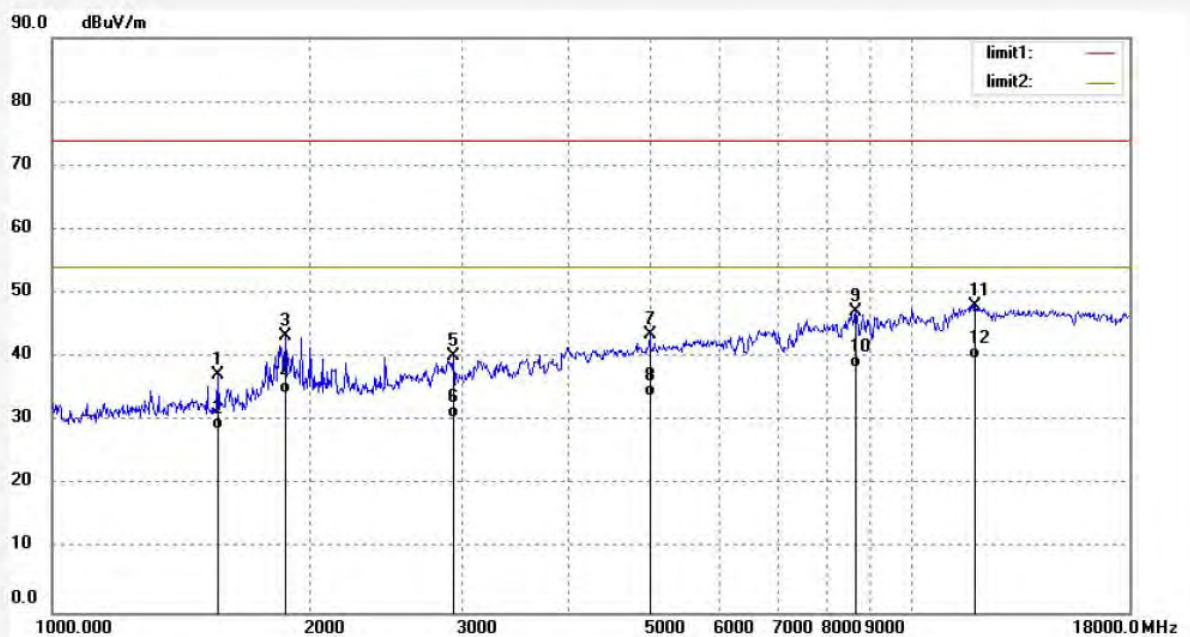


No.	Freq. (MHz)	Reading (dBuV/m)	Factor (dB)	Result (dBuV/m)	Limit (dBuV/m)	Margin (dB)	Detector	Height (cm)	Degree (deg.)	Remark
1	1999.221	50.98	-8.90	42.08	74.00	-31.92	peak			
2	1999.221	41.68	-8.90	32.78	54.00	-21.22	AVG			
3	2443.910	47.21	-7.37	39.84	74.00	-34.16	peak			
4	2443.910	38.26	-7.37	30.89	54.00	-23.11	AVG			
5	3694.796	41.20	-2.26	38.94	74.00	-35.06	peak			
6	3694.796	33.02	-2.26	30.76	54.00	-23.24	AVG			
7	6749.376	39.17	5.02	44.19	74.00	-29.81	peak			
8	6749.376	30.76	5.02	35.78	54.00	-18.22	AVG			
9	11265.461	35.32	11.24	46.56	74.00	-27.44	peak			
10	11265.461	26.51	11.24	37.75	54.00	-16.25	AVG			
11	14554.311	-3.73	50.33	46.60	74.00	-27.40	peak			
12	14554.311	-12.57	50.33	37.76	54.00	-16.24	AVG			

Job No.: DING11 #19
 Standard: FCC PK
 Test item: Radiation Test
 Temp.(C)/Hum.(%) 25 C / 55 %
 EUT: Interactive Flat Panel
 Mode: USB IN
 Model: LE-55PC88
 Manufacturer: PRIMA

Polarization: Vertical
 Power Source: AC 120V/60Hz
 Date: 2016/09/03
 Time: 16:55:45
 Engineer Signature: DING
 Distance: 3m

Note: Report NO:ATE20160582



No.	Freq. (MHz)	Reading (dBuV/m)	Factor (dB)	Result (dBuV/m)	Limit (dBuV/m)	Margin (dB)	Detector	Height (cm)	Degree (deg.)	Remark
1	1561.027	48.16	-10.97	37.19	74.00	-36.81	peak			
2	1561.027	39.67	-10.97	28.70	54.00	-25.30	AVG			
3	1869.761	52.95	-9.59	43.36	74.00	-30.64	peak			
4	1869.761	43.85	-9.59	34.26	54.00	-19.74	AVG			
5	2935.789	45.94	-5.68	40.26	74.00	-33.74	peak			
6	2935.789	36.18	-5.68	30.50	54.00	-23.50	AVG			
7	4971.997	42.12	1.38	43.50	74.00	-30.50	peak			
8	4971.997	32.56	1.38	33.94	54.00	-20.06	AVG			
9	8643.983	38.40	8.70	47.10	74.00	-26.90	peak			
10	8643.983	29.66	8.70	38.36	54.00	-15.64	AVG			
11	11906.038	35.42	12.58	48.00	74.00	-26.00	peak			
12	11906.038	27.19	12.58	39.77	54.00	-14.23	AVG			

Job No.: DING11 #20

Standard: FCC PK

Test item: Radiation Test

Temp.(C)/Hum.(%) 25 C / 55 %

EUT: Interactive Flat Panel

Mode: USB IN

Model: LE-55PC88

Manufacturer: PRIMA

Polarization: Horizontal

Power Source: AC 120V/60Hz

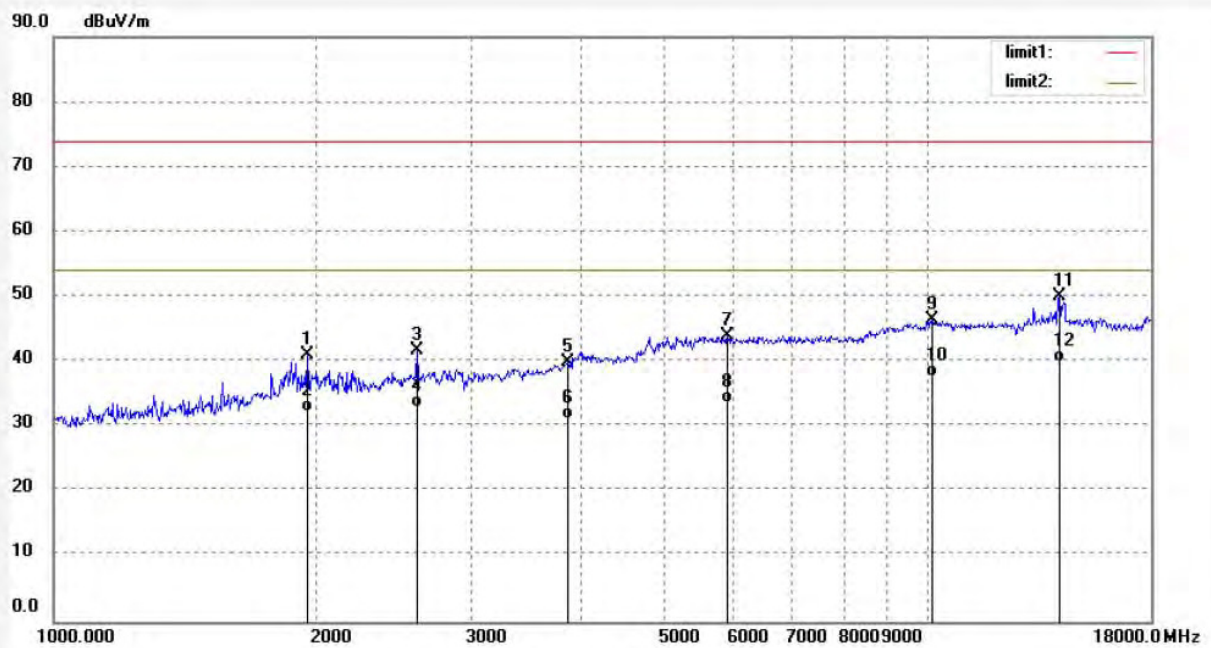
Date: 2016/09/03

Time: 16:57:30

Engineer Signature: DING

Distance: 3m

Note: Report NO:ATE20160582



No.	Freq. (MHz)	Reading (dBuV/m)	Factor (dB)	Result (dBuV/m)	Limit (dBuV/m)	Margin (dB)	Detector	Height (cm)	Degree (deg.)	Remark
1	1953.205	50.14	-9.13	41.01	74.00	-32.99	peak			
2	1953.205	41.39	-9.13	32.26	54.00	-21.74	AVG			
3	2605.529	48.50	-6.75	41.75	74.00	-32.25	peak			
4	2605.529	39.73	-6.75	32.98	54.00	-21.02	AVG			
5	3870.940	41.77	-1.83	39.94	74.00	-34.06	peak			
6	3870.940	33.06	-1.83	31.23	54.00	-22.77	AVG			
7	5903.561	40.79	3.13	43.92	74.00	-30.08	peak			
8	5903.561	30.59	3.13	33.72	54.00	-20.28	AVG			
9	10115.247	35.70	10.68	46.38	74.00	-27.62	peak			
10	10115.247	26.97	10.68	37.65	54.00	-16.35	AVG			
11	14136.778	1.35	48.60	49.95	74.00	-24.05	peak			
12	14136.778	-8.56	48.60	40.04	54.00	-13.96	AVG			

Job No.: DING11 #21

Standard: FCC PK

Test item: Radiation Test

Temp.(C)/Hum.(%) 25 C / 55 %

EUT: Interactive Flat Panel

Mode: VGA IN

Model: LE-55PC88

Manufacturer: PRIMA

Polarization: Horizontal

Power Source: AC 120V/60Hz

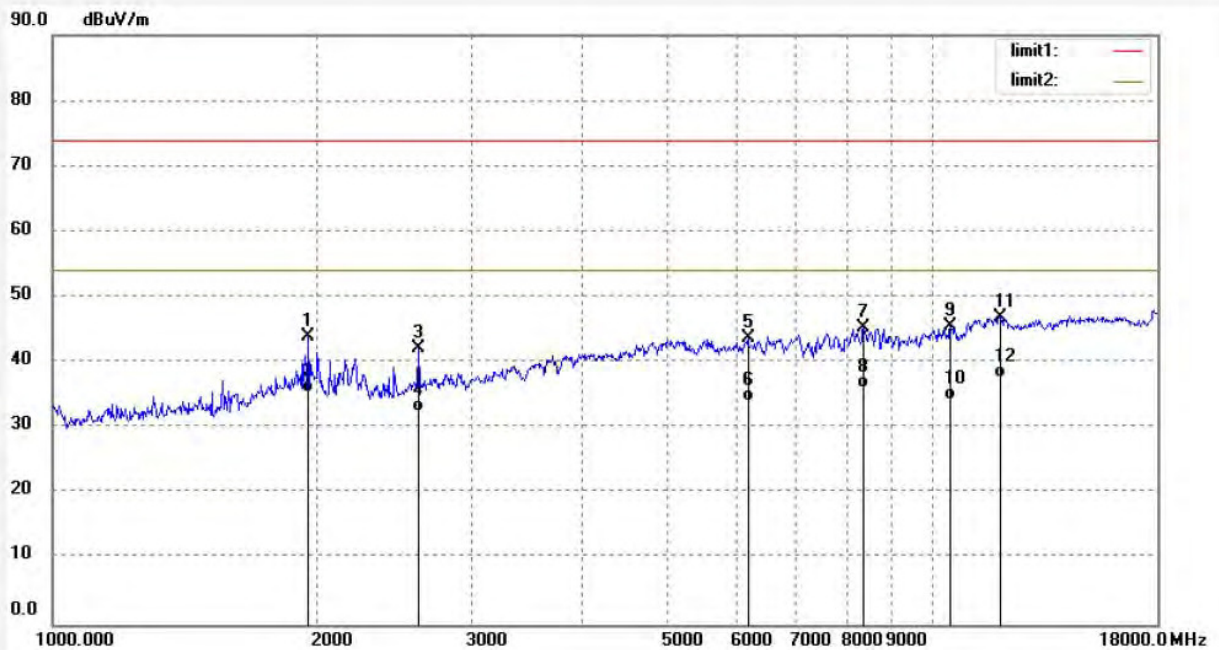
Date: 2016/09/03

Time: 17:02:10

Engineer Signature: DING

Distance: 3m

Note: Report NO:ATE20160582



No.	Freq. (MHz)	Reading (dBuV/m)	Factor (dB)	Result (dBuV/m)	Limit (dBuV/m)	Margin (dB)	Detector	Height (cm)	Degree (deg.)	Remark
1	1953.205	53.14	-9.13	44.01	74.00	-29.99	peak			
2	1953.205	44.68	-9.13	35.55	54.00	-18.45	AVG			
3	2605.529	49.00	-6.75	42.25	74.00	-31.75	peak			
4	2605.529	39.22	-6.75	32.47	54.00	-21.53	AVG			
5	6167.027	40.14	3.56	43.70	74.00	-30.30	peak			
6	6167.027	30.61	3.56	34.17	54.00	-19.83	AVG			
7	8347.270	36.29	8.96	45.25	74.00	-28.75	peak			
8	8347.270	27.05	8.96	36.01	54.00	-17.99	AVG			
9	10474.805	35.66	9.96	45.62	74.00	-28.38	peak			
10	10474.805	24.38	9.96	34.34	54.00	-19.66	AVG			
11	11940.744	34.49	12.32	46.81	74.00	-27.19	peak			
12	11940.744	25.29	12.32	37.61	54.00	-16.39	AVG			

Job No.: DING11 #22

Standard: FCC PK

Test item: Radiation Test

Temp.(C)/Hum.(%) 25 C / 55 %

EUT: Interactive Flat Panel

Mode: VGA IN

Model: LE-55PC88

Manufacturer: PRIMA

Polarization: Vertical

Power Source: AC 120V/60Hz

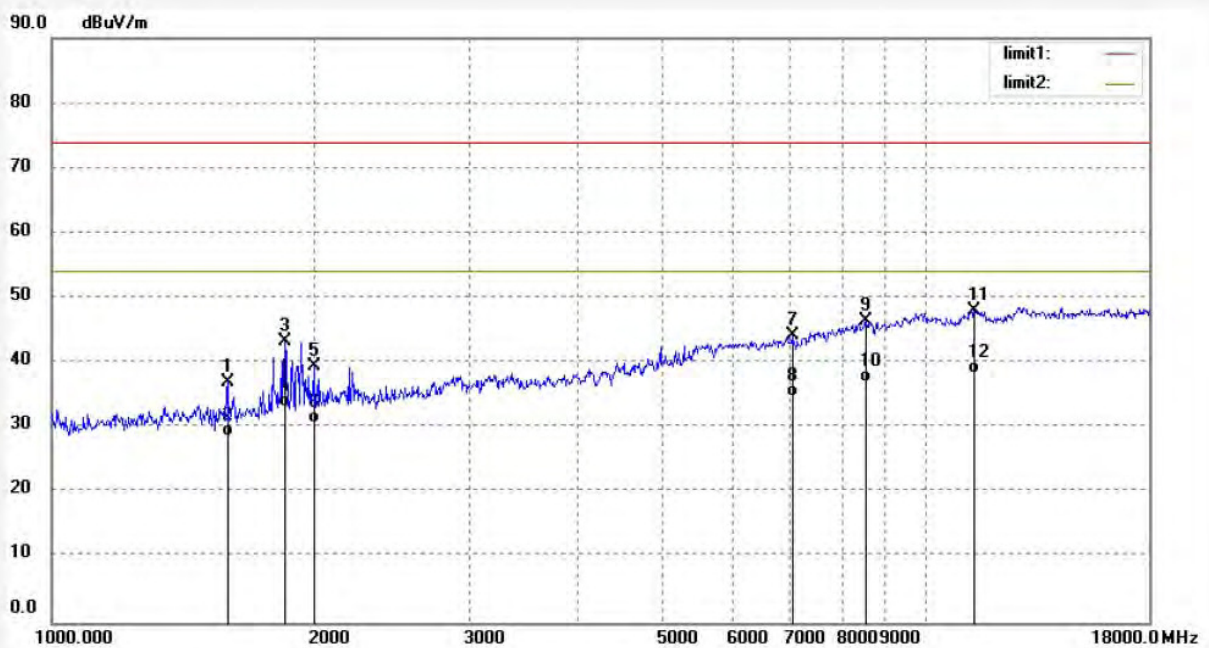
Date: 2016/09/03

Time: 17:04:54

Engineer Signature: DING

Distance: 3m

Note: Report NO:ATE20160582



No.	Freq. (MHz)	Reading (dBuV/m)	Factor (dB)	Result (dBuV/m)	Limit (dBuV/m)	Margin (dB)	Detector	Height (cm)	Degree (deg.)	Remark
1	1588.530	48.05	-11.01	37.04	74.00	-36.96	peak			
2	1588.530	39.68	-11.01	28.67	54.00	-25.33	AVG			
3	1848.118	52.79	-9.54	43.25	74.00	-30.75	peak			
4	1848.118	42.81	-9.54	33.27	54.00	-20.73	AVG			
5	1993.411	48.34	-8.93	39.41	74.00	-34.59	peak			
6	1993.411	39.58	-8.93	30.65	54.00	-23.35	AVG			
7	7030.097	38.70	5.40	44.10	74.00	-29.90	peak			
8	7030.097	29.34	5.40	34.74	54.00	-19.26	AVG			
9	8543.925	37.64	8.81	46.45	74.00	-27.55	peak			
10	8543.925	28.17	8.81	36.98	54.00	-17.02	AVG			
11	11364.264	36.37	11.62	47.99	74.00	-26.01	peak			
12	11364.264	26.76	11.62	38.38	54.00	-15.62	AVG			

Job No.: DING11 #23

Standard: FCC PK

Test item: Radiation Test

Temp.(C)/Hum.(%) 25 C / 55 %

EUT: Interactive Flat Panel

Mode: AV IN

Model: LE-55PC88

Manufacturer: PRIMA

Polarization: Vertical

Power Source: AC 120V/60Hz

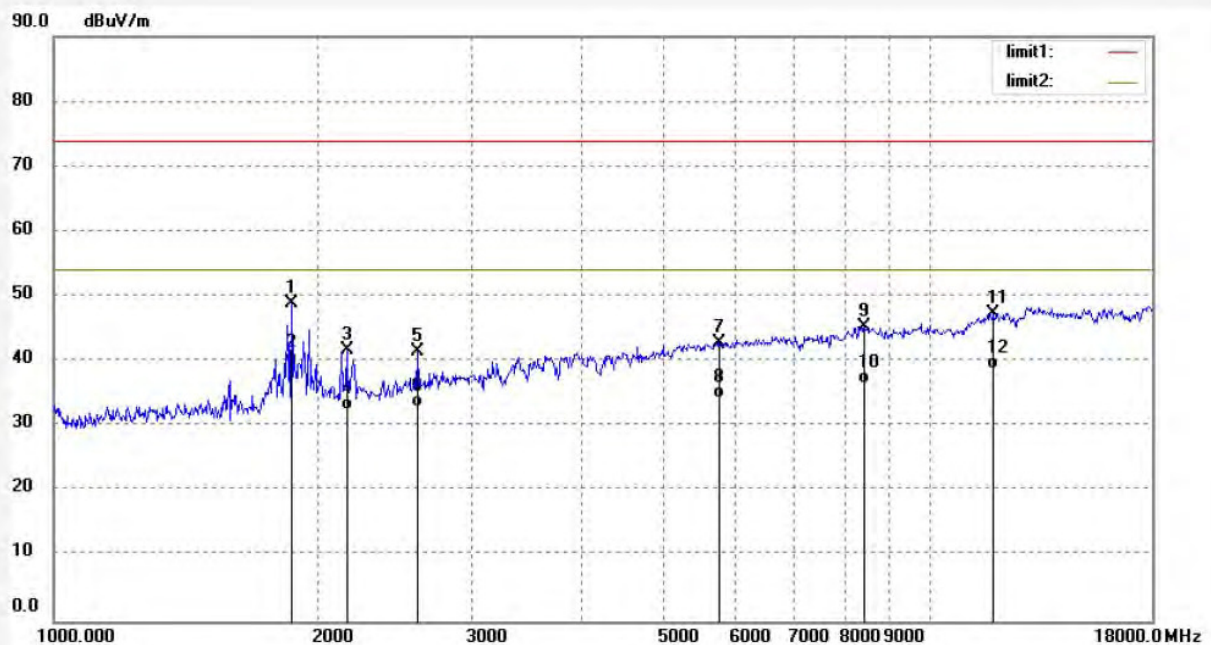
Date: 2016/09/03

Time: 17:06:43

Engineer Signature: DING

Distance: 3m

Note: Report NO:ATE20160582

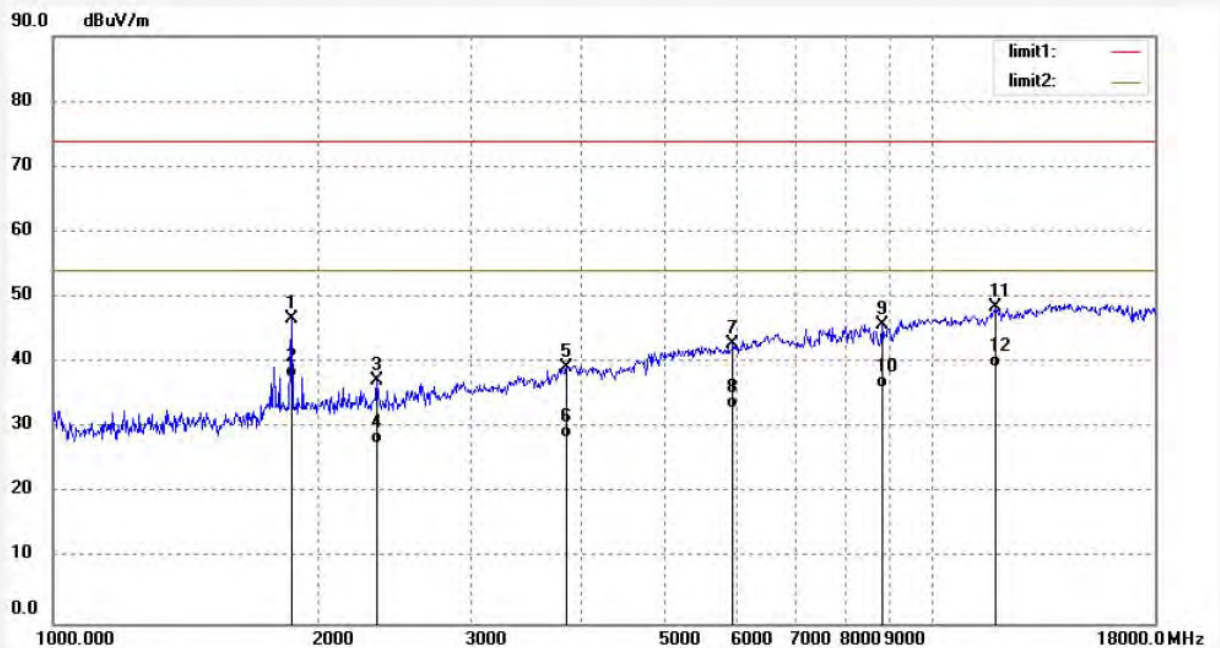


No.	Freq. (MHz)	Reading (dBuV/m)	Factor (dB)	Result (dBuV/m)	Limit (dBuV/m)	Margin (dB)	Detector	Height (cm)	Degree (deg.)	Remark
1	1869.761	58.42	-9.59	48.83	74.00	-25.17	peak			
2	1869.761	49.26	-9.59	39.67	54.00	-14.33	AVG			
3	2162.680	50.06	-8.38	41.68	74.00	-32.32	peak			
4	2162.680	40.88	-8.38	32.50	54.00	-21.50	AVG			
5	2605.529	48.19	-6.75	41.44	74.00	-32.56	peak			
6	2605.529	39.61	-6.75	32.86	54.00	-21.14	AVG			
7	5767.679	40.22	2.63	42.85	74.00	-31.15	peak			
8	5767.679	31.73	2.63	34.36	54.00	-19.64	AVG			
9	8445.025	36.35	8.97	45.32	74.00	-28.68	peak			
10	8445.025	27.66	8.97	36.63	54.00	-17.37	AVG			
11	11871.433	34.50	12.84	47.34	74.00	-26.66	peak			
12	11871.433	25.91	12.84	38.75	54.00	-15.25	AVG			

Job No.: DING11 #24
 Standard: FCC PK
 Test item: Radiation Test
 Temp.(C)/Hum.(%) 25 C / 55 %
 EUT: Interactive Flat Panel
 Mode: AV IN
 Model: LE-55PC88
 Manufacturer: PRIMA

Polarization: Horizontal
 Power Source: AC 120V/60Hz
 Date: 2016/09/03
 Time: 17:08:30
 Engineer Signature: DING
 Distance: 3m

Note: Report NO:ATE20160582



No.	Freq. (MHz)	Reading (dBuV/m)	Factor (dB)	Result (dBuV/m)	Limit (dBuV/m)	Margin (dB)	Detector	Height (cm)	Degree (deg.)	Remark
1	1869.761	56.28	-9.59	46.69	74.00	-27.31	peak			
2	1869.761	47.21	-9.59	37.62	54.00	-16.38	AVG			
3	2339.502	45.18	-7.84	37.34	74.00	-36.66	peak			
4	2339.502	35.39	-7.84	27.55	54.00	-26.45	AVG			
5	3848.471	41.04	-1.87	39.17	74.00	-34.83	peak			
6	3848.471	30.26	-1.87	28.39	54.00	-25.61	AVG			
7	5955.338	39.59	3.33	42.92	74.00	-31.08	peak			
8	5955.338	29.73	3.33	33.06	54.00	-20.94	AVG			
9	8821.913	37.00	8.75	45.75	74.00	-28.25	peak			
10	8821.913	27.46	8.75	36.21	54.00	-17.79	AVG			
11	11871.433	35.61	12.84	48.45	74.00	-25.55	peak			
12	11871.433	26.50	12.84	39.34	54.00	-14.66	AVG			

Job No.: DING11 #25

Standard: FCC PK

Test item: Radiation Test

Temp.(C)/Hum.(%) 25 C / 55 %

EUT: Interactive Flat Panel

Mode: DP IN

Model: LE-55PC88

Manufacturer: PRIMA

Polarization: Horizontal

Power Source: AC 120V/60Hz

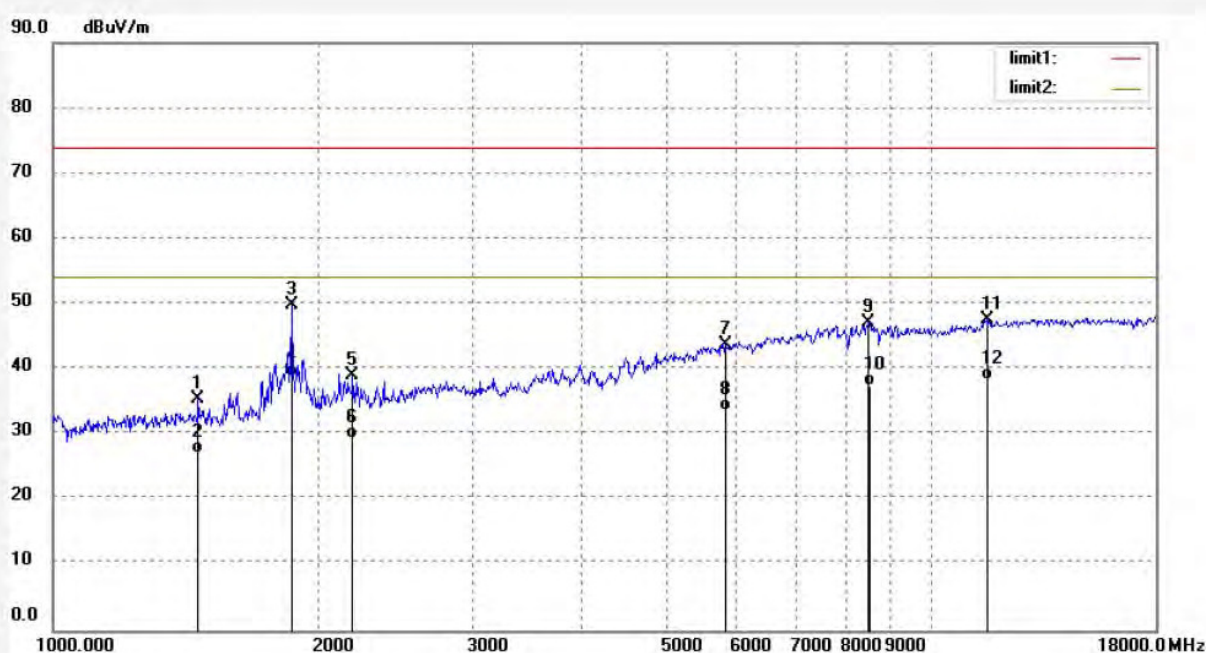
Date: 2016/09/03

Time: 17:11:05

Engineer Signature: DING

Distance: 3m

Note: Report NO:ATE20160582



No.	Freq. (MHz)	Reading (dBuV/m)	Factor (dB)	Result (dBuV/m)	Limit (dBuV/m)	Margin (dB)	Detector	Height (cm)	Degree (deg.)	Remark
1	1464.198	47.04	-11.61	35.43	74.00	-38.57	peak			
2	1464.198	38.69	-11.61	27.08	54.00	-26.92	AVG			
3	1869.761	59.39	-9.59	49.80	74.00	-24.20	peak			
4	1869.761	48.34	-9.59	38.75	54.00	-15.25	AVG			
5	2194.385	47.30	-8.22	39.08	74.00	-34.92	peak			
6	2194.385	37.51	-8.22	29.29	54.00	-24.71	AVG			
7	5835.224	40.94	2.93	43.87	74.00	-30.13	peak			
8	5835.224	30.68	2.93	33.61	54.00	-20.39	AVG			
9	8469.642	38.15	8.94	47.09	74.00	-26.91	peak			
10	8469.642	28.44	8.94	37.38	54.00	-16.62	AVG			
11	11564.479	35.61	11.90	47.51	74.00	-26.49	peak			
12	11564.479	26.49	11.90	38.39	54.00	-15.61	AVG			

Job No.: DING11 #26

Standard: FCC PK

Test item: Radiation Test

Temp.(C)/Hum.(%) 25 C / 55 %

EUT: Interactive Flat Panel

Mode: DP IN

Model: LE-55PC88

Manufacturer: PRIMA

Polarization: Vertical

Power Source: AC 120V/60Hz

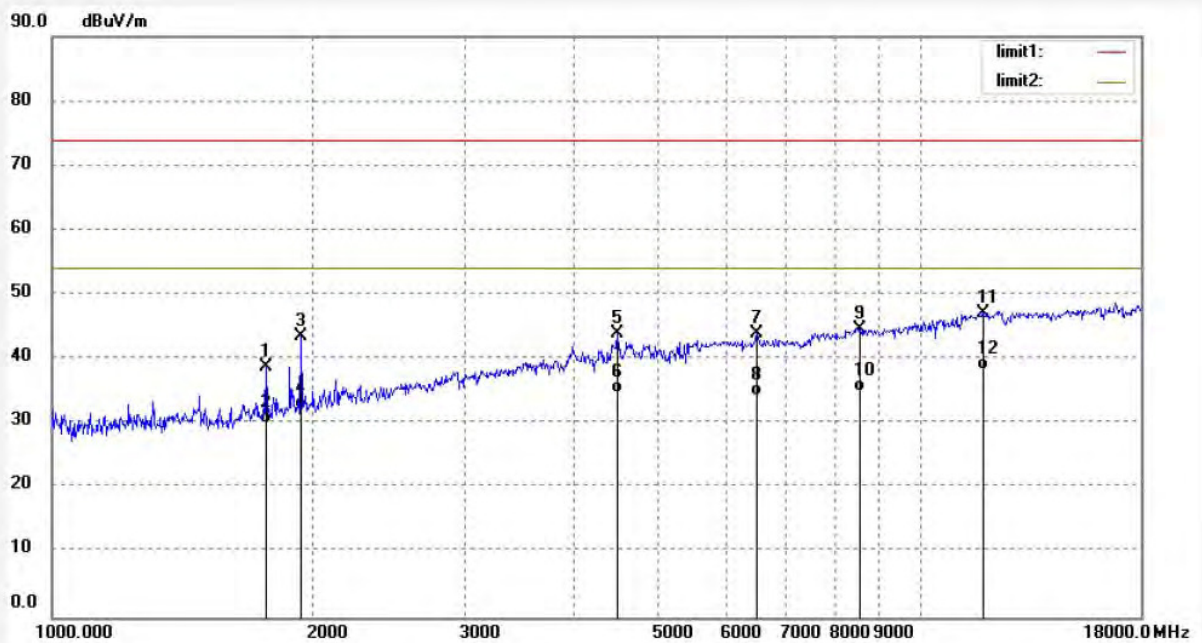
Date: 2016/09/03

Time: 17:13:01

Engineer Signature: DING

Distance: 3m

Note: Report NO:ATE20160582



No.	Freq. (MHz)	Reading (dBuV/m)	Factor (dB)	Result (dBuV/m)	Limit (dBuV/m)	Margin (dB)	Detector	Height (cm)	Degree (deg.)	Remark
1	1764.021	49.03	-10.20	38.83	74.00	-35.17	peak			
2	1764.021	40.31	-10.20	30.11	54.00	-23.89	AVG			
3	1936.224	52.79	-9.29	43.50	74.00	-30.50	peak			
4	1936.224	41.62	-9.29	32.33	54.00	-21.67	AVG			
5	4490.416	44.98	-0.94	44.04	74.00	-29.96	peak			
6	4490.416	35.74	-0.94	34.80	54.00	-19.20	AVG			
7	6498.753	39.55	4.45	44.00	74.00	-30.00	peak			
8	6498.753	29.85	4.45	34.30	54.00	-19.70	AVG			
9	8543.925	35.88	8.81	44.69	74.00	-29.31	peak			
10	8543.925	26.18	8.81	34.99	54.00	-19.01	AVG			
11	11871.433	34.30	12.84	47.14	74.00	-26.86	peak			
12	11871.433	25.63	12.84	38.47	54.00	-15.53	AVG			

Job No.: DING11 #27

Standard: FCC PK

Test item: Radiation Test

Temp.(C)/Hum.(%) 25 C / 55 %

EUT: Interactive Flat Panel

Mode: HDMI IN

Model: LE-55PC88

Manufacturer: PRIMA

Polarization: Vertical

Power Source: AC 120V/60Hz

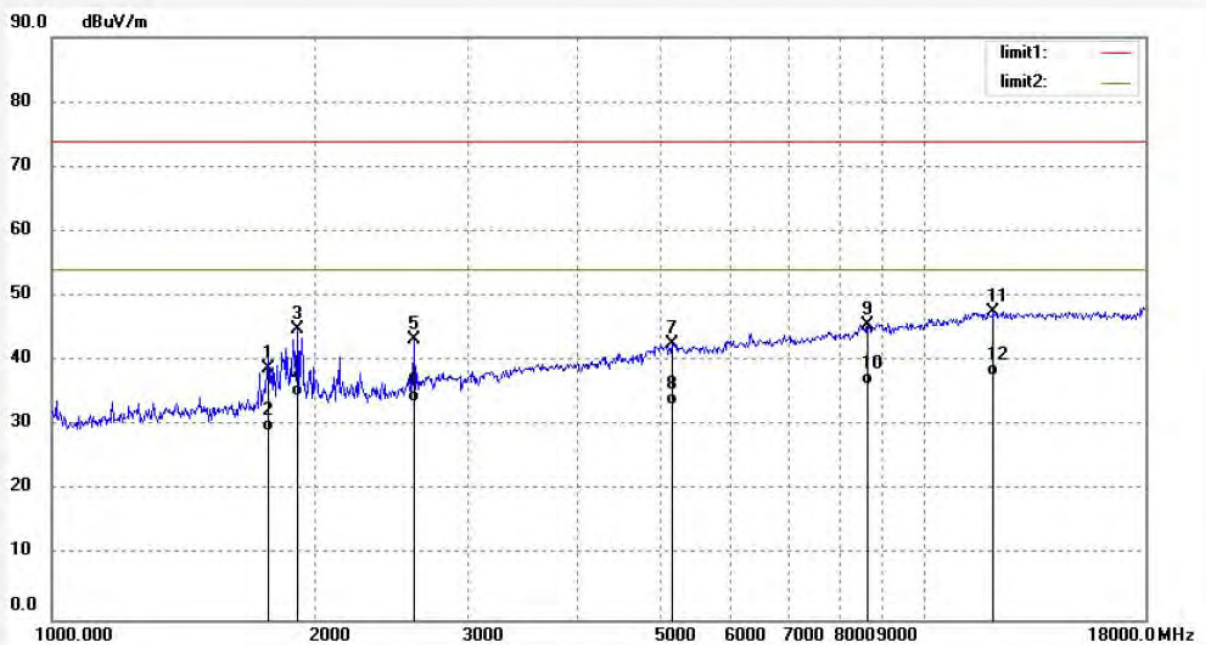
Date: 2016/09/03

Time: 17:14:42

Engineer Signature: DING

Distance: 3m

Note: Report NO:ATE20160582



No.	Freq. (MHz)	Reading (dBuV/m)	Factor (dB)	Result (dBuV/m)	Limit (dBuV/m)	Margin (dB)	Detector	Height (cm)	Degree (deg.)	Remark
1	1764.021	49.03	-10.20	38.83	74.00	-35.17	peak			
2	1764.021	39.28	-10.20	29.08	54.00	-24.92	AVG			
3	1913.811	54.41	-9.53	44.88	74.00	-29.12	peak			
4	1913.811	44.17	-9.53	34.64	54.00	-19.36	AVG			
5	2605.529	50.15	-6.75	43.40	74.00	-30.60	peak			
6	2605.529	40.39	-6.75	33.64	54.00	-20.36	AVG			
7	5148.732	41.20	1.45	42.65	74.00	-31.35	peak			
8	5148.732	31.81	1.45	33.26	54.00	-20.74	AVG			
9	8643.983	36.93	8.70	45.63	74.00	-28.37	peak			
10	8643.983	27.72	8.70	36.42	54.00	-17.58	AVG			
11	12045.470	35.65	11.83	47.48	74.00	-26.52	peak			
12	12045.470	25.94	11.83	37.77	54.00	-16.23	AVG			

Job No.: DING11 #28

Standard: FCC PK

Test item: Radiation Test

Temp.(C)/Hum.(%) 25 C / 55 %

EUT: Interactive Flat Panel

Mode: HDMI IN

Model: LE-55PC88

Manufacturer: PRIMA

Polarization: Horizontal

Power Source: AC 120V/60Hz

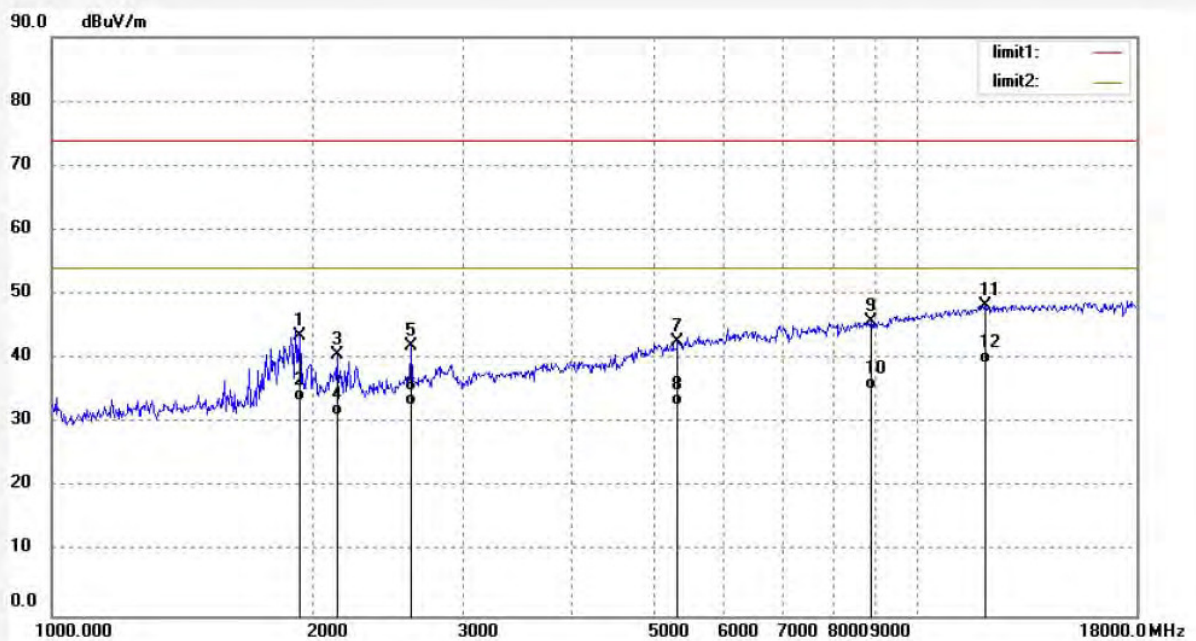
Date: 2016/09/03

Time: 17:16:24

Engineer Signature: DING

Distance: 3m

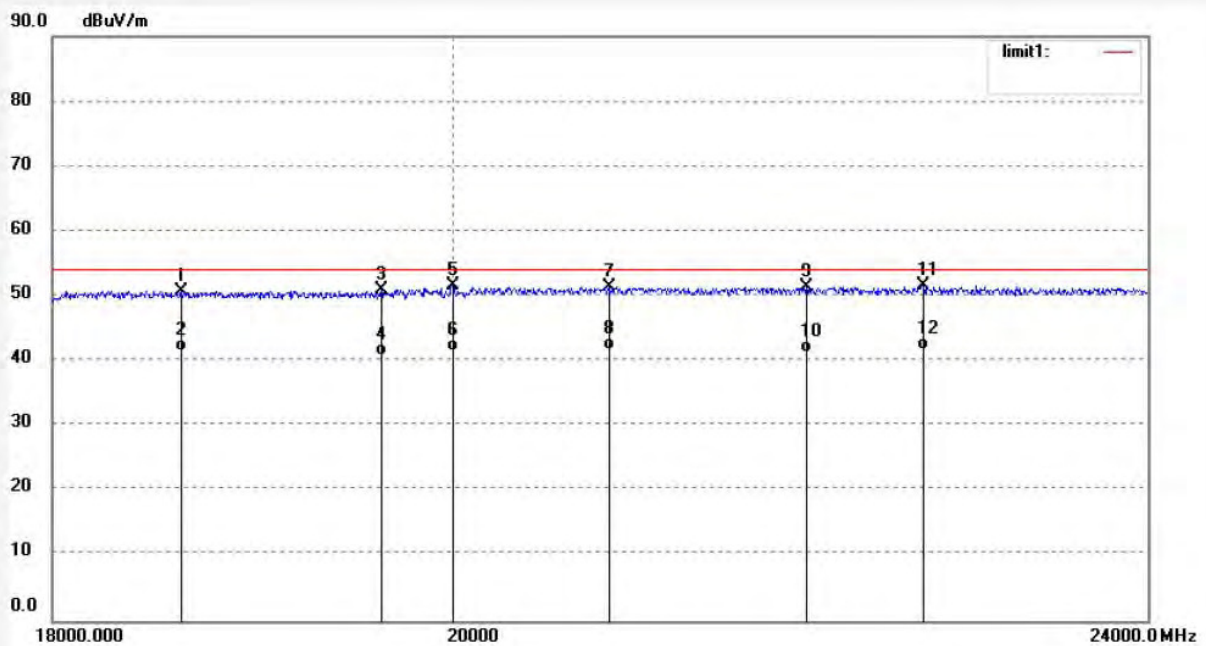
Note: Report NO:ATE20160582



No.	Freq. (MHz)	Reading (dBuV/m)	Factor (dB)	Result (dBuV/m)	Limit (dBuV/m)	Margin (dB)	Detector	Height (cm)	Degree (deg.)	Remark
1	1936.224	52.79	-9.29	43.50	74.00	-30.50	peak			
2	1936.224	42.71	-9.29	33.42	54.00	-20.58	AVG			
3	2137.645	48.97	-8.43	40.54	74.00	-33.46	peak			
4	2137.645	39.67	-8.43	31.24	54.00	-22.76	AVG			
5	2605.529	48.65	-6.75	41.90	74.00	-32.10	peak			
6	2605.529	39.44	-6.75	32.69	54.00	-21.31	AVG			
7	5300.801	40.85	1.81	42.66	74.00	-31.34	peak			
8	5300.801	30.82	1.81	32.63	54.00	-21.37	AVG			
9	8873.419	36.94	8.79	45.73	74.00	-28.27	peak			
10	8873.419	26.37	8.79	35.16	54.00	-18.84	AVG			
11	12010.460	36.31	11.88	48.19	74.00	-25.81	peak			
12	12010.460	27.46	11.88	39.34	54.00	-14.66	AVG			

Job No.: DING11 #29	Polarization: Horizontal
Standard: FCC Class B 3M Radiated	Power Source: AC 120V/60Hz
Test item: Radiation Test	Date: 2016/09/03
Temp.(C)/Hum.(%) 25 C / 55 %	Time: 17:21:22
EUT: Interactive Flat Panel	Engineer Signature: DING
Mode: HDMI IN	Distance: 3m
Model: LE-55PC88	
Manufacturer: PRIMA	

Note: Report NO:ATE20160582



No.	Freq. (MHz)	Reading (dBuV/m)	Factor (dB)	Result (dBuV/m)	Limit (dBuV/m)	Margin (dB)	Detector	Height (cm)	Degree (deg.)	Remark
1	18622.793	32.76	17.91	50.67	54.00	-3.33	peak			
2	18622.793	23.57	17.91	41.48	54.00	-12.52	AVG			
3	19625.885	28.77	22.29	51.06	54.00	-2.94	peak			
4	19625.885	18.49	22.29	40.78	54.00	-13.22	AVG			
5	19997.078	21.38	30.24	51.62	54.00	-2.38	peak			
6	19997.078	11.25	30.24	41.49	54.00	-12.51	AVG			
7	20832.596	21.11	30.23	51.34	54.00	-2.66	peak			
8	20832.596	11.56	30.23	41.79	54.00	-12.21	AVG			
9	21942.061	20.82	30.53	51.35	54.00	-2.65	peak			
10	21942.061	10.74	30.53	41.27	54.00	-12.73	AVG			
11	22629.380	21.25	30.45	51.70	54.00	-2.30	peak			
12	22629.380	11.36	30.45	41.81	54.00	-12.19	AVG			

Job No.: DING11 #30

Standard: FCC Class B 3M Radiated

Test item: Radiation Test

Temp.(C)/Hum.(%) 25 C / 55 %

EUT: Interactive Flat Panel

Mode: HDMI IN

Model: LE-55PC88

Manufacturer: PRIMA

Polarization: Vertical

Power Source: AC 120V/60Hz

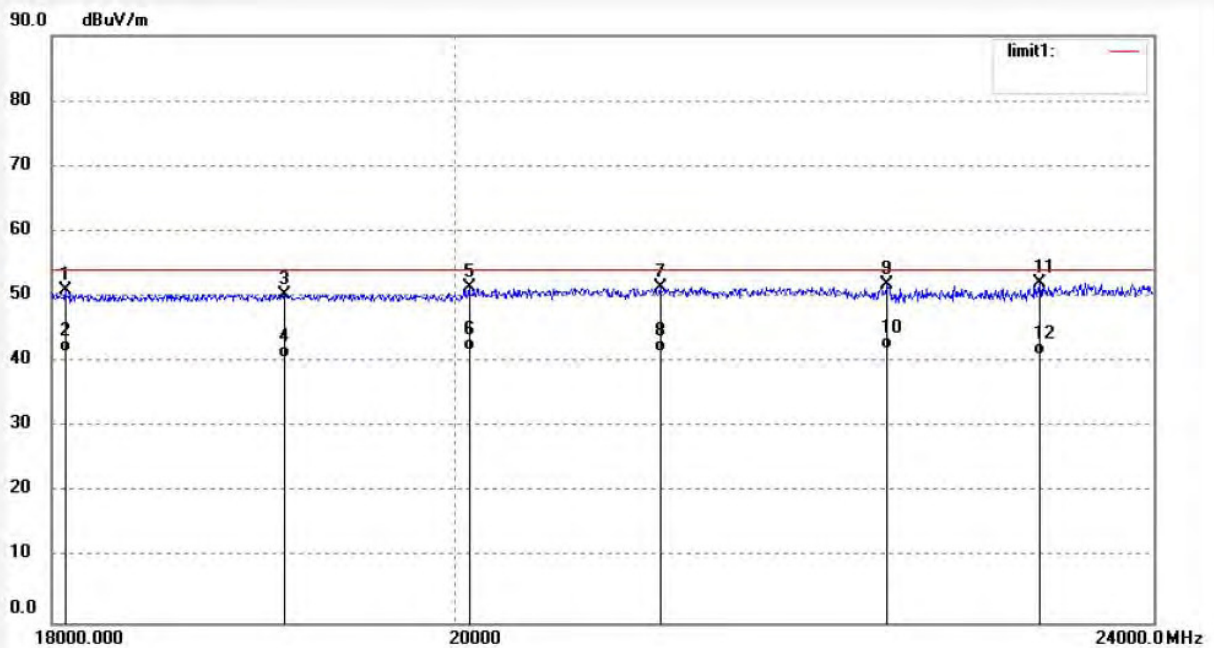
Date: 2016/09/03

Time: 17:23:42

Engineer Signature: DING

Distance: 3m

Note: Report NO:ATE20160582



No.	Freq. (MHz)	Reading (dBuV/m)	Factor (dB)	Result (dBuV/m)	Limit (dBuV/m)	Margin (dB)	Detector	Height (cm)	Degree (deg.)	Remark
1	18062.372	34.70	16.24	50.94	54.00	-3.06	peak			
2	18062.372	25.36	16.24	41.60	54.00	-12.40	AVG			
3	19128.786	30.35	19.97	50.32	54.00	-3.68	peak			
4	19128.786	20.64	19.97	40.61	54.00	-13.39	AVG			
5	20072.155	32.17	19.16	51.33	54.00	-2.67	peak			
6	20072.155	22.49	19.16	41.65	54.00	-12.35	AVG			
7	21098.506	33.22	18.12	51.34	54.00	-2.66	peak			
8	21098.506	23.33	18.12	41.45	54.00	-12.55	AVG			
9	22389.308	34.42	17.42	51.84	54.00	-2.16	peak			
10	22389.308	24.60	17.42	42.02	54.00	-11.98	AVG			
11	23297.899	34.79	17.36	52.15	54.00	-1.85	peak			
12	23297.899	23.81	17.36	41.17	54.00	-12.83	AVG			



ACCURATE TECHNOLOGY CO., LTD.

F1,Bldg,A,Changyuan New Material Port Keyuan Rd,
Science & Industry Park,Nanshan Shenzhen,P.R.China

Site: 1# Chamber

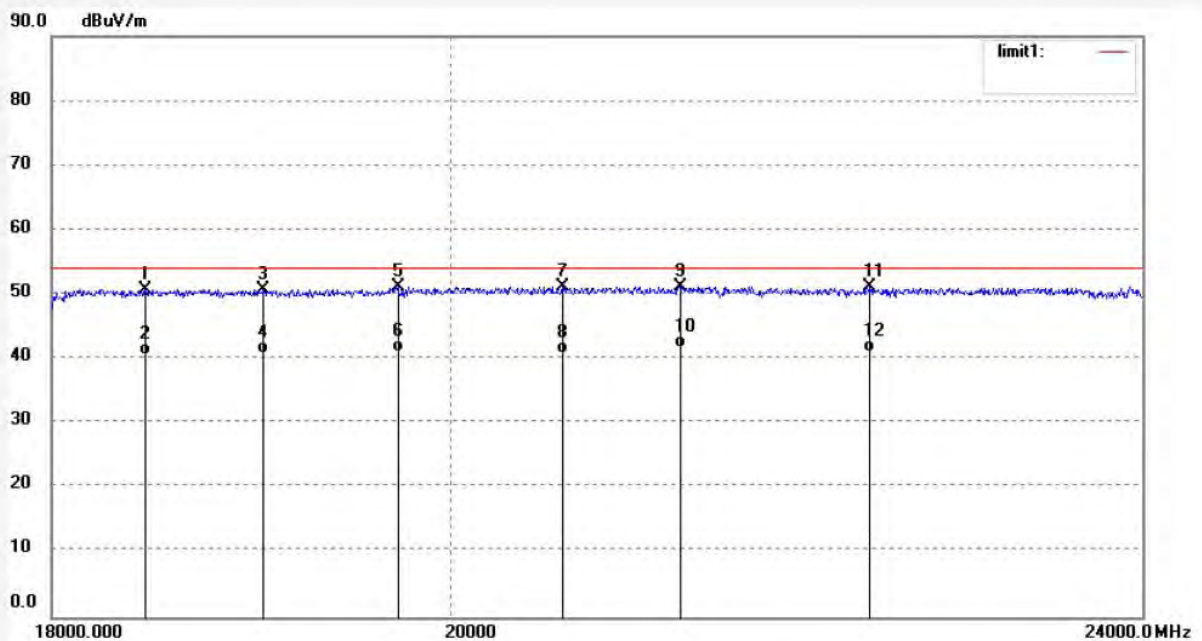
Tel:+86-0755-26503290

Fax:+86-0755-26503396

Job No.: DING11 #31
Standard: FCC Class B 3M Radiated
Test item: Radiation Test
Temp.(C)/Hum.(%) 25 C / 55 %
EUT: Interactive Flat Panel
Mode: VGA IN
Model: LE-55PC88
Manufacturer: PRIMA

Polarization: Vertical
Power Source: AC 120V/60Hz
Date: 2016/09/03
Time: 17:26:31
Engineer Signature: DING
Distance: 3m

Note: Report NO:ATE20160582



No.	Freq. (MHz)	Reading (dBuV/m)	Factor (dB)	Result (dBuV/m)	Limit (dBuV/m)	Margin (dB)	Detector	Height (cm)	Degree (deg.)	Remark
1	18451.801	33.57	17.09	50.66	54.00	-3.34	peak			
2	18451.801	23.48	17.09	40.57	54.00	-13.43	AVG			
3	19035.277	30.61	20.06	50.67	54.00	-3.33	peak			
4	19035.277	20.77	20.06	40.83	54.00	-13.17	AVG			
5	19722.295	26.77	24.36	51.13	54.00	-2.87	peak			
6	19722.295	16.80	24.36	41.16	54.00	-12.84	AVG			
7	20599.706	20.82	30.28	51.10	54.00	-2.90	peak			
8	20599.706	10.54	30.28	40.82	54.00	-13.18	AVG			
9	21244.976	20.63	30.49	51.12	54.00	-2.88	peak			
10	21244.976	11.23	30.49	41.72	54.00	-12.28	AVG			
11	22337.736	20.74	30.43	51.17	54.00	-2.83	peak			
12	22337.736	10.67	30.43	41.10	54.00	-12.90	AVG			

Job No.: DING11 #32

Standard: FCC Class B 3M Radiated

Test item: Radiation Test

Temp.(C)/Hum.(%) 25 C / 55 %

EUT: Interactive Flat Panel

Mode: VGA IN

Model: LE-55PC88

Manufacturer: PRIMA

Polarization: Horizontal

Power Source: AC 120V/60Hz

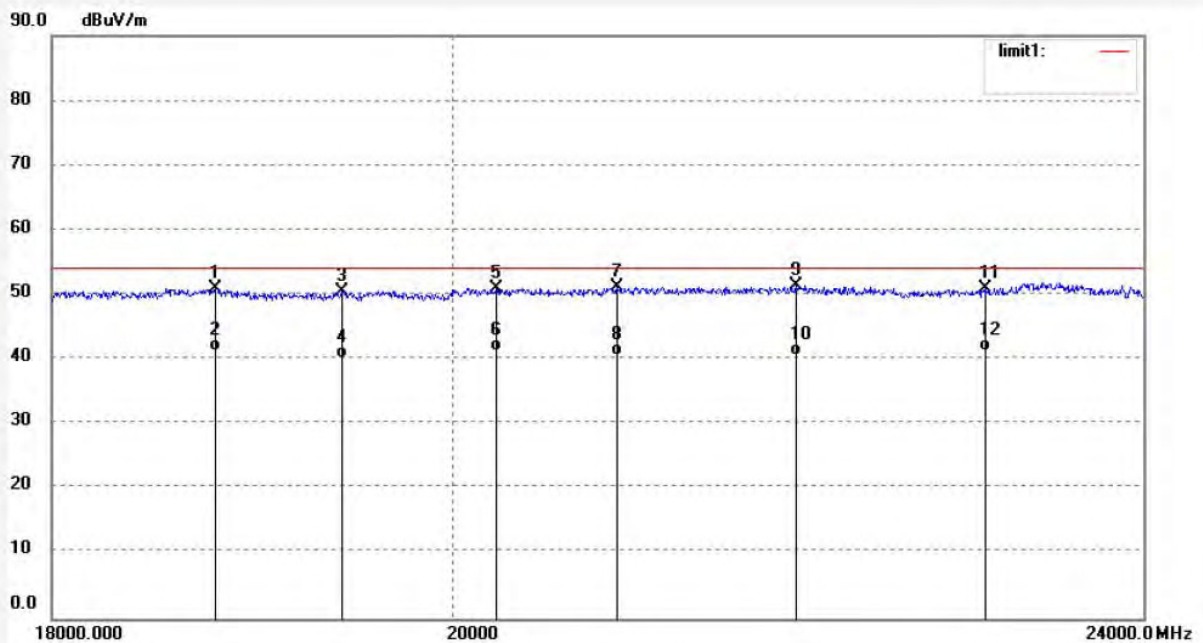
Date: 2016/09/03

Time: 17:28:06

Engineer Signature: DING

Distance: 3m

Note: Report NO:ATE20160582

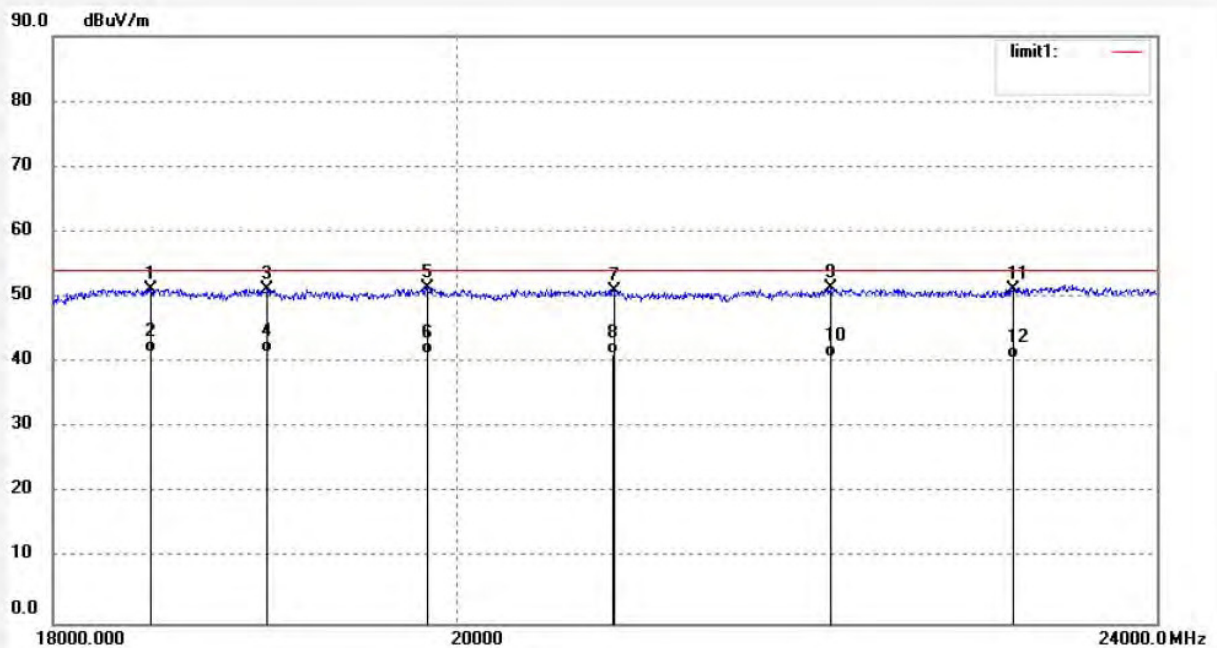


No.	Freq. (MHz)	Reading (dBuV/m)	Factor (dB)	Result (dBuV/m)	Limit (dBuV/m)	Margin (dB)	Detector	Height (cm)	Degree (deg.)	Remark
1	18795.370	32.00	18.91	50.91	54.00	-3.09	peak			
2	18795.370	22.39	18.91	41.30	54.00	-12.70	AVG			
3	19434.475	30.92	19.67	50.59	54.00	-3.41	peak			
4	19434.475	20.43	19.67	40.10	54.00	-13.90	AVG			
5	20234.817	20.58	30.30	50.88	54.00	-3.12	peak			
6	20234.817	11.02	30.30	41.32	54.00	-12.68	AVG			
7	20892.734	20.90	30.22	51.12	54.00	-2.88	peak			
8	20892.734	10.44	30.22	40.66	54.00	-13.34	AVG			
9	21897.831	20.91	30.56	51.47	54.00	-2.53	peak			
10	21897.831	9.98	30.56	40.54	54.00	-13.46	AVG			
11	23017.535	20.36	30.59	50.95	54.00	-3.05	peak			
12	23017.535	10.60	30.59	41.19	54.00	-12.81	AVG			

Job No.: DING11 #33
 Standard: FCC Class B 3M Radiated
 Test item: Radiation Test
 Temp.(C)/Hum.(%) 25 C / 55 %
 EUT: Interactive Flat Panel
 Mode: DP IN
 Model: LE-55PC88
 Manufacturer: PRIMA

Polarization: Horizontal
 Power Source: AC 120V/60Hz
 Date: 2016/09/03
 Time: 17:30:12
 Engineer Signature: DING
 Distance: 3m

Note: Report NO:ATE20160582



No.	Freq. (MHz)	Reading (dBuV/m)	Factor (dB)	Result (dBuV/m)	Limit (dBuV/m)	Margin (dB)	Detector	Height (cm)	Degree (deg.)	Remark
1	18467.765	34.13	17.13	51.26	54.00	-2.74	peak			
2	18467.765	24.37	17.13	41.50	54.00	-12.50	AVG			
3	19035.277	31.11	20.06	51.17	54.00	-2.83	peak			
4	19035.277	21.42	20.06	41.48	54.00	-12.52	AVG			
5	19842.045	24.43	26.92	51.35	54.00	-2.65	peak			
6	19842.045	14.26	26.92	41.18	54.00	-12.82	AVG			
7	20832.596	20.77	30.23	51.00	54.00	-3.00	peak			
8	20832.596	11.03	30.23	41.26	54.00	-12.74	AVG			
9	22043.495	20.82	30.49	51.31	54.00	-2.69	peak			
10	22043.495	10.26	30.49	40.75	54.00	-13.25	AVG			
11	23117.276	20.75	30.51	51.26	54.00	-2.74	peak			
12	23117.276	10.10	30.51	40.61	54.00	-13.39	AVG			



ACCURATE TECHNOLOGY CO., LTD.

F1,Bldg,A,Changyuan New Material Port Keyuan Rd,
Science & Industry Park,Nanshan Shenzhen,P.R.China

Site: 1# Chamber

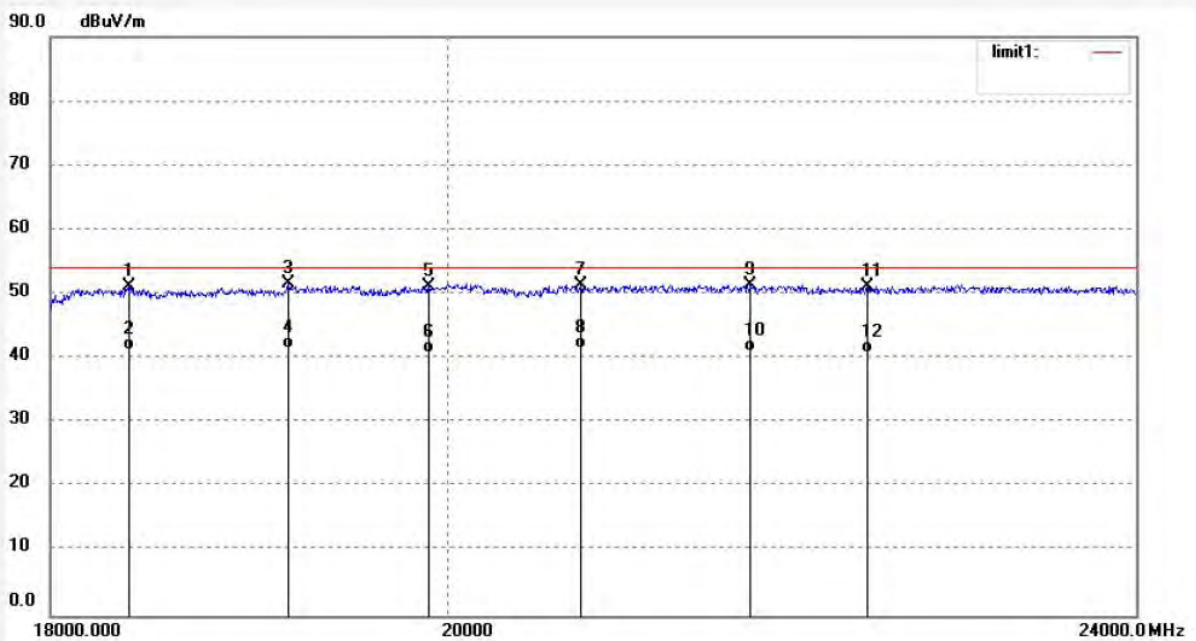
Tel:+86-0755-26503290

Fax:+86-0755-26503396

Job No.: DING11 #34
Standard: FCC Class B 3M Radiated
Test item: Radiation Test
Temp.(C)/Hum.(%) 25 C / 55 %
EUT: Interactive Flat Panel
Mode: DP IN
Model: LE-55PC88
Manufacturer: PRIMA

Polarization: Vertical
Power Source: AC 120V/60Hz
Date: 2016/09/03
Time: 17:32:25
Engineer Signature: DING
Distance: 3m

Note: Report NO:ATE20160582



No.	Freq. (MHz)	Reading (dBuV/m)	Factor (dB)	Result (dBuV/m)	Limit (dBuV/m)	Margin (dB)	Detector	Height (cm)	Degree (deg.)	Remark
1	18382.785	34.16	16.94	51.10	54.00	-2.90	peak			
2	18382.785	24.33	16.94	41.27	54.00	-12.73	AVG			
3	19172.949	31.62	19.93	51.55	54.00	-2.45	peak			
4	19172.949	21.59	19.93	41.52	54.00	-12.48	AVG			
5	19899.324	22.99	28.15	51.14	54.00	-2.86	peak			
6	19899.324	12.74	28.15	40.89	54.00	-13.11	AVG			
7	20718.809	21.08	30.26	51.34	54.00	-2.66	peak			
8	20718.809	11.16	30.26	41.42	54.00	-12.58	AVG			
9	21671.766	20.65	30.70	51.35	54.00	-2.65	peak			
10	21671.766	10.42	30.70	41.12	54.00	-12.88	AVG			
11	22350.618	20.69	30.43	51.12	54.00	-2.88	peak			
12	22350.618	10.30	30.43	40.73	54.00	-13.27	AVG			



ACCURATE TECHNOLOGY CO., LTD.

F1,Bldg,A,Changyuan New Material Port Keyuan Rd,
Science & Industry Park,Nanshan Shenzhen,P.R.China

Site: 1# Chamber

Tel:+86-0755-26503290

Fax:+86-0755-26503396

Job No.: DING11 #35

Standard: FCC Class B 3M Radiated

Test item: Radiation Test

Temp.(C)/Hum.(%) 25 C / 55 %

EUT: Interactive Flat Panel

Mode: AV IN

Model: LE-55PC88

Manufacturer: PRIMA

Polarization: Horizontal

Power Source: AC 120V/60Hz

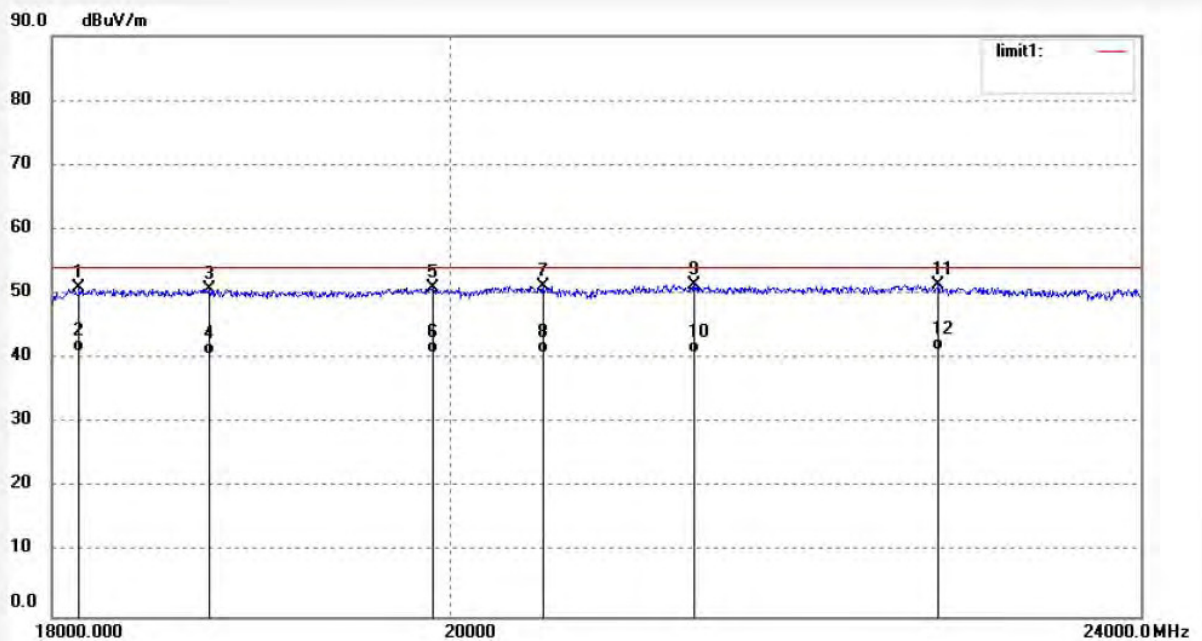
Date: 2016/09/03

Time: 17:34:30

Engineer Signature: DING

Distance: 3m

Note: Report NO:ATE20160582

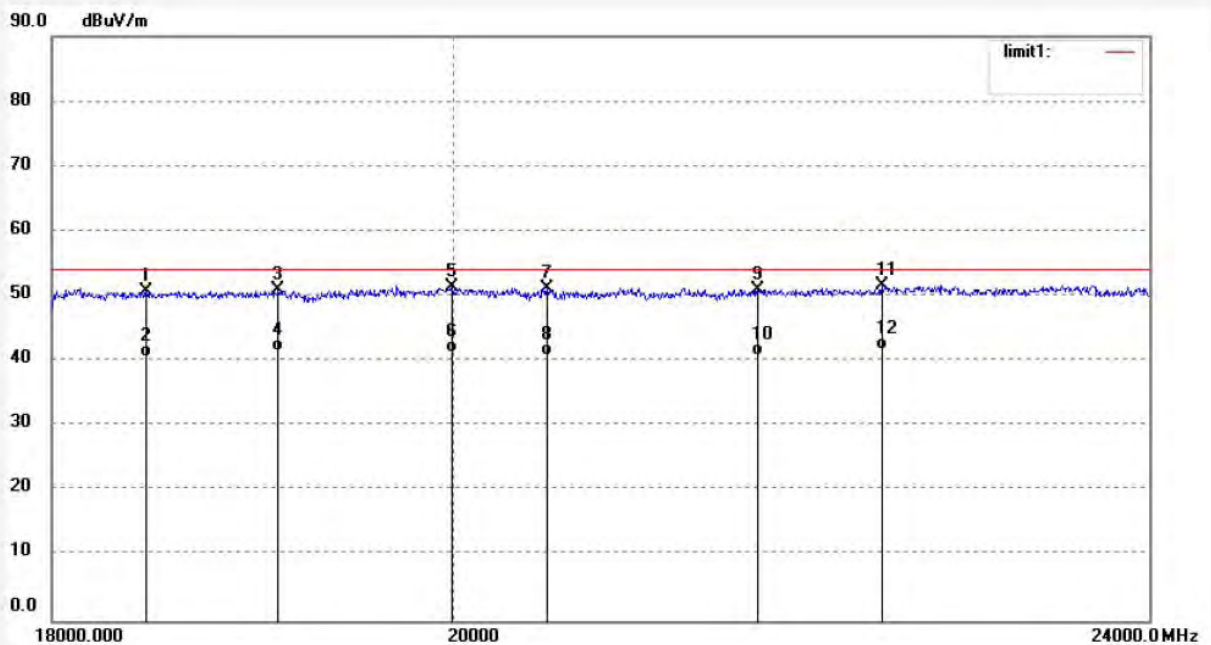


No.	Freq. (MHz)	Reading (dBuV/m)	Factor (dB)	Result (dBuV/m)	Limit (dBuV/m)	Margin (dB)	Detector	Height (cm)	Degree (deg.)	Remark
1	18130.185	34.49	16.39	50.88	54.00	-3.12	peak			
2	18130.185	24.56	16.39	40.95	54.00	-13.05	AVG			
3	18768.300	31.90	18.76	50.66	54.00	-3.34	peak			
4	18768.300	21.87	18.76	40.63	54.00	-13.37	AVG			
5	19905.061	22.65	28.27	50.92	54.00	-3.08	peak			
6	19905.061	12.60	28.27	40.87	54.00	-13.13	AVG			
7	20493.097	20.87	30.30	51.17	54.00	-2.83	peak			
8	20493.097	10.49	30.30	40.79	54.00	-13.21	AVG			
9	21330.886	20.73	30.60	51.33	54.00	-2.67	peak			
10	21330.886	10.20	30.60	40.80	54.00	-13.20	AVG			
11	22753.660	20.84	30.50	51.34	54.00	-2.66	peak			
12	22753.660	10.74	30.50	41.24	54.00	-12.76	AVG			

Job No.: DING11 #36
 Standard: FCC Class B 3M Radiated
 Test item: Radiation Test
 Temp.(C)/Hum.(%) 25 C / 55 %
 EUT: Interactive Flat Panel
 Mode: AV IN
 Model: LE-55PC88
 Manufacturer: PRIMA

Polarization: Vertical
 Power Source: AC 120V/60Hz
 Date: 2016/09/03
 Time: 17:36:44
 Engineer Signature: DING
 Distance: 3m

Note: Report NO:ATE20160582



No.	Freq. (MHz)	Reading (dBuV/m)	Factor (dB)	Result (dBuV/m)	Limit (dBuV/m)	Margin (dB)	Detector	Height (cm)	Degree (deg.)	Remark
1	18451.801	33.57	17.09	50.66	54.00	-3.34	peak			
2	18451.801	23.48	17.09	40.57	54.00	-13.43	AVG			
3	19101.236	31.05	20.00	51.05	54.00	-2.95	peak			
4	19101.236	21.50	20.00	41.50	54.00	-12.50	AVG			
5	19991.314	21.40	30.11	51.51	54.00	-2.49	peak			
6	19991.314	11.29	30.11	41.40	54.00	-12.60	AVG			
7	20493.097	20.87	30.30	51.17	54.00	-2.83	peak			
8	20493.097	10.45	30.30	40.75	54.00	-13.25	AVG			
9	21659.275	20.25	30.70	50.95	54.00	-3.05	peak			
10	21659.275	10.10	30.70	40.80	54.00	-13.20	AVG			
11	22376.404	21.12	30.42	51.54	54.00	-2.46	peak			
12	22376.404	11.24	30.42	41.66	54.00	-12.34	AVG			



ACCURATE TECHNOLOGY CO., LTD.

F1,Bldg,A,Changyuan New Material Port Keyuan Rd,
Science & Industry Park,Nanshan Shenzhen,P.R.China

Report No.: ATE20160582

Page 72 of 98

Site: 1# Chamber

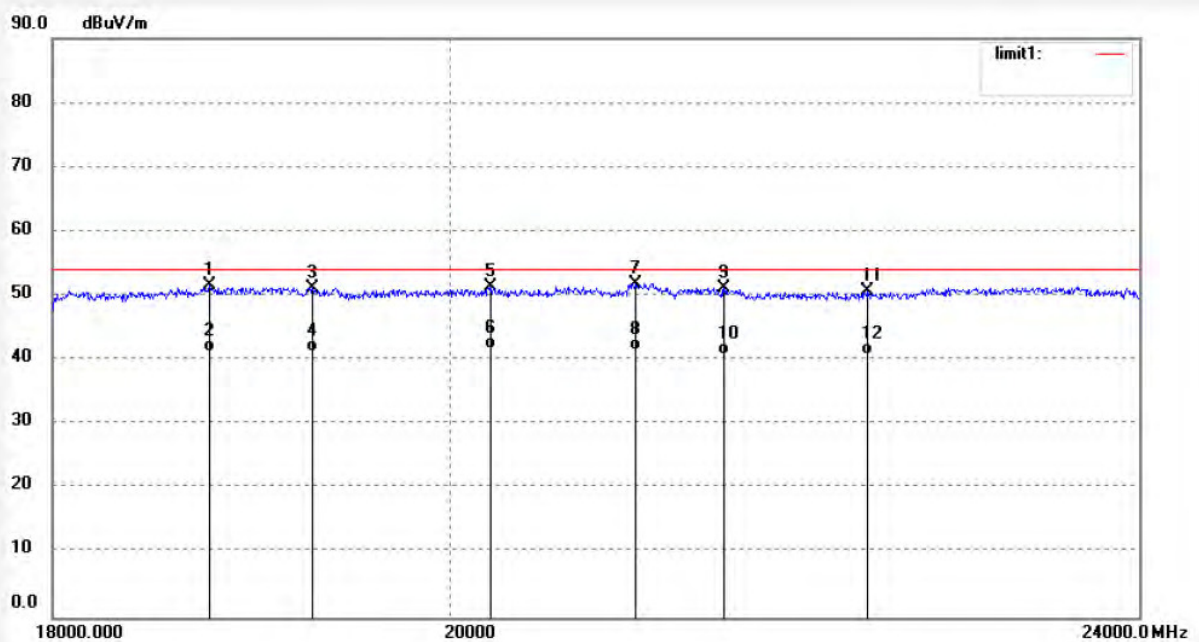
Tel:+86-0755-26503290

Fax:+86-0755-26503396

Job No.: DING11 #37
Standard: FCC Class B 3M Radiated
Test item: Radiation Test
Temp.(C)/Hum.(%) 25 C / 55 %
EUT: Interactive Flat Panel
Mode: USB IN
Model: LE-55PC88
Manufacturer: PRIMA

Polarization: Vertical
Power Source: AC 120V/60Hz
Date: 2016/09/03
Time: 17:39:10
Engineer Signature: DING
Distance: 3m

Note: Report NO:ATE20160582



No.	Freq. (MHz)	Reading (dBuV/m)	Factor (dB)	Result (dBuV/m)	Limit (dBuV/m)	Margin (dB)	Detector	Height (cm)	Degree (deg.)	Remark
1	18768.300	32.90	18.76	51.66	54.00	-2.34	peak			
2	18768.300	22.58	18.76	41.34	54.00	-12.66	AVG			
3	19283.804	31.39	19.82	51.21	54.00	-2.79	peak			
4	19283.804	21.44	19.82	41.26	54.00	-12.74	AVG			
5	20217.326	21.02	30.30	51.32	54.00	-2.68	peak			
6	20217.326	11.50	30.30	41.80	54.00	-12.20	AVG			
7	21001.421	21.63	30.20	51.83	54.00	-2.17	peak			
8	21001.421	11.27	30.20	41.47	54.00	-12.53	AVG			
9	21503.749	20.30	30.80	51.10	54.00	-2.90	peak			
10	21503.749	10.13	30.80	40.93	54.00	-13.07	AVG			
11	22337.736	20.24	30.43	50.67	54.00	-3.33	peak			
12	22337.736	10.41	30.43	40.84	54.00	-13.16	AVG			



ACCURATE TECHNOLOGY CO., LTD.

F1,Bldg,A,Changyuan New Material Port Keyuan Rd,
Science & Industry Park,Nanshan Shenzhen,P.R.China

Site: 1# Chamber

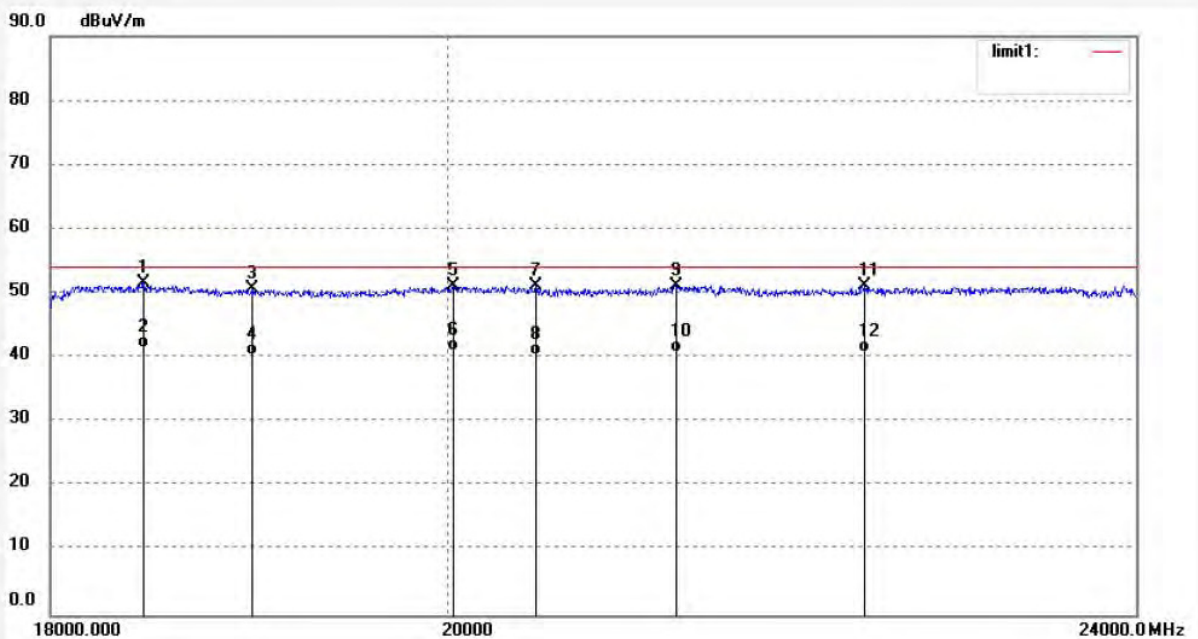
Tel:+86-0755-26503290

Fax:+86-0755-26503396

Job No.: DING11 #38
Standard: FCC Class B 3M Radiated
Test item: Radiation Test
Temp.(C)/Hum.(%) 25 C / 55 %
EUT: Interactive Flat Panel
Mode: USB IN
Model: LE-55PC88
Manufacturer: PRIMA

Polarization: Horizontal
Power Source: AC 120V/60Hz
Date: 2016/09/03
Time: 17:41:40
Engineer Signature: DING
Distance: 3m

Note: Report NO:ATE20160582



No.	Freq. (MHz)	Reading (dBuV/m)	Factor (dB)	Result (dBuV/m)	Limit (dBuV/m)	Margin (dB)	Detector	Height (cm)	Degree (deg.)	Remark
1	18451.801	34.57	17.09	51.66	54.00	-2.34	peak			
2	18451.801	24.39	17.09	41.48	54.00	-12.52	AVG			
3	18985.957	30.65	20.02	50.67	54.00	-3.33	peak			
4	18985.957	20.47	20.02	40.49	54.00	-13.51	AVG			
5	20031.694	20.81	30.30	51.11	54.00	-2.89	peak			
6	20031.694	10.70	30.30	41.00	54.00	-13.00	AVG			
7	20469.482	20.79	30.30	51.09	54.00	-2.91	peak			
8	20469.482	10.14	30.30	40.44	54.00	-13.56	AVG			
9	21244.976	20.63	30.49	51.12	54.00	-2.88	peak			
10	21244.976	10.26	30.49	40.75	54.00	-13.25	AVG			
11	22337.736	20.74	30.43	51.17	54.00	-2.83	peak			
12	22337.736	10.51	30.43	40.94	54.00	-13.06	AVG			



ACCURATE TECHNOLOGY CO., LTD.

F1,Bldg,A,Changyuan New Material Port Keyuan Rd,
Science & Industry Park,Nanshan Shenzhen,P.R.China

Site: 1# Chamber

Tel:+86-0755-26503290

Fax:+86-0755-26503396

Job No.: DING11 #39

Standard: FCC Class B 3M Radiated

Test item: Radiation Test

Temp.(C)/Hum.(%) 25 C / 55 %

EUT: Interactive Flat Panel

Mode: Memory Playing

Model: LE-55PC88

Manufacturer: PRIMA

Polarization: Horizontal

Power Source: AC 120V/60Hz

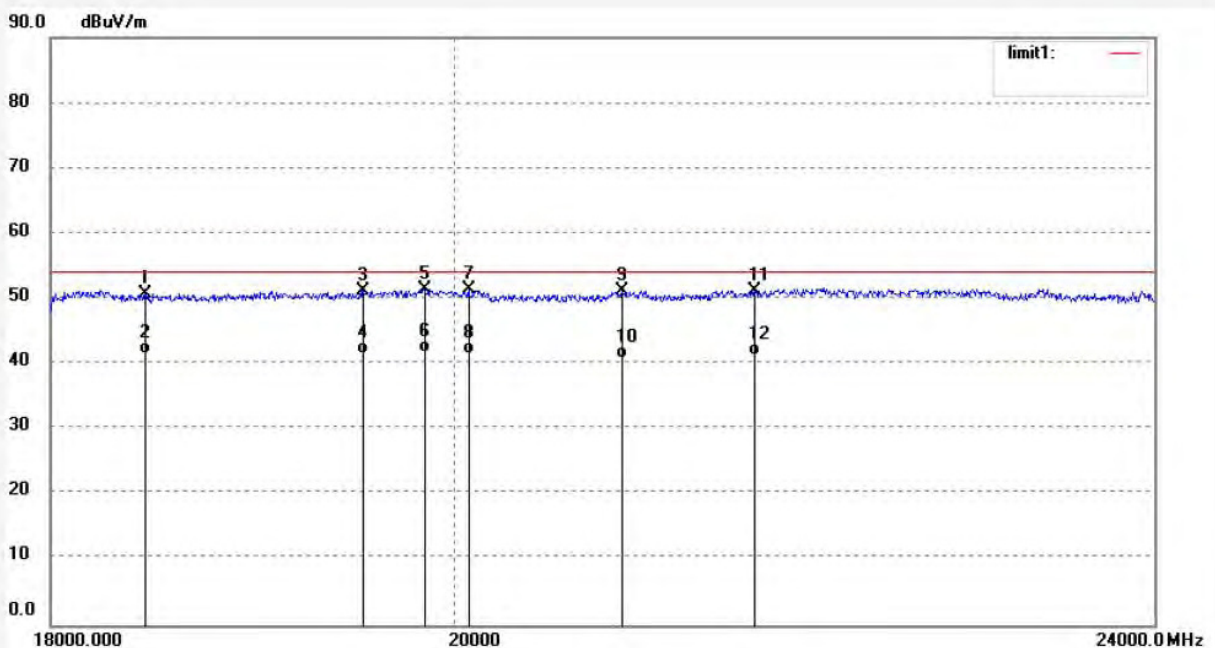
Date: 2016/09/03

Time: 17:44:00

Engineer Signature: DING

Distance: 3m

Note: Report NO:ATE20160582



No.	Freq. (MHz)	Reading (dBuV/m)	Factor (dB)	Result (dBuV/m)	Limit (dBuV/m)	Margin (dB)	Detector	Height (cm)	Degree (deg.)	Remark
1	18451.801	33.57	17.09	50.66	54.00	-3.34	peak			
2	18451.801	24.43	17.09	41.52	54.00	-12.48	AVG			
3	19529.945	31.03	20.24	51.27	54.00	-2.73	peak			
4	19529.945	21.19	20.24	41.43	54.00	-12.57	AVG			
5	19842.045	24.43	26.92	51.35	54.00	-2.65	peak			
6	19842.045	14.80	26.92	41.72	54.00	-12.28	AVG			
7	20072.155	21.03	30.30	51.33	54.00	-2.67	peak			
8	20072.155	11.24	30.30	41.54	54.00	-12.46	AVG			
9	20892.734	20.90	30.22	51.12	54.00	-2.88	peak			
10	20892.734	10.69	30.22	40.91	54.00	-13.09	AVG			
11	21628.080	20.45	30.72	51.17	54.00	-2.83	peak			
12	21628.080	10.54	30.72	41.26	54.00	-12.74	AVG			

Job No.: DING11 #40

Standard: FCC Class B 3M Radiated

Test item: Radiation Test

Temp.(C)/Hum.(%) 25 C / 55 %

EUT: Interactive Flat Panel

Mode: Memory Playing

Model: LE-55PC88

Manufacturer: PRIMA

Polarization: Vertical

Power Source: AC 120V/60Hz

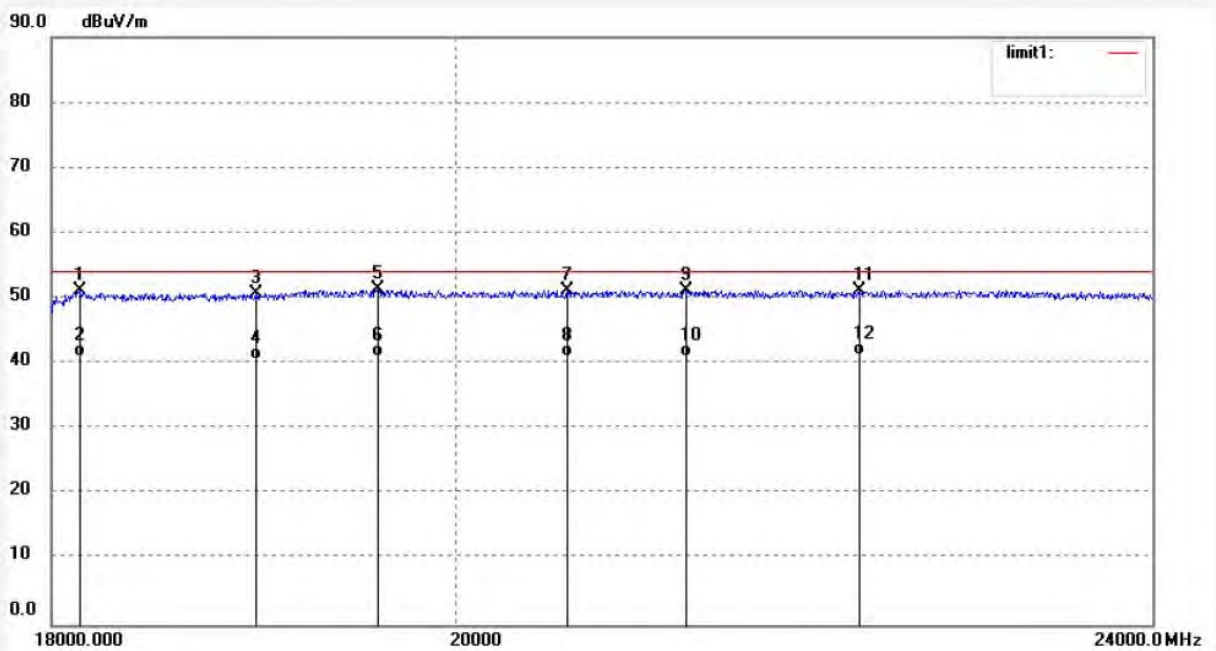
Date: 2016/09/03

Time: 17:47:08

Engineer Signature: DING

Distance: 3m

Note: Report NO:ATE20160582



No.	Freq. (MHz)	Reading (dBuV/m)	Factor (dB)	Result (dBuV/m)	Limit (dBuV/m)	Margin (dB)	Detector	Height (cm)	Degree (deg.)	Remark
1	18135.412	34.75	16.40	51.15	54.00	-2.85	peak			
2	18135.412	24.64	16.40	41.04	54.00	-12.96	AVG			
3	18985.957	30.65	20.02	50.67	54.00	-3.33	peak			
4	18985.957	20.49	20.02	40.51	54.00	-13.49	AVG			
5	19603.268	29.51	21.81	51.32	54.00	-2.68	peak			
6	19603.268	19.24	21.81	41.05	54.00	-12.95	AVG			
7	20599.706	20.82	30.28	51.10	54.00	-2.90	peak			
8	20599.706	10.70	30.28	40.98	54.00	-13.02	AVG			
9	21244.976	20.63	30.49	51.12	54.00	-2.88	peak			
10	21244.976	10.49	30.49	40.98	54.00	-13.02	AVG			
11	22234.948	20.66	30.45	51.11	54.00	-2.89	peak			
12	22234.948	10.79	30.45	41.24	54.00	-12.76	AVG			

Radiated Emission

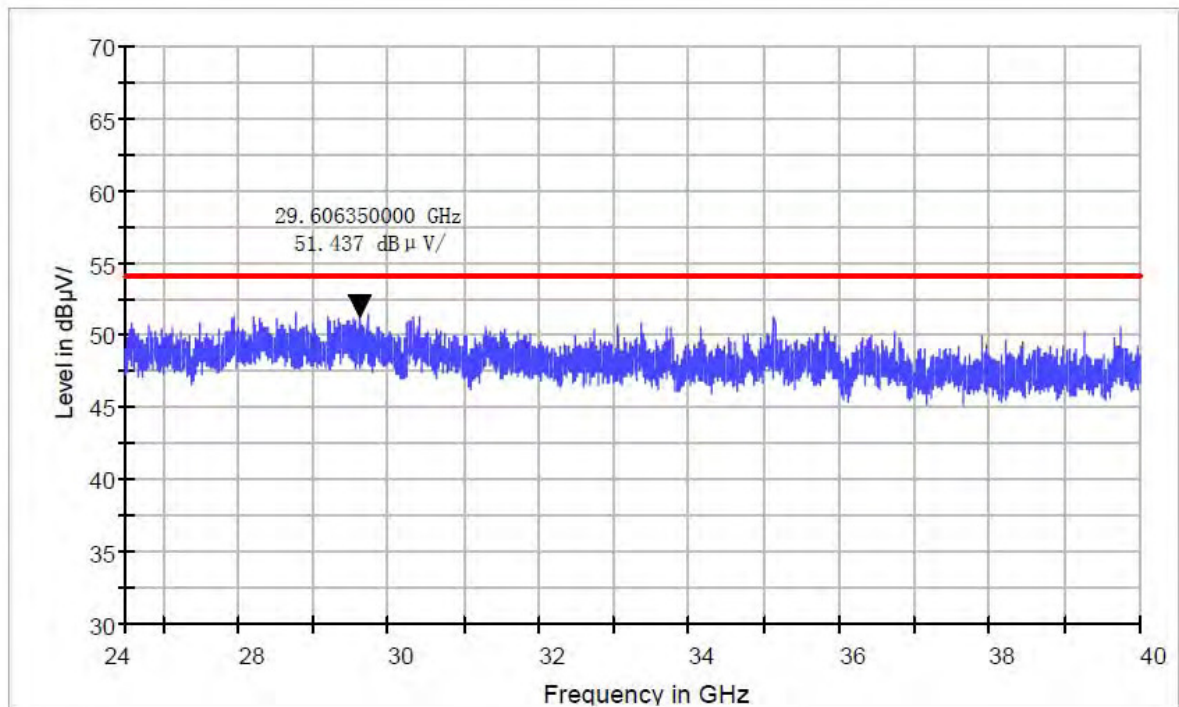
EUT Information

EUT Model Name: Interactive Flat Panel M/N:LE-55PC88
Operation mode: USB IN
Test Voltage: AC 120V/60Hz
Comment: ATE20160582

Common Information

Test Site: EMC Lab.
Environment Conditions: 25C / 55 %
Antenna Polarization: Horizontal
Operator Name: DING
Comment:

Copy of FCC Electric Field Strength 24-40GHz



Radiated Emission

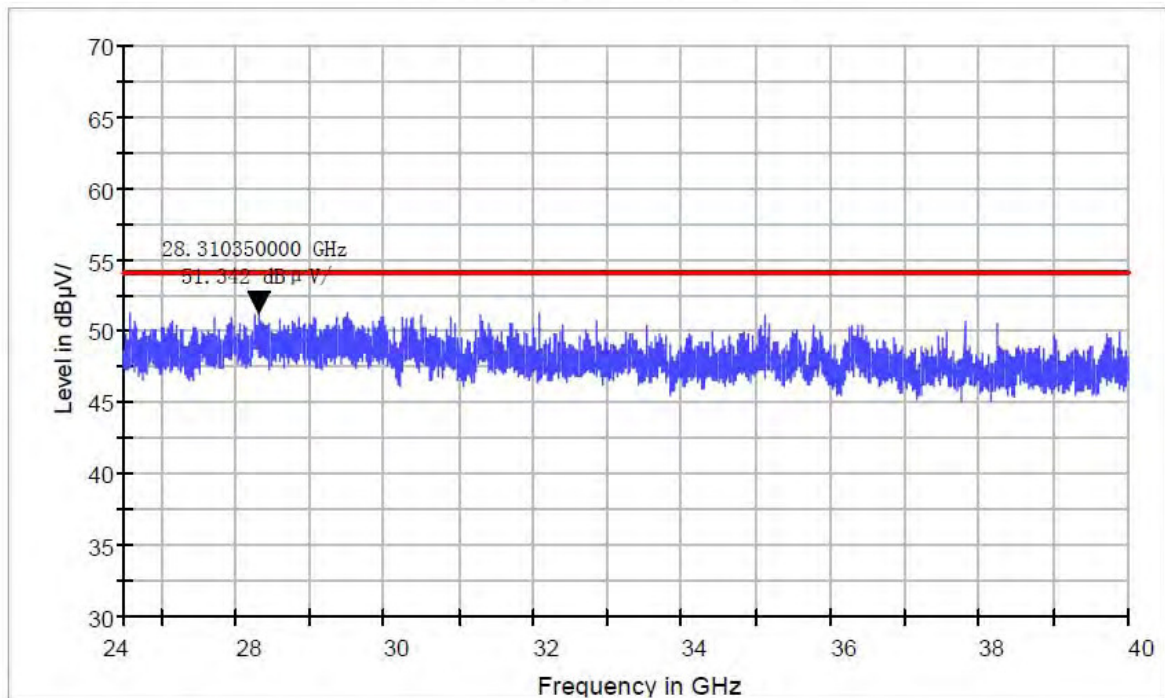
EUT Information

EUT Model Name:	Interactive Flat Panel M/N:LE-55PC88
Operation mode:	USB IN
Test Voltage:	AC 120V/60Hz
Comment:	ATE20160582

Common Information

Test Site:	EMC Lab.
Environment Conditions:	25C / 55 %
Antenna Polarization:	Vertical
Operator Name:	DING
Comment:	

Copy of FCC Electric Field Strength 24-40GHz



Radiated Emission

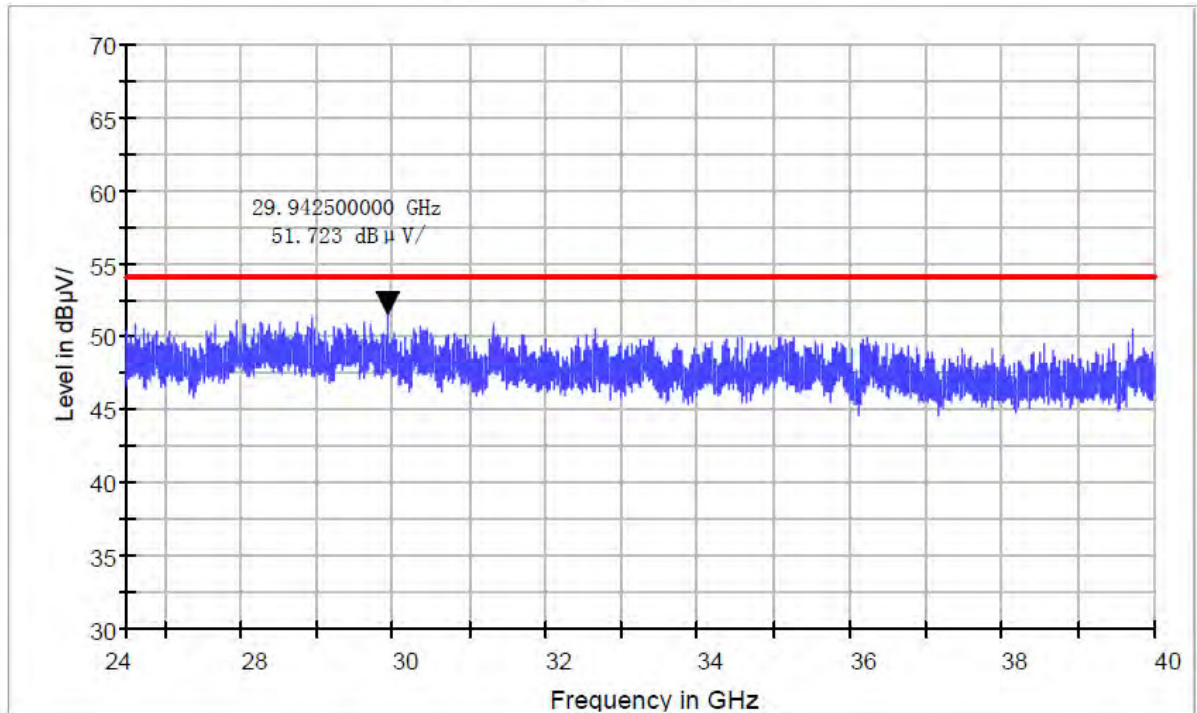
EUT Information

EUT Model Name: Interactive Flat Panel M/N:LE-55PC88
Operation mode: AV IN
Test Voltage: AC 120V/60Hz
Comment: ATE20160582

Common Information

Test Site: EMC Lab.
Environment Conditions: 25C / 55 %
Antenna Polarization: Vertical
Operator Name: DING
Comment:

Copy of FCC Electric Field Strength 24-40GHz



Radiated Emission

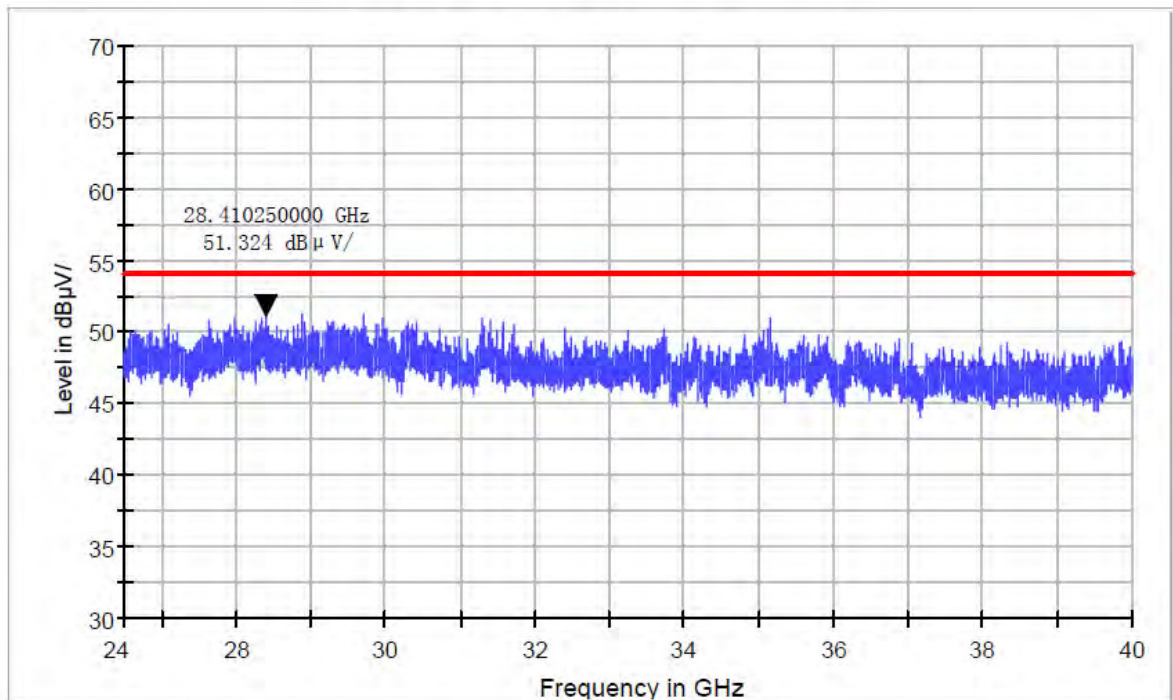
EUT Information

EUT Model Name:	Interactive Flat Panel	M/N:LE-55PC88
Operation mode:	AV IN	
Test Voltage:	AC 120V/60Hz	
Comment:	ATE20160582	

Common Information

Test Site:	EMC Lab.
Environment Conditions:	25C / 55 %
Antenna Polarization:	Horizontal
Operator Name:	DING
Comment:	

Copy of FCC Electric Field Strength 24-40GHz



Radiated Emission

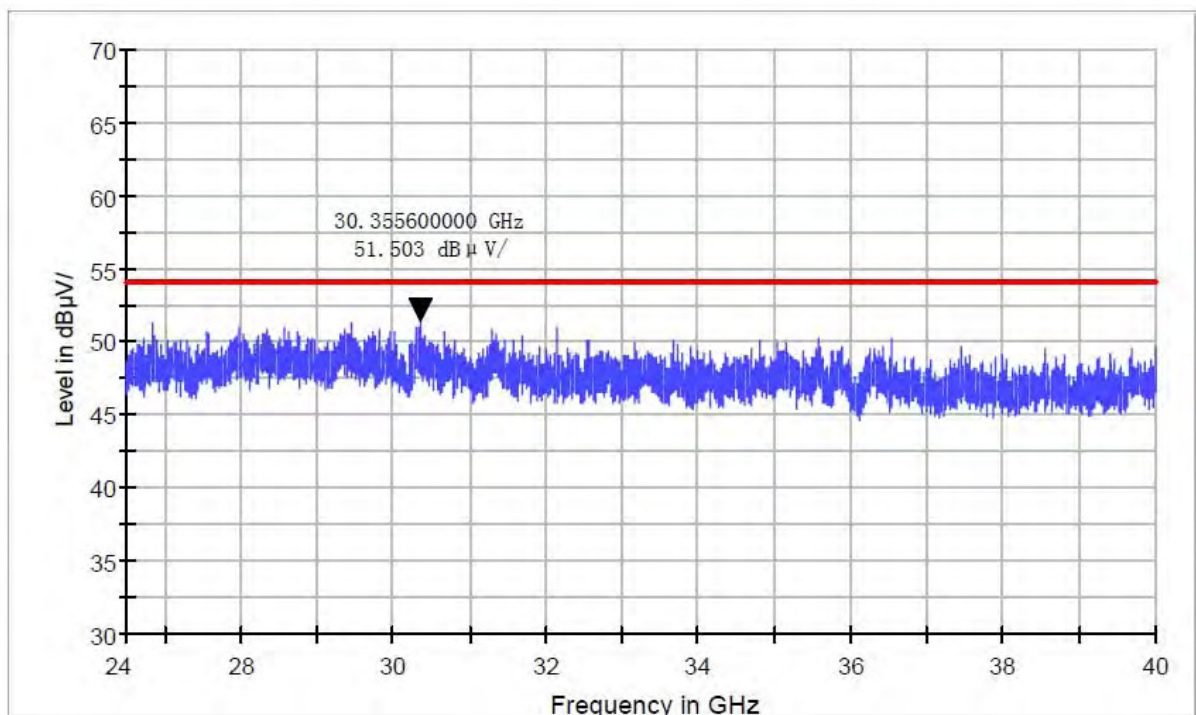
EUT Information

EUT Model Name:	Interactive Flat Panel	M/N:LE-55PC88
Operation mode:	VGA IN	
Test Voltage:	AC 120V/60Hz	
Comment:	ATE20160582	

Common Information

Test Site:	EMC Lab.
Environment Conditions:	25C / 55 %
Antenna Polarization:	Vertical
Operator Name:	DING
Comment:	

Copy of FCC Electric Field Strength 24-40GHz



Radiated Emission

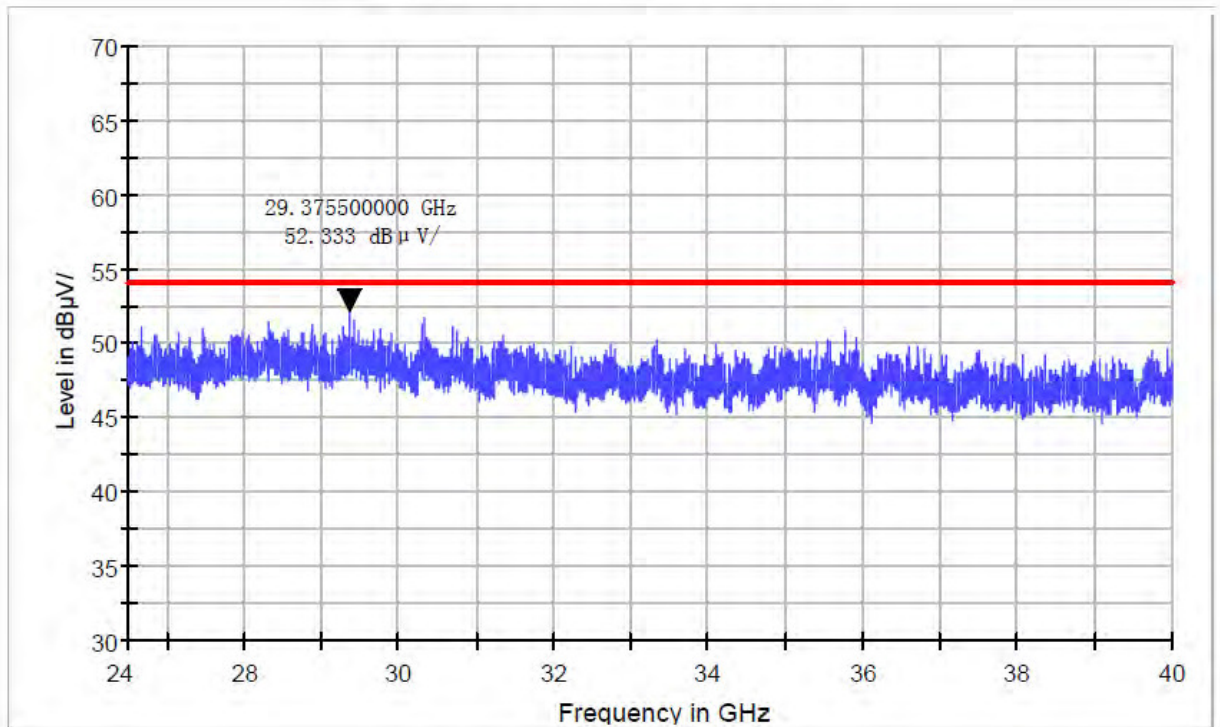
EUT Information

EUT Model Name:	Interactive Flat Panel	M/N:LE-55PC88
Operation mode:	VGA IN	
Test Voltage:	AC 120V/60Hz	
Comment:	ATE20160582	

Common Information

Test Site:	EMC Lab.
Environment Conditions:	25C / 55 %
Antenna Polarization:	Horizontal
Operator Name:	DING
Comment:	

Copy of FCC Electric Field Strength 24-40GHz



Radiated Emission

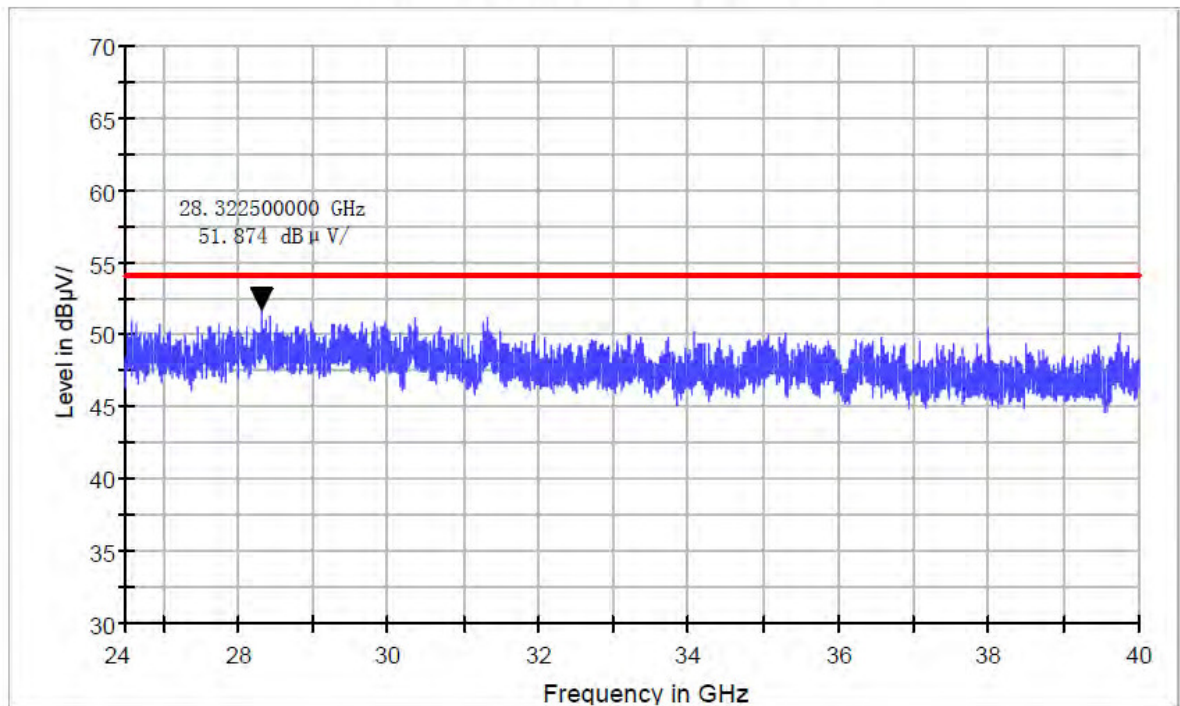
EUT Information

EUT Model Name:	Interactive Flat Panel	M/N:LE-55PC88
Operation mode:	DP IN	
Test Voltage:	AC 120V/60Hz	
Comment:	ATE20160582	

Common Information

Test Site:	EMC Lab.
Environment Conditions:	25C / 55 %
Antenna Polarization:	Vertical
Operator Name:	DING
Comment:	

Copy of FCC Electric Field Strength 24-40GHz



Radiated Emission

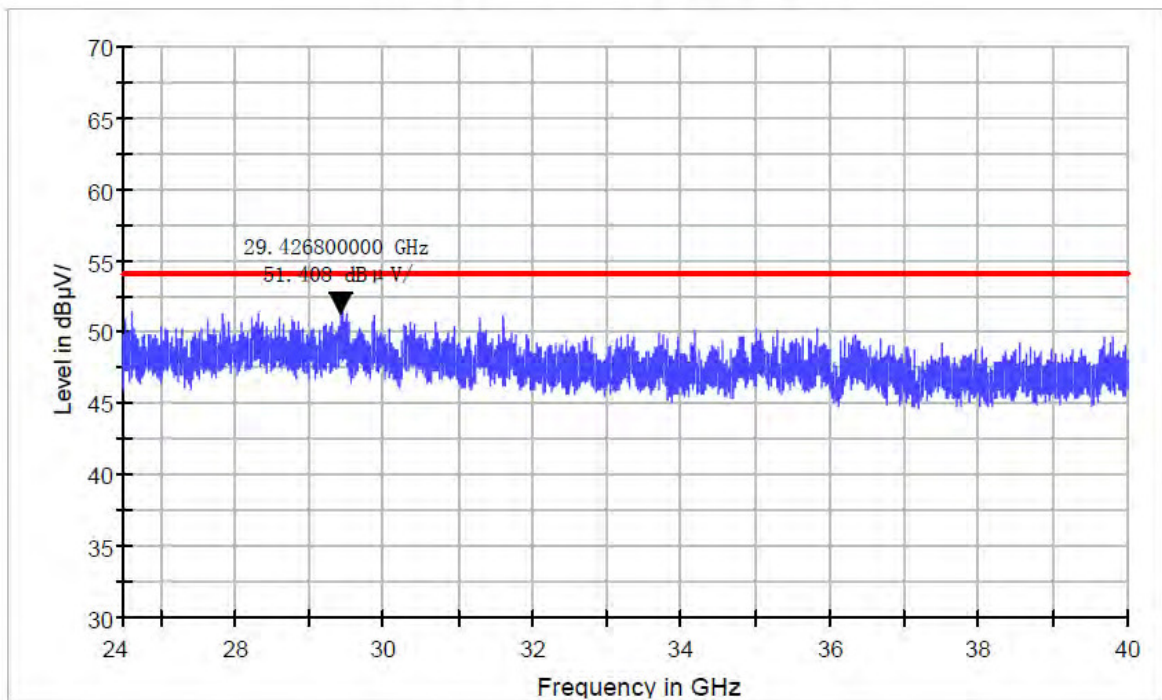
EUT Information

EUT Model Name:	Interactive Flat Panel	M/N:LE-55PC88
Operation mode:	DP IN	
Test Voltage:	AC 120V/60Hz	
Comment:	ATE20160582	

Common Information

Test Site:	EMC Lab.
Environment Conditions:	25C / 55 %
Antenna Polarization:	Horizontal
Operator Name:	DING
Comment:	

Copy of FCC Electric Field Strength 24-40GHz



Radiated Emission

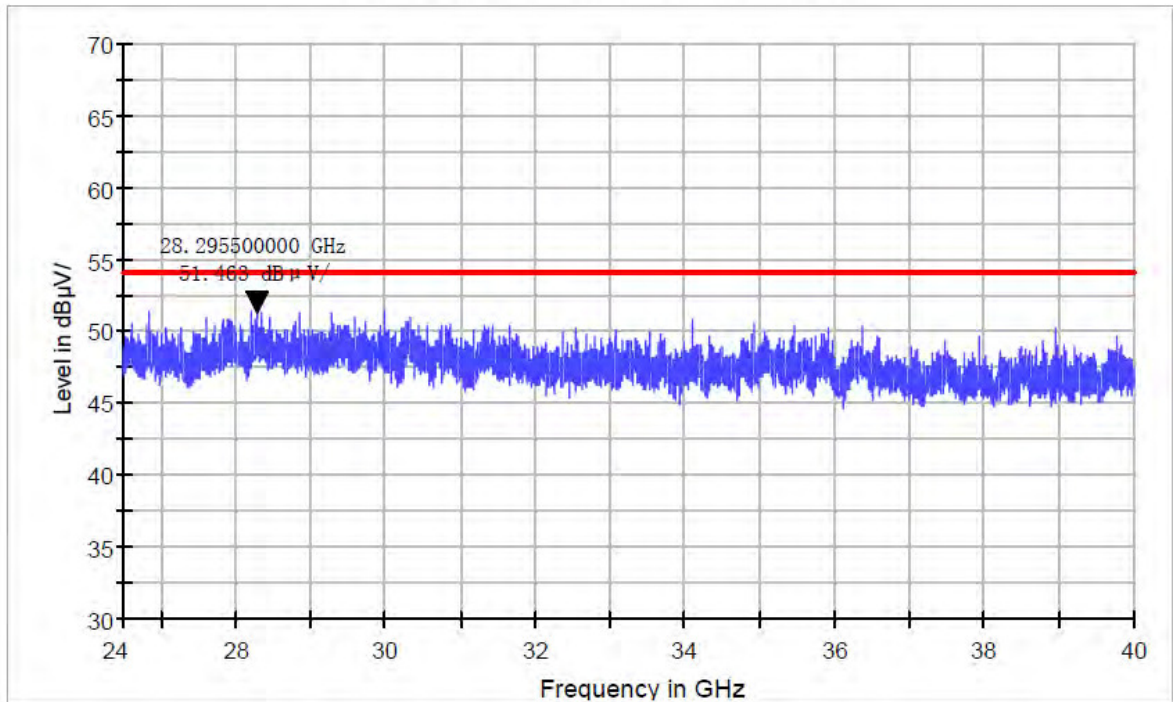
EUT Information

EUT Model Name: Interactive Flat Panel M/N:LE-55PC88
Operation mode: HDMI IN
Test Voltage: AC 120V/60Hz
Comment: ATE20160582

Common Information

Test Site: EMC Lab.
Environment Conditions: 25C / 55 %
Antenna Polarization: Vertical
Operator Name: DING
Comment:

Copy of FCC Electric Field Strength 24-40GHz



Radiated Emission

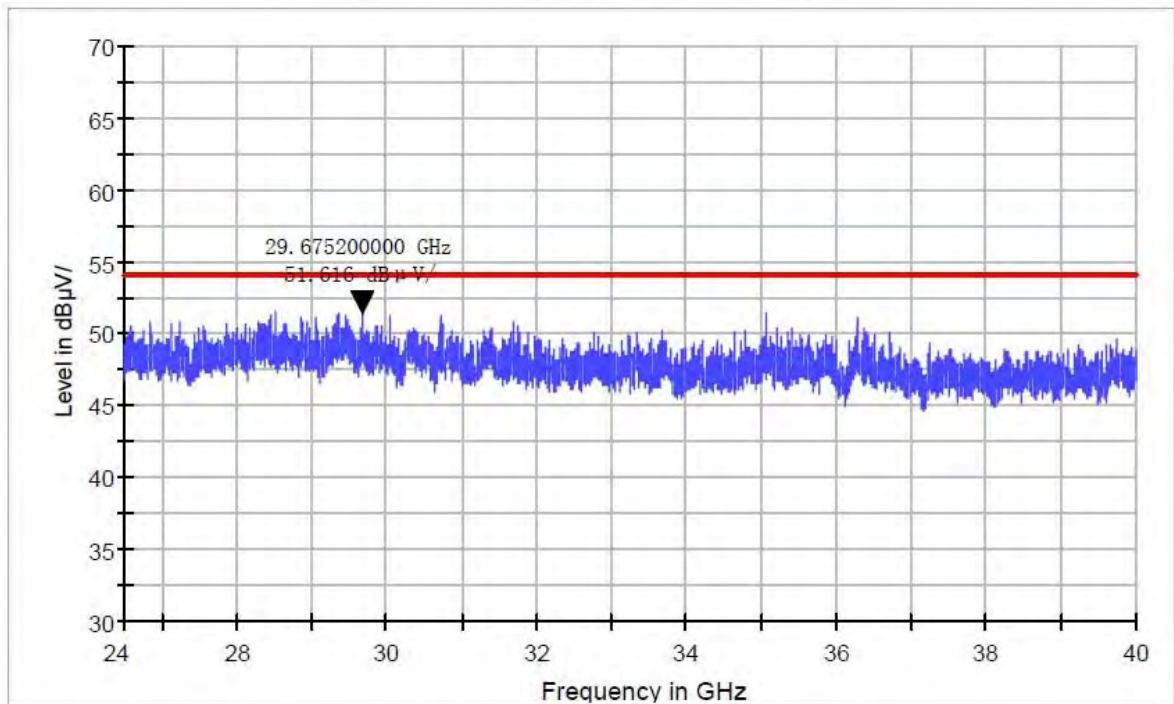
EUT Information

EUT Model Name:	Interactive Flat Panel M/N:LE-55PC88
Operation mode:	HDMI IN
Test Voltage:	AC 120V/60Hz
Comment:	ATE20160582

Common Information

Test Site:	EMC Lab.
Environment Conditions:	25C / 55 %
Antenna Polarization:	Horizontal
Operator Name:	DING
Comment:	

Copy of FCC Electric Field Strength 24-40GHz



Radiated Emission

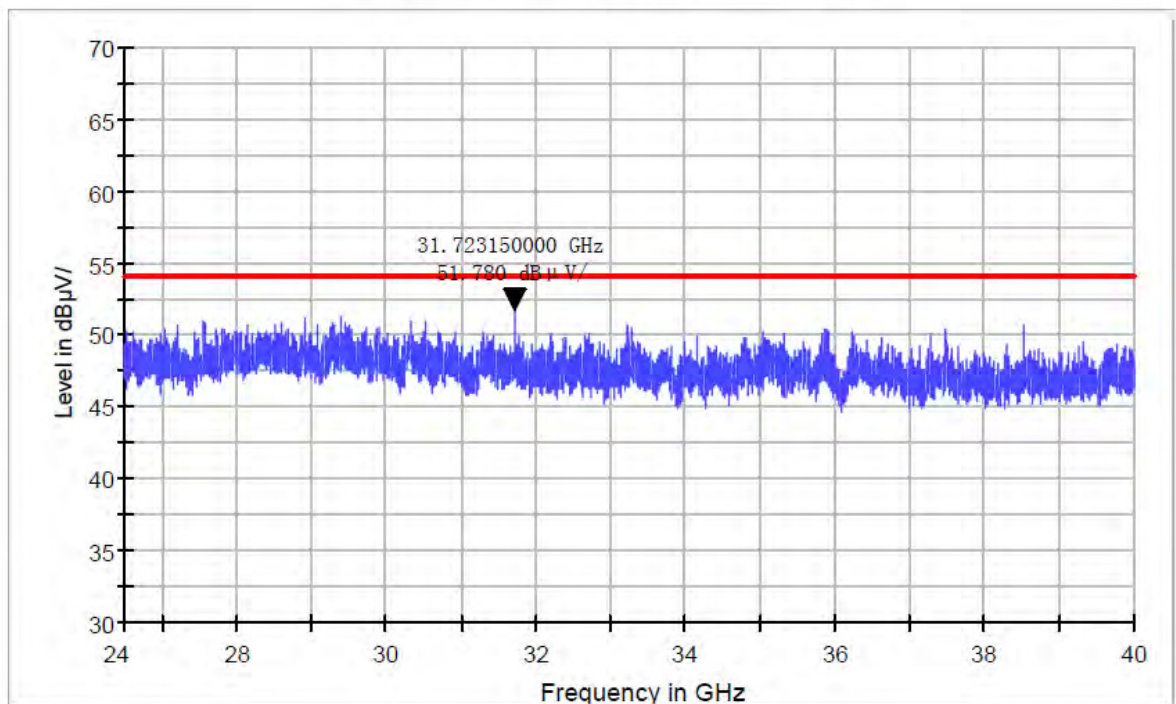
EUT Information

EUT Model Name:	Interactive Flat Panel	M/N:LE-55PC88
Operation mode:	Memory Playing	
Test Voltage:	AC 120V/60Hz	
Comment:	ATE20160582	

Common Information

Test Site:	EMC Lab.
Environment Conditions:	25C / 55 %
Antenna Polarization:	Horizontal
Operator Name:	DING
Comment:	

Copy of FCC Electric Field Strength 24-40GHz



Radiated Emission

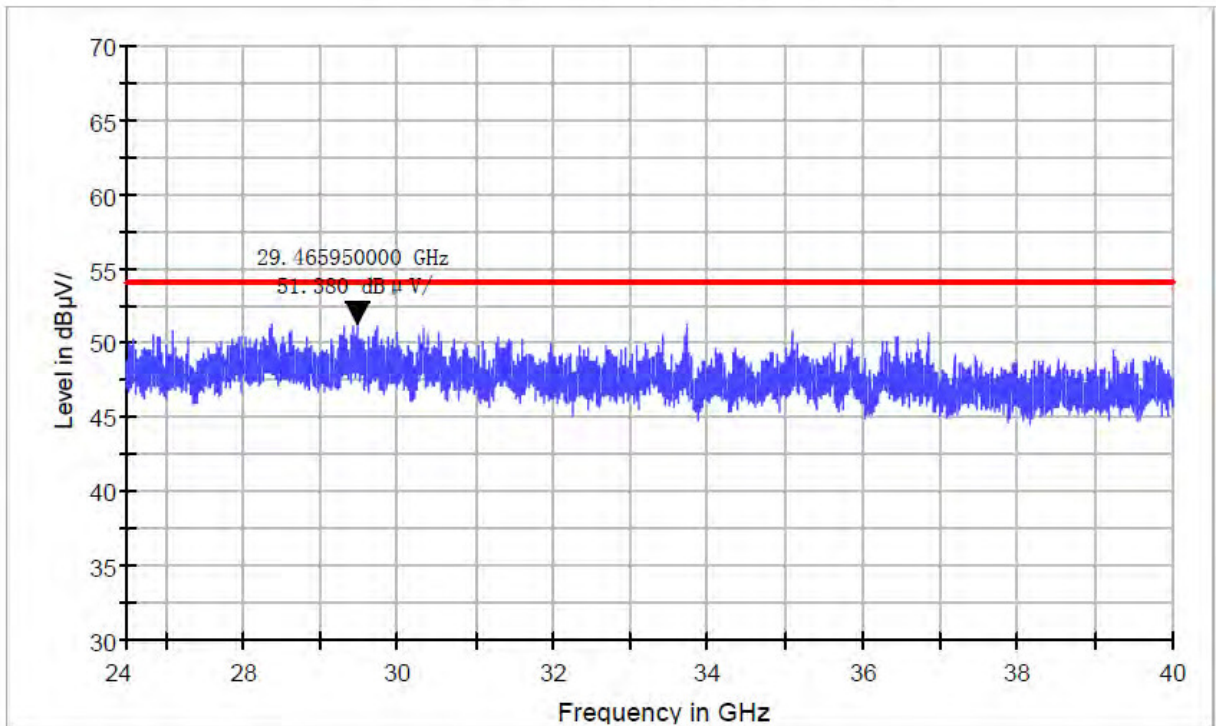
EUT Information

EUT Model Name:	Interactive Flat Panel	M/N:LE-55PC88
Operation mode:	Memory Playing	
Test Voltage:	AC 120V/60Hz	
Comment:	ATE20160582	

Common Information

Test Site:	EMC Lab.
Environment Conditions:	25C / 55 %
Antenna Polarization:	Vertical
Operator Name:	DING
Comment:	

Copy of FCC Electric Field Strength 24-40GHz



6. PHOTOGRAPHS

6.1.Photos of Radiated Emission Measurement



6.2. Photo of Conducted Emission Measurement




6.3. Photo of EUT






























******* End of Test Report *******